

Mesa Due

Poltrona Frau | Lella and Massiom Vignelli | 2016 | Imported from Italy

Features and Specifications

Collaborative Tables

The structure is made of steel, and a series of counterweights provides stability. The top is made of MDF with double panelling and rounded edges. The bottom panel is coated with a textured black paint. The top panel is available in wood or leather. The base is wrapped in leather.

Additional Notes

Bases in Pelle Frau® Saddle Extra (GA) will have contrasting stitching. Bases in Pelle Frau® ColorSphere (70) will have matching stitching.

Surfaces

Top Leather

Pelle Frau® ColorSphere (70)

Top Wood


Mocha Stained Ash (YR-61)

Wenge Stained Ash (YR-32)

Base Leather

Pelle Frau® ColorSphere (70)

Pelle Frau® Saddle Extra (GA)

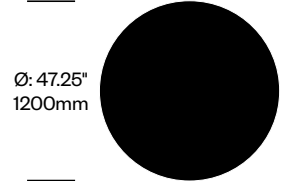
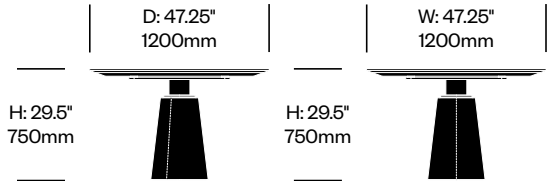


Mesa Due

Poltrona Frau | Lella and Massimiliano Vignelli | 2016 | Imported from Italy

To order, specify:

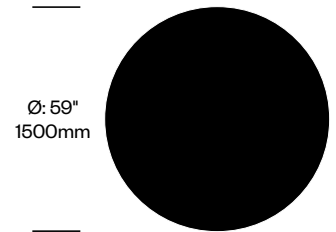
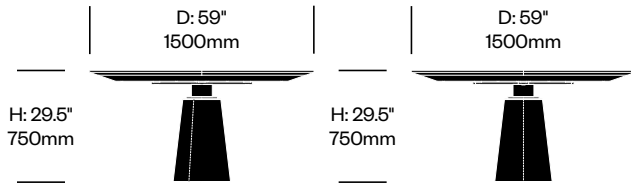
1. Product number
2. Top leather or wood color
3. Base leather color



SMALL ROUND COLLABORATIVE TABLE

ColorSphere Leather Top	Number	List Price
Color System Leather Base	HCPF-MDC1-R47I	6,850.00
Saddle Extra Leather Base	HCPF-MDC1-R47I	7,540.00

Wood Top	Number	List Price
Color System Leather Base	HCPF-MDC1-R47W	6,850.00
Saddle Extra Leather Base	HCPF-MDC1-R47W	7,300.00



LARGE ROUND COLLABORATIVE TABLE

ColorSphere Leather Top	Number	List Price
Color System Leather Base	HCPF-MDC2-R59I	9,350.00
Saddle Extra Leather Base	HCPF-MDC2-R59I	10,290.00

Wood Top	Number	List Price
Color System Leather Base	HCPF-MDC2-R59W	9,350.00
Saddle Extra Leather Base	HCPF-MDC2-R59W	9,950.00