HAWORTH

# Intuity Benching

## GSA Price List – March 2025

This price list is based upon Haworth's February 2025 commercial pricing.

GENERAL SERVICES ADMINISTRATION FEDERAL SUPPLY SERVICE

Authorized Federal Supply Scheduled Price List (Catalog) Office Furniture, Wood Casegoods and Tables

(FSC Group 71, Part I, FSC Classes 7105, 7110, 7125 and 7195)

Contract No: GS-03F-057DA | Contract Period: February 8, 2016 – February 7, 2026 | Business: Large

Contractor: Haworth, Inc. | One Haworth Center | Holland, MI 49423-9576 | 1.616.393.3000

HAWORTH

**This Haworth North American price book contains US list prices.**
Canadian customers can convert the US list price into their Canadian equivalent by going to **www.Haworth.com/Canada** to find the current Canadian multipliers. These multiplier factors allow you to convert the US list price into a Canadian list price.

# HAWORTH, INC.
## GENERAL SERVICES ADMINISTRATION
## FEDERAL ACQUISITION SERVICES

**Authorized Federal Supply Schedule**
**Furniture**
**(FSC Group 71, FSC Classes 7105, 7110, 7125 and 7195)**

| | |
|---|---|
| Contract Number: | GS-03F-057DA |
| Contract Start Date: | February 8, 2016 |
| Contract End Date: | February 7, 2026 |
| Contractor: | HAWORTH, INC.<br>One Haworth Center<br>Holland, MI 49423-9576<br>1-616-393-3000<br>http://www.haworth.com/government |
| Business Size: | Large |

**Information for Ordering Activities**
**I-FSS-600**

Online access to Haworth's Authorized Federal Supply Schedule contract ordering information, terms and conditions, and up-to-date product and discount listing can be found at GSA Advantage, eLibrary link here.

This Page Intentionally Left Blank

# Intuity Benching Price List

**Includes pricing, catalog numbers, finish codes/availability, specification requirements, line art, dimensions, and specification tips for Intuity® Benching.**

Kits
Leg Kits
Worksurfaces
Accessories
Electrical Components
Electrical Accessories

GSA SIN 33721
Canadian Conversion Factor: Refer to haworth.com/Canada

# Table of Contents

## Price List

**Statement of Line** . . . . . 7

**Single Sided Kits**
Single Sided Starter Kit . . . . . 9
Single Sided Add-On Kit . . . . . 10

**Double Sided Kits**
Double Sided Starter Kit . . . . . 11
Double Sided Add-On Kit . . . . . 13

**120° Single Sided Starter Kits**
120° Single Sided Starter Kit . . . . . 15

**120° Double Sided Three Pack Starter Kit**
120° Double Sided Three Pack Starter Kit . . . . . 16

**120° Double Sided Three Pack Add-on Kit**
120° Double Sided Three Pack Add-on Kit . . . . . 17

**Leg Kits**
Bench End Leg Kit . . . . . 18
Return Leg Kit . . . . . 18

**Worksurfaces**
Rectangular Worksurface — No Access Hatch . . . . . 19
Rectangular Worksurface – For Use with Access Hatches . . . . . 20
Rectangular Bench End Worksurface . . . . . 21
Rectangular Return Worksurface . . . . . 21
Corner, 120° Wrap-Around . . . . . 22

**Accessories**
Tie Plate . . . . . 23
Double-Sided Utility Tray End Covers . . . . . 23
120° Infeed Cover . . . . . 23
Access Hatch Gap Filler . . . . . 23

**Electrical Components**
Infeed Harness . . . . . 24
Base Feed Module — Hardwire Connection . . . . . 24
Single Circuit Base Feed – Receptacle Connection with Power Cord — 3-Circuit and 4-Circuit . . . . . 25
Single Circuit Base Feed – Receptacle Connection — 3-Circuit and 4-Circuit . . . . . 25
Base Feed Module Hardwire Connection . . . . . 26
Internal Power Base™ AI Base Feed . . . . . 26
Jumper . . . . . 27
Utility Tray Power Retrofit Kit . . . . . 27
Top Feed . . . . . 28
Triplex Receptacle – 15 Amp . . . . . 29
Triplex Receptacle – 20 Amp . . . . . 30
Top Feed — Hardwire . . . . . 31
Hardwire Kit . . . . . 31
Cover Plates . . . . . 31

**Electrical Accessories**
Base Feed Cover — Vertical . . . . . 32

## Resources

**Surface Materials**
Finish/Color Legend . . . . . 34
Vertical Fabrics/Color Legend . . . . . 35

**Index** . . . . . 36

**Lifetime Product Warranty** . . . . . Inside Back Cover

# Statement of Line

## Kits

Pages 9-17

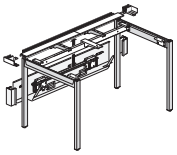

**Single Sided Starter Kit — Straight Leg**

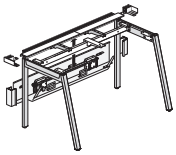

**Single Sided Starter Kit — Angled Leg**

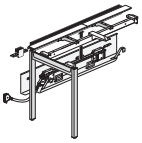

**Single Sided Add-On Kit — Straight Leg**

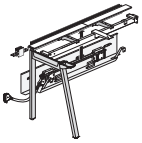

**Single Sided Add-On Kit — Angled Leg**

**Double Sided Starter Kit — Straight Leg**

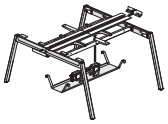

**Double Sided Starter Kit — Angled Leg**

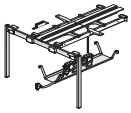

**Double Sided Add-On Kit — Straight Leg**

**Double Sided Add-On Kit — Angled Leg**

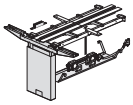

**Double Sided Add-On Kit — Column Leg**

**120° Single Sided Starter Kit — Straight Leg**

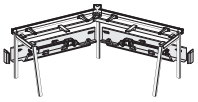

**120° Single Sided Starter Kit — Angled Leg**

**120° Double Sided Three Pack Starter Kit — Straight Leg**

**120° Double Sided Three Pack Starter Kit — Angled Leg**

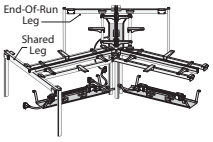


**120° Double Sided Three Pack Add-on Kit**

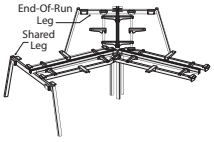


**120° Double Sided Three Pack Add-on Kit**

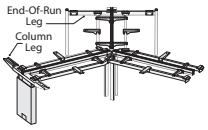


**120° Double Sided Three Pack Add-on Kit**

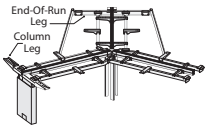


**120° Double Sided Three Pack Add-on Kit**

## Leg Kits

Page 18

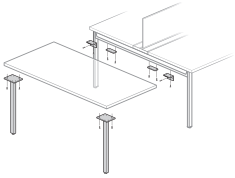

**Bench End Leg Kit — Straight**

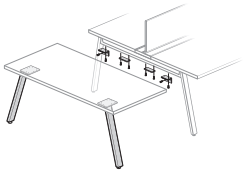

**Bench End Leg Kit — Angled**

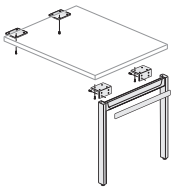

**Return Leg Kit — Straight**

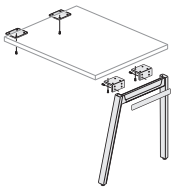

**Return Leg Kit — Angled**

## Worksurfaces

Pages 19-22

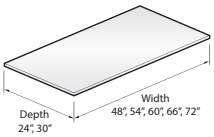


**Rectangular Worksurface — No Access Hatch**

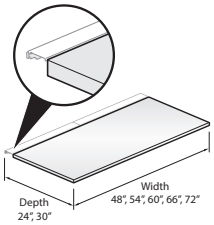


**Rectangular Worksurface — For Use with Access Hatches**

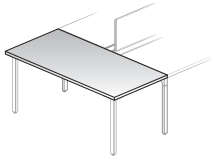

**Rectangular Bench End Worksurface**

**Rectangular Return Worksurface**

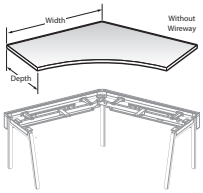


**Corner, 120° Wrap-Around**

# Statement of Line

## Accessories

Page 23

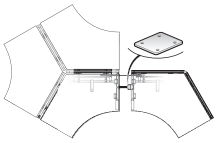

**Tie Plate**

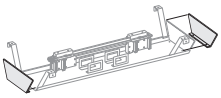

**Double-Sided Utility Tray End Covers**

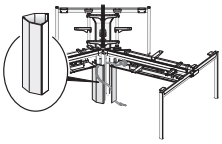

**120° Infeed Cover**

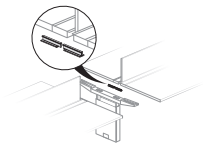

**Access Hatch Gap Filler**

## Electrical Components

Pages 24-31

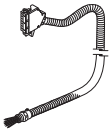

**Infeed Harness**

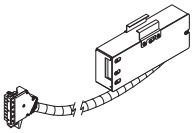

**Base Feed Module — Architectural Concealed Hardwire Connection**

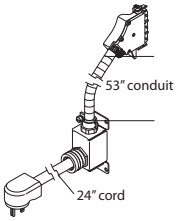


**Single Circuit Base Feed – Receptacle Connection with Power Cord — *3-Circuit and 4-Circuit***

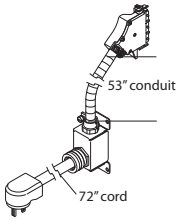


**Single Circuit Base Feed – Receptacle Connection — *3-Circuit and 4-Circuit***

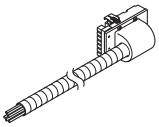

**Base Feed Module Hardwire Connection**

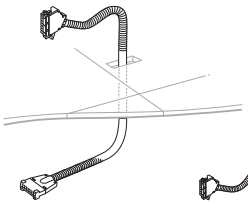

**Internal Power Base™ AI Base Feed**

**Jumper**

**Utility Tray Power Retrofit Kit**

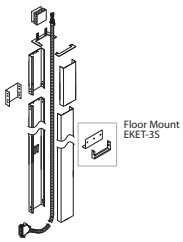


**Top Feed**

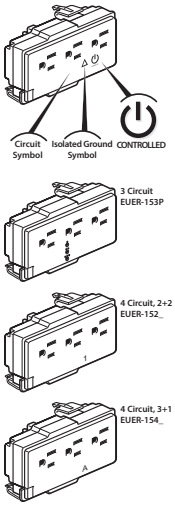


**Triplex Receptacles — 15 AMP**

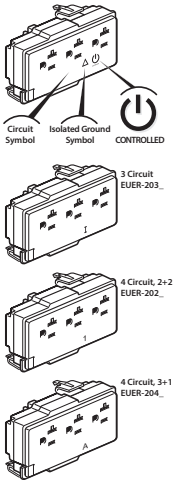


**Triplex Receptacles — 20 AMP**

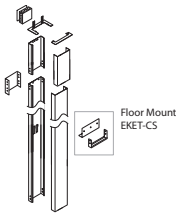


**Top Feed — Hardwire**

**Cover Plates**

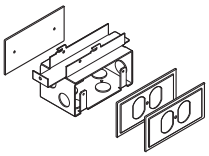

**Hardwire Kit**

**Cover Plates**

## Electrical Accessories

Page 32

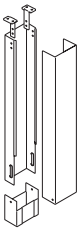

**Base Feed Cover — Vertical Fixed Height**



**Base Feed Cover — Vertical Adjustable Height**

# Single Sided Kits

## Single Sided Starter Kit

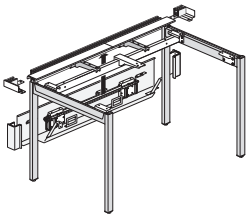

Straight Leg
ZBRA-2448-SIGH

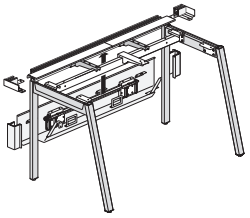

Angled Leg
ZBRA-2448-SAGH
(Shown with 3- or 4-circuit power and access hatches)

Class IN

### Features

- Includes two fixed-height steel leg assemblies, support beam, rail, worksurface support brackets, and integrated below-surface utility tray. Available with or without the following:
  –Power distribution assembly
  –Full access hatches for back edge of worksurface
- Fixed-height legs are 28"(711mm) to bottom of worksurface with glides fully recessed.
- Glides provide 0.5"(13mm)leveling adjustment.
- Leg accent plate is located in the top center section of each leg assembly and allows for a user-specified accent color for aesthetic purposes.
- Access hatch option includes two hinged doors that extend the full width of the surface for easy access to power distribution assembly and utility tray. The doors are 4.25"(108mm)D and provide a 1"(25mm) gap between the hatch and worksurface.
- Field assembled

### Specification Tips

- For **in-line** benching applications only; not for return benching applications.
- A Single Sided Starter Kit may be used as a stand alone desk.
- Requires Single Sided Add-On Kit(s) for an in-line single sided benching application. Leg from the Single Sided Starter Kit is repositioned to the end-of-run.
- For use with Intuity worksurface, specified separately.
  –Surface depth must match depth of the add-on kit.
  –Kit with no access hatches, option (-C) supports a rectangular worksurface.
  –Kit with access hatches, option (-S) supports a rectangular worksurface for use with access hatches.
- Angled Legs are required for Knife Edge worksurface option.
- Rail features an inset channel for use with Intuity Screens, Belong Plus Screens and Active Components Center Screens.
- Single Sided Starter Kit is always standard with utility tray in a powered or non-powered application.
- Below worksurface power access is standard with 3-circuit, 4-circuit or hardwire power option.
- In 3- and 4-circuit power applications the Power Distribution Assembly (PDA) will accept a maximum of two separately specified triplex receptacles.
- Hardwire power option (-C) includes two junction boxes; conduit is field supplied.
- Separately specify electrical components for **in** and **out** power path. Do not mix 3-circuit with 4-circuit components. Do not mix 2+2 and 3+1 components.

### To Order, Specify:

1) Product number, including:

❶ **Leg Type:**
- **I** Straight Leg
- **A** Angled Leg

❷ **Power Type:**
- **N** Non-Powered
- **3** 3-Circuit, see chart for upcharge
- **2** 4-Circuit, 2+2, see chart for upcharge
- **4** 4-Circuit, 3+1, see chart for upcharge
- **C** Hardwire, see chart for upcharge

❸ **Access Hatches:**
- **C** No Access Hatches
- **S** Access Hatches (add Trim A: **$219.15** list Trim B: **$235.44** list)

2) Leg color*.
3) Accent plate color*.
4) Universal rail/utility tray color*.
5) Access hatch color* (if applicable).

***Note:** Upcharge for mixed grade trim surfaces; refer to the electronic design and specification tools for pricing.

❷ **Power Type**

| Width | 3-Circuit | 4-Circuit, 2+2 | 4-Circuit, 3+1 | Hardwire |
|---|---|---|---|---|
| 48" | $ 179.06 | $ 179.06 | $ 179.06 | $430.74 |
| 54" | 187.21 | 187.21 | 187.21 | 445.39 |
| 60" | 195.36 | 195.36 | 195.36 | 460.04 |
| 66" | 203.51 | 203.51 | 203.51 | 474.69 |
| 72" | 211.66 | 211.66 | 211.66 | 489.34 |

| Depth | Width | Number ❶ ❷ ❸ | Trim A | Trim B |
|---|---|---|---|---|
| 24"(610mm) | 48"(1219mm) | ZBRA-2448-S GHP T | $1486.52 | $1533.73 |
| | 54"(1372mm) | ZBRA-2454-S GHP T | 1510.96 | 1558.17 |
| | 60"(1524mm) | ZBRA-2460-S GHP T | 1535.40 | 1582.61 |
| | 66"(1676mm) | ZBRA-2466-S GHP T | 1559.84 | 1607.05 |
| | 72"(1829mm) | ZBRA-2472-S GHP T | 1584.28 | 1631.49 |
| 30"(762mm) | 48"(1219mm) | ZBRA-3048-S GHP T | $1535.36 | $1582.57 |
| | 54"(1372mm) | ZBRA-3054-S GHP T | 1559.80 | 1607.01 |
| | 60"(1524mm) | ZBRA-3060-S GHP T | 1584.24 | 1631.45 |
| | 66"(1676mm) | ZBRA-3066-S GHP T | 1608.68 | 1655.89 |
| | 72"(1829mm) | ZBRA-3072-S GHP T | 1633.12 | 1680.33 |

# Single Sided Kits

## Single Sided Add-On Kit

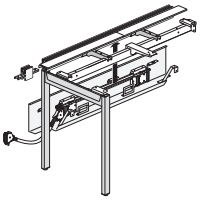

Straight Leg
ZBRA-2448-ATGH

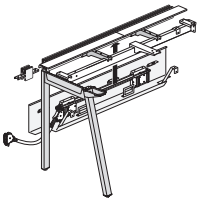

Angled Leg
ZBRA-2448-ASGH
(Shown with 3- or 4-circuit power and access hatches)

Class IN

### Features

- Includes one shared, fixed-height steel leg assembly support beam, rail, worksurface support brackets, and integrated below-surface utility tray. Available with or without the following:
  –Power distribution assembly and power jumper
  –Full-width access hatches for back edge of worksurface
- Integrated utility tray on non-powered starter rails provides cable management and routing only.
- Attaches to a Single Sided Starter Kit, or to another Add-On Kit to extend the overall length of the bench.
- Fixed-height legs are 28"(711mm) to bottom of worksurface with glides fully recessed.
- Glides provide 0.5"(13mm) leveling adjustment.
- Power distribution assembly provides locations for two separately specified triplex receptacles, providing below-surface power access at the back edge.
- A power jumper is included to connect adjacent power distribution assemblies.
- Access hatch option includes two hinged doors that extend the full width of the surface for easy access to power distribution assembly and utility tray. The doors are 4.25"(108mm)D and provide a 1"(25mm) gap between the hatch and worksurface.
- Field assembled

### Specification Tips

- For **in-line** benching applications only; not for return benching applications.
- Requires Single Sided Starter Kit for an in-line, single sided benching application. Leg from the Single Sided Starter Kit is repositioned to end of run.
- Multiple Single Sided Add-On Kits may be used with one Single Sided Starter Kit.
- For use with Intuity worksurface, specified separately.
  –Surface depth must match depth of the add-on kit.
  –Kit with no access hatches, option (-C) supports a rectangular worksurface.
  –Kit with access hatches, option (-S) supports a rectangular worksurface for use with access hatches.
- Angled Legs are required for Knife Edge worksurface option.
- Rail features an inset channel for use with Intuity Screens, Belong Plus Screens and Active Components Center Screens.
- Single Sided Add-On Kit is always standard with utility tray in a powered or non-powered application.
- Below worksurface power access is standard with 3-circuit, 4-circuit or hardwire power option.
- In 3- and 4-circuit power applications the Power Distribution Assembly (PDA) will accept a maximum of two separately specified triplex receptacles.
- Hardwire power option (-C) includes two junction boxes; conduit is field supplied.
- Separately specify electrical components for **in** and **out** power path. Do not mix 3-circuit with 4-circuit components. Do not mix 2+2 and 3+1 components.

### To Order, Specify:

1) Product number, including:

❶ **Leg Type:**
- **T** Straight Leg
- **S** Angled Leg

❷ **Power Type:**
- **N** Non-Powered
- **3** 3-Circuit, see chart for upcharge
- **2** 4-Circuit, 2+2, see chart for upcharge
- **4** 4-Circuit, 3+1, see chart for upcharge
- **C** Hardwire, see chart for upcharge

❸ **Access Hatches:**
- **C** No Access Hatches
- **S** Access Hatches (add Trim A: **$219.15** list Trim B: **$235.44** list)

2) Leg color*.
3) Universal rail/utility tray color*.
4) Access hatch color* (if applicable).

***Note:** Upcharge for mixed grade trim surfaces; refer to the electronic design and specification tools for pricing.

❷ **Power Type**

| Width | 3-Circuit | 4-Circuit, 2+2 | 4-Circuit, 3+1 | Hardwire |
|---|---|---|---|---|
| 48" | $ 179.06 | $ 179.06 | $ 179.06 | $430.74 |
| 54" | 187.21 | 187.21 | 187.21 | 445.39 |
| 60" | 195.36 | 195.36 | 195.36 | 460.04 |
| 66" | 203.51 | 203.51 | 203.51 | 474.69 |
| 72" | 211.66 | 211.66 | 211.66 | 489.34 |

| Depth | Width | Number ❶ ❷ ❸ | Trim A | Trim B |
|---|---|---|---|---|
| 24"(610mm) | 48"(1219mm) | ZBRA-2448-A GHN T | $ 1193.25 | $1232.31 |
| | 54"(1372mm) | ZBRA-2454-A GHN T | 1217.69 | 1256.75 |
| | 60"(1524mm) | ZBRA-2460-A GHN T | 1242.13 | 1281.19 |
| | 66"(1676mm) | ZBRA-2466-A GHN T | 1266.57 | 1305.63 |
| | 72"(1829mm) | ZBRA-2472-A GHN T | 1291.01 | 1330.07 |
| 30"(762mm) | 48"(1219mm) | ZBRA-3048-A GHN T | $1225.80 | $1264.86 |
| | 54"(1372mm) | ZBRA-3054-A GHN T | 1250.24 | 1289.30 |
| | 60"(1524mm) | ZBRA-3060-A GHN T | 1274.68 | 1313.74 |
| | 66"(1676mm) | ZBRA-3066-A GHN T | 1299.12 | 1338.18 |
| | 72"(1829mm) | ZBRA-3072-A GHN T | 1323.56 | 1362.62 |

# Double Sided Kits

## Double Sided Starter Kit

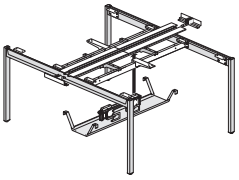

Straight Leg
ZBRA-4848-SIGH

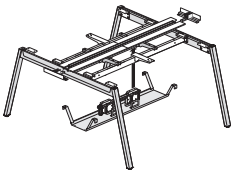

Angled Leg
ZBRA-4848-SAGH
(Shown with Utility Tray, 3- or 4-circuit power and access hatches)

Class IN

### Features

- Includes two fixed-height steel leg assemblies, two support beams, rail, and surface support brackets. Available with or without the following:
  –Power distribution assembly
  –Below-surface utility tray; standard in charcoal
  –Full-width access hatches for back edge of worksurfaces
- Fixed-height legs are 28"(711mm) to bottom of worksurface with glides fully recessed.
- Glides provide 0.5"(13mm) leveling adjustment.
- Leg accent plate is located in the top center section of each leg assembly and allows for a user-specified accent color for aesthetic purposes.
- Power distribution assembly provides locations for four separately specified triplex receptacles (2 on each side), providing below-surface power access at the back edge of each worksurface.
- Access hatch option includes four hinged doors (two on each side) that extend the full width of the surfaces for easy access to power distribution assembly and utility tray. The doors are 4.25"(108mm)D and provide a 1"(25mm) gap between the hatch and worksurface.
- Field assembled.

### Specification Tips

- For **in-line** benching applications only; not for return benching applications.
- Requires Double Sided Add-On Kit(s) for an in-line double sided benching application. Leg from the Double Sided Starter Kit is repositioned to the end-of-run.
- For use with Intuity worksurfaces, specified separately.
  –24"(610mm)D surfaces must be used with 48"(1219mm)D Double Sided Starter Kits, and 30"(762mm)D surfaces must be used with 60"(1524mm)D Double Sided Starter Kits.
  –Kit with no access hatches, option (-C) supports rectangular worksurfaces.
  –Kit with access hatches, option (-S) supports rectangular worksurfaces for use with access hatches.
- Angled Legs are required for Knife Edge worksurface option.
- Rail features an inset channel for use with Intuity Screens, Belong Plus Screens and Active Components Center Screens.
- Below worksurface utility tray is optional for a non-powered application. Recommended if below worksurface cable management is needed.
- Below worksurface power access is standard with -3, -4 circuit or hardwire power option.
- In 3- and 4-circuit power applications the Power Distribution Assembly (PDA) will accept a maximum of four separately specified triplex receptacles; two per each side of Double Sided Starter Kit.
- Hardwire power option (-C) includes two junction boxes; conduit is field supplied.
- Separately specify electrical components for **in** and **out** power path. Do not mix 3-circuit with 4-circuit components. Do not mix 2+2 and 3+1 components.

### To Order, Specify:

1) Product number, including:

❶ **Leg Type:**
- **I** Straight Leg
- **A** Angled Leg

❷ **Power Type:**
- **N** Non-Powered
- **3** 3-Circuit, see chart for upcharge
- **2** 4-Circuit, 2+2, see chart for upcharge
- **4** 4-Circuit, 3+1, see chart for upcharge
- **C** Hardwire, see chart for upcharge

❸ **Access Hatches:**
- **C** No Access Hatches
- **S** Access Hatches (add Trim A: **$438.30** list Trim B: **$470.88** list)

2) Leg color*.
3) Accent plate color*.
4) Universal rail color*.
5) Access hatch color* (if applicable).

***Note:** Upcharge for mixed grade trim surfaces; refer to the electronic design and specification tools for pricing.

❷ **Power Type for Utility Tray**

| Width | 3-Circuit | 4-Circuit, 2+2 | 4-Circuit, 3+1 | Hardwire |
|---|---|---|---|---|
| 48" | $239.91 | $239.91 | $239.91 | $430.74 |
| 54" | 247.46 | 247.46 | 247.46 | 445.39 |
| 60" | 255.61 | 255.61 | 255.61 | 460.04 |
| 66" | 263.76 | 263.76 | 263.76 | 474.69 |
| 72" | 271.91 | 271.91 | 271.91 | 489.34 |

# Double Sided Kits

| Depth | Width | Number ❶ ❷ ❸ | Trim A | Trim B |
|---|---|---|---|---|
| **No Utility Tray** | | | | |
| 48”(1219mm) | 48”(1219mm) | ZBRA-4848-S GHPNN | $1454.10 | $ 1501.31 |
| | 54”(1372mm) | ZBRA-4854-S GHPNN | 1470.39 | 1517.60 |
| | 60”(1524mm) | ZBRA-4860-S GHPNN | 1486.68 | 1533.89 |
| | 66”(1676mm) | ZBRA-4866-S GHPNN | 1502.97 | 1550.18 |
| | 72”(1829mm) | ZBRA-4872-S GHPNN | 1519.26 | 1566.47 |
| 60”(1524mm) | 48”(1219mm) | ZBRA-6048-S GHPNN | $1502.94 | $1550.15 |
| | 54”(1372mm) | ZBRA-6054-S GHPNN | 1519.23 | 1566.44 |
| | 60”(1524mm) | ZBRA-6060-S GHPNN | 1535.52 | 1582.73 |
| | 66”(1676mm) | ZBRA-6066-S GHPNN | 1551.81 | 1599.02 |
| | 72”(1829mm) | ZBRA-6072-S GHPNN | 1568.10 | 1615.31 |
| **Utility Tray** | | | | |
| 48”(1219mm) | 48”(1219mm) | ZBRA-4848-S GHP T | $1665.71 | $ 1712.92 |
| | 54”(1372mm) | ZBRA-4854-S GHP T | 1698.29 | 1745.50 |
| | 60”(1524mm) | ZBRA-4860-S GHP T | 1730.87 | 1778.08 |
| | 66”(1676mm) | ZBRA-4866-S GHP T | 1763.45 | 1810.66 |
| | 72”(1829mm) | ZBRA-4872-S GHP T | 1796.03 | 1843.24 |
| 60”(1524mm) | 48”(1219mm) | ZBRA-6048-S GHP T | $ 1714.55 | $ 1761.76 |
| | 54”(1372mm) | ZBRA-6054-S GHP T | 1747.13 | 1794.34 |
| | 60”(1524mm) | ZBRA-6060-S GHP T | 1779.71 | 1826.92 |
| | 66”(1676mm) | ZBRA-6066-S GHP T | 1812.29 | 1859.50 |
| | 72”(1829mm) | ZBRA-6072-S GHP T | 1844.87 | 1892.08 |

# Double Sided Kits

## Double Sided Add-On Kit

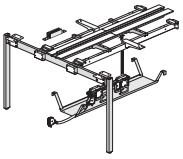

Straight Leg
ZBRA-4848-ATGH

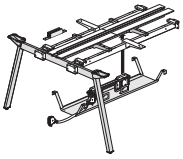

Angled Leg
ZBRA-4848-ASGH

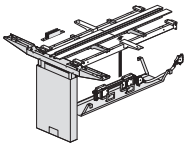

Column Leg
ZBRA-4848-AFGH
(Shown with Utility Tray, 3- or 4-circuit power and access hatches)

Class IN

### Features

- Includes one shared, fixed-height steel leg assembly or column, two support beams, rail, and surface support brackets.
  Available with or without the following:
  –Power distribution assembly and power jumper
  –Below-surface utility tray; standard in charcoal
  –Full-width access hatches for back edge of worksurfaces
- Attaches to a Double Sided Starter Kit, or to another add-on rail to extend the overall length of the bench.
- Fixed-height legs are 28"(711mm) to bottom of worksurface with glides fully recessed.
- Glides provide 0.5"(13mm) leveling adjustment.
- Column leg option provides an enclosed cavity and removable cover for routing power up from the floor. Column leg is 13"(330mm)D x 3"(76mm)W on the inside and D x 3.15"(80mm)W on the outside.
- Power distribution assembly provides locations for four separately specified triplex receptacles (two on each side), providing below-surface power access at the back edge of each worksurface.
- A power jumper is included to connect adjacent power distribution assemblies.
- Access hatch option includes four hinged doors (two on each side) that extend the full width of the surfaces for easy access to power distribution assembly and utility tray. The doors are 4.25"(108mm)D and provide a 1"(25mm) gap between the hatch and worksurface.
- Field assembled.

### Specification Tips

- For **in-line** benching applications only; not for return benching applications.
- Requires Double Sided Starter Kit for an in-line double sided benching application. Leg from the Double Sided Starter Kit is repositioned to end of run.
- Multiple Double Sided Add-On Kits may be used with one Double Sided Starter Kit.
- For use with Intuity worksurfaces, specified separately.
  –48"(1219mm)D kits require 24"(610mm)D worksurfaces
  –60"(1524mm)D kits require 30"(762mm)D worksurfaces
  –Kit with no access hatches, option (-C) supports rectangular worksurfaces.
  –Kit with access hatches, option (-S) supports rectangular worksurfaces for use with access hatches.
- Angled Legs are required for Knife Edge worksurface option.
- Column Leg provides intermediate shared support, additional knee clearance, and power and cable management.
- Rail features an inset channel for use with Intuity Screens, Belong Plus Screens and Active Components Center Screens.
- Below worksurface utility tray is optional for a non-powered application. Recommended if below worksurface cable management is needed.
- Below worksurface power access is standard with -3, -4 circuit or hardwire power option.
- In 3- and 4- circuit power applications the Power Distribution Assembly (PDA) will accept a maximum of four separately specified triplex receptacles; two per each side of Double Sided Starter Kit.
- Hardwire power option (-C) includes two junction boxes; conduit is field supplied.
- Separately specify electrical components for in and out power path. Do not mix 3-circuit with 4-circuit components. Do not mix 2+2 and 3+1 components.

### To Order, Specify:

1) Product number, including:

❶ **Leg Type:**
- **T** Straight Leg
- **S** Angled Leg
- **F** Column Leg (add **$364.70** list)

❷ **Power Type:**
- **N** Non-Powered
- **3** 3-Circuit, see chart for upcharge
- **2** 4-Circuit, 2+2, see chart for upcharge
- **4** 4-Circuit, 3+1, see chart for upcharge
- **C** Hardwire, see chart for upcharge

❸ **Access Hatches:**
- **C** No Access Hatches
- **S** Access Hatches (add Trim A: **$438.30** list
  Trim B: **$470.98** list)

2) Leg color*.
3) Universal rail color*.
4) Access hatch color* (if applicable).

***Note:** Upcharge for mixed grade trim surfaces; refer to the electronic design and specification tools for pricing.

❷ **Power Type for Utility Tray**

| Width | 3-Circuit | 4-Circuit, 2+2 | 4-Circuit, 3+1 | Hardwire |
|---|---|---|---|---|
| 48" | $239.91 | $239.91 | $239.91 | $430.74 |
| 54" | 247.46 | 247.46 | 247.46 | 445.39 |
| 60" | 255.61 | 255.61 | 255.61 | 460.04 |
| 66" | 263.76 | 263.76 | 263.76 | 474.69 |
| 72" | 271.91 | 271.91 | 271.91 | 489.34 |

# Double Sided Kits

| Depth | Width | Number ❶ ❷ ❸ | Trim A | Trim B |
|---|---|---|---|---|
| **No Utility Tray** | | | | |
| 48”(1219mm) | 48”(1219mm) | ZBRA-4848-A GHNNN | $1059.92 | $1098.98 |
| | 54”(1372mm) | ZBRA-4854-A GHNNN | 1076.21 | 1115.27 |
| | 60”(1524mm) | ZBRA-4860-A GHNNN | 1092.50 | 1131.56 |
| | 66”(1676mm) | ZBRA-4866-A GHNNN | 1108.79 | 1147.85 |
| | 72”(1829mm) | ZBRA-4872-A GHNNN | 1125.08 | 1164.14 |
| 60”(1524mm) | 48”(1219mm) | ZBRA-6048-A GHNNN | $1092.47 | $ 1131.53 |
| | 54”(1372mm) | ZBRA-6054-A GHNNN | 1108.76 | 1147.82 |
| | 60”(1524mm) | ZBRA-6060-A GHNNN | 1125.05 | 1164.11 |
| | 66”(1676mm) | ZBRA-6066-A GHNNN | 1141.34 | 1180.40 |
| | 72”(1829mm) | ZBRA-6072-A GHNNN | 1157.63 | 1196.69 |
| **Utility Tray** | | | | |
| 48”(1219mm) | 48”(1219mm) | ZBRA-4848-A GHN T | $ 1271.53 | $ 1310.59 |
| | 54”(1372mm) | ZBRA-4854-A GHN T | 1304.11 | 1343.17 |
| | 60”(1524mm) | ZBRA-4860-A GHN T | 1336.69 | 1375.75 |
| | 66”(1676mm) | ZBRA-4866-A GHN T | 1369.27 | 1408.33 |
| | 72”(1829mm) | ZBRA-4872-A GHN T | 1401.85 | 1440.91 |
| 60”(1524mm) | 48”(1219mm) | ZBRA-6048-A GHN T | $1304.08 | $1343.14 |
| | 54”(1372mm) | ZBRA-6054-A GHN T | 1336.66 | 1375.72 |
| | 60”(1524mm) | ZBRA-6060-A GHN T | 1369.24 | 1408.30 |
| | 66”(1676mm) | ZBRA-6066-A GHN T | 1401.82 | 1440.88 |
| | 72”(1829mm) | ZBRA-6072-A GHN T | 1434.40 | 1473.46 |

# 120° Single Sided Starter Kits

## 120° Single Sided Starter Kit

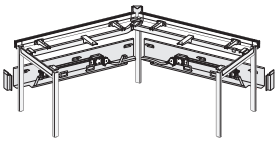

ZBCZ-2442-SIGH

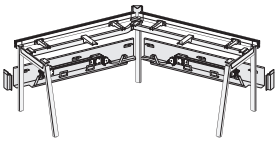

ZBCZ-2442-SAGH

Class IN

### Features

- Includes two fixed-height steel leg assemblies, two support beams, one center post leg, two rails, worksurface support brackets, integrated below surface utility tray and 120° single corner cap.
- Available with or without the following:
  –Power Distribution Assemblies (2) and Flex Connector (1).
- Fixed height legs are 28"(711mm) to bottom of worksurface with glides fully recessed.
- Glides provide 0.5"(13mm) leveling adjustment.
- Leg accent plate is located in the top center section of each leg assembly and allows for a user-specified accent color for aesthetic purposes.
- Field assembled.

### Specification Tips

- May be used as a stand alone desk.
- Requires Single Sided Add-On Kit(s) for an in-line single sided benching application. Leg from the 120° Single Sided Starter Kit is repositioned to the end-of-run.
- Not for use in a return benching position.
- For use with Intuity 120° worksurface; specified separately.
- Access Hatch not available on 120° kits.
- Angled legs required for knife edge worksurface option.
- Rail features an inset channel for use with Intuity Screens, Belong Plus Screens or Active Components Center Screens.
- 120° Single Sided Kit is always standard with utility tray in a powered or non-powered application.
- 3-circuit, 4-circuit or hardwire power options are standard with below worksurface power access location.
- In 3- and 4-circuit power applications the Power Distribution Assembly (PDA) will accept a maximum of four separately specified triplex receptacles.
- Hardwire power option (-C) includes four junction boxes; conduit is field supplied.
- Separately specify electrical components for in and out power path.
- Do not mix 3-circuit with 4-circuit components. Do not mix 2+2 and 3+1 components. Components have unique polarity key and color coding (3-circuit=black, 2+2=blue and 3+1=green).

### To Order, Specify:

1) Product number, including:

❶ **Leg Type:**

- **I** Straight Leg
- **A** Angled Leg

❷ **Power Type:**

- **N** Non-Powered
- **3** 3-Circuit, see chart for upcharge
- **2** 4-Circuit 2+2, see chart for upcharge
- **4** 4-Circuit, 3+1, see chart for upcharge
- **C** Hardwire, see chart for upcharge

2) Leg color*.
3) Accent plate color*.
4) Universal rail/utility tray/120° single corner cap color*.

***Note:** Upcharge for mixed grade trim surfaces; refer to the electronic design and specification tools for pricing.

❷ **Power Type**

| Width | 3-Circuit | 4-Circuit, 2+2 | 4-Circuit, 3+1 | Hardwire |
|---|---|---|---|---|
| 42" | $223.83 | $223.83 | $223.83 | $538.42 |
| 48" | 240.12 | 240.12 | 240.12 | 567.72 |
| 54" | 256.41 | 256.41 | 256.41 | 597.02 |

| Depth | Width | Number ❶ ❷ | Trim A | Trim B |
|---|---|---|---|---|
| 24"(610mm) | 42"(1067mm) | ZBCZ-2442-S GHP TC | $3572.16 | $3599.84 |
| | 48"(1219mm) | ZBCZ-2448-S GHP TC | 3698.01 | 3725.69 |
| | 54"(1372mm) | ZBCZ-2454-S GHP TC | 3823.86 | 3851.54 |
| 30"(762mm) | 42"(1067mm) | ZBCZ-3042-S GHP TC | $3947.88 | $3975.56 |
| | 48"(1219mm) | ZBCZ-3048-S GHP TC | 4073.73 | 4101.41 |
| | 54"(1372mm) | ZBCZ-3054-S GHP TC | 4199.58 | 4227.26 |

# 120° Double Sided Three Pack Starter Kit

## 120° Double Sided Three Pack Starter Kit

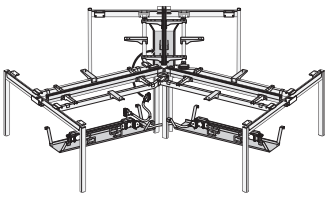

ZBCZ-4842-SIGH

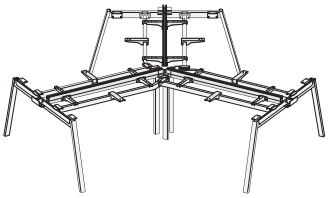

ZBCZ-4842-SAGH
Class IN

### Features

- Includes three fixed-height steel leg assemblies, three center post legs, six support beams, three rails, worksurface support brackets and 120° three-way cap.
- Available with or without the following:
  –Power Distribution Assemblies (3) and Flex Connectors (2).
  –Below-surface utility tray; standard in charcoal. Powered application always includes utility tray. Optional for non-powered application only.
- Fixed height legs are 28"(711mm) to bottom of worksurface with glides fully recessed.
- Glides provide 0.5"(13mm) leveling adjustment.
- Leg accent plate is located in the top center section of each leg assembly and allows for a user-specified accent color for aesthetic purposes.
- Field assembled.

### Specification Tips

- **For 120° applications.**
  May be used in the following applications:
  –Stand alone desk
  –With Double Sided Add-On Kit
  –With Double Sided 120° add-on kit
- Requires three separately specified 120° Intuity worksurfaces:
  –48"(1219mm)D kit require 24"(610mm)D worksurfaces
  –60"(1524mm)D kit require 30"(762mm)D worksurfaces
- Access Hatch not available on 120° kits.
- Angled legs are required for Knife Edge worksurface option.
- Rail features an inset channel for use with Intuity Screens, Belong Plus Screens and Active Components Center Screens.
- Below worksurface utility tray is optional for a non-powered application but recommended if below worksurface cable management is needed.
- Below worksurface utility tray is standard for 3-circuit, 4-circuit and hardwire options.
- 3- and 4-circuit or hardwire power options are standard with below worksurface power access location.
- In 3- and 4-circuit power applications the Power Distribution Assemblies (PDA) will accept a maximum of twelve separately specified triplex receptacles.
- Hardwire power option (-C) includes six junction boxes; conduit is field supplied.
- Separately specify electrical components for in and out power path.
- Do not mix 3-circuit with 4-circuit components. Do not mix 2+2 and 3+1 components. Components have unique polarity key and color coding (3-circuit=black, 2+2=blue and 3+1=green).

### To Order, Specify:

1) Product number, including:

❶ **Leg Type:**
- **I** Straight Leg
- **A** Angled Leg

❷ **Power Type:**
- **N** Non-Powered
- **3** 3-Circuit, see chart for upcharge
- **2** 4-Circuit 2+2, see chart for upcharge
- **4** 4-Circuit, 3+1, see chart for upcharge
- **C** Hardwire, see chart for upcharge

2) Leg color*.
3) Accent plate color*.
4) Universal rail/utility tray/120° three-way cap color*.

***Note:** Upcharge for mixed grade trim surfaces; refer to the electronic design and specification tools for pricing.

❷ **Power Type**

| Width | 3-Circuit | 4-Circuit, 2+2 | 4-Circuit, 3+1 | Hardwire |
|---|---|---|---|---|
| 42" | $ 717.92 | $ 717.92 | $ 717.92 | $1480.02 |
| 48" | 734.21 | 734.21 | 734.21 | 1509.32 |
| 54" | 750.50 | 750.50 | 750.50 | 1538.62 |

| Depth | Width | Number ❶ ❷ | Trim A | Trim B |
|---|---|---|---|---|
| **No Utility Tray – Non-Powered** | | | | |
| 48"(1219mm) | 42"(1067mm) | ZBCZ-4842-S GHPNNC | $4604.23 | $ 4631.91 |
| | 48"(1219mm) | ZBCZ-4848-S GHPNNC | 4713.79 | 4741.47 |
| | 54"(1372mm) | ZBCZ-4854-S GHPNNC | 4823.35 | 4851.03 |
| 60"(1524mm) | 42"(1067mm) | ZBCZ-6042-S GHPNNC | $ 5355.67 | $ 5383.35 |
| | 48"(1219mm) | ZBCZ-6048-S GHPNNC | 5465.23 | 5492.91 |
| | 54"(1372mm) | ZBCZ-6054-S GHPNNC | 5574.79 | 5602.47 |
| **Utility Tray** | | | | |
| 48"(1219mm) | 42"(1067mm) | ZBCZ-4842-S GHP TC | $4949.22 | $ 4976.90 |
| | 48"(1219mm) | ZBCZ-4848-S GHP TC | 5107.61 | 5135.29 |
| | 54"(1372mm) | ZBCZ-4854-S GHP TC | 5266.00 | 5293.68 |
| 60"(1524mm) | 42"(1067mm) | ZBCZ-6042-S GHP TC | $ 5700.66 | $ 5728.34 |
| | 48"(1219mm) | ZBCZ-6048-S GHP TC | 5859.05 | 5886.73 |
| | 54"(1372mm) | ZBCZ-6054-S GHP TC | 6017.44 | 6045.12 |

# 120° Double Sided Three Pack Add-on Kit

## 120° Double Sided Three Pack Add-on Kit

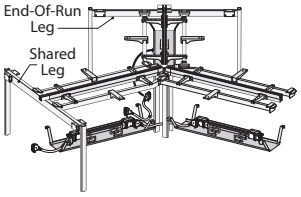


ZBCZ-4842-AWGH

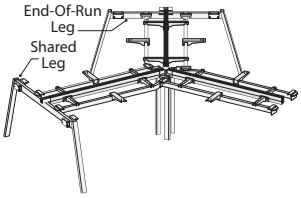


ZBCZ-4842-AYGH

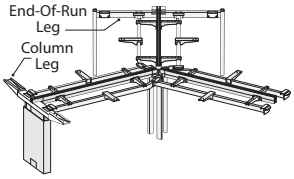


ZBCZ-4842-AXGH

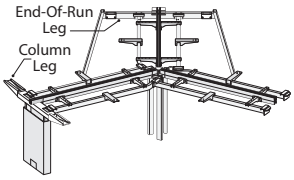


ZBCZ-4842-AZGH

Class IN

### Features

- Includes one fixed-height steel leg kit, three center post legs, six support beams, three rails, worksurface support brackets and 120° three way cap.
- Fixed height leg kit includes legs for one shared condition and one end-of-run condition.
- Available with or without the following:
  –Power Distribution Assemblies (3) and Flex Connectors (3).
  –Below-surface utility tray; standard in charcoal. Powered application always includes utility tray. Optional for non-powered application only.
- Fixed height legs are 28"(711mm) to bottom of worksurface with glides fully recessed.
- Glides provide 0.5"(13mm) leveling adjustment.
- Column leg option provides an enclosed cavity and removable cover for routing power up from the floor. Column leg is 13"(330mm)D x 3"(76mm)W on the inside and 15.75"(400mm)D x 3.15"(80mm)W on the outside.
- A power jumper is included to connect to adjacent power distribution assembly.
- Field assembled.

### Specification Tips

- **For 120° applications.**
  –Not for stand alone applications
  –Must be used with additional kits.
- Requires Double Sided Starter Kit for benching application. Leg from Double Sided Starter Kit is repositioned to end-of-run.
- Requires three separately specified 120° Intuity worksurfaces:
  –48"(1219mm)D kit require 24"(610mm)D worksurfaces
  –60"(1524mm)D kit require 30"(762mm)D worksurfaces
- Access Hatch not available on 120° kits.
- Angled legs are required for Knife Edge worksurface option.
- Column leg provides intermediate shared support, additional knee clearance, and power and cable management.
- Rail features an inset channel for use with Intuity Screens, Belong Plus Screens and Active Components Center Screens.
- Below worksurface utility tray is optional for a non-powered application but recommended if below worksurface cable management is needed.
- Below worksurface utility tray is standard for 3-circuit, 4-circuit and hardwire options.
- 3-circuit, 4-circuit or hardwire power options are standard with below worksurface power access location.
- In 3- and 4-circuit power applications the Power Distribution Assemblies (PDA) will accept a maximum of twelve separately specified triplex receptacles; two per each side of the 120° Double Sided Starter Kit.
- Hardwire power option (-C) includes six junction boxes; conduit is field supplied.
- Separately specify electrical components for in and out power path.
- Do not mix 3-circuit with 4-circuit components. Do not mix 2+2 and 3+1 components. Components have unique polarity key and color coding (3-circuit=black, 2+2=blue and 3+1=green).

### To Order, Specify:

1) Product number, including:

❶ **Leg Kit:**

- **W** Shared Straight Leg and Straight Leg
- **Y** Shared Angled Leg and Angled Leg
- **X** Column Leg and Straight Leg (add **$325.57** list)
- **Z** Column Leg and Angled Leg (add **$325.57** list)

❷ **Power Type:**

- **N** Non-Powered
- **3** 3-Circuit, see chart for upcharge
- **2** 4-Circuit 2+2, see chart for upcharge
- **4** 4-Circuit, 3+1, see chart for upcharge
- **C** Hardwire, see chart for upcharge

2) Leg color*.
3) Accent plate color*.
4) Universal rail/utility tray/120° three-way cap color*.

***Note:** Upcharge for mixed grade trim surfaces; refer to the electronic design and specification tools for pricing.

❷ **Power Type**

| Width | 3-Circuit | 4-Circuit, 2+2 | 4-Circuit, 3+1 | Hardwire |
|---|---|---|---|---|
| 42" | $ 717.92 | $ 717.92 | $ 717.92 | $1480.02 |
| 48" | 734.21 | 734.21 | 734.21 | 1509.32 |
| 54" | 750.50 | 750.50 | 750.50 | 1538.62 |

| Depth | Width | Number ❶ ❷ | Trim A | Trim B |
|---|---|---|---|---|
| **No Utility Tray – Non-Powered** | | | | |
| 48"(1219mm) | 42"(1067mm) | ZBCZ-4842-A GHPNNC | $ 4212.28 | $4239.96 |
| | 48"(1219mm) | ZBCZ-4848-A GHPNNC | 4321.84 | 4349.52 |
| | 54"(1372mm) | ZBCZ-4854-A GHPNNC | 4431.40 | 4459.08 |
| 60"(1524mm) | 42"(1067mm) | ZBCZ-6042-A GHPNNC | $4963.72 | $ 4991.40 |
| | 48"(1219mm) | ZBCZ-6048-A GHPNNC | 5073.28 | 5100.96 |
| | 54"(1372mm) | ZBCZ-6054-A GHPNNC | 5182.84 | 5210.52 |
| **Utility Tray** | | | | |
| 48"(1219mm) | 42"(1067mm) | ZBCZ-4842-A GHP TC | $ 4557.27 | $4584.95 |
| | 48"(1219mm) | ZBCZ-4848-A GHP TC | 4715.66 | 4743.34 |
| | 54"(1372mm) | ZBCZ-4854-A GHP TC | 4874.05 | 4901.73 |
| 60"(1524mm) | 42"(1067mm) | ZBCZ-6042-A GHP TC | $5308.71 | $5336.39 |
| | 48"(1219mm) | ZBCZ-6048-A GHP TC | 5467.10 | 5494.78 |
| | 54"(1372mm) | ZBCZ-6054-A GHP TC | 5625.49 | 5653.17 |

# Leg Kits

## Bench End Leg Kit

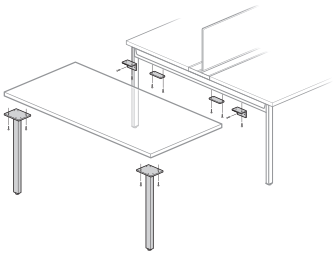

ZBE2-0000-PNFG

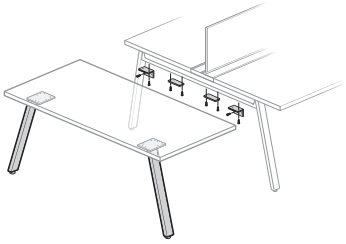

ZBA2-0000-PNFG
Class IN

### Features

- Includes two fixed-height steel legs, brackets, and attachment hardware.
- Legs are 28”(711mm) to bottom of worksurface with glides fully recessed.
- Glides provide 0.5”(13mm) leveling adjustment.
- Field assembled.

### Specification Tip

- Legs allow a bench end surface to be attached at the end of a double sided bench run.

### To Order, Specify:

1) Product number.
2) Trim color.

| Depth | Number | Trim A | Trim B |
|---|---|---|---|
| Straight Leg | ZBE2-0000-PNFG | $673.33 | $692.86 |
| Angled Leg | ZBA2-0000-PNFG | 673.33 | 692.86 |

## Return Leg Kit

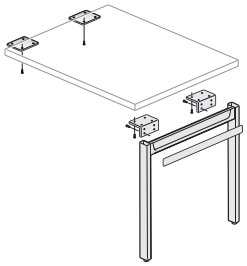

ZBI2-0030-HNFG

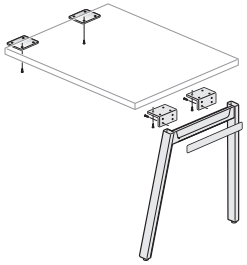

ZBA2-0024-HRFG
Class IN

### Features

- Includes one fixed-height leg assembly, brackets, and attachment hardware.
- Leg is 28”(711mm) to bottom of worksurface with glides fully recessed.
- Glides provide 0.5”(13mm) leveling adjustment.
- Field assembled.

### Specification Tips

- Allows a return worksurface to be attached to the front edge of a rectangular worksurface to create a return.
- Cannot be used in freestanding applications.

### To Order, Specify:

1) Product number.
2) Leg color*.
3) Accent plate color*.

***Note:** Upcharge for mixed grade trim surfaces; refer to the electronic design and specification tools for pricing.

| Depth | Orientation | Number | Trim A | Trim B |
|---|---|---|---|---|
| **Straight Leg** | | | | |
| 24”(610mm) | Non-Handed | ZBI2-0024-HNFG | $485.42 | $ 521.24 |
| 30”(762mm) | Non-Handed | ZBI2-0030-HNFG | 550.53 | 586.35 |
| **Angled Leg** | | | | |
| 24”(610mm) | Left-Hand | ZBA2-0024-HLFG | $485.42 | $ 521.24 |
| | Right-Hand | ZBA2-0024-HRFG | 485.42 | 521.24 |
| 30”(762mm) | Left-Hand | ZBA2-0030-HLFG | $550.53 | $586.35 |
| | Right-Hand | ZBA2-0030-HRFG | 550.53 | 586.35 |

# Worksurfaces

## Rectangular Worksurface — No Access Hatch

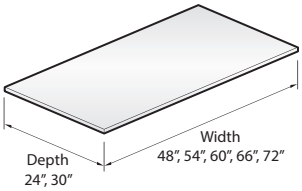


WBRA-SC
Class IN

### Features

- Includes 1.18"(30mm) thick high pressure laminate (HPL) or wood worksurface and attachment hardware.
- Available with edgeband or knife edge.
  - –Edgeband worksurface has 3mm edgeband on user edge, 1mm edgeband on sides and back.
  - –Knife edge worksurface has knife edge on user edge, 1mm edgeband on sides and back.

### Specification Tips

- For **in-line** benching applications only; not for return benching applications.
- For use with starter kit or add-on kit with no access hatches, option (-C).
- When attached to starter or add-on kit, worksurface has a 1"(25mm) gap between the back edge of the surface and the rail.
- In double sided applications, there is a total of 3.64"(92mm) between the back edges of the surfaces (includes depth of rail and gap between rail and worksurfaces).
- May not be supported by attached lower storage.
- Angled Legs are required for Knife Edge worksurface option.
- X Series 23"(584mm)D, box/file, mobile pedestal will not fully nest beneath a 24"(610mm)D, worksurface with a Utility Tray.
- Only for use with Active Components attached storage. See Active Components Price List.
- May be used with Belong Work Tools and Accessories, Adjustable Keyboard Pads and Monitor Arms.

### To Order, Specify:

1) Product number, including:

❶ **Top Option:**

- **L** HPL
- **W** Wood

❷ **Edge Option:**

HPL:

- **J** Edgeband
- **F** Knife

Wood:

- **K** Edgeband
- **U** Knife

2) HPL or Wood finish color.

3) Edge trim color (HPL only).

| | | | HPL Edgeband (J) | | | HPL Knife Edge (F) | | | Wood Edgeband (K) | | Wood Knife Edge (U) | |
|---|---|---|---|---|---|---|---|---|---|---|---|---|
| **Depth** | **Width** | **Number ❶❷** | **A** | **B** | **E** | **A** | **B** | **E** | **A** | **B** | **A** | **B** |
| 24"(610mm) | 48"(1219mm) | WBRA-2448-  SC | $ 277.55 | $296.90 | $356.07 | $444.15 | $463.50 | $522.67 | $ 812.38 | $ 915.87 | $ 1017.43 | $ 1148.56 |
| | 54"(1372mm) | WBRA-2454-  SC | 302.09 | 323.30 | 394.77 | 477.15 | 498.36 | 569.83 | 861.34 | 973.47 | 1076.71 | 1206.16 |
| | 60"(1524mm) | WBRA-2460-  SC | 326.63 | 349.70 | 433.47 | 510.15 | 533.22 | 616.99 | 910.30 | 1031.07 | 1135.99 | 1263.76 |
| | 66"(1676mm) | WBRA-2466-  SC | 351.17 | 376.10 | 472.17 | 543.15 | 568.08 | 664.15 | 959.26 | 1088.67 | 1195.27 | 1321.36 |
| | 72"(1829mm) | WBRA-2472-  SC | 375.71 | 402.50 | 510.87 | 576.15 | 602.94 | 711.31 | 1008.22 | 1146.27 | 1254.55 | 1378.96 |
| 30"(762mm) | 48"(1219mm) | WBRA-3048-  SC | $330.65 | $354.32 | $439.83 | $497.25 | $520.92 | $606.43 | $ 918.64 | $1040.91 | $ 1123.69 | $ 1273.60 |
| | 54"(1372mm) | WBRA-3054-  SC | 355.19 | 380.72 | 478.53 | 530.25 | 555.78 | 653.59 | 967.60 | 1098.51 | 1182.97 | 1331.20 |
| | 60"(1524mm) | WBRA-3060-  SC | 379.73 | 407.12 | 517.23 | 563.25 | 590.64 | 700.75 | 1016.56 | 1156.11 | 1242.25 | 1388.80 |
| | 66"(1676mm) | WBRA-3066-  SC | 404.27 | 433.52 | 555.93 | 596.25 | 625.50 | 747.91 | 1065.52 | 1213.71 | 1301.53 | 1446.40 |
| | 72"(1829mm) | WBRA-3072-  SC | 428.81 | 459.92 | 594.63 | 629.25 | 660.36 | 795.07 | 1114.48 | 1271.31 | 1360.81 | 1504.00 |

# Worksurfaces

## Rectangular Worksurface – For Use with Access Hatches

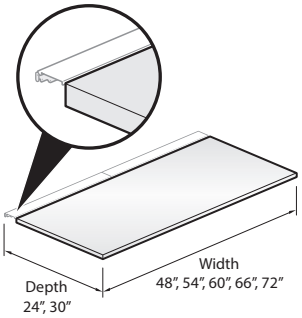


WBRA-SS
Class IN

### Features

- Includes 1.18"(30mm) thick high pressure laminate (HPL) or wood worksurface and attachment hardware.
- Available with edgeband or knife edge.
  - –Edgeband worksurface has 3mm edgeband on user edge, 1mm edgeband on sides and back.
  - –Knife edge worksurface has knife edge on user edge, 1mm edgeband on sides and back.
- For use on Starter Kits and Add-On Kits specified with access hatches.

### Specification Tips

- For **in-line** benching applications only; not for return benching applications.
- For use with Starter Kit or Add-On Kit with access hatches, option (-S).
- Access hatches at the back of the worksurface are factory-installed with Starter Kit or Add-On Kit.
- 24"(610mm)D worksurface provides 20"(508mm) of depth from the front edge to the access hatches.
- 30"(762mm)D worksurface provides 26"(660mm) of depth from the front edge to the access hatches.
- Gap between back edge of worksurface and access hatches is 1"(25mm).
- May not be supported by attached lower storage.
- Angled Legs are required for Knife Edge worksurface option.
- X series 23"(584mm)D, box/file, mobile pedestal will not fully nest beneath a 24"(610mm)D worksurface with a Utility Tray.
- Only for use with Active Components attached storage. See Active Components Price List.
- May be used with most Belong Work Tools and Accessories, Adjustable Keyboard Pads and Monitor Arms (with special clamp); refer to the appropriate price list pages for details.

### To Order, Specify:

1) Product number, including:

❶ **Top Option:**

- **L** HPL
- **W** Wood

❷ **Edge Option:**

HPL:

- **J** Edgeband
- **F** Knife

Wood:

- **K** Edgeband
- **U** Knife

2) HPL or Wood finish color.

3) Edge trim color (HPL only).

| Actual Depth | Nominal Depth | Width | Number ❶❷ | HPL Edgeband (J) A | HPL Edgeband (J) B | HPL Edgeband (J) E | HPL Knife Edge (F) A | HPL Knife Edge (F) B | HPL Knife Edge (F) E | Wood Edgeband (K) A | Wood Edgeband (K) B | Wood Knife Edge (U) A | Wood Knife Edge (U) B |
|---|---|---|---|---|---|---|---|---|---|---|---|---|---|
| 20"(508mm) | 24"(610mm) | 48"(1219mm) | WBRA-2448- ▢ ▢ SS | $ 277.55 | $296.90 | $356.07 | $444.15 | $463.50 | $522.67 | $812.38 | $915.87 | $1017.43 | $1148.56 |
| | | 54"(1372mm) | WBRA-2454- ▢ ▢ SS | 302.09 | 323.30 | 394.77 | 477.15 | 498.36 | 569.83 | 861.34 | 973.47 | 1076.71 | 1206.16 |
| | | 60"(1524mm) | WBRA-2460- ▢ ▢ SS | 326.63 | 349.70 | 433.47 | 510.15 | 533.22 | 616.99 | 910.30 | 1031.07 | 1135.99 | 1263.76 |
| | | 66"(1676mm) | WBRA-2466- ▢ ▢ SS | 351.17 | 376.10 | 472.17 | 543.15 | 568.08 | 664.15 | 959.26 | 1088.67 | 1195.27 | 1321.36 |
| | | 72"(1829mm) | WBRA-2472- ▢ ▢ SS | 375.71 | 402.50 | 510.87 | 576.15 | 602.94 | 711.31 | 1008.22 | 1146.27 | 1254.55 | 1378.96 |
| 26"(660mm) | 30"(762mm) | 48"(1219mm) | WBRA-3048- ▢ ▢ SS | $330.65 | $354.32 | $439.83 | $497.25 | $520.92 | $606.43 | $918.64 | $1040.91 | $1123.69 | $1273.60 |
| | | 54"(1372mm) | WBRA-3054- ▢ ▢ SS | 355.19 | 380.72 | 478.53 | 530.25 | 555.78 | 653.59 | 967.60 | 1098.51 | 1182.97 | 1331.20 |
| | | 60"(1524mm) | WBRA-3060- ▢ ▢ SS | 379.73 | 407.12 | 517.23 | 563.25 | 590.64 | 700.75 | 1016.56 | 1156.11 | 1242.25 | 1388.80 |
| | | 66"(1676mm) | WBRA-3066- ▢ ▢ SS | 404.27 | 433.52 | 555.93 | 596.25 | 625.50 | 747.91 | 1065.52 | 1213.71 | 1301.53 | 1446.40 |
| | | 72"(1829mm) | WBRA-3072- ▢ ▢ SS | 428.81 | 459.92 | 594.63 | 629.25 | 660.36 | 795.07 | 1114.48 | 1271.31 | 1360.81 | 1504.00 |

# Worksurfaces

## Rectangular Bench End Worksurface

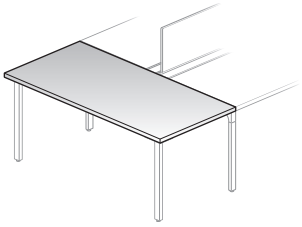

WBDA-SC
Class IN

### Features

- Includes 1.18"(30mm) thick high pressure laminate (HPL) or wood worksurface.
- Available with edgeband or knife edge.
  - –Edgeband worksurface has 3mm edgeband on user edge and sides, 1mm edgeband on back.
  - –Knife edge worksurface has knife edge on user edge and sides, 1mm edgeband on back.
- Attaches at the end of a double-sided bench using bench end legs, specified separately.

### Specification Tips

- 51"(1295mm)D worksurface attaches to 48"(1219mm)D double sided bench.
- 63"(1600mm)D worksurface attaches to 60"(1524mm)D double sided bench.
- Worksurface is not available with access hatches and is non-powered.
- Worksurface is not available with a rail and does not accept an Intuity screen.

### To Order, Specify:

1) Product number, including:

❶ **Top Option:**
- **L** HPL
- **W** Wood

❷ **Edge Option:**

HPL:
- **J** Edgeband
- **F** Knife

Wood:
- **K** Edgeband
- **U** Knife

2) HPL or Wood finish color.
3) Edge trim color (HPL only).

| | | | HPL Edgeband (J) | | HPL Knife Edge (F) | | Wood Edgeband (K) | | Wood Knife Edge (U) | |
|---|---|---|---|---|---|---|---|---|---|---|
| **Depth** | **Width** | **Number ❶❷** | **A** | **B** | **A** | **B** | **A** | **B** | **A** | **B** |
| 51"(1295mm) | 24"(610mm) | WBDA-5124-  SC | $298.25 | $ 317.60 | $464.85 | $484.20 | $ 833.08 | $ 936.57 | $1038.13 | $ 1169.26 |
| | 30"(762mm) | WBDA-5130-  SC | 322.79 | 344.00 | 489.39 | 510.60 | 882.04 | 994.17 | 1087.09 | 1226.86 |
| 63"(1600mm) | 24"(610mm) | WBDA-6324-  SC | $366.89 | $392.36 | $533.49 | $558.96 | $1045.60 | $ 1186.65 | $1250.65 | $ 1419.34 |
| | 30"(762mm) | WBDA-6330-  SC | 391.43 | 418.76 | 558.03 | 585.36 | 1094.56 | 1244.25 | 1299.61 | 1476.94 |

## Rectangular Return Worksurface

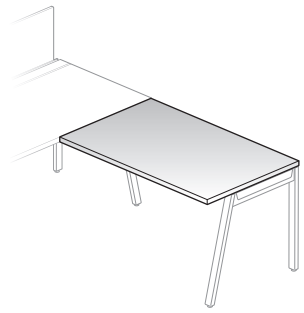

WBRB-SC
Class IN

### Features

- Includes 1.18"(30mm) thick high pressure laminate (HPL) or wood rectangular worksurface.
- Available with edgeband or knife edge.
  - –Edgeband worksurface has 3mm edgeband on user edge, 1mm edgeband on sides and back.
  - –Knife edge worksurface has knife edge on user edge, 1mm edgeband on sides and back.
- Attaches along the front of a benching surface using return leg kit, specified separately.

### Specification Tips

- Worksurface is not available with access hatches and is non-powered.
- Worksurface is not available with a rail and does not accept an Intuity screen.
- Specify surface depth to match return leg depth.
- Knife edge return has square edges on sides; when used with a knife edge benching surface, edge profile of return will not match front edge of benching surface. To avoid a gap in edge profiles, specify benching surface with edgeband.

### To Order, Specify:

1) Product number, including:

❶ **Top Option:**
- **L** HPL
- **W** Wood

❷ **Edge Option:**

HPL:
- **J** Edgeband
- **F** Knife

Wood:
- **K** Edgeband
- **U** Knife

2) HPL or Wood finish color.
3) Edge trim color (HPL only).

| | | | HPL Edgeband (J) | | HPL Knife Edge (F) | | Wood Edgeband (K) | | Wood Knife Edge (U) | |
|---|---|---|---|---|---|---|---|---|---|---|
| **Depth** | **Width** | **Number ❶❷** | **A** | **B** | **A** | **B** | **A** | **B** | **A** | **B** |
| 24"(610mm) | 48"(1219mm) | WBRB-2448-  SC | $ 213.96 | $384.80 | $ 417.31 | $588.15 | $465.89 | $ 514.22 | $670.94 | $ 719.27 |
| | 54"(1372mm) | WBRB-2454-  SC | 236.38 | 409.01 | 443.18 | 615.81 | 490.02 | 542.68 | 707.15 | 759.81 |
| | 60"(1524mm) | WBRB-2460-  SC | 258.80 | 433.22 | 469.05 | 643.47 | 514.15 | 571.14 | 743.36 | 800.35 |
| 30"(762mm) | 48"(1219mm) | WBRB-3048-  SC | $243.28 | $ 416.46 | $446.63 | $ 619.81 | $ 547.01 | $609.76 | $752.06 | $ 814.81 |
| | 54"(1372mm) | WBRB-3054-  SC | 265.70 | 440.67 | 472.50 | 647.47 | 571.14 | 638.22 | 788.27 | 855.35 |
| | 60"(1524mm) | WBRB-3060-  SC | 288.12 | 464.88 | 498.37 | 675.13 | 595.27 | 666.68 | 824.48 | 895.89 |

# Worksurfaces

## Corner, 120° Wrap-Around

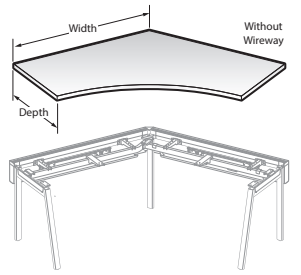


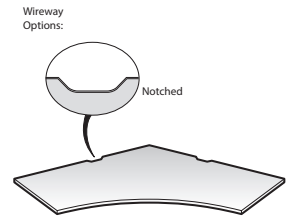


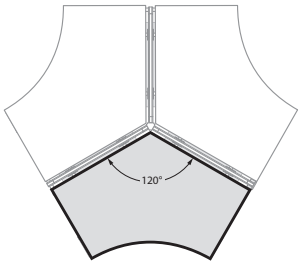


WBCZ-S
Class IN

### Features

- Includes 1.18"(30mm) thick high pressure laminate (HPL) or wood worksurface and tie plate.
- Available with edgeband or knife edge.
- Edgeband worksurface has 3mm edgeband on the user edge, 1mm edgeband on sides and back.
- Knife edge worksurface has knife edge on user edge, 1mm edgeband and on sides and back.
- Optional wireway along back edges of worksurface is color-matched to solid side/back edge trim. When wood veneer, wood grain or patterned HPL is specified, wireway will be charcoal. Refer to Specification Guide for wireway details.
- Depths and widths shown in nominal dimensions.

### Specification Tips

- For 120° single or three-pack applications; not for return benching applications.
- When attached to a starter or add-on kit, worksurface has a 1"(25mm) gap between the back edges of the surface and the rail.
- In double sided applications, there is a total of 3.64"(92mm) between the back edges of the surfaces (includes depth of rail and gap between rail and worksurfaces).
- May not be supported by attached lower storage.
- Angled legs are required for Knife Edge worksurface option.
- X Series 23"(584mm)D, box/file, mobile pedestal will not fully nest beneath a 24"(610mm)D worksurface with Utility Tray.
- Only for use with Active Components attached storage. See Active Components Price List.
- May be used with Belong Work Tools, Accessories, Adjustable Keyboard Pads and Monitor Arms.

### To Order, Specify:

1) Product number, including:

❶ **Top Option:**
- **L** HPL
- **W** Wood

❷ **Edge Option:**

HPL:
- **J** Edgeband
- **F** Knife

Wood:
- **K** Edgeband
- **U** Knife

❸ **Wireway Option:**
- **A** Notched
- **B** Without

2) HPL or Wood finish color.

3) Edge trim color (HPL only).

| Left/Right Depth | Width | Number ❶❷ ❸ | HPL Edgeband (J) A | HPL Edgeband (J) B | HPL Knife Edge (F) A | HPL Knife Edge (F) B | Wood Edgeband (K) A | Wood Edgeband (K) B | Wood Knife Edge (U) A | Wood Knife Edge (U) B |
|---|---|---|---|---|---|---|---|---|---|---|
| 24"(610mm) | 42"(1067mm) | WBCZ-4242- ☐☐S☐N44 | $ 717.74 | $ 731.83 | $1050.29 | $1064.38 | $ 1799.56 | $2060.65 | $2620.82 | $ 2881.91 |
| | 48"(1219mm) | WBCZ-4848- ☐☐S☐N44 | 794.90 | 812.38 | 1150.28 | 1167.76 | 1973.80 | 2265.82 | 2894.60 | 3186.62 |
| | 54"(1372mm) | WBCZ-5454- ☐☐S☐N44 | 972.06 | 992.93 | 1350.27 | 1371.14 | 2248.04 | 2570.99 | 3268.38 | 3591.33 |
| 30"(762mm) | 42"(1067mm) | WBCZ-4242- ☐☐S☐N55 | $738.48 | $754.23 | $1095.91 | $ 1111.66 | $1965.47 | $2256.10 | $2786.73 | $3077.36 |
| | 48"(1219mm) | WBCZ-4848- ☐☐S☐N55 | 815.64 | 834.78 | 1195.90 | 1215.04 | 2139.71 | 2461.27 | 3060.51 | 3382.07 |
| | 54"(1372mm) | WBCZ-5454- ☐☐S☐N55 | 992.80 | 1015.33 | 1395.89 | 1418.42 | N/A | N/A | N/A | N/A |

# Accessories

## Tie Plate

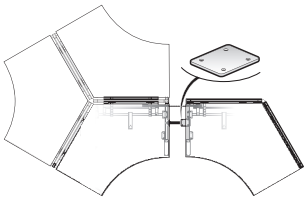

ZBBP-0000-PN
Class IN

### Features
- Includes painted tie plate and attachment hardware.
- Tie plate is used to connect a single sided kit to a double sided kit.
- Required for pass-through power.
- Standard in Black.

### To Order, Specify:
1) Product number.
(No finish specification required.)

| Number | Price |
|---|---|
| ZBBP-0000-PN | $28.62 |

## Double-Sided Utility Tray End Covers

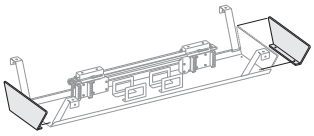

EUEC-0000
Class IN

### Features
- Includes two covers and hardware.
- For use on double sided kits.
- Standard in Black.

### To Order, Specify:
1) Product number.
(No finish specification required.)

| Number | Price |
|---|---|
| EUEC-0000 | $109.10 |

## 120° Infeed Cover

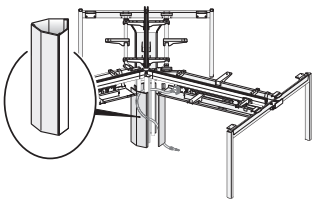

EBEC-0000-F
Class IN

### Features
- Includes 3-piece cover and attachment hardware.
- Optional cover is used to conceal infeed for electrical application and/or cover three center post legs.
- Only for use with Three Pack 120° workstations.

### To Order, Specify:
1) Product number.
2) Trim color.

| | Trim | |
|---|---|---|
| Number | A | B |
| EBEC-0000-F | $216.51 | $233.13 |

## Access Hatch Gap Filler

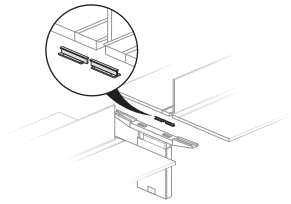

ZBRA-0000-D
Class IN

### Features
- Includes painted aluminum extrusion(s) and attachment hardware.
- Fits between a starter and add-on kit, or between two add-on kits, to fill the gap between the access hatches.
- Single sided includes one filler piece; double sided includes two filler pieces.
- Single sided filler piece and double side filler piece are specific to the application and cannot be interchanged.

### To Order, Specify:
1) Product number.
2) Trim color.

| | Trim | |
|---|---|---|
| Number | A | B |
| **Single Sided** | | |
| ZBRA-0000-S | $ 77.65 | $95.59 |
| **Double Sided** | | |
| ZBRA-0000-D | $107.86 | $125.80 |

# Electrical Components

## Infeed Harness

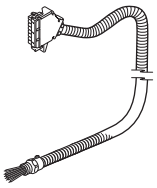

EUEH-0087-3
EUEH-0087-2
EUEH-0087-4

Class YA

### Features

- Includes electrical harness in galvanized metal conduit.
- Conduit for 3-Circuit includes eight 12-gauge wires for up to three 20 amp circuits of power.
- Conduit for 4-Circuit includes six 12-gauge and two 10-gauge wires for up to four 20 amp circuits of power.
- Can be used to route power from floor to power distribution assembly.
- For use with components equipped with power.
- Attaches at any receptacle site or right-hand jumper location.

### Specification Tips

- **Not for use with power sources other than 120 volt 60 hertz.**
- A vertical base feed cover is a separately specified option.
- Exposed split tubing may be field supplied separately to cover exposed galvanized metal conduit.
- Do not mix 3-circuit with 4-circuit components. Do not mix 2+2 and 3+1 components. Components have unique polarity key and color coding (3-circuit = black; 2+2 = blue; 3+1 = green).
- Application may require approval of local authority having jurisdiction (AHJ); ensure compliance before placing orders and installation.

### To Order, Specify:

1) Product number.
   (No finish specification required.)

| Description | Feed Length | Number | Price |
|---|---|---|---|
| **3-Circuit** | | | |
| | 87”(2210mm) | EUEH-0087-3 | $ 276.75 |
| | 180”(4572mm) | EUEH-00F0-3 | 427.66 |
| | 300”(7620mm) | EUEH-00W0-3 | 720.59 |
| **4-Circuit, 2+2** | | | |
| | 87”(2210mm) | EUEH-0087-2 | $303.70 |
| | 180”(4572mm) | EUEH-00F0-2 | 454.61 |
| | 300”(7620mm) | EUEH-00W0-2 | 747.54 |
| **4-Circuit, 3+1** | | | |
| | 87”(2210mm) | EUEH-0087-4 | $303.70 |
| | 180”(4572mm) | EUEH-00F0-4 | 454.61 |
| | 300”(7620mm) | EUEH-00W0-4 | 747.54 |

## Base Feed Module — Hardwire Connection

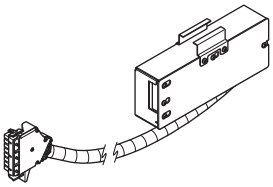

EUEB-0000-3HY
EUEB-0000-2HY
EUEB-0000-4HY

Class SP

### Features

- Includes one junction box with modular connector, flexible steel conduit and three 0.5”(13mm) knockouts.
- Conduit for 3-Circuit includes eight 12-gauge wires for up to three 20 amp circuits of power.
- Conduit for 4-Circuit includes six 12-gauge and two 10-gauge wires for up to four 20 amp circuits of power.
- For use with components equipped with power.
- Attaches at any receptacle site or right-hand jumper location.
- For floor, column or wall hardwire connections.
- Conforms to New York City electrical code.

### Specification Tips

- **Not for use with power sources other than 120 volt 60 hertz.**
- A vertical base feed cover is a separately specified option.
- For installation on components 42”(1067mm) or larger.
- Conduit and fittings for connection between building and junction box are supplied by local electricians.
- Do not mix 3-circuit with 4-circuit components. Do not mix 2+2 and 3+1 components. Components have unique polarity key and color coding (3-circuit = black; 2+2 = blue; 3+1 = green).
- Application may require approval of local authority having jurisdiction (AHJ); ensure compliance before placing orders and installation.

### To Order, Specify:

1) Product number.
   (No finish specification required.)

| Description | Number | Price |
|---|---|---|
| 3-Circuit | EUEB-0000-3HY | $452.14 |
| 4-Circuit, 2+2 | EUEB-0000-2HY | $452.14 |
| 4-Circuit, 3+1 | EUEB-0000-4HY | $452.14 |

# Electrical Components

## Single Circuit Base Feed – Receptacle Connection with Power Cord — *3-Circuit and 4-Circuit*

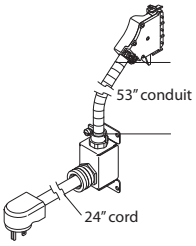


4TEB-20
Class TA

### Features
- Includes one base feed, 24"(610mm) cord, junction box, 53"(1346mm) flexible conduit and 20 amp plug (NEMA 5-20P).
- For use with product equipped with 3-circuit or 4-circuit power components.
- Requires a 20 amp, 125 volt building receptacle (NEMA 5-20R) for plug-in (not included).
- Provides power to circuit #1 only.
- Attaches at any flex/jumper locations on a Power Distribution Assembly (PDA).
- Standard in charcoal trim color only.

### Specification Tips
- **Not for use with isolated ground receptacles.**
- **Not for use with power sources other than 120 volt 60 hertz.**
- **Not for use in Canada due to electrical code restrictions.**
- Junction box must be secured to furniture or architectural support.
- Do not mix 3-circuit with 4-circuit components. Do not mix 2+2 and 3+1 components. Components have unique polarity key and color coding (3-circuit=black, 2+2=blue and 3+1=green).
- Application may require approval of local authority having jurisdiction (AHJ); ensure compliance before placing orders and installation.

### To Order, Specify:
1) Product number.
(No finish specification required.)

| Description | Feed Length | Number | Price |
|---|---|---|---|
| 3-Circuit | 24"(610mm) | 4TEB-20 | $440.92 |
| 4-Circuit, 2+2 | | 4TEB-20-2 | 440.92 |
| 4-Circuit, 3+1 | | 4TEB-20-4 | 440.92 |

## Single Circuit Base Feed – Receptacle Connection — *3-Circuit and 4-Circuit*

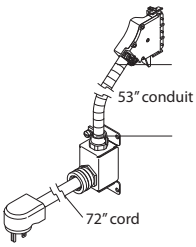


4TEB-15
Class TA

### Features
- Includes one base feed, 72"(1829mm) cord, junction box, 53"(1346mm) flexible conduit and 15 amp plug (NEMA 5-15P).
- For use with product equipped with 3-circuit or 4-circuit power components.
- Requires a 15 amp, 125 volt building receptacle (NEMA 5-15R) for plug-in (not included).
- Attaches at any flex/jumper locations on a Power Distribution Assembly (PDA).
- Provides power to circuit #1 only.
- Standard in charcoal trim color only.

### Specification Tips
- **Not for use in USA due to electrical code restrictions.**
- **Not for use with isolated ground receptacles.**
- Not for use with power sources other than 120 volt 60 hertz.
- Junction box must be secured to furniture or architectural support.
- Do not mix 3-circuit with 4-circuit components. Do not mix 2+2 and 3+1 components. Components have unique polarity key and color coding (3-circuit=black, 2+2=blue and 3+1=green).
- Application may require approval of local authority having jurisdiction (AHJ); ensure compliance before placing orders and installation.

### To Order, Specify:
1) Product number.
(No finish specification required.)

| Description | Feed Length | Number | Price |
|---|---|---|---|
| 3-Circuit | 72"(1829mm) **(Canada only)** | 4TEB-15 | $440.92 |
| 4-Circuit, 2+2 | | 4TEB-15-2 | 440.92 |
| 4-Circuit, 3+1 | | 4TEB-15-4 | 440.92 |

# Electrical Components

## Base Feed Module Hardwire Connection

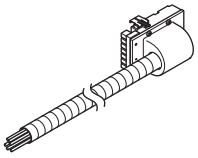

4TEB-1

Class TA

### Features

- Includes one base feed with 6'(1829mm) long, black 0.5"(13mm) flexible metal conduit with eight 12-gauge wires for up to three 20-amp circuits of power.
- For floor, column, or wall hardwire connections.
- Base feed module can be field modified to accommodate left or right conditions.
- Attaches to any of the receptacle sites.
- Standard in charcoal trim color only.

### Specification Tips

- **Not for use with power sources other than 120 volt 60 hertz.**
- Do not mix 3-circuit with 4-circuit components. Do not mix 2+2 and 3+1 components. Components have unique polarity key and color coding (3-circuit=black, 2+2=blue and 3+1=green).
- Application may require approval of local authority having jurisdiction (AHJ); ensure compliance before placing orders and installation.

### To Order, Specify:

1) Product number.
   (No finish specification required.)

| Number | Price |
|---|---|
| 4TEB-1 | $465.84 |

## Internal Power Base™ AI Base Feed

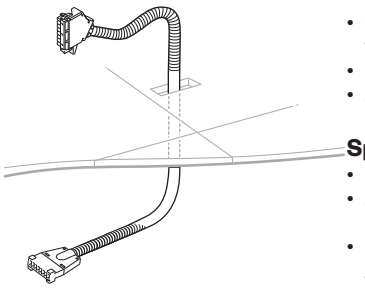

EUEJ-0064-3WF
EUEJ-0064-2WF
EUEJ-0064-4WF

Class SP

### Features

- Includes connector assembly which consists of one Power Base connector head, galvanized 0.5"(13mm) flexible metal conduit, one Power Base AI connector head and a two port splitter.
- Conduit for 3-Circuit includes eight 12-gauge wires for up to three 20 amp circuits of power.
- Conduit for 4-Circuit includes six 12-gauge and two 10-gauge wires for up to four 20 amp circuits of power.
- For use with components equipped with power.
- Attaches at any receptacle site or right-hand jumper location and to a Power Base AI underfloor power system.

### Specification Tips

- **Not for use with power sources other than 120 volt 60 hertz.**
- A vertical base feed cover is a separately specified option when used with Intuity.
- Exposed split tubing may be field supplied separately to cover exposed galvanized metal conduit.
- Excess length can be coiled under floor.
- Do not mix 3-circuit with 4-circuit components. Do not mix 2+2 and 3+1 components. Components have unique polarity key and color coding (3-circuit = black; 2+2 = blue; 3+1 = green).
- Application may require approval of local authority having jurisdiction (AHJ); ensure compliance before placing orders and installation.

### To Order, Specify:

1) Product number.
   (No finish specification required.)

| Description | Feed Length | Number | Price |
|---|---|---|---|
| **3-Circuit** | | | |
| | 64"(1626mm) | EUEJ-0064-3WF | $276.75 |
| | 144"(3658mm) | EUEJ-0144-3WF | 384.57 |
| | 300"(7620mm) | EUEJ-0300-3WF | 918.29 |
| **4-Circuit, 2+2** | | | |
| | 64"(1626mm) | EUEJ-0064-2WF | $303.70 |
| | 144"(3658mm) | EUEJ-0144-2WF | 411.52 |
| | 300"(7620mm) | EUEJ-0300-2WF | 945.24 |
| **4-Circuit, 3+1** | | | |
| | 64"(1626mm) | EUEJ-0064-4WF | $303.70 |
| | 144"(3658mm) | EUEJ-0144-4WF | 411.52 |
| | 300"(7620mm) | EUEJ-0300-4WF | 945.24 |

# Electrical Components

## Jumper

EUEJ-0024-3
EUEJ-0024-2
EUEJ-0024-4

Class YA

### Features
- Includes flexible metal power jumper with safety latches.
- For use with power components.
- Jumpers cannot be coupled together.
- Field installed.

### Specification Tips:
- **Jumpers are used to connect between Power Distribution Assemblies mounted in Utility Trays in an in-line benching application.**
- One 24”(610mm) jumper is included with Add-On Kit.
- For use with Intuity product reconfigurations.
- Do not mix 3-circuit with 4-circuit components. Do not mix 2+2 and 3+1 components. Components have unique polarity key and color coding (3-circuit = black; 2+2 = blue; 3+1 = green).
- Application may require approval of local authority having jurisdiction (AHJ); ensure compliance before placing orders and installation.

### To Order, Specify:
1) Product number.
(No finish specification required.)

| Description | Actual Length | Number | Price |
|---|---|---|---|
| 3-Circuit | 24”(610mm) | EUEJ-0024-3 | $166.35 |
| 4-Circuit, 2+2 | 24”(610mm) | EUEJ-0024-2 | $ 177.19 |
| 4-Circuit, 3+1 | 24”(610mm) | EUEJ-0024-4 | $ 177.19 |

## Utility Tray Power Retrofit Kit

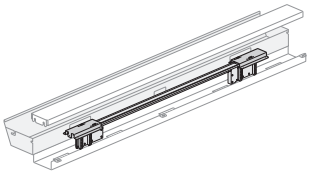

EUEK-3S
EUEK-2S
EUEK-4S

Class YA

### Features
- Includes Power Distribution Assembly (PDA).
- Field installed.

### Specification Tips:
- Used to convert non-powered Utility Tray to powered.
- **Separately Specify:**
  –Receptacles
  –Jumpers
  –Power Infeeds
  –Utility Tray End Covers
- When adding retrofit kit, order PDA mounting brackets, service part #2305-8603, separately.
- Do not mix 3-circuit with 4-circuit components. Do not mix 2+2 and 3+1 components. Components have unique polarity key and color coding (3-circuit = black; 2+2 = blue; 3+1 = green).

### To Order, Specify:
1) Product number.
(No finish specification required.)

| Description | Panel Width | PDA Length | Number | Price |
|---|---|---|---|---|
| **3-Circuit** | | | | |
| | 42”(1067mm) | 19”(483mm) | EUEK-0042-3S | $ 78.70 |
| | 48”(1219mm) | 25”(635mm) | EUEK-0048-3S | 88.12 |
| | 54”(1372mm) | 31”(787mm) | EUEK-0054-3S | 97.54 |
| | 60”(1524mm) | 37”(940mm) | EUEK-0060-3S | 106.96 |
| | 66”(1676mm) | 43”(1092mm) | EUEK-0066-3S | 116.38 |
| | 72”(1829mm) | 49”(1245mm) | EUEK-0072-3S | 125.80 |
| **4-Circuit, 2+2** | | | | |
| | 42”(1067mm) | 19”(483mm) | EUEK-0042-2S | $ 78.70 |
| | 48”(1219mm) | 25”(635mm) | EUEK-0048-2S | 88.12 |
| | 54”(1372mm) | 31”(787mm) | EUEK-0054-2S | 97.54 |
| | 60”(1524mm) | 37”(940mm) | EUEK-0060-2S | 106.96 |
| | 66”(1676mm) | 43”(1092mm) | EUEK-0066-2S | 116.38 |
| | 72”(1829mm) | 49”(1245mm) | EUEK-0072-2S | 125.80 |
| **4-Circuit, 3+1** | | | | |
| | 42”(1067mm) | 19”(483mm) | EUEK-0042-4S | $ 78.70 |
| | 48”(1219mm) | 25”(635mm) | EUEK-0048-4S | 88.12 |
| | 54”(1372mm) | 31”(787mm) | EUEK-0054-4S | 97.54 |
| | 60”(1524mm) | 37”(940mm) | EUEK-0060-4S | 106.96 |
| | 66”(1676mm) | 43”(1092mm) | EUEK-0066-4S | 116.38 |
| | 72”(1829mm) | 49”(1245mm) | EUEK-0072-4S | 125.80 |

# Electrical Components

## Top Feed

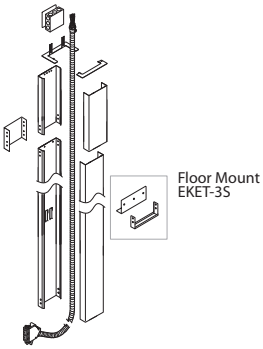


EKET-C000-3S
EKET-C000-2S
EKET-C000-4S

Class YA

### Features

- Includes one 180"(4572mm) electrical harness in metal conduit, electrical box, ceiling bezel plate, pole and hardware.
- Conduit for 3-Circuit includes eight 12-gauge wires for up to three 20 amp circuits of power.
- Conduit for 4-Circuit includes six 12-gauge and two 10-gauge wires for up to four 20 amp circuits of power.
- For connection to the electrical source located in space above a drop ceiling.
- Removable cover on poles provides access to pathway.
- Top feed pole dimensions: 2.5"(64mm) x 8"(203mm).
- Harness attaches at any receptacle site or right-hand jumper location.

### Specification Tips

- **Not for use with power sources other than 120 volt 60 hertz.**
- Electrical harness length is 180"(4572mm) regardless of pole length.
- Top Feed may interfere with Tool Rail or Screen applications.
- Floor mount Top Feed mounts to floor, attaches to desking worksurface at any side and ceiling.
- Floor attachment hardware is field supplied.
- Do not mix 3-circuit with 4-circuit components. Do not mix 2+2 and 3+1 components. Components have unique polarity key and color coding (3-circuit = black; 2+2 = blue; 3+1 = green).
- Application may require approval of local authority having jurisdiction (AHJ); ensure compliance before placing orders and installation.

### To Order, Specify:

1) Product number.
2) Trim color.

| Description | Ceiling Height | Pole Length | Number | Trim A | Trim B |
|---|---|---|---|---|---|
| **Floor Mount Height** | | | | | |
| 3-Circuit | 10'(3048mm) | 138"(3505mm) | EKET-C000-3S | $1344.09 | $1430.91 |
| | 12'(3658mm) | 150"(3810mm) | EKET-E400-3S | 1373.03 | 1474.33 |
| 4-Circuit, 2+2 | 10'(3048mm) | 138"(3505mm) | EKET-C000-2S | $1344.09 | $1430.91 |
| | 12'(3658mm) | 150"(3810mm) | EKET-E400-2S | 1373.03 | 1474.33 |
| 4-Circuit, 3+1 | 10'(3048mm) | 138"(3505mm) | EKET-C000-4S | $1344.09 | $1430.91 |
| | 12'(3658mm) | 150"(3810mm) | EKET-E400-4S | 1373.03 | 1474.33 |

# Electrical Components

## Triplex Receptacle – 15 Amp

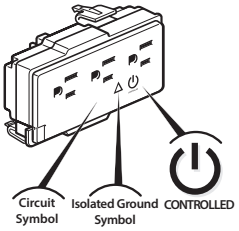


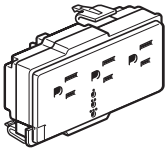


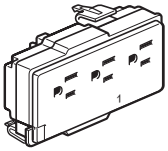


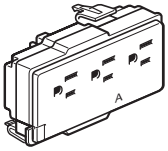


EUER-15
Class YA

### Features

- Includes box of six receptacles, each receptacle has three 15 Amp outlets (NEMA 5-15R configuration).
- For use with panels equipped with power components.
- Receptacles are ground type specific.

### Specification Tips

- Not for use with power sources other than 120 volt 60 hertz.
- For power access at any location within the panels with appropriate base raceway covers or technology pad.
- Isolated ground receptacle not for use with single circuit base feed module.
- Triplexes for 3-Circuit are field programmable.
- Triplexes for 4-Circuit have fixed circuit access and are not field programmable. Specify appropriate number of receptacles for each circuit.
- Do not mix 3-circuit with 4-circuit components. Do not mix 2+2 and 3+1 components. Components have unique polarity key and color coding (3-circuit=black, 2+2=blue and 3+1=green).
- **Controlled receptacles are marked with a permanent symbol and the word CONTROLLED to comply with various energy code requirements including ASHRAE 90.1 and California Building Code Title 24 part 6.**
- **Circuit assignment and receptacle placement should be coordinated with a local electrician. Local electrician is responsible for circuit loading and code compliance.**
- **Consult with local authority having jurisdiction (AHJ) for requirements regarding controlled receptacles before placing orders and installation.**

| Circuit Symbol | Circuit 1 | Circuit 2 | Circuit 3 | Circuit 4 |
|---|---|---|---|---|
| 3 Circuit | 0 | 00 | 000 | NA |
| 4 Circuit 2+2 | 1 | 2 | 3 | 4 |
| 4 Circuit 3+1 | A | B | C | D |

### To Order, Specify:

1) Product number.
2) Trim color.

| | |
|---|---|
| TR-R | Beige |
| TR-TY | Cement |
| TR-AK | Chalk |
| TR-K | Charcoal |
| TR-J | Graphite |
| TR-G | Gray Tone |
| TR-NG | Orange* Isolated ground only |
| TR-TW | Plaster |
| TR-AA | Putty |
| TR-E | Smoke |

| Description | Circuit Access | Receptacle Indicator | Ground Type | Receptacle without Controlled Symbol | Price | Receptacle with Controlled Symbol | Price |
|---|---|---|---|---|---|---|---|
| **3-Circuit** | | | | | | | |
| | Circuit 1-3 | N/A | Common | EUER-153P-GS0S | $ 177.24 | EUER-153P-GC0S | $ 181.68 |
| | Circuit 1-3 | N/A | Isolated | EUER-153P-IS0S | 188.08 | EUER-153P-IC0S | 192.79 |
| **4-Circuit, 2+2** | | | | | | | |
| | Circuit 1 | 1 | Common | EUER-1521-GS0S | $253.21 | EUER-1521-GC0S | $259.54 |
| | Circuit 2 | 2 | | EUER-1522-GS0S | 253.21 | EUER-1522-GC0S | 259.54 |
| | Circuit 3 | 3 | | EUER-1523-GS0S | 253.21 | EUER-1523-GC0S | 259.54 |
| | Circuit 4 | 4 | | EUER-1524-GS0S | 253.21 | EUER-1524-GC0S | 259.54 |
| | Circuit 1 | 1 | Isolated | EUER-1521-IS0S | $264.05 | EUER-1521-IC0S | $270.66 |
| | Circuit 2 | 2 | | EUER-1522-IS0S | 264.05 | EUER-1522-IC0S | 270.66 |
| | Circuit 3 | 3 | | EUER-1523-IS0S | 264.05 | EUER-1523-IC0S | 270.66 |
| | Circuit 4 | 4 | | EUER-1524-IS0S | 264.05 | EUER-1524-IC0S | 270.66 |
| **4-Circuit, 3+1** | | | | | | | |
| | Circuit 1 | A | Common | EUER-1541-GS0S | $253.21 | EUER-1541-GC0S | $259.54 |
| | Circuit 2 | B | | EUER-1542-GS0S | 253.21 | EUER-1542-GC0S | 259.54 |
| | Circuit 3 | C | | EUER-1543-GS0S | 253.21 | EUER-1543-GC0S | 259.54 |
| | Circuit 4 | D | | EUER-1544-GS0S | 253.21 | EUER-1544-GC0S | 259.54 |
| | Circuit 1 | A | Isolated | EUER-1541-IS0S | $264.05 | EUER-1541-IC0S | $270.66 |
| | Circuit 2 | B | | EUER-1542-IS0S | 264.05 | EUER-1542-IC0S | 270.66 |
| | Circuit 3 | C | | EUER-1543-IS0S | 264.05 | EUER-1543-IC0S | 270.66 |
| | Circuit 4 | D | | EUER-1544-IS0S | 264.05 | EUER-1544-IC0S | 270.66 |

# Electrical Components

## Triplex Receptacle – 20 Amp

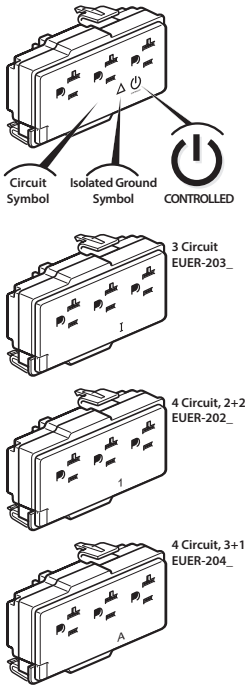


EUER-20
Class YA

### Features

- Includes box of six receptacles, each receptacle has three 20 Amp outlets (NEMA 5-20R configuration).
- For use with panels equipped with power components.
- **Receptacles are circuit and ground type specific.**

### Specification Tips

- Not for use with power sources other than 120 volt 60 hertz.
- Receptacles have fixed circuit access and are not field programmable. Specify appropriate number of receptacles for each circuit.
- For power access at any location within the panels with appropriate base raceway covers or technology pad.
- Isolated ground receptacle not for use with single circuit base feed module.
- Do not mix 3-circuit with 4-circuit components. Do not mix 2+2 and 3+1 components. Components have unique polarity key and color coding (3-circuit=black, 2+2=blue and 3+1=green).
- **Controlled receptacles are marked with a permanent symbol and the word CONTROLLED to comply with various energy code requirements including ASHRAE 90.1 and California Building Code Title 24 part 6.**
- **Circuit assignment and receptacle placement should be coordinated with a local electrician. Local electrician is responsible for circuit loading and code compliance.**
- **Consult with local authority having jurisdiction (AHJ) for requirements regarding controlled receptacles before placing orders and installation.**

| Circuit Symbol | Circuit 1 | Circuit 2 | Circuit 3 | Circuit 4 |
|---|---|---|---|---|
| 3 Circuit | I | II | III | NA |
| 4 Circuit 2+2 | 1 | 2 | 3 | 4 |
| 4 Circuit 3+1 | A | B | C | D |

### To Order, Specify:

1) Product number.
2) Trim color.

| | |
|---|---|
| TR-R | Beige |
| TR-TY | Cement |
| TR-AK | Chalk |
| TR-K | Charcoal |
| TR-J | Graphite |
| TR-G | Gray Tone |
| TR-NG | Orange* Isolated ground only |
| TR-TW | Plaster |
| TR-AA | Putty |
| TR-E | Smoke |

| Description | Circuit Access | Receptacle Indicator | Ground Type | Receptacle without Controlled Symbol | Price | Receptacle with Controlled Symbol | Price |
|---|---|---|---|---|---|---|---|
| **3-Circuit** | | | | | | | |
| | Circuit 1 | 1 | Common | EUER-2031-GS0S | $524.52 | EUER-2031-GC0S | $ 537.61 |
| | Circuit 2 | 2 | | EUER-2032-GS0S | 524.52 | EUER-2032-GC0S | 537.61 |
| | Circuit 3 | 3 | | EUER-2033-GS0S | 524.52 | EUER-2033-GC0S | 537.61 |
| | Circuit 1 | 1 | Isolated | EUER-2031-IS0S | $535.35 | EUER-2031-IC0S | $548.72 |
| | Circuit 2 | 2 | | EUER-2032-IS0S | 535.35 | EUER-2032-IC0S | 548.72 |
| | Circuit 3 | 3 | | EUER-2033-IS0S | 535.35 | EUER-2033-IC0S | 548.72 |
| **4-Circuit, 2+2** | | | | | | | |
| | Circuit 1 | 1 | Common | EUER-2021-GS0S | $524.52 | EUER-2021-GC0S | $ 537.61 |
| | Circuit 2 | 2 | | EUER-2022-GS0S | 524.52 | EUER-2022-GC0S | 537.61 |
| | Circuit 3 | 3 | | EUER-2023-GS0S | 524.52 | EUER-2023-GC0S | 537.61 |
| | Circuit 4 | 4 | | EUER-2024-GS0S | 524.52 | EUER-2024-GC0S | 537.61 |
| | Circuit 1 | 1 | Isolated | EUER-2021-IS0S | $535.35 | EUER-2021-IC0S | $548.72 |
| | Circuit 2 | 2 | | EUER-2022-IS0S | 535.35 | EUER-2022-IC0S | 548.72 |
| | Circuit 3 | 3 | | EUER-2023-IS0S | 535.35 | EUER-2023-IC0S | 548.72 |
| | Circuit 4 | 4 | | EUER-2024-IS0S | 535.35 | EUER-2024-IC0S | 548.72 |
| **4-Circuit, 3+1** | | | | | | | |
| | Circuit 1 | A | Common | EUER-2041-GS0S | $524.52 | EUER-2041-GC0S | $ 537.61 |
| | Circuit 2 | B | | EUER-2042-GS0S | 524.52 | EUER-2042-GC0S | 537.61 |
| | Circuit 3 | C | | EUER-2043-GS0S | 524.52 | EUER-2043-GC0S | 537.61 |
| | Circuit 4 | D | | EUER-2044-GS0S | 524.52 | EUER-2044-GC0S | 537.61 |
| | Circuit 1 | A | Isolated | EUER-2041-IS0S | $535.35 | EUER-2041-IC0S | $548.72 |
| | Circuit 2 | B | | EUER-2042-IS0S | 535.35 | EUER-2042-IC0S | 548.72 |
| | Circuit 3 | C | | EUER-2043-IS0S | 535.35 | EUER-2043-IC0S | 548.72 |
| | Circuit 4 | D | | EUER-2044-IS0S | 535.35 | EUER-2044-IC0S | 548.72 |

# Electrical Components

## Hardwire

## Top Feed — Hardwire

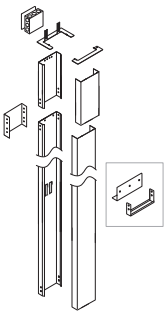


EKET-C000-CS
Class YA

### Features
- Includes one electrical box, ceiling bezel plate, pole and hardware.
- For connection to the electrical source located in space above a drop ceiling.
- For routing and cabling capacities, refer to Specification Guide.
- Removable cover on poles provides access to pathway.
- Top feed pole dimensions: 2.5"(64mm) x 8"(203mm).

### Specification Tips
- **Not for use with power sources other than 120 volt 60 hertz.**
- Top Feed may interfere with Tool Rail or Screen applications.
- Floor mount Top Feed mounts to floor, attaches to desking worksurface at any side and ceiling.
- Floor attachment hardware is field supplied.
- Application may require approval of local authority having jurisdiction (AHJ); ensure compliance before placing orders and installation.

### To Order, Specify:
1) Product number.
2) Trim color.

| Height | Ceiling Height | Pole Length | Number | Trim A | Trim B |
|---|---|---|---|---|---|
| **Floor Mount Height** | | | | | |
| Hardwire | 10'(3048mm) | 138"(3505mm) | EKET-C000-CS | $495.88 | $582.70 |
| | 12'(3658mm) | 150"(3810mm) | EKET-E400-CS | 524.82 | 626.12 |

## Hardwire Kit

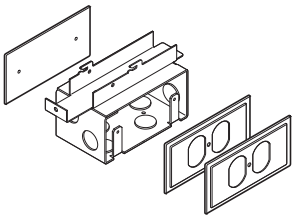

EKEP-0000-C
Class YA

### Features
- Includes one electrical box with 0.5"(13mm) knockouts, two receptacle cover plates, one blank cover plate and mounting hardware.
- Attaches to separately specified non-powered Utility Tray.
- Field installed.

### Specification Tips
- **Conduit, fittings, wiring and receptacles are field supplied.**
- For single sided applications, specify service part #6240-4207 separately.

### To Order, Specify:
1) Product number.
2) Trim color.

| Number | Trim A | Trim B |
|---|---|---|
| EKEP-0000-C | $205.90 | $205.90 |

## Cover Plates

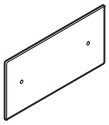

EUAP-0000-CB

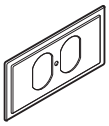

EUAP-0000-CR
Class YA

### Feature
- Includes four blank cover plates or receptacle covers and hardware.

### Specification Tips
- For hardwire kit applications.
- Receptacle cover option (R) to be used with duplex receptacle. (Duplex receptacle field supplied).

### To Order, Specify:
1) Product number.
❶ **Cover Options:**
- **B** Blank cover
- **R** Receptacle cover (add **$9.39** list)

2) Trim color.

| Number | ❶ | Trim A | Trim B |
|---|---|---|---|
| EUAP-0000-C | | $37.43 | $46.82 |

# Electrical Accessories

## Base Feed Cover — Vertical

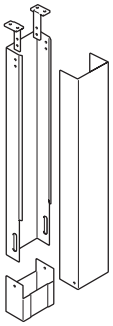

EUAC-0000-F
Class YA

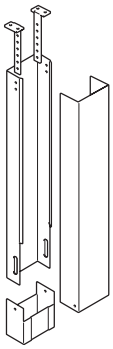

EUAC-0000-A

### Features

- Includes 2-piece base feed cover and attachment hardware.
- Optional base feed cover is used to conceal metal conduit and data cables.
- Base feed dimension: 2"(51mm) x 4.25"(108mm).

### Specification Tips

- Used to route power and data from floor, columns and walls to bottom of horizontal surface.
- Mounts under horizontal surface and attaches to floor.
- Floor attachment hardware is field supplied.

### To Order, Specify:

1) Product number.
2) Trim color.

| Description | Bottom of surface to floor | Number | Trim A | Trim B |
|---|---|---|---|---|
| Fixed Height | 27.5"-28.5"(699mm-724mm) | EUAC-0000-F | $233.98 | $248.95 |
| Adjustable Height | 25.5"-32.5"(648mm-826mm) | EUAC-0000-A | 233.98 | 248.95 |

# Intuity Benching Resources

Surfaces Materials
Index
Warranty

# Surface Materials

## Finish Color Legend

### Wood

#### Grade A

**Double Cut**

| | |
|---|---|
| 2P-RL | Applegate |
| CQ-HKL | Auburn |
| CQ-HBF | Clove |
| WE-RD | Dune |
| WJ-RE | Ebony |
| 2N-RL | Echo |
| W3-HR | Harbor |
| WE-RT | Melba |
| W4-PB | Pebble |
| CQ-WG | Walnut Grove |

#### Grade B

**Cherry**

| | |
|---|---|
| VC-CA1 | Amber |
| VC-HKF | Burgundy |
| VC-W23 | American |
| VC-W33 | Caramel |
| VC-W30 | Heritage |
| VC-W32 | Pacific |
| VC-HKA | Toffee |

**Maple**

| | |
|---|---|
| VP-LM | Light |
| VP-N | Natural |

**Maple Quarter Cut**

| | |
|---|---|
| NM-N | Natural |

**Oak**

| | |
|---|---|
| VJ-HKC | Urban |

**Rift Cut White Oak**

| | |
|---|---|
| NR-W15 | Espresso |
| NR-W40 | Mocha |

**Walnut**

| | |
|---|---|
| VR-CPK | Bourbon |
| VR-HKG | Colombian |
| VR-W15 | Espresso |
| VR-W31 | Retro |

**Walnut Quarter Cut**

| | |
|---|---|
| NW-W35 | Clear |
| NW-W31 | Retro |

### HPL

#### Grade A

**Solid Color**

| | |
|---|---|
| H-34 | Beige |
| H-AK | Chalk |
| H-8J | Charcoal |
| H-3J | Graphite |
| H-62 | Gray Tone |
| H-WL | Linen |
| H-3P | Platinum |
| H-AA | Putty |
| H-3E | Smoke |

**Patterned**

| | |
|---|---|
| H-P1 | Linen Casual |
| H-P2 | Linen Classic |
| H-P3 | Linen Crisp |
| H-P4 | Linen Flax |

**Wood Grain**

| | |
|---|---|
| H-B06 | Brazilwood |
| H-E79 | Colombian Walnut |
| H-DYP | New Age Oak |
| H-AE | Maple |
| H-E15 | River Cherry |
| H-C09 | Williamsburg Cherry |

#### Grade B

**Premium Wood Grain**

| | |
|---|---|
| H-C8 | Blonde Modern Cherry |
| H-D1 | Daintree |
| H-KP | Field Elm |
| H-KN | Grey Elm |
| H-KM | Landmark Wood |
| H-D2 | Mocha Modern Cherry |
| H-KL | Neo Walnut |
| H-KR | Phantom Ecru |
| H-KS | Phantom Pearl |
| H-C9 | Spiced Modern Cherry |

#### Grade E

**Premium**

| | |
|---|---|
| H-C1 | Hay |
| H-C2 | Drift |
| H-C3 | Pecan |
| H-C4 | Molasses |
| H-C5 | Mineral |
| H-C6 | Hatch |
| H-C7 | Tanned |

### Edgeband

**Solid Color**

| | |
|---|---|
| HP-34 | Beige |
| HP-AK | Chalk |
| HP-8J | Charcoal |
| HP-3J | Graphite |
| HP-62 | Gray Tone |
| HP-WL | Linen |
| HP-3P | Platinum |
| HP-AA | Putty |
| HP-3E | Smoke |

**Patterned Edgeband**

| | |
|---|---|
| HP-P1 | Linen Casual |
| HP-P2 | Linen Classic |
| HP-P3 | Linen Crisp |
| HP-P4 | Linen Flax |

**Wood Grain**

| | |
|---|---|
| HP-C8 | Blonde Modern Cherry |
| HP-B06 | Brazilwood |
| HP-E79 | Colombian Walnut |
| HP-D1 | Daintree |
| HP-KP | Field Elm |
| HP-KN | Grey Elm |
| HP-KM | Landmark Wood |
| HP-AE | Maple |
| HP-D2 | Mocha Modern Cherry |
| HP-KL | Neo Walnut |
| HP-DYP | New Age Oak |
| HP-KR | Phantom Ecru |
| HP-KS | Phantom Pearl |
| HP-E15 | River Cherry |
| HP-C9 | Spiced Modern Cherry |
| HP-C09 | Williamsburg Cherry |

**Ply-Edge**

| | |
|---|---|
| HP-PW | Ply-Edge |

**Premium**

| | |
|---|---|
| HP-C1 | Hay |
| HP-C2 | Drift |
| HP-C3 | Pecan |
| HP-C4 | Molasses |
| HP-C5 | Mineral |
| HP-C6 | Hatch |
| HP-C7 | Tanned |

### Trim

#### Grade A

**Smooth**

| | |
|---|---|
| TR-R | Beige |
| TR-AK | Chalk |
| TR-K | Charcoal |
| TR-C1 | Cocoa |
| TR-J | Graphite |
| TR-G | Gray Tone |
| TR-AA | Putty |
| TR-E | Smoke |
| TR-PLS | Smooth Plaster |
| TR-FM | Snow |

**Textured**

| | |
|---|---|
| TR-TG | Grout |
| TR-TF | Pitch |
| TR-TW | Plaster |

#### Grade B

**Smooth**

| | |
|---|---|
| TR-1C | Accent Blue |
| TR-1G | Blue Jay |
| TR-1R | Brownstone |
| TR-1N | Night |
| TR-1Q | Park |
| TR-RR | Rusty Red |
| TR-1M | Sable |
| TR-1J | Sky Blue |

**Smooth Metallic**

| | |
|---|---|
| TR-MC | Metallic Champagne |
| TR-MG | Metallic Gunmetal |
| TR-LE | Metallic Silver* |

**Textured Metallic**

| | |
|---|---|
| TR-AR | Argent |
| TR-HE | Hellenic |

**ALERT:** These materials are current, however they are being considered for future obsolescence due to low volume.

### Wood

| | |
|---|---|
| VJ-W42 | Brindle |
| 2R-RL | Butternut |
| NW-W15 | Espresso |
| NP-W08 | Golden |
| NP-W07 | Light |
| NX-U | Medium |
| VJ-W05 | Natural |
| VR-W12 | Naturally Walnut |
| WC-RW | Wenge |

### HPL

| | |
|---|---|
| H-AM | Amber Cherry |
| H-AD | Medium Cherry |

### Edgeband

| | |
|---|---|
| HP-AM | Amber Cherry |
| H-AD | Medium Cherry |

### Trim

| | |
|---|---|
| TR-1E | Accent Orange |
| TR-1F | Accent Red |
| TR-CTS | Chartreuse |
| TR-1H | Terra |
| TR-1K | Wren |

# Surface Materials

## Fabrics/Color Legend

### Vertical Fabrics

**Grade A**

| | |
|---|---|
| (6X) | Chevron |
| (35) | Etch |
| (L6) | Highlands |
| (C1) | Striae |
| (PY) | Tailored |
| (3A) | Tellure |

**Grade B**

| | |
|---|---|
| (33) | Camp |
| (L5) | Classic |
| (34) | Fields |
| (6) | Hue |
| (32) | Pica |
| (PV) | Ritz |
| (WS) | Shimmer |

**Grade C**

| | |
|---|---|
| (SW) | Sisal |
| (4S) | Thorman |

* For most current finish and fabric availability please reference surfaces.haworth.com.

**ALERT:** These materials are current, however they are being considered for future obsolescence due to low volume.

### Fabrics

**Grade C**

| | |
|---|---|
| (PH) | Birds Nest |

### Haworth+

For information on the Haworth+ alliance program, including images and product availability, please refer to: Haworth.com > Surface Collection > Haworth+ Library

### Customer's Own Material (COM)

For general Customer's Own Material (COM) information including processes and forms, please refer to:
Haworth.com > Surface Collection > Resources > COM
For information on approved COM's, please refer to:
Haworth.com > Surface Collection > COM Library

### Forestry Stewardship Council (FSC) Statement:

In our continuing support of sustainable forestry and responsible purchasing, Haworth North America is offering FSC certified wood products at no up-charge. By providing FSC certified material, Haworth is supporting our client's green building goals and demonstrating our collective commitment to source materials more sustainably.
Haworth will provide to you the necessary FSC-certified paperwork with your shipment. For more information, FAQs, and a complete FSC product list (including product exceptions), go to the Library and search FSC.

# Index

Products are listed alphabetically in this index by alpha-numeric prefix/suffix codes.


| Product Code | Product Description | Page |
|---|---|---|
| 4TEB-1 | Electrical Components – Base Feed Module Hardwire Connection | 26 |
| 4TEB-15 | Electrical Components – Single Circuit Base Feed – Receptacle Connection — 3-Circuit and 4-Circuit | 25 |
| 4TEB-20 | Electrical Components – Single Circuit Base Feed – Receptacle Connection with Power Cord — 3-Circuit and 4-Circuit | 25 |
| EBEC-0000-F | Accessories – 120° Infeed Cover | 23 |
| EKEP-0000-C | Electrical Components – Hardwire Kit | 31 |
| EKET-C000-2S | Electrical Components – Top Feed | 28 |
| EKET-C000-3S | Electrical Components – Top Feed | 28 |
| EKET-C000-4S | Electrical Components – Top Feed | 28 |
| EKET-C000-CS | Electrical Components – Top Feed — Hardwire | 31 |
| EUAC-0000-A | Electrical Accessories – Base Feed Cover — Vertical | 32 |
| EUAC-0000-F | Electrical Accessories – Base Feed Cover — Vertical | 32 |
| EUAP-0000-CB | Electrical Components – Cover Plates | 31 |
| EUAP-0000-CR | Electrical Components – Cover Plates | 31 |
| EUEB-0000-2HY | Electrical Components – Base Feed Module — Hardwire Connection | 24 |
| EUEB-0000-3HY | Electrical Components – Base Feed Module — Hardwire Connection | 24 |
| EUEB-0000-4HY | Electrical Components – Base Feed Module — Hardwire Connection | 24 |
| EUEC-0000 | Accessories – Double-Sided Utility Tray End Covers | 23 |
| EUEH-0087-2 | Electrical Components – Infeed Harness | 24 |
| EUEH-0087-3 | Electrical Components – Infeed Harness | 24 |
| EUEH-0087-4 | Electrical Components – Infeed Harness | 24 |
| EUEJ-0024-2 | Electrical Components – Jumper | 27 |
| EUEJ-0024-3 | Electrical Components – Jumper | 27 |
| EUEJ-0024-4 | Electrical Components – Jumper | 27 |
| EUEJ-0064-2WF | Electrical Components – Internal Power Base™ AI Base Feed | 26 |
| EUEJ-0064-3WF | Electrical Components – Internal Power Base™ AI Base Feed | 26 |
| EUEJ-0064-4WF | Electrical Components – Internal Power Base™ AI Base Feed | 26 |
| EUEK-2S | Electrical Components – Utility Tray Power Retrofit Kit | 27 |
| EUEK-3S | Electrical Components – Utility Tray Power Retrofit Kit | 27 |
| EUEK-4S | Electrical Components – Utility Tray Power Retrofit Kit | 27 |
| EUER-15 | Electrical Components – Triplex Receptacle – 15 Amp | 29 |
| EUER-20 | Electrical Components – Triplex Receptacle – 20 Amp | 30 |
| WBCZ-S | Worksurfaces – Corner, 120° Wrap-Around | 22 |
| WBDA-SC | Worksurfaces – Rectangular Bench End Worksurface | 21 |
| WBRA-SC | Worksurfaces – Rectangular Worksurface — No Access Hatch | 19 |
| WBRA-SS | Worksurfaces – Rectangular Worksurface – For Use with Access Hatches | 20 |
| WBRB-SC | Worksurfaces – Rectangular Return Worksurface | 21 |
| ZBA2-0000-PNFG | Leg Kits – Bench End Leg Kit | 18 |
| ZBA2-0024-HRFG | Leg Kits – Return Leg Kit | 18 |
| ZBBP-0000-PN | Accessories – Tie Plate | 23 |
| ZBCZ-2442-SAGH | 120° Single Sided Starter Kits – 120° Single Sided Starter Kit | 15 |
| ZBCZ-2442-SIGH | 120° Single Sided Starter Kits – 120° Single Sided Starter Kit | 15 |
| ZBCZ-4842-AWGH | 120° Double Sided Three Pack Add-on Kit – 120° Double Sided Three Pack Add-on Kit | 17 |
| ZBCZ-4842-AXGH | 120° Double Sided Three Pack Add-on Kit – 120° Double Sided Three Pack Add-on Kit | 17 |
| ZBCZ-4842-AYGH | 120° Double Sided Three Pack Add-on Kit – 120° Double Sided Three Pack Add-on Kit | 17 |
| ZBCZ-4842-AZGH | 120° Double Sided Three Pack Add-on Kit – 120° Double Sided Three Pack Add-on Kit | 17 |
| ZBCZ-4842-SAGH | 120° Double Sided Three Pack Starter Kit – 120° Double Sided Three Pack Starter Kit | 16 |
| ZBCZ-4842-SIGH | 120° Double Sided Three Pack Starter Kit – 120° Double Sided Three Pack Starter Kit | 16 |
| ZBE2-0000-PNFG | Leg Kits – Bench End Leg Kit | 18 |
| ZBI2-0030-HNFG | Leg Kits – Return Leg Kit | 18 |
| ZBRA-0000-D | Accessories – Access Hatch Gap Filler | 23 |

# Index


| Product Code | Product Description | Page |
|---|---|---|
| ZBRA-2448-ASGH | Single Sided Kits – Single Sided Add-On Kit | 10 |
| ZBRA-2448-ATGH | Single Sided Kits – Single Sided Add-On Kit | 10 |
| ZBRA-2448-SAGH | Single Sided Kits – Single Sided Starter Kit | 9 |
| ZBRA-2448-SIGH | Single Sided Kits – Single Sided Starter Kit | 9 |
| ZBRA-4848-AFGH | Double Sided Kits – Double Sided Add-On Kit | 13 |
| ZBRA-4848-ASGH | Double Sided Kits – Double Sided Add-On Kit | 13 |
| ZBRA-4848-ATGH | Double Sided Kits – Double Sided Add-On Kit | 13 |
| ZBRA-4848-SAGH | Double Sided Kits – Double Sided Starter Kit | 11 |
| ZBRA-4848-SIGH | Double Sided Kits – Double Sided Starter Kit | 11 |

HAWORTH

# Product Compatibility and Limited Warranty Policy

## Great Expectations

You have them as a Haworth customer and so do we. And because we value our customers, we cover our products with the Haworth North America Product Compatibility and Limited Warranty Policy.

## Our Commitment To Product Compatibility – Integrated Product Platforms

As a market leader in the design and manufacture of workspaces that adapt to change, we strive to maintain product compatibility within our various generations of integrated product platforms. This benefits the customer who desires to update or modify their work environment. It also benefits the customer needing to replace a product due to damage or other reasons but which is no longer manufactured or is otherwise unavailable, such as a fabric or finish that is discontinued because of changing market preferences. In both circumstances, we often can provide products with comparable function and performance.

## Our Commitment To Product Quality – The Haworth North America Limited Warranty

To ensure customer satisfaction and peace of mind, we stand behind our products with the Haworth North America Limited Warranty. To review the current version of the limited warranty including its terms and conditions, please go to: **www.haworth.com/warranty** or contact **OneTouch@Haworth.com or 1 877 429 6784**.

## Warranty Requests or Questions

For questions or service requests pertaining to the Haworth Limited Warranty, please contact your Haworth dealer. If you are unsure who your dealer is, please contact **OneTouch@Haworth.com or 1 877 429 6784**.

# Terms of Sale

The Terms of Sale apply to all products in the North America Price Lists. To review the current version of the North American Terms of Sale, please go to:
**www.haworth.com/terms-of-sale** or contact **OneTouch@Haworth.com or 1 877 429 6784**.

HAWORTH

HAWORTH® is a registered trademark of Haworth, Inc.
© Haworth, Inc. All rights reserved. 2025 3.25

haworth.com | 800 344 2600