

# Nawabari



BoConcept launches its exclusive “Nawabari” Collection in collaboration with architectural firm Bjarke Ingels Group (BIG), founded by the globally-renowned Danish architect. Nawabari is designed to transform social spaces with the future-thinking aesthetic and sense of purpose inherent to the BIG approach.

Combining BoConcept’s simplicity and elegance with BIG’s sustainable and playful approach to design, the collection comprises two sofas, a chair, two coffee tables and two pouffes. The Nawabari collection can be used individually as standout pieces or grouped together to create a social area.

## Design features

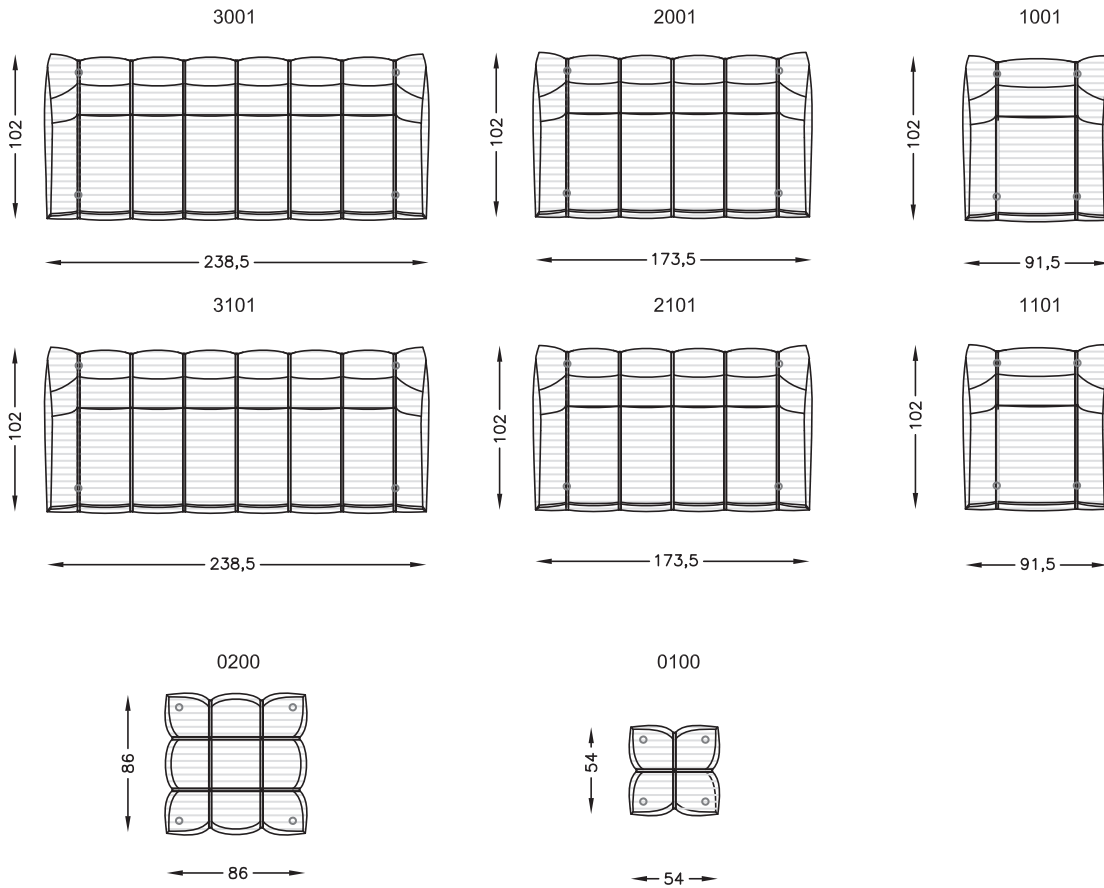
- The collection design is inspired by the Japanese art form of binding with ropes to forge close bonds. Nawabari translates as ‘stretching rope’.
- These sculptural pieces are designed to create physical spaces to bring people together
- Nawabari is available across the entire BoConcept fabric offering (apart from leather) as well as six pre-defined colours from Gabriel’s Blend fabric range.
- The sofas, chair and pouffes are Greenguard certified when upholstered in the Blend fabric. Blend also carries the EU Ecolabel and is certified in accordance with STANDARD 100 by OEKO-TEX®.

## Designer

BIG, Bjarke Ingels group

## NAWABARI

### SOLO MODULES



|                          |                            |                |                |
|--------------------------|----------------------------|----------------|----------------|
| DIRECTION OF PATTERN<br> | LEG POSITION<br>○ = CORNER | 3001 2001 1001 | 3101 2101 1101 |
|                          |                            |                |                |

Not available on leather version

### LEGS/ACCESSORIES

#### CONNECT

CONNECT CONNECTOR

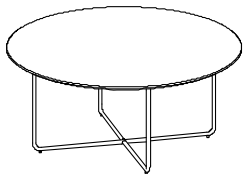
✓ A) |x2 = MOUNT FITTINGS ON

### CUSTOMISATION

Fabric




Choose between more luxury fabrics



**NAWABARI TABLE**

**[Nawabari - AD44]**

Dimensions H44xØ99cm  
 Tabletop thickness 2 cm  
 Maximum weight load 15 kg



**[Nawabari - AD45]**

Dimensions H40xØ80cm  
 Tabletop thickness 2 cm  
 Maximum weight load 15 kg

**CUSTOMISATION**

**Table top**

167 192 702 708 714 715

**Leg designs**

75