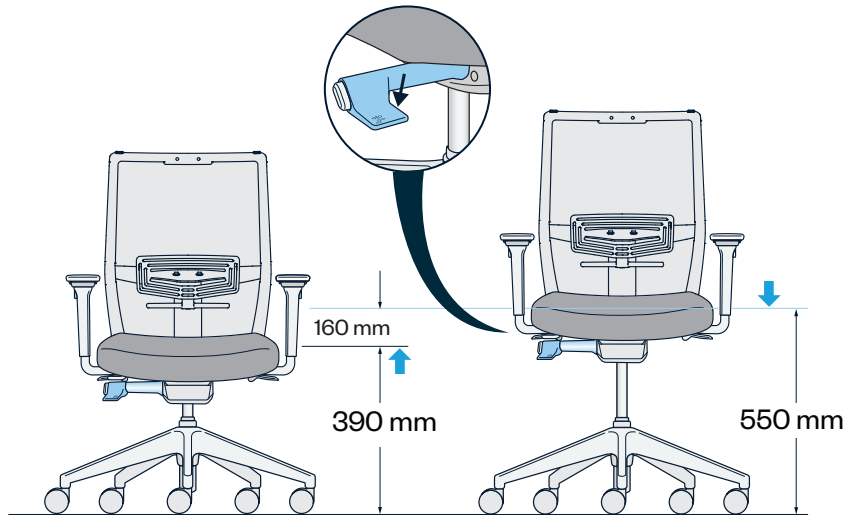


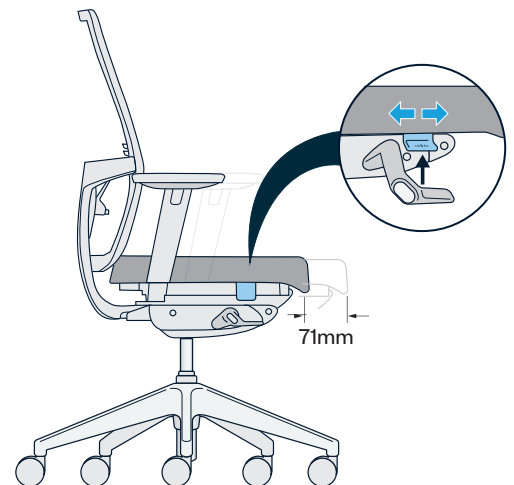
**1 Pneumatic Height Adjustment**

Pneumatic height adjustment is used to adjust the seat to fit different user heights. (1) Pull the lever up and lift the body out of the chair to raise the seat. To lower the seat, remain seated and pull the lever up.



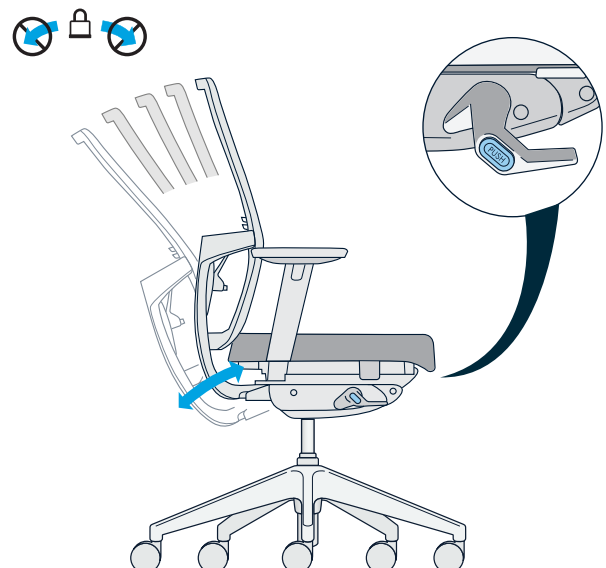
**2 Seat Depth Adjustment**

Seat depth adjustment moves the seat pan to accommodate different leg lengths. Pull up the lever and slide the seat pan front to back.



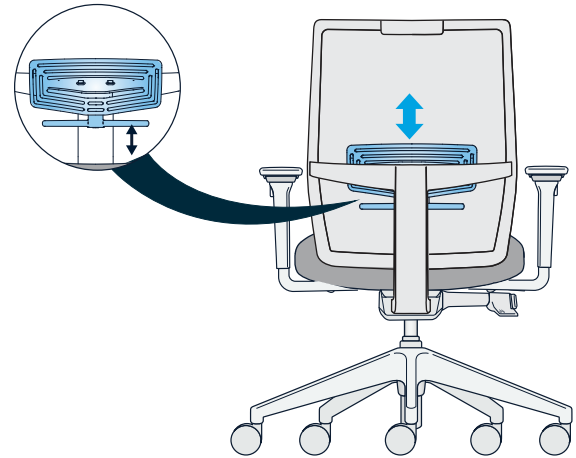
**3 Back Lock**

The back lock mechanism allows users to lock the back of the chair in a fixed position depending on their preferred angle or current activity. In total there are five lock positions. (1) Push and hold the button on the lever, then recline to the desired position. (2) Release at the desired position to activate the back lock. (3) Push and hold the button on the lever again to release the back lock.



**4 Lumbar Adjustment**

Lumbar height adjustment allows the user to position the lumbar pad in the lumbar curve "the small" of the user's back. Pull up on the handles to raise the lumbar pad; push down to lower it. Lumbar support helps maintain the lumbar curvature (lordosis) in the spine of the lower back when the user is seated.



**5 Armrests**

(1) Arm height adjustment raises and lowers the arms to keep the users shoulder in a neutral posture. To change the height of the armrest, pull up on the lever and slide the armrest up or down.

(2) Armrest side-to-side adjustment allows the user to adjust the distance between the armrest to better accommodate for different body types. To adjust the distance grasp the armrest, push the lever under the armrest and move the whole armrest toward or away from the body.

(3) Armrest front-to-back adjustment allows users to get closer to their work surface while maintaining effective use of the backrest. Grasp the armrest and slide it forward or backward as needed.

(4) Armrest pivot allows the user to have proper support of the forearm when mousing or keying. To change the angle of the armrest, grasp the armrest cap and rotate the front of the armrest toward from the body, armrest rotates inward only.

