

# Kruze lounge

boss  
design



Kruze lounge

Product Sheet



## Product features

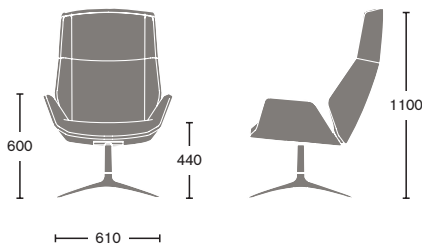
- The high sculpted back and gently curving contours promise outstanding sitting comfort, while its distinctive profile makes it a stand-alone statement piece to enhance any executive lounge, reception or meeting area.
- Supported by a polished chrome 4-star base
- CMHR moulded seat and back foam
- Fully upholstered in fabric or leather
- Glides for hard or soft floors
- Black American Walnut or Oak show-wood outer also available

Breakout

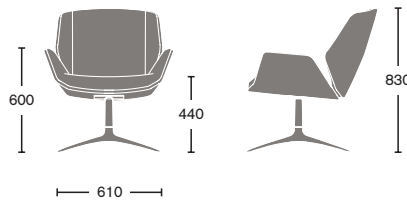
# Kruze lounge

boss  
design

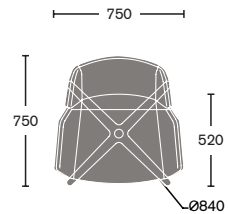
Kruze lounge



KRU/5



KRU/11



Product Sheet

BS EN Certification: BS EN 15373: 2007 Level 2

## Environmental Product Breakdown - range overview



Materials	Weight (kg)	Weight (%)	Recycled Content (%)	Recyclability (%)
Fibreboard	0.08	0.36%	10%	100%
PU	2.27	10.2%	0%	0%
Laminate wood	15.8	69.6%	0%	100%
PP	0.11	0.48%	0%	100%
Steel	0.23	1.01	100%	100%
Aluminium	4.21	18.54	33%	100%
Nylon	0.003	0.02%	0%	100%
PVC	0.001	0%	0%	100%

## Ecological Credentials



Recycled Content (%)	Recyclability (%)
Recycled Content	15.37%
Recyclability	90.06%
Returnable Packaging	CFC & HCFC Free
Carbon Neutral	Yes
Climate Neutral	BS EN ISO 14001

## CO<sup>2</sup> Measure



The total CO<sup>2</sup> measure has been officially verified by FIRA and includes utilities and transport from suppliers.

CO<sup>2</sup> per 1000 units - 63.59 tonnes  
CO<sup>2</sup> per unit - 0.064 tonnes

UK Global HQ  
Boss Drive  
Dudley  
West Midlands, DY2 8SZ  
T +44 (0) 1384 455570  
E sales@bossdesign.com

London Showroom  
7 Clerkenwell Road  
London EC1M 5PA  
T +44 (0) 20 7253 0364  
bossdesign.com

Breakout