


# THE ANATOMY OF A CHAIR

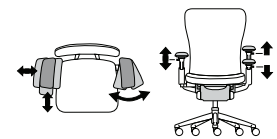


**LUMBAR SUPPORT**  
Helps maintain lordosis in the spine to reduce lower back pain.



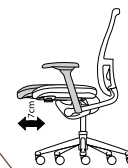
**BACK REST TO SEAT PAN ANGLE**  
Changing the angle allows for different postures to suit user comfort & tasks.

**BREATHABLE COVER MATERIALS**  
and upholstery for a better micro climate.

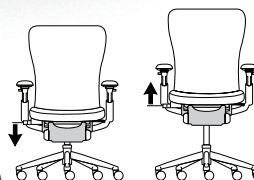


**ADJUSTABLE ARMRESTS**  
Reduce stress to muscles of the upper back, neck and shoulders.

**WATERFALL FRONT EDGE**  
Helps relieve pressure on the back of thighs and knees.



**SEAT DEPTH ADJUSTMENT**  
Accommodates different thigh lengths.



**SEAT HEIGHT ADJUSTMENT**  
Ensures circulation in the lower limbs isn't hindered.

**MECHANISM**  
Allows movement to stimulate blood flow and relieve pressure on the spine.

**CHAIR CONTROLS**  
Easy to find and operate.

**TENSION ADJUSTMENT**  
Regulates the effort required to recline.

**FORWARD TILT**  
Provides an alternative sitting posture and relieves lower back pressure.

