

HAWORTH

Compose

North America Price List – February 2024

Includes Compose, Compose Connections, Compose Beam and Compose Gallery Panels



Electronic Update Page – Compose

- The table below lists all of the updates and addendums added to this price list since the original version was created.
- All **Update** pages will replace the existing pages within the document.
- All **New** pages will be placed at the back of the document.

| Link | Date | Pages | Description |
|----------------------------|------------|-------|--|
| Click Here | April 2024 | 205 | Update – Part number correction added for the 58" high Gallery Panel Connection Height. |



This Haworth North American price book contains US list prices.
Canadian customers can convert the US list price into their Canadian equivalent by going to www.Haworth.com/Canada to find the current Canadian multipliers. These multiplier factors allow you to convert the US list price into a Canadian list price.

Price List Overview

The following overview explains how information is organized within the Compose® price list.

- 1 Front Cover**
 - Includes the price book title and pricing effectivity date.
- 2 Canadian Conversion / Update Page**
 - Pricing conversion information for converting US pricing into the equivalent Canadian pricing is located on the footer of this page.
 - All Price Book updates will be listed on this page including the date, page number and description of the update.
- 3 Price List Table of Contents**
 - Price List table of contents with page numbers.
- 4 Statement of Line**
 - Provides a pictorial outline of the entire product offering.
- 5 Price List**

Each price list page contains the following:

 - Product Illustration
 - Catalog Number
 - To Order Specify – sequencing for ordering product options and finishes
 - List Prices
 - Product Specification Dimensions
 - Features
 - Specification Tips
 - Class, Discount Group Number (used for discounting) and GSA information
- 6 Finishes, Fabrics and COM**
 - Lists information for material finishes and availability.
 - Provides COM information and requirements (if applicable).
- 7 Index**
 - Products are listed alphabetically by alpha-numeric catalog numbers with price list page number.
- 8 Warranty Policy and Terms of Sale**
 - Provides information about the Haworth policy for non-obsolescence, warranty and Terms-of-Sale.

Additional Information and Resources

Prices are subject to change without notice or approval. Haworth dealers should always submit proposals through Lynx before presenting to customers. See North American Terms of Sale for more information.

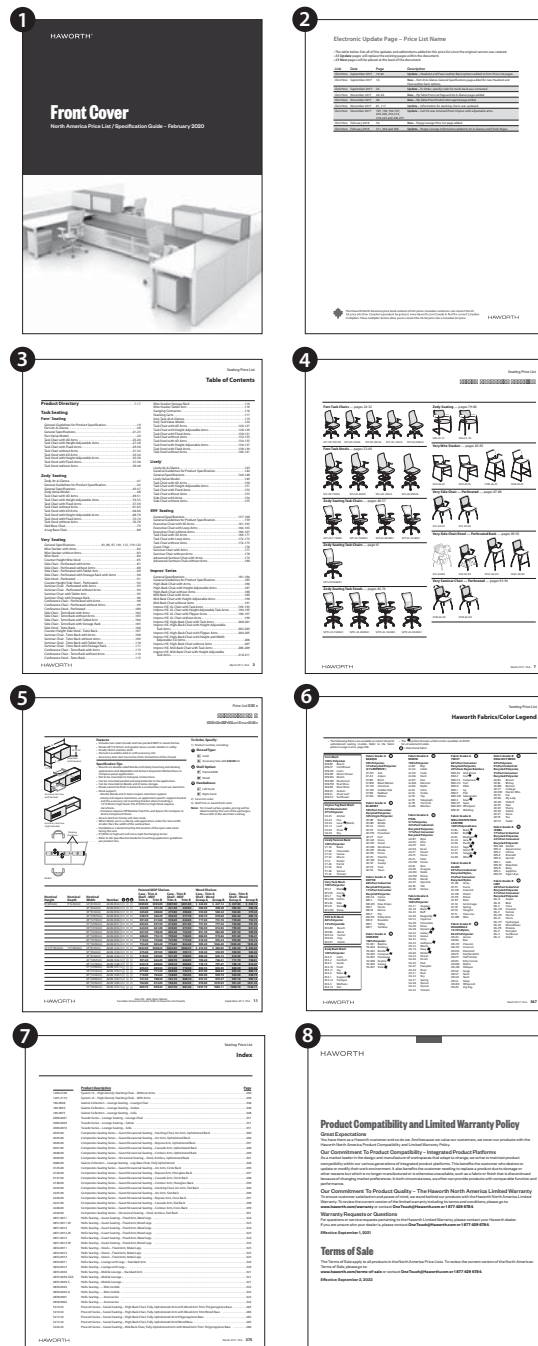
Online Resources

haworth.com

- Haworth's corporate website provides access to price books and a variety of other resources and publications.

surfaces.haworth.com

- Website provides access to the most current fabrics and finishes offered across Haworth's various product lines.



This page intentionally left blank.

Compose Price List

Includes pricing, catalog numbers, finish codes/availability, specification requirements, line art, dimensions, and specification tips for Compose.

Structures

High Acoustical Inserts

Tiles

Panel Accessories

Electrical Components

Gallery Panels

Gallery Panel Accessories

Adaptable Worksurfaces

Worksurface Supports

Worksurface Accessories

Upper Storage

Adaptable Upper Storage

Wall Mount Components

Lighting

Table of Contents

Price List

| | | | |
|--|------|---|-----|
| Statement of Line | 9-26 | Beam — Trim and Corner Connectors — No Top Cap | 98 |
| Structures | | Beam — Steel Trim Top Cap Aligner Clip | 98 |
| Power Location Overview - Full Panel Frame | 27 | Variable Height Trim — Proud | 99 |
| Full Panel Frames | 28 | Variable Height Trim 3-Way & 4-Way — Flush 90° | 100 |
| Glass Panels — Glass Panel | 31 | Variable Height Trim (Flush) — 120° | 100 |
| Full Panel Frame Foot | 33 | Corner Block Assembly — 90° | 101 |
| Connections Frame | 34 | Corner Block Assembly — 120° | 101 |
| Connections Frame Leg — In-Line and End-of-Run Condition | 35 | 3-Way Intersection — Spanning Tile Corner Blocks | 101 |
| Connections Frame Leg — 2-, 3-, 4-Way Intersection | 36 | Aligner/Light Block | 102 |
| Beam Frame | 37 | Half Aligner/Light Block | 102 |
| Beam Frame Leg — Straight Leg with Foot — In-Line and End-of-Run Condition | 38 | Vertical Light Block (Between Panel) | 103 |
| Beam Frame Leg — Straight Leg — 2-, 3-, 4-Way Intersection | 38 | Friction Pad | 104 |
| Beam Frame Leg — A Leg — In-Line and End-of-Run Condition | 39 | Seismic Anchoring Kit | 104 |
| | | Anchoring Bracket | 104 |
| High Acoustical Inserts | 40 | T-Mount | 105 |
| | | Panel Frame Wall Mount | 106 |
| Tiles - Full Panel, Connections and Stack Frame | 42 | Glass Panel Wall Mount | 106 |
| Fabric | 43 | Tie Bracket Kit - Glass Stack | 106 |
| Laminate | 46 | Glass to Glass Connectors — In-Line | 107 |
| Steel | 51 | Glass to Glass Connectors — End-of-Run/Intersection | 107 |
| Wood | 54 | Glass to Glass Connectors — Variable Height | 107 |
| Matched Natural Wood Tile Set | 59 | | |
| Markerboard | 61 | Electrical Components | |
| Slat | 62 | Base Feed Module — Hardwire Connection | 108 |
| Open Frame | 63 | Single Circuit Base Feed Module — Receptacle Connection with Power Cord | 108 |
| Glass | 64 | Single Circuit Base Feed Module — Receptacle Connection with Power Cord | 109 |
| Hardware Kit — Glass Tile/Open Frame Tile (10 bolts/nuts) | 64 | Base Feed Module — Concealed Hardwire Connection | 109 |
| External Mount Tiles — Full Panel and Connections | | Base Feed Module — Hardwire Connection | 110 |
| Slat, 16" External Mount | 65 | Base Feed Module — Hardwire Connection — Connections and Beam | 110 |
| Tackboard, External Mount | 65 | Internal Power Base AI Base Feed | 111 |
| Markerboard, External Mount | 66 | Raised Floor Infeed Base Feed Module | 112 |
| Tiles - Beam | 67 | Wall Feed Field Wired 1 Port | 112 |
| Fabric | 68 | Top Feed Module | 113 |
| Laminate | 69 | End-of-Run Top Feed Module — Connections only | 115 |
| Steel | 70 | End-of-Run Top Feed Module — Beam only | 116 |
| Wood | 71 | Full Panel Infeed Harness | 117 |
| Panel Accessories | | Infeed Harness | 117 |
| Stack Frame | 72 | Power Retrofit Kit — 42"(1067mm)H Beltline, 58"(1473mm)H Standing Height and Connections | 118 |
| Glass Stack | 73 | Power Retrofit Kit — Beltline, 50"(1270mm)H or Greater, Below WS and Standing Height | 119 |
| Frameless Glass and Rail Kit | 74 | Power Retrofit Kit — Standing Height | 120 |
| Frameless Glass Bottom Rail | 79 | Power Retrofit Kit — Raceway | 121 |
| Bottom Rail End Cap | 81 | Raceway Covers | 122 |
| Frameless Glass — End-of-Run Clip for use with Aluminum Bottom Rail | 81 | Vertical Power Connector | 123 |
| Glass Top Trim Clip Kit | 81 | Flexible Power Connector — Raceway | 123 |
| Glass Topper | 82 | Flexible Power Connector — Work-height | 124 |
| Glass Topper — Bottom Rail Kit | 83 | Flexible Power Connector — Corner Span, Work-height | 124 |
| Alignment Clip Kit | 83 | Flexible Power Connector — Straight Span, Raceway/Work-height | 125 |
| Sliding Door | 84 | Extended Power Connector | 125 |
| Filler Post — Sliding Door | 84 | Power Connector — Below WS | 126 |
| Top Trim — Steel, Aluminum, Wood | 85 | Triplex Receptacle — 15 Amp | 127 |
| Top Trim — Work Rail | 86 | Triplex Receptacle — 20 Amp | 128 |
| Top Trim — Off Modular Top Trim | 87 | Information Plate Communication Port Kits | 129 |
| Top Trim — Work Rail Top Trim Cover | 88 | Receptacle Blank Cover | 129 |
| Top Trim — Work Rail Top Trim Off-Modular Bracket | 88 | Power and Communication Bezel — Full Panel and Connections | 129 |
| Full Panel — End-of-Run Trim — Steel/Aluminum/Wood | 89 | Data Blank Cover — Full Panel and Connections | 130 |
| Full Panel — End-of-Run Trim — Work Rail | 89 | Power and Communication Bezel — Beam | 130 |
| Full Panel — End-of-Run Steel Trim Bottom Bracket Clip | 89 | Communication Data Bracket — Beam | 130 |
| Full Panel — Trim and Corner Connectors — Steel, Aluminum, Wood | 90 | Data Blank Cover — Beam | 131 |
| Full Panel — Trim and Corner Connectors — Work Rail | 92 | Frame Rail Grommet | 131 |
| Full Panel — Trim and Corner Connectors — 3- & 4-Way Intersection — Top Cap | 93 | Tile Grommet Kit | 131 |
| Connections — End-of-Run Trim | 94 | Frame Mounted Power Tap Bracket — Concealed | 132 |
| Connections — Raceway End-of-Run Cover | 94 | Frame Mounted Data Plate Bracket — Concealed | 132 |
| Connections — Trim and Corner Connectors | 95 | Adaptor Plate, Single Gang | 132 |
| Beam — End-of-Run Trim | 96 | Cable Management Bracket | 133 |
| Beam — Trim and Corner Connectors | 97 | Power Break Marker | 133 |

Table of Contents

| | | | |
|--|-----|--|-----|
| Power Distribution for Hardwire Applications | 134 | Straight Front Corner – 90° | 222 |
| Electrical Components | | Wrap-Around Corner – 90° — Wrap-Around/Wrap-Around Transitional | 223 |
| Hardwire — Base Feed Hardwire Plate | 135 | Wrap-Around Extended Corner – 90° — Wrap-Around Extended/Wrap-Around Extended Transitional | 224 |
| Hardwire — Top Feed Module, Hardwired (Pole Only) | 135 | Notched Corner – 90° — Notched/Notched Transitional | 228 |
| Hardwire — End-of-Run Top Feed Module, Hardwired (Pole Only) — Connections and Below WS Power | 136 | Notched Extended Corner – 90° | 229 |
| Hardwire — End-of-Run Top Feed Module, Hardwired (Pole Only) — Beam Only | 136 | Angled Corner – 90° — Angled/Angled Transitional | 231 |
| Hardwire — Raceway Retrofit Kits | 137 | Adaptable Worksurfaces — Convergent | |
| Hardwire — Raceway Covers | 138 | General Specifications | 232 |
| Hardwire — Hardwire Power Kit — Single Sided for 26”(660mm)H Below WS, Connections and 42”(1067mm)H Panels at the Beltline | 139 | Rectangular | 233 |
| Hardwire — Hardwire Power Kit — Double Sided for 26”(660mm)H Below WS, Connections and 42”(1067mm)H Panels at the Beltline | 139 | D-Shape Convergent | 234 |
| Hardwire — Hardwire Power Kit for Beltline, 50”H or Greater, Below WS and Standing Height | 140 | D-Shape Ender Convergent | 235 |
| Hardwire — Hardwire Power Kit — Single Sided for Beam | 141 | D-Shape Convergent Wrap-Around | 236 |
| Hardwire — Hardwire Power Kit — Double Sided for Beam | 141 | Radius Convergent — Radius Rectangular/Radius Wedge | 238 |
| Hardwire — Receptacle Plate, Hardwired | 142 | Radius Half Convergent — Rectangular/Wedge | 239 |
| Hardwire — Receptacle Plate, Hardwired | 142 | Wedge Half Convergent Plus | 240 |
| Gallery Panel | | Adaptable Worksurfaces — Conference End | |
| Gallery Panel to Full Panel — Catalog Logic | 143 | Conference End/Key Conference End | 241 |
| Gallery Panel to Beam — Catalog Logic | 144 | Adaptable Worksurfaces — 120° Link | 242 |
| Gallery Panel to Gallery Panel — Catalog Logic | 145 | Adaptable Worksurfaces — Triangular Key | 243 |
| Gallery Panel to Compose Panel End-of-Run | | Adaptable Worksurfaces — Rectangular Key | 244 |
| L/R (Left or Right Mount) | 146 | Adaptable Worksurfaces | |
| W/E (Half Left or Half Right Mount) | 149 | Countertop | 245 |
| C (Center Mount) | 154 | Adaptable Worksurfaces — Adjustable Split Top | |
| Gallery Panel to Compose Panel Intermediate | | Rectangular | 246 |
| T (Two-Sided Left/Right) | 157 | Corner — 90° | 246 |
| H (Two-Sided Half Left/Right) | 160 | Worksurface Support | |
| X (Center - Two Sided Mount) | 163 | Worksurface Support Panels | 247 |
| Gallery Panel to Compose Beam End-of-Run | | Worksurface Support Panels — Anti Dislodgement Bracket for use with Worksurface Support Panels | 248 |
| L/R (Left or Right Mount) | 166 | Standard Cantilever Bracket | 249 |
| W/E (Half Left or Half Right Mount) | 169 | Standard Mini Cantilever Bracket | 249 |
| C (Center Mount) | 174 | Connections Cantilever Bracket | 249 |
| Gallery Panel to Compose Beam Intermediate | | Beam Cantilever Bracket | 250 |
| T (Two Sided Left/Right) | 177 | Gallery Panel Cantilever Bracket | 250 |
| H (Two Sided Half Left/Right) | 180 | Standard Link Cantilever Bracket | 251 |
| X (Center - Two-Sided Mount) | 183 | Side/Corner Bracket — Full Panel | 251 |
| Gallery Panel to Gallery Panel Face Attachment | | Side/Corner Bracket for use with Knife Edge — Full Panel | 251 |
| L/R (Left or Right Mount) | 186 | Side/Corner Bracket — 26”(660mm)H, Connections or Beam | 252 |
| C (Center Mount) | 189 | Flush Mount Plate | 252 |
| Gallery Panel to Gallery Panel End Attachment | | Work Rail Top Trim Off-Modular Bracket | 252 |
| I (90° Face or Post Connection) | 192 | Gallery Panel Attachment Bracket | 253 |
| S (Straight In-Line Add-On) | 195 | Convergent Bracket | 253 |
| Gallery Panel Accessories | | Countertop Bracket Kit | 254 |
| Brackets — Tie Plate | 198 | Gallery Panel Countertop/OSU Bracket Kit | 254 |
| Glass Topper — Gallery Panel Mounting | 199 | Column Leg | 255 |
| Topper Holder Kit | 201 | Straight Leg Basic — Height Adjustable | 255 |
| Insert Glass — Gallery Panel Glass Ready Option | 202 | Single Support Leg | 255 |
| Trim Post — Variable Height — Intermediate Intersection | 204 | Support Post— Height Adjustable | 256 |
| Trim Post — 3-Way or 4-Way — Intermediate Full Height | 205 | Support Column | 256 |
| Adaptable Worksurfaces — Rectangular | | End Leg Kit | 257 |
| General Specifications | 208 | Return Leg Kit | 257 |
| Rectangular | 209 | P-Leg | 258 |
| Rectangular Transition | 211 | Double Support Leg | 258 |
| Swell/Inverse Swell — Swell/Inverse Swell | 212 | Worksurface Accessories | |
| Wedge/Sharp Wedge—Wedge/Sharp Wedge | 213 | Worksurface Reinforcement Channel | 259 |
| Rectangular Radius End | 216 | Worksurface Reinforcement Bar | 259 |
| Adaptable Worksurfaces — Corner | | Stanchions | 260 |
| General Specifications | 217 | Panel-to-Storage Bracket | |
| Bent | 218 | A Series / Be_Hold | 261 |
| 120° Rectangular Radius and Square End — 120° Rectangular Radius End/120° Rectangular Square End | 219 | Compose Storage | 261 |
| Wrap Around Corner – 120° | 220 | X Series – Attached Pedestal | 261 |
| Merger Corner – 90° | 221 | X and V Series Attached 2H Storage | 261 |
| | | Beside Pantry / X and V Series Freestanding | 261 |
| | | Upper Storage | |
| | | Storage Box | 263 |

Table of Contents

Storage Box Accessories

Ganging Flat Bracket for Storage Box 270

Upper Storage — Adaptable

Overhead Storage Unit — Standard Mount 271
Overhead Storage Unit — Up Mount 276
Open Shelf Standard Mount 281
Shelf Divider 281
Overhead Storage Unit / Shelf Gang Clip 281

Wall Mount Components

Overhead Storage Unit — Wall Mount 282
Wall Track 287
Back for Wall Mounted Overhead Storage Unit 287
Worksurface and Gallery Panel Wall Mount Bracket 287
Tackboard, Wall Mount 288
Markerboard, Wall Mount 288

Lighting

Task — Reed Premiere™ Stand-Alone LED Task Light 289
Task — Reed Premier™ Starter LED Task Light 289
Task — Reed Premiere™ Add-On LED Task Light — For Use
with Reed Premier Starter LED Task Lights 290
Task — Reed Premier™ Add-On Occupancy Sensor 290
Task — Adjustable LED Task Light – Stand-Alone 291
Task — Adaptable LED Task Light – Starter Kit 291
Task — Adaptable LED Task Light – Add-On Kit 292

Fabrics and Finishes

Finish/Color Legend 294

COM Yardage Requirements

Compose Tile Fabric Usage 296


Index 298

Lifetime Product Warranty Inside Back Cover

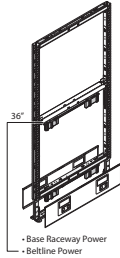
Statement of Line

Structures

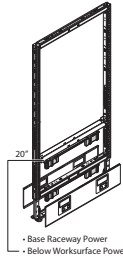
Pages 28-39



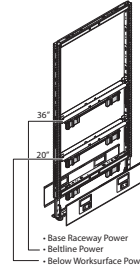
• Base Raceway Power
Full Panel Frame




36°
• Base Raceway Power
• Beltline Power
• Below Worksurface Power
Full Panel Frame



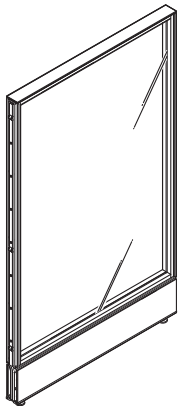
20°
• Base Raceway Power
• Below Worksurface Power
Full Panel Frame



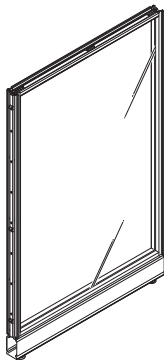
36°
20°
• Base Raceway Power
• Beltline Power
• Below Worksurface Power
Full Panel Frame



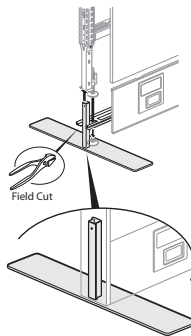
Open Base



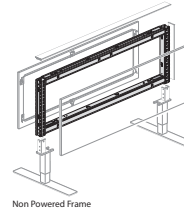
Glass Panel with Raceway Cover



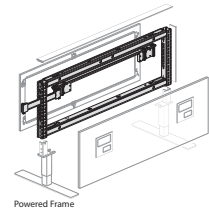
Glass Panel without Raceway Cover



Field Cut
Full Panel Frame Foot



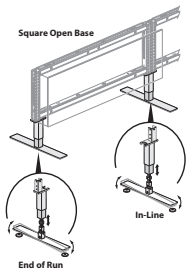
Non Powered Frame



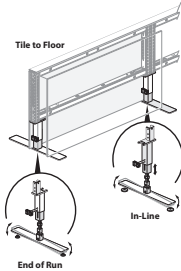
Powered Frame

Connections Frame

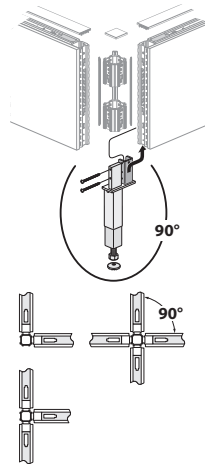
Connections Frame



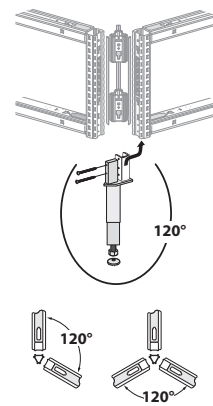
Square Open Base
Connections Frame Leg — In-Line and End-of-Run Condition



Tile to Floor
Connections Frame Leg — In-Line and End-of-Run Condition

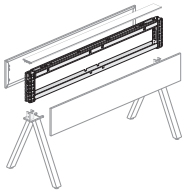


90°
Connections Frame Leg — 2-, 3-, 4-Way Intersection

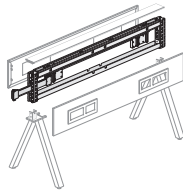


120°
Connections Frame Leg — 2-, 3-, 4-Way Intersection

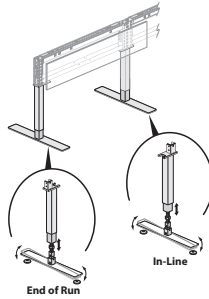
Statement of Line



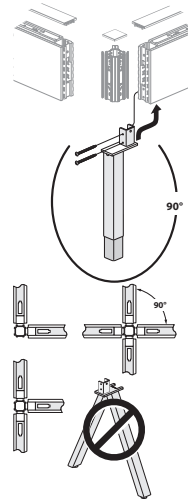
Beam Frame — Non Powered Frame



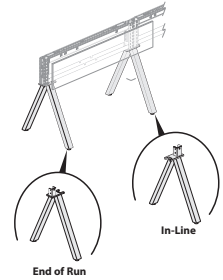
Beam Frame — Powered Frame



Beam Frame Leg — Straight Leg with Foot — In-Line and End-of-Run Condition



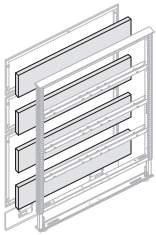
Beam Frame Leg — Straight Leg — 2-, 3-, 4-Way Intersection



Beam Frame Leg — A Leg — In-Line and End-of-Run Condition

High Acoustical Inserts

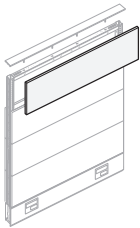
Page 40



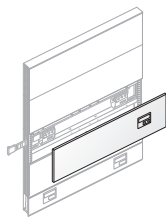
High Acoustical Insert

Tiles – Full Panel, Connections and Stack Frame

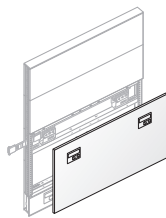
Pages 42-64



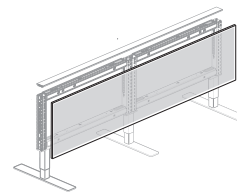
Tiles – Full Panel, Connections and Stack Frame



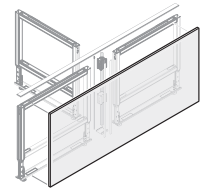
Tiles – Full Panel, Connections and Stack Frame



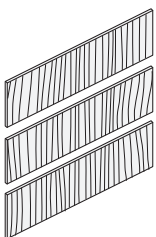
Tiles – Full Panel, Connections and Stack Frame



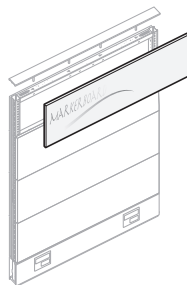
Tiles – Full Panel, Connections and Stack Frame



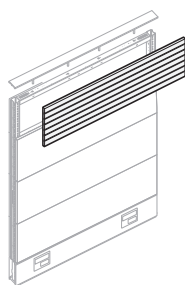
Tiles – Full Panel, Connections and Stack Frame



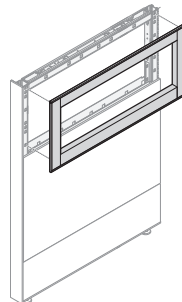
Matched Natural Wood Tile Set



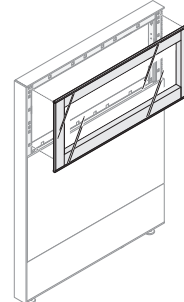
Markerboard



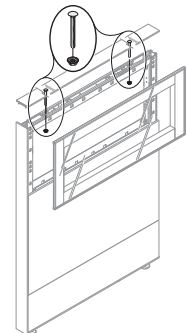
Slat



Open Frame



Glass

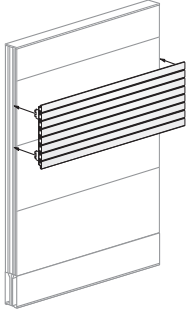


Hardware Kit — Glass Tile/Open Frame Tile (10 bolts/nuts)

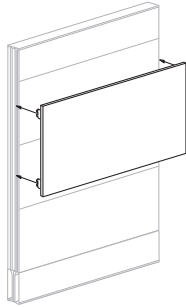
Statement of Line

External Mount Tiles — Full Panel and Connections

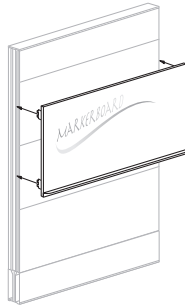
Pages 65-66



Slat, 16" External Mount



Tackboard, External Mount



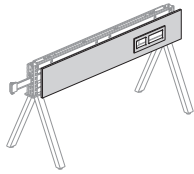
Markerboard, External Mount

Tiles - Beam

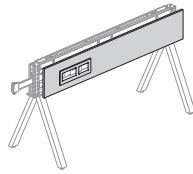
Pages 67-71



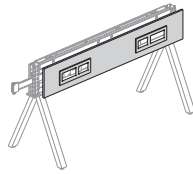
Tiles - Beam



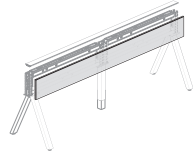
Tiles - Beam



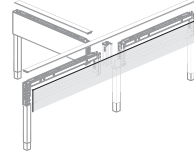
Tiles - Beam



Tiles - Beam



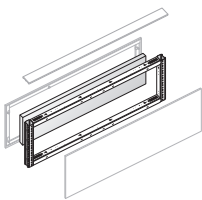
Tiles - Beam



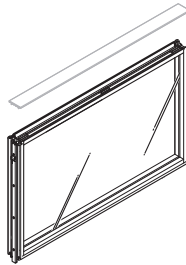
Tiles - Beam

Panel Accessories

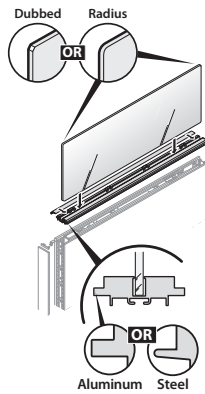
Pages 72-107



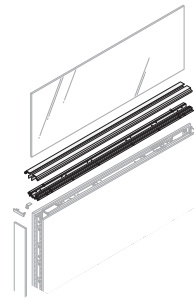
Stack Frame



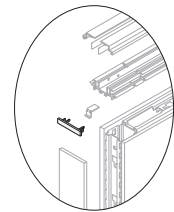
Glass Stack



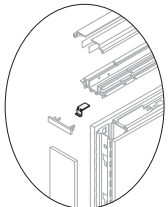
Frameless Glass and Rail Kit



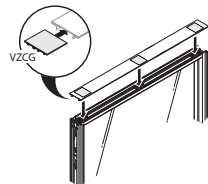
Frameless Glass Bottom Rail



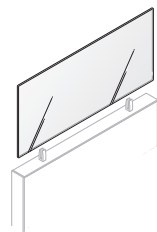
Bottom Rail End Cap



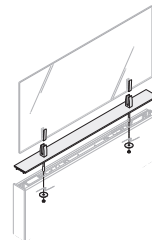
Frameless Glass — End-of-Run Clip for use with Aluminum Bottom Rail



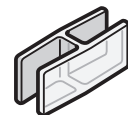
Glass Top Trim Clip Kit



Glass Topper

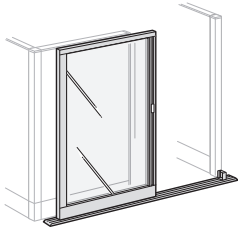


Glass Topper — Bottom Rail Kit

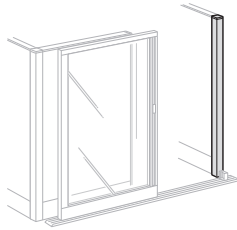


Alignment Clip Kit

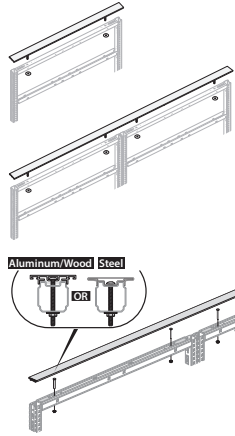
Statement of Line



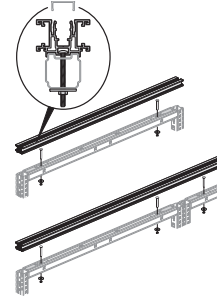
Sliding Door



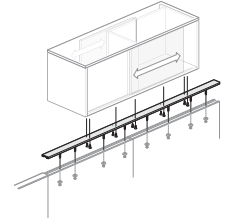
Filler Post — Sliding Door



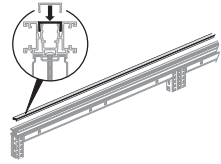
Top Trim — Steel, Aluminum, Wood



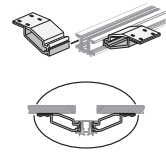
Top Trim — Work Rail



Top Trim — Off Modular Top Trim



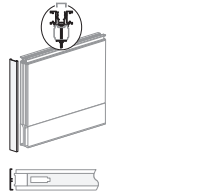
Top Trim — Work Rail Top Trim Cover



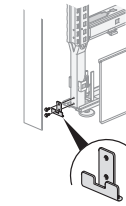
Top Trim — Work Rail Top Trim Off-Modular Bracket



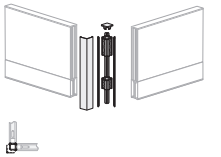
Full Panel — End-of-Run Trim — Steel/Aluminum/Wood



Full Panel — End-of-Run Trim — Work Rail



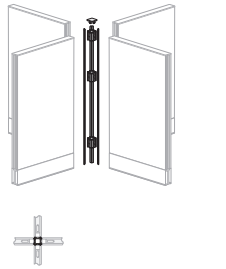
Full Panel — End-of-Run Steel Trim Bottom Bracket Clip



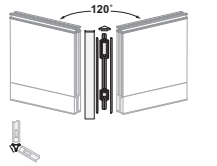
Full Panel — Trim and Corner Connectors — Steel, Aluminum, Wood



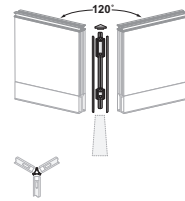
Full Panel — Trim and Corner Connectors — Steel, Aluminum, Wood



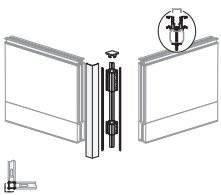
Full Panel — Trim and Corner Connectors — Steel, Aluminum, Wood



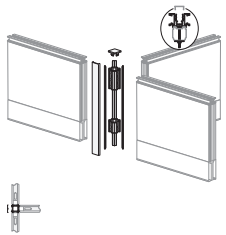
Full Panel — Trim and Corner Connectors — Steel, Aluminum, Wood



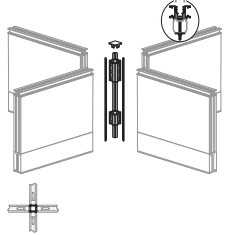
Full Panel — Trim and Corner Connectors — Steel, Aluminum, Wood



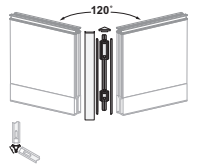
Full Panel — Trim and Corner Connectors — Work Rail



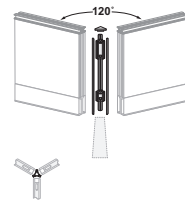
Full Panel — Trim and Corner Connectors — Work Rail



Full Panel — Trim and Corner Connectors — Work Rail

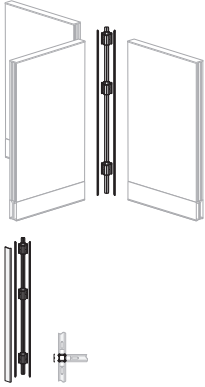


Full Panel — Trim and Corner Connectors — Work Rail



Full Panel — Trim and Corner Connectors — Work Rail

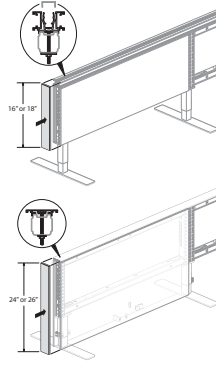
Statement of Line



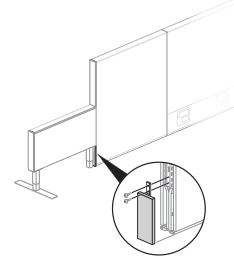
Full Panel — Trim and Corner Connectors — 3- & 4-Way Intersection — Top Cap



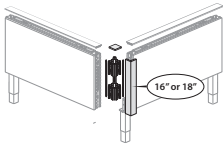
Full Panel — Trim and Corner Connectors — 3- & 4-Way Intersection — Top Cap



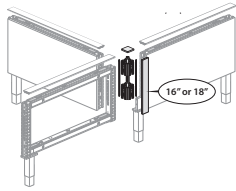
Connections — End-of-Run Trim



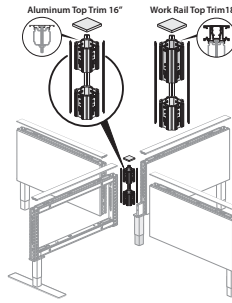
Connections — Raceway End-of-Run Cover



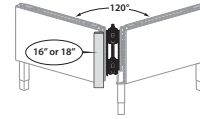
Connections — Trim and Corner Connectors



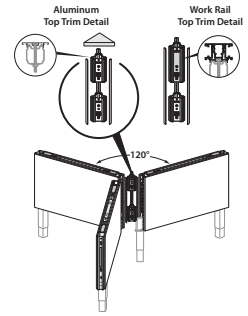
Connections — Trim and Corner Connectors



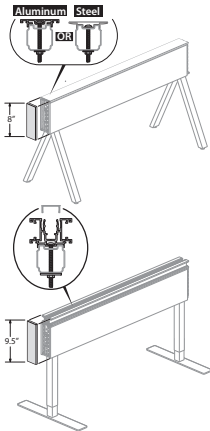
Connections — Trim and Corner Connectors



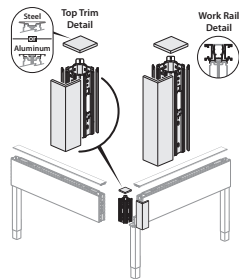
Connections — Trim and Corner Connectors



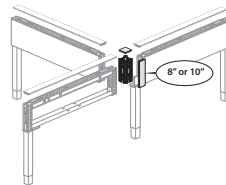
Connections — Trim and Corner Connectors



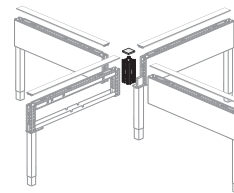
Beam — End-of-Run Trim



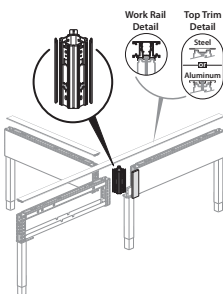
Beam — Trim and Corner Connectors



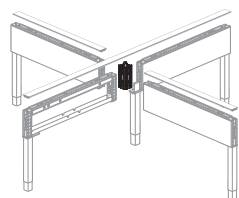
Beam — Trim and Corner Connectors



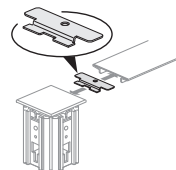
Beam — Trim and Corner Connectors



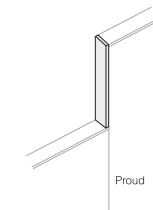
Beam — Trim and Corner Connectors — No Top Cap



Beam — Trim and Corner Connectors — No Top Cap

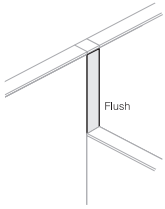


Beam — Steel Trim Top Cap Aligner Clip



Variable Height Trim — Proud


Statement of Line



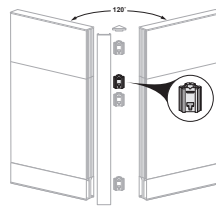
Variable Height Trim 3-Way & 4-Way — Flush 90°



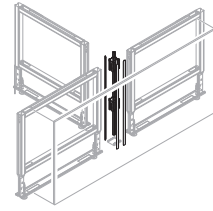
Variable Height Trim (Flush) — 120°



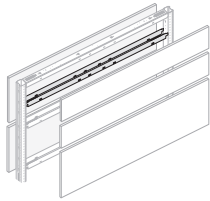
Corner Block Assembly — 90°



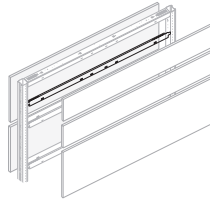
Corner Block Assembly — 120°



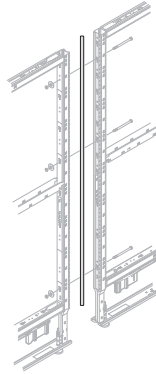
3-Way Intersection — Spanning Tile Corner Blocks



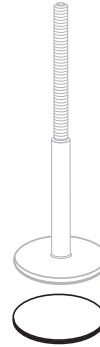
Aligner/Light Block



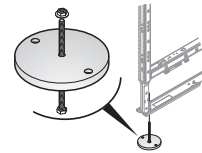
Half Aligner/Light Block



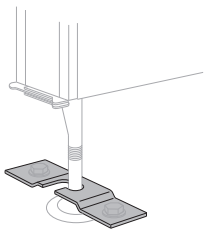
Vertical Light Block (Between Panel)



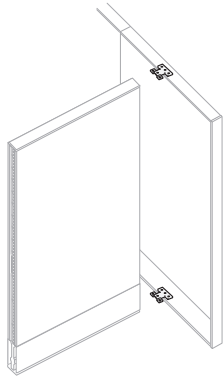
Friction Pad



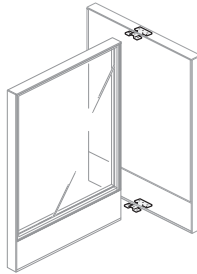
Seismic Anchoring Kit



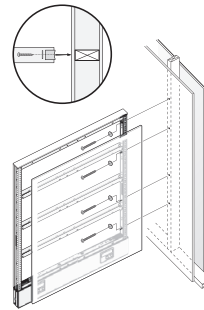
Anchoring Bracket



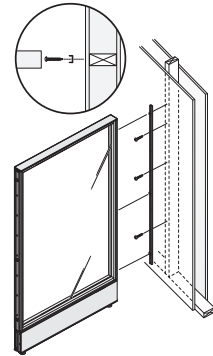
T-Mount



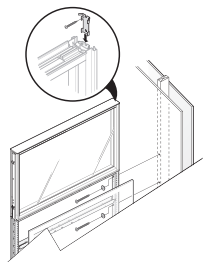
T-Mount



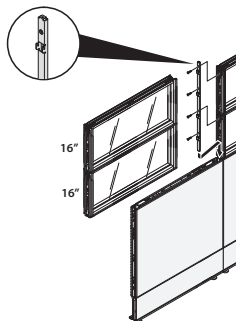
Panel Frame Wall Mount



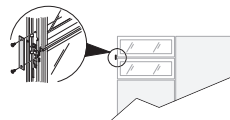
Glass Panel Wall Mount



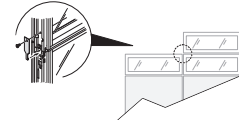
Tie Bracket Kit - Glass Stack



Glass to Glass Connectors — In-Line



Glass to Glass Connectors — End-of-Run/Intersection

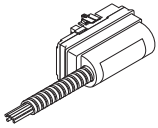


Glass to Glass Connectors — Variable Height

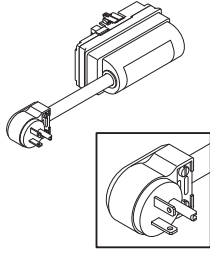
Statement of Line

Electrical Components

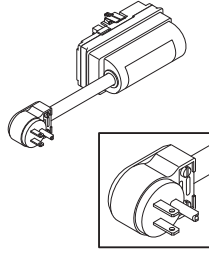
Pages 108-142



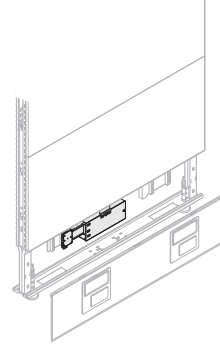
**Base Feed Module —
Hardwire Connection**



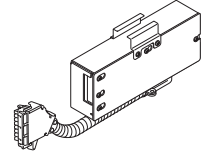
**Single Circuit Base Feed Module —
Receptacle Connection with
Power Cord**



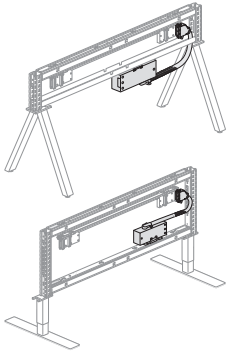
**Single Circuit Base Feed Module —
Receptacle Connection with
Power Cord**



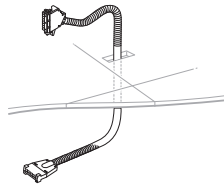
**Base Feed Module — Concealed
Hardwire Connection**



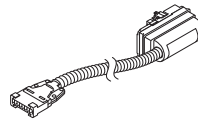
**Base Feed Module — Hardwire
Connection**



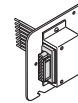
**Base Fee Module — Hardwire Connection —
Connections and Beams**



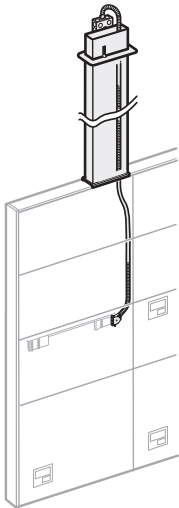
**Internal Power Base AI
Base Feed**



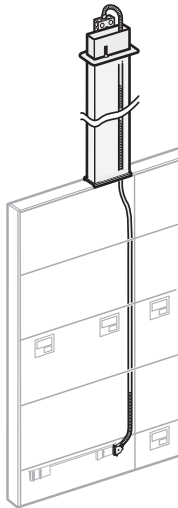
**Raised Floor Infeed Base
Feed Module**



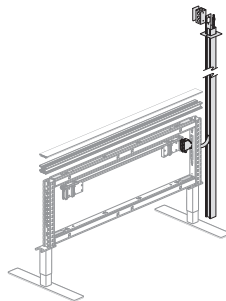
**Wall Feed Field
Wired 1 Port**



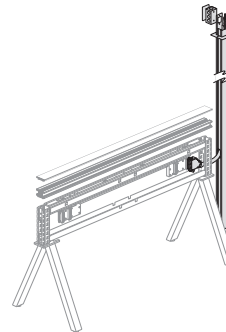
Top Feed Module



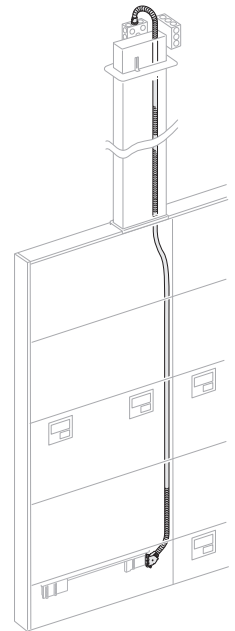
**Top Feed Module — Base
Raceway Connection**



**End-of-Run Top Feed Module —
Connections only**

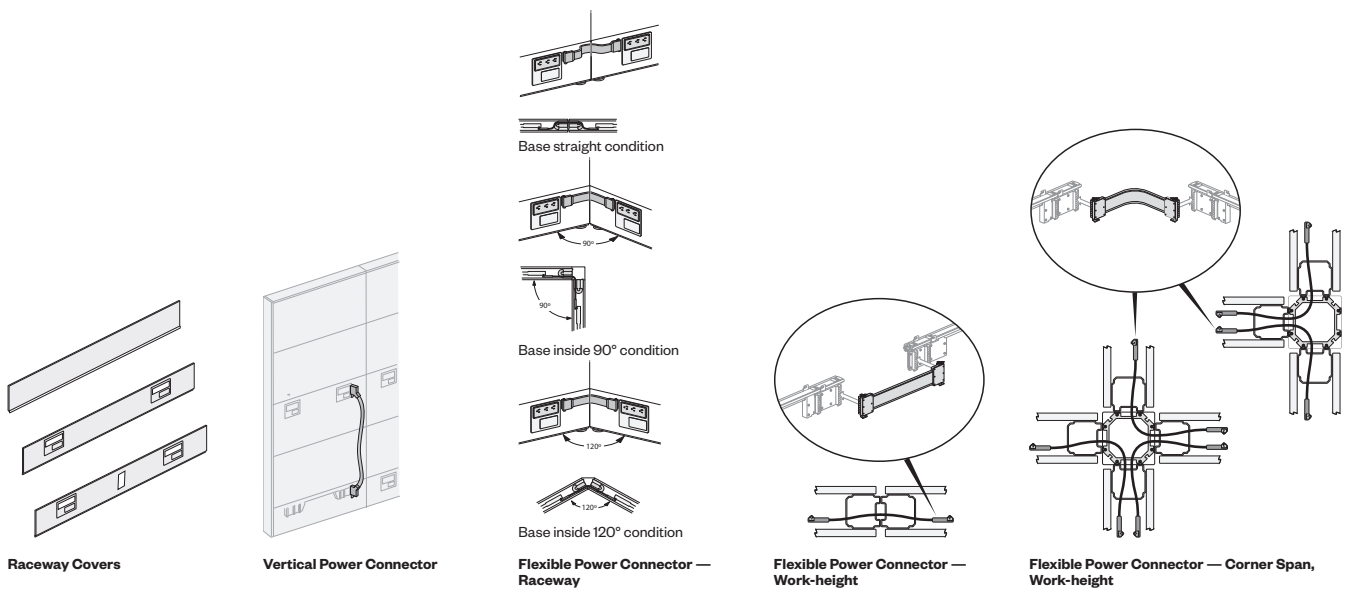
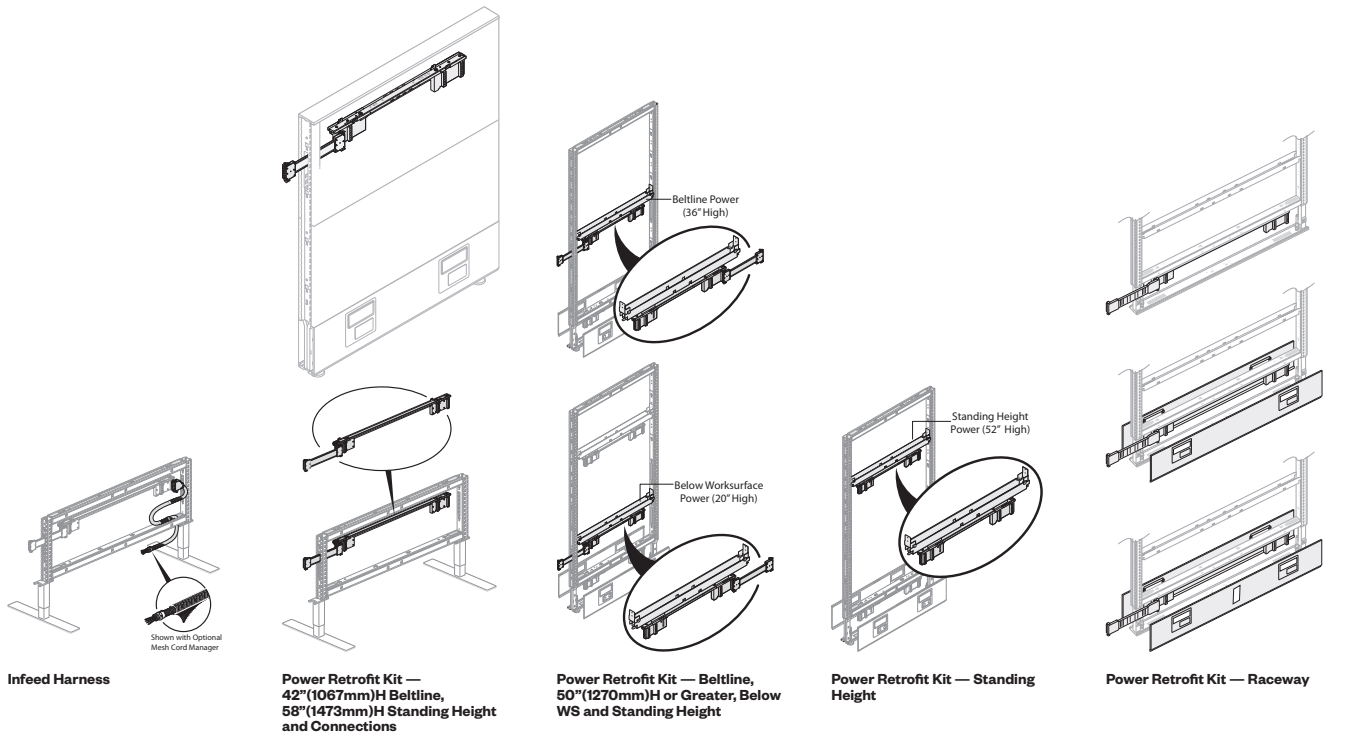


**End-of-Run Top Feed Module —
Beam only**

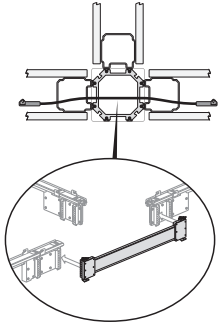


Full Panel Infeed Harness

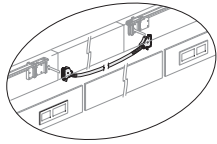
Statement of Line



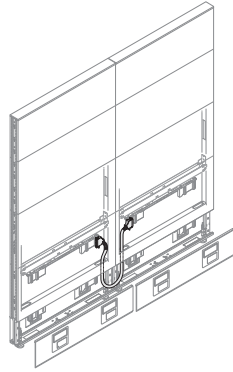
Statement of Line



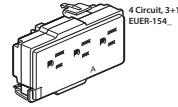
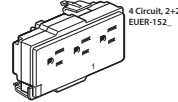
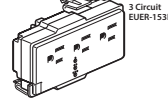
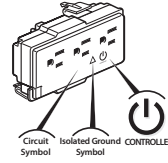
Flexible Power Connector — Straight Span, Raceway/ Work-height



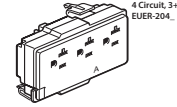
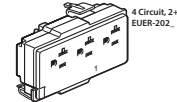
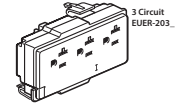
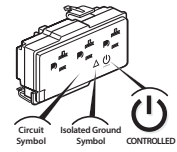
Extended Power Connector



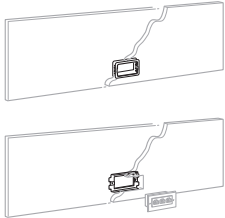
Power Connector — Below WS



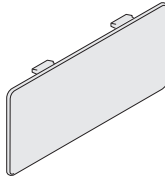
Triplex Receptacle — 15 Amp



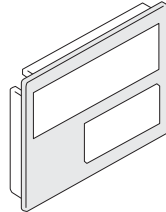
Triplex Receptacle — 20 Amp



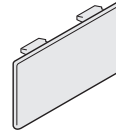
Information Plate Communication Port Kits



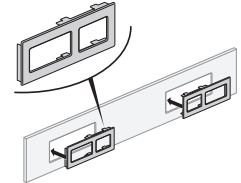
Receptacle Blank Cover



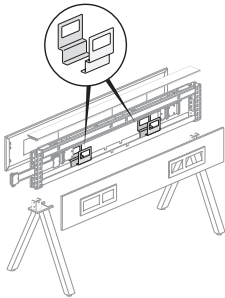
Power and Communication Bezel — Full Panel and Connections



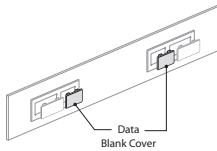
Data Blank Cover — Full Panel and Connections



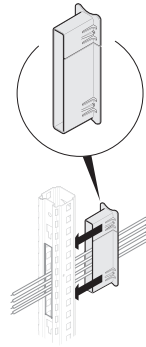
Power and Communication Bezel — Beam



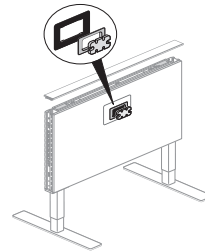
Communication Data Bracket — Beam



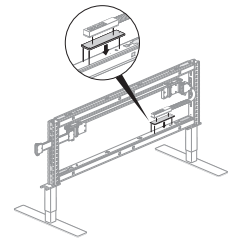
Data Blank Cover — Beam



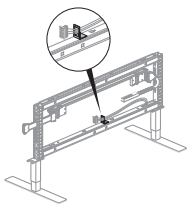
Frame Rail Grommet



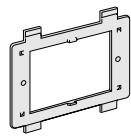
Tile Grommet Kit



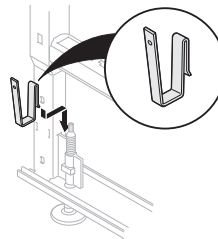
Frame Mounted Power Tap Bracket — Concealed



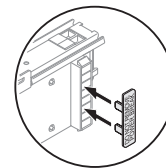
Frame Mounted Data Plate Bracket — Concealed



Adaptor Plate, Single Gang

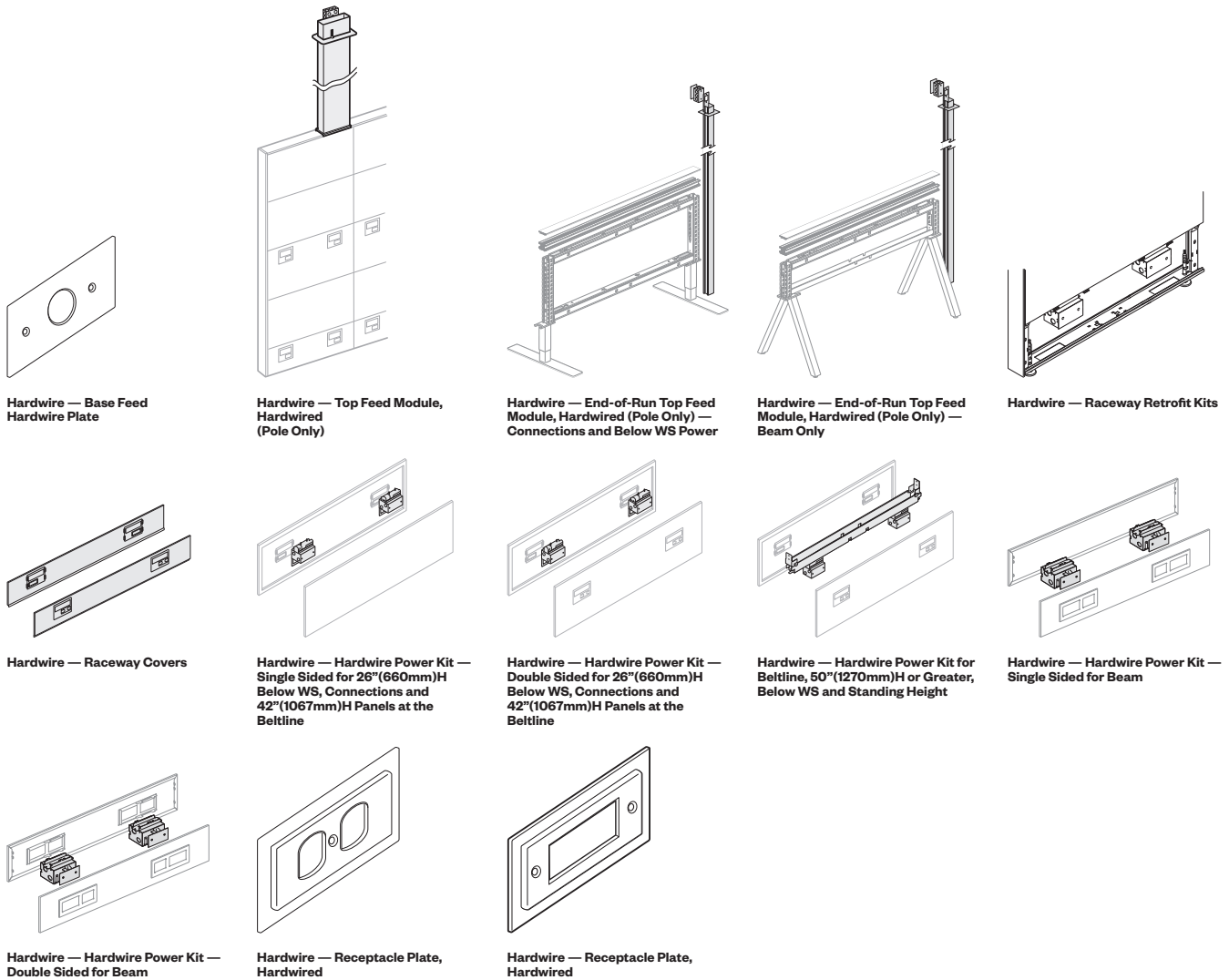


Cable Management Bracket



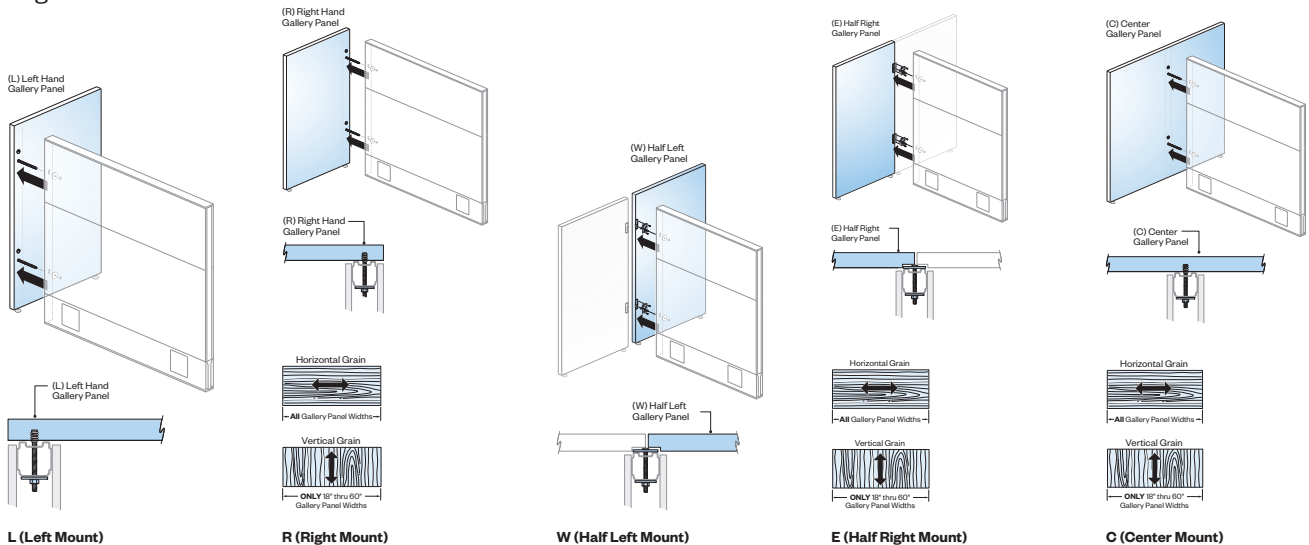
Power Break Marker

Statement of Line



Gallery Panel to Compose Panel End-of-Run

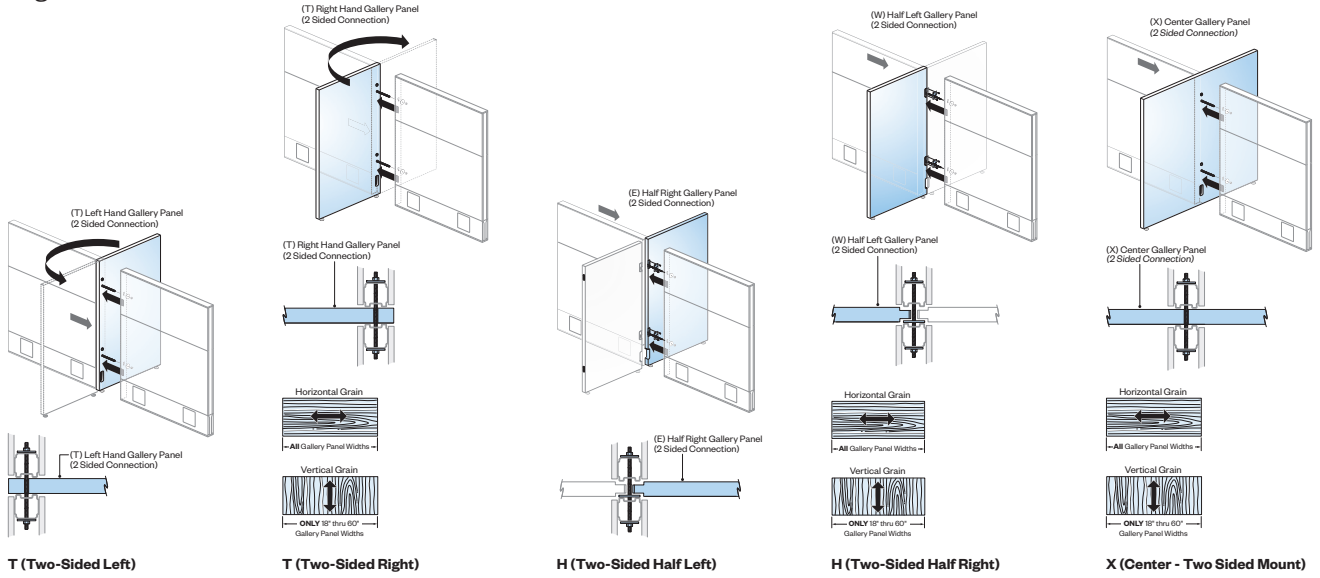
Pages 146-154



Statement of Line

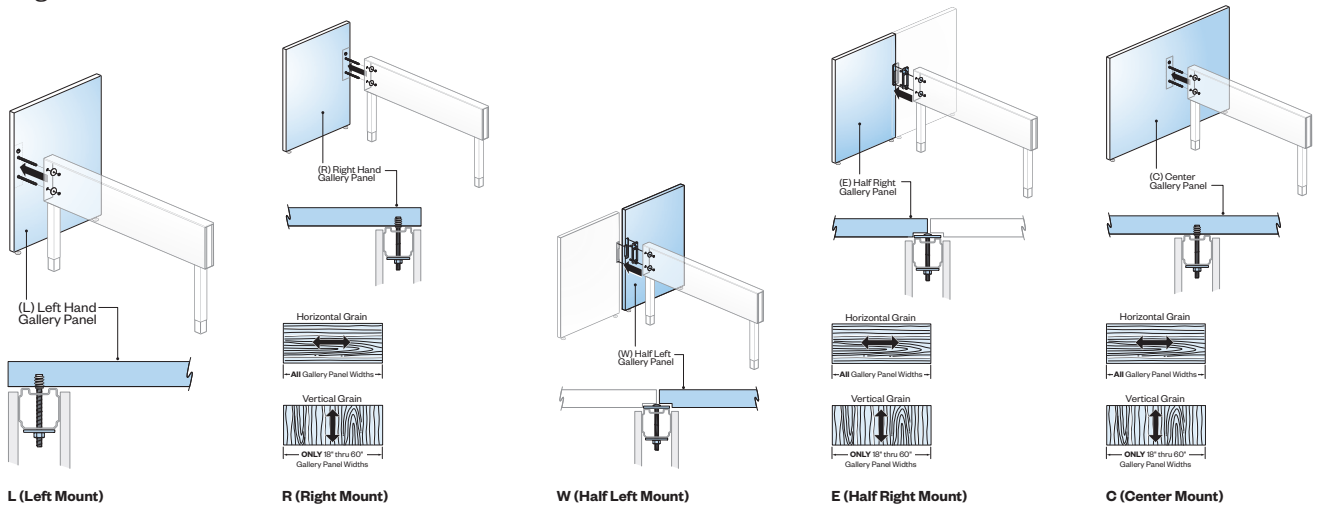
Gallery Panel to Compose Panel Intermediate

Pages 157-163



Gallery Panel to Compose Beam End-of-Run

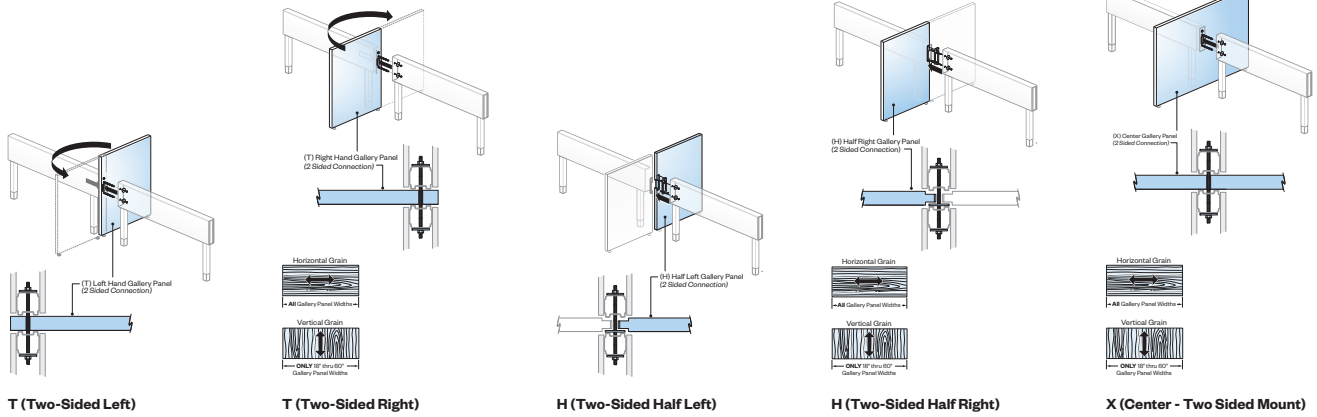
Pages 166-174



Statement of Line

Gallery Panel to Compose Beam Intermediate

Pages 177-183



T (Two-Sided Left)

T (Two-Sided Right)

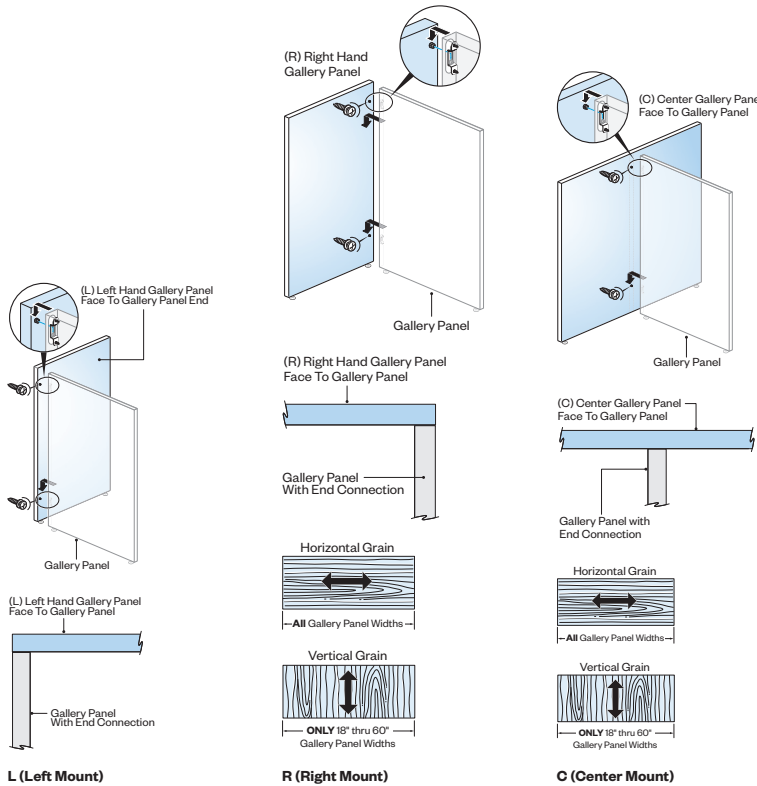
H (Two-Sided Half Left)

H (Two-Sided Half Right)

X (Center - Two Sided Mount)

Gallery Panel to Gallery Panel Face Attachment

Pages 186-189



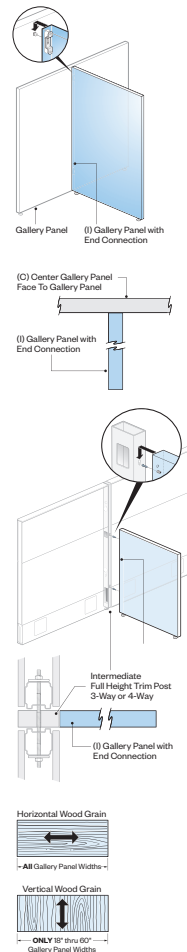
L (Left Mount)

R (Right Mount)

C (Center Mount)

Gallery Panel to Gallery Panel End Attachment

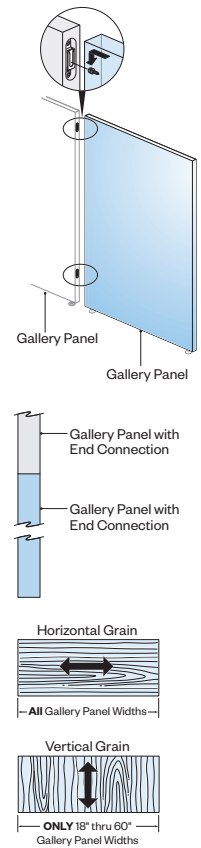
Page 192



I (90° Face or Post Connection)

Gallery Panel to Gallery Panel Face Attachment

Page 195

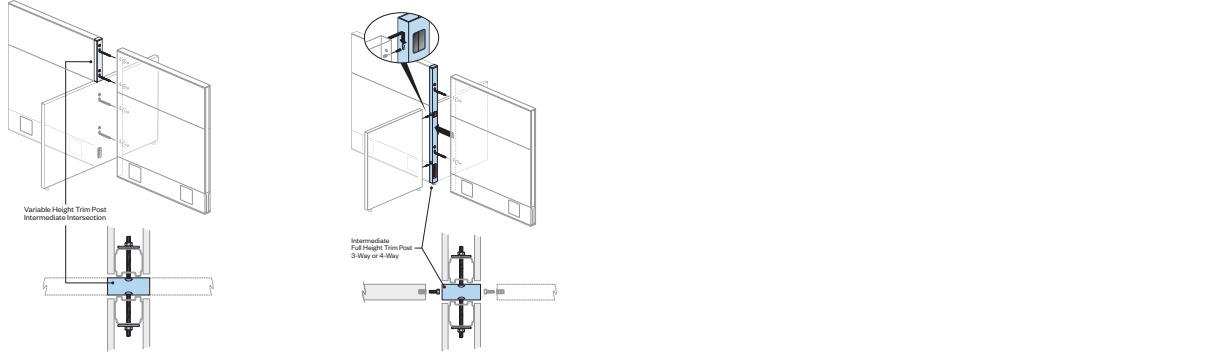
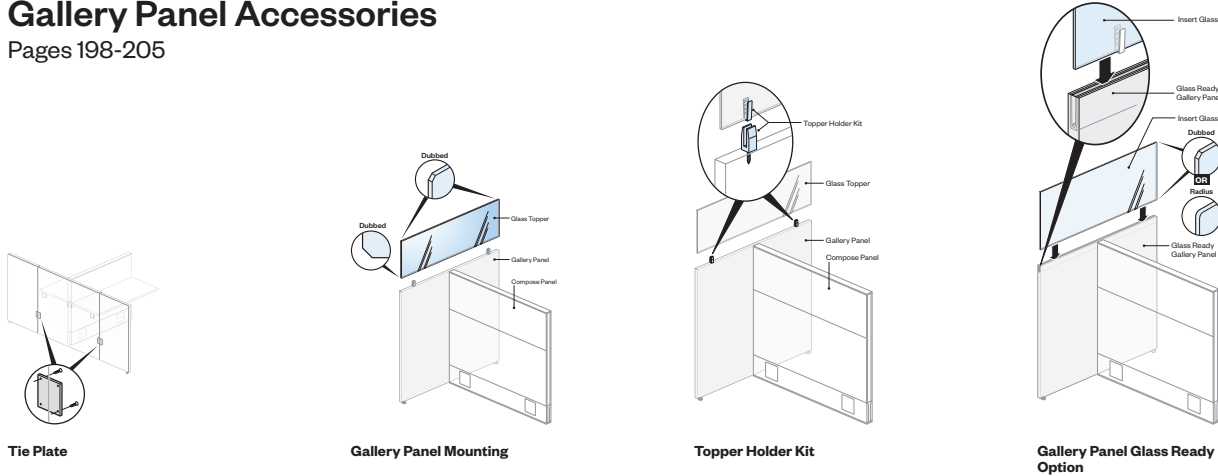


S (Straight In-Line Add-On)

Statement of Line

Gallery Panel Accessories

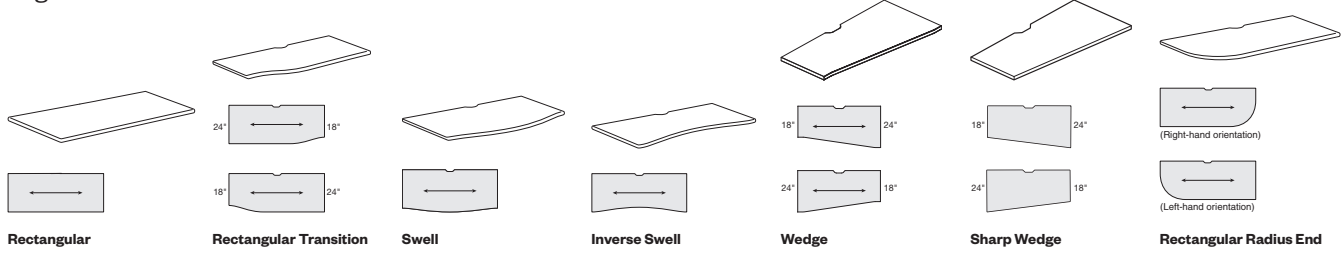
Pages 198-205



Variable Height — Intermediate Intersection 3-Way or 4-Way — Intermediate Full Height

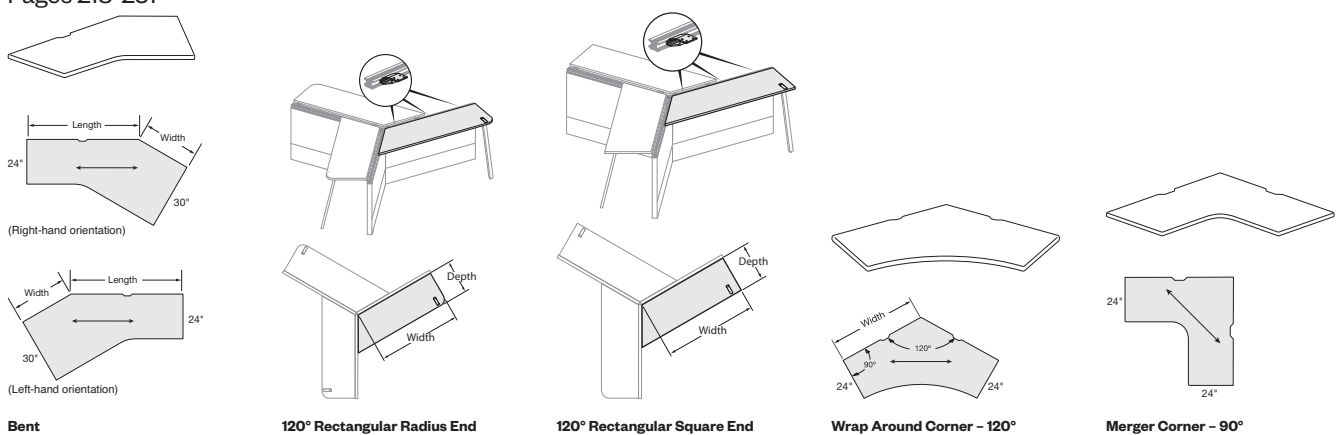
Adaptable Worksurfaces — Rectangular

Pages 209-216

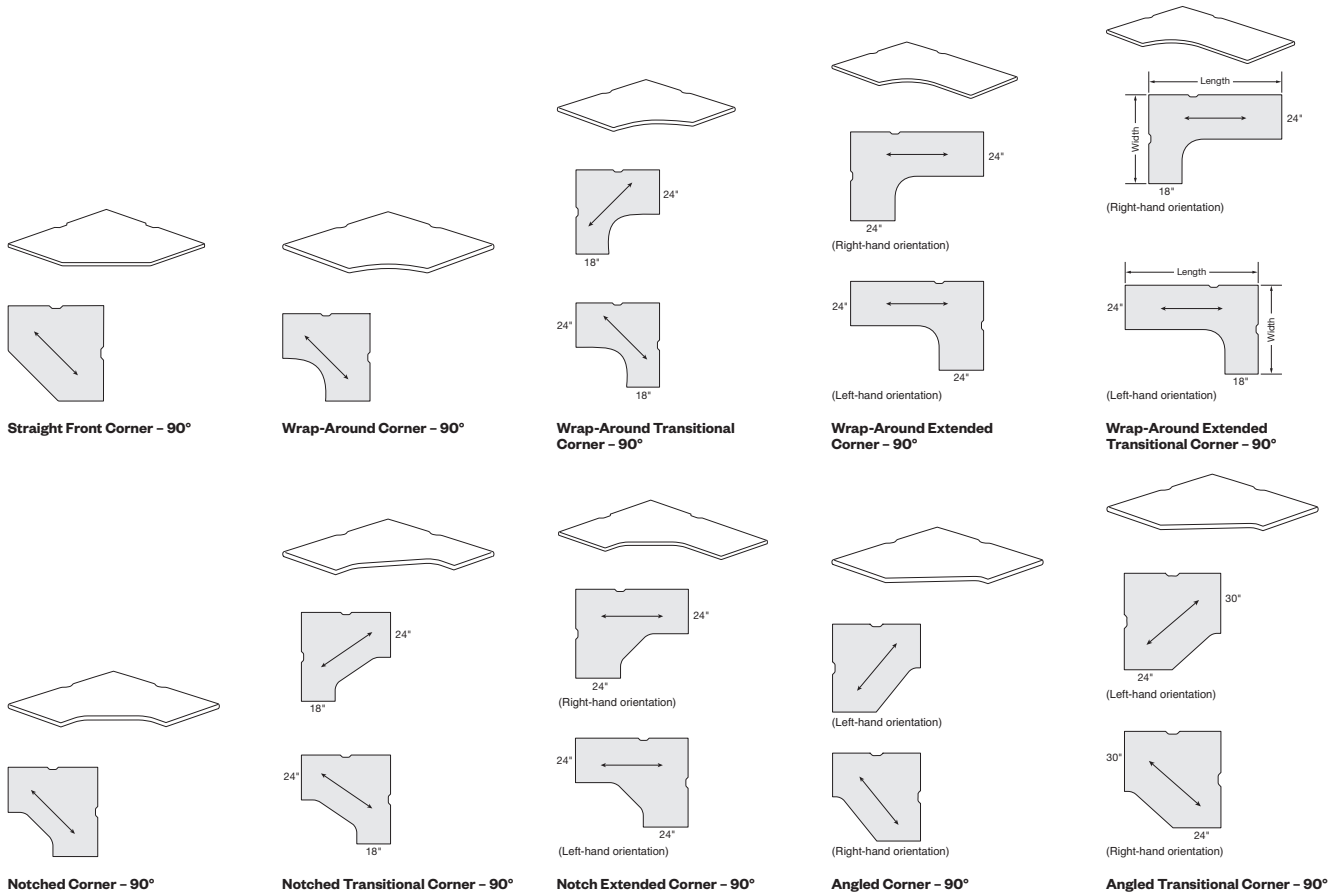


Adaptable Worksurfaces — Corner

Pages 218-231

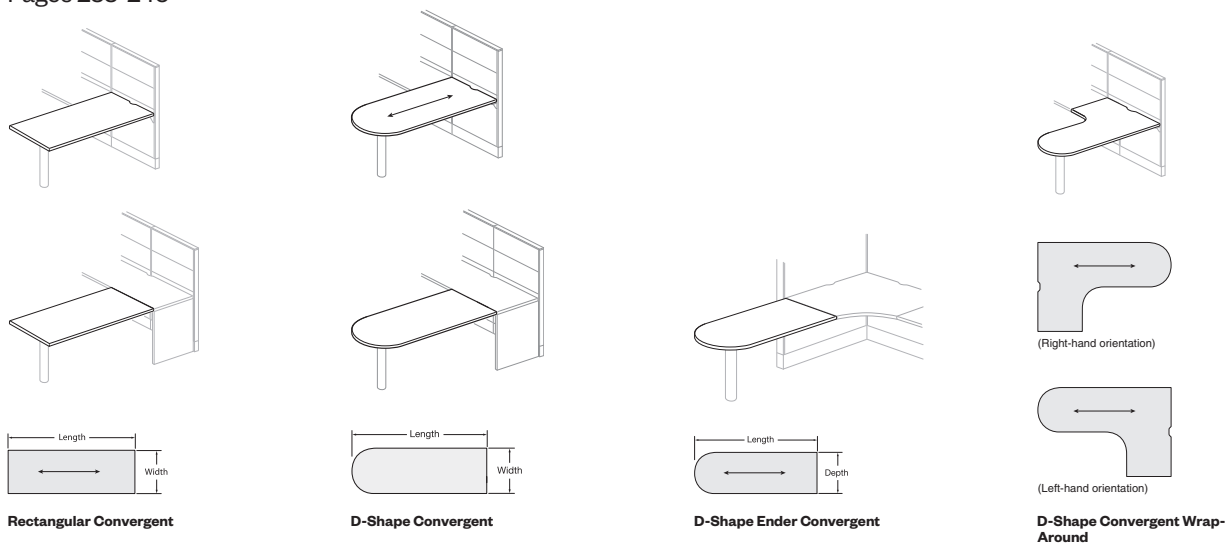


Statement of Line

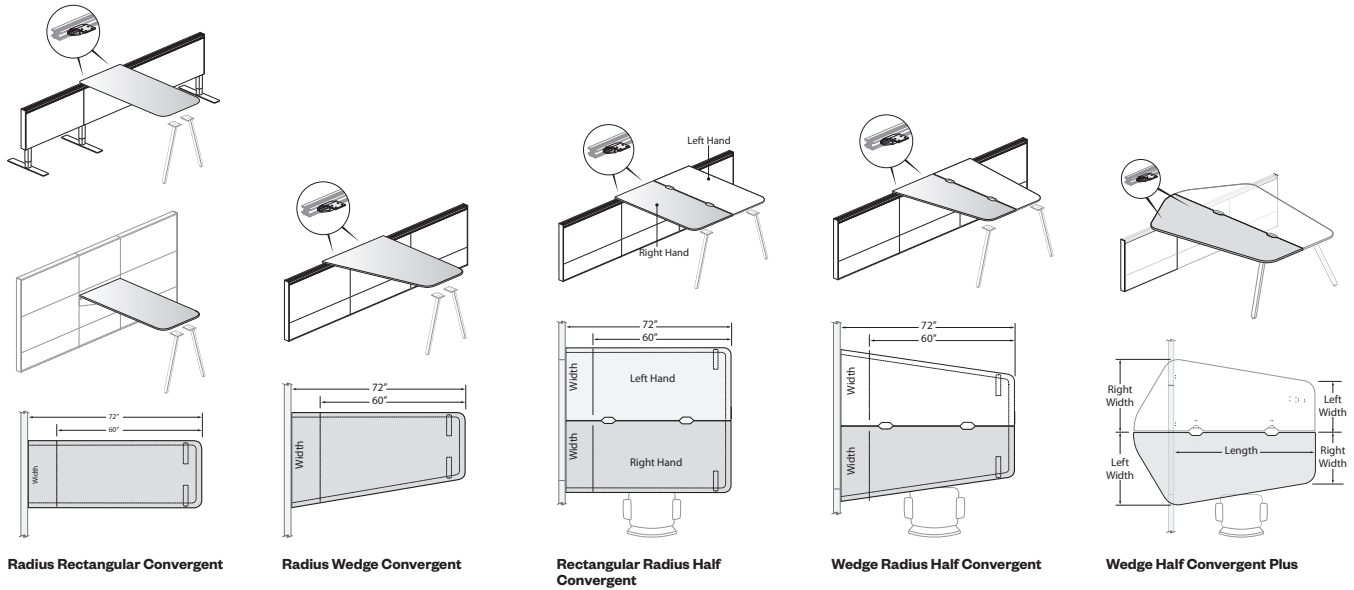


Adaptable Worksurfaces — Convergent

Pages 233-240

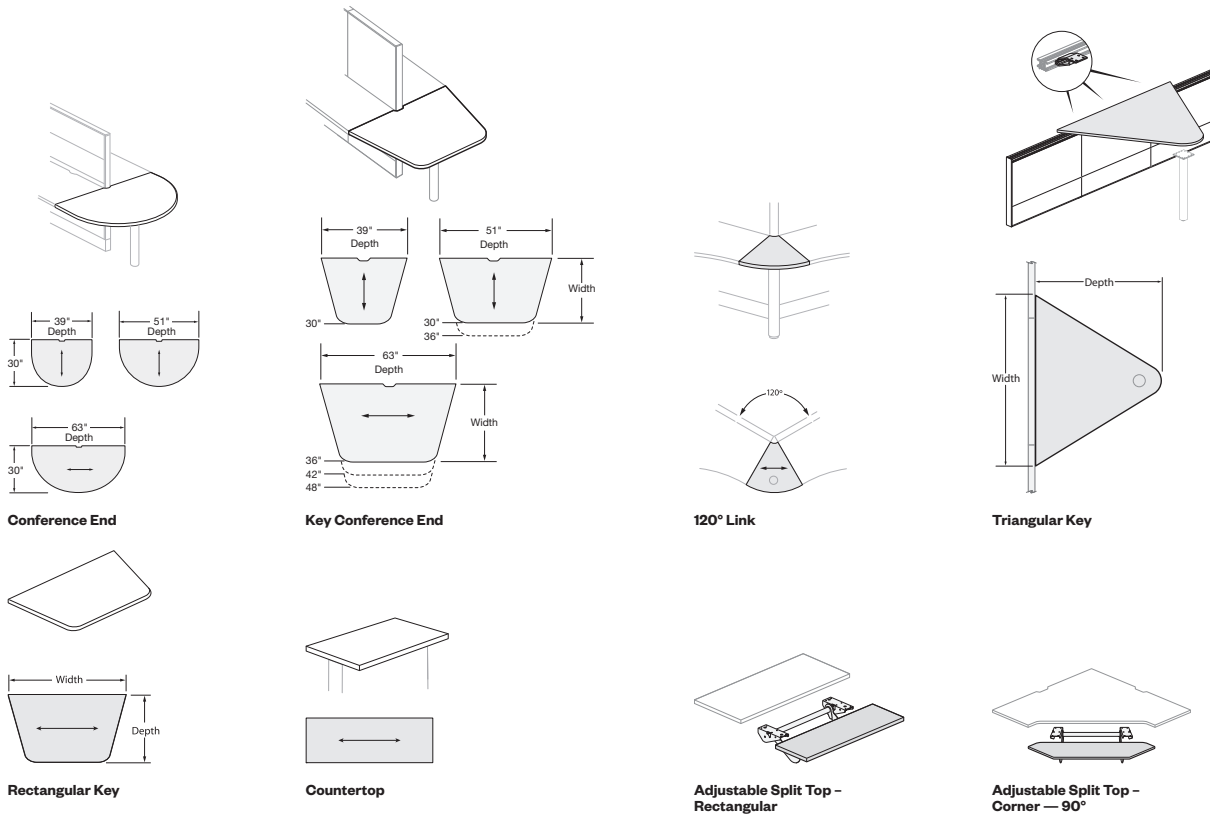


Statement of Line



Adaptable Worksurfaces

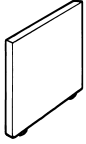
Pages 241-246



Statement of Line

Worksurface Support — Worksurface Support Panels

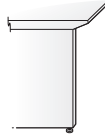
Pages 247-248



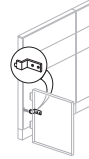
Worksurface Support Panel



Edgeband



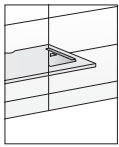
Knife



Anti Dislodgement Bracket for use with Worksurface Support Panels

Worksurface Support

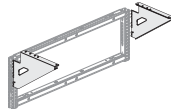
Pages 249-258



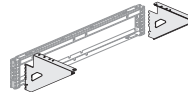
Standard Cantilever Bracket



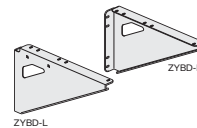
Standard Mini Cantilever Bracket



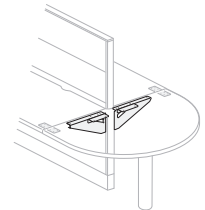
Connections Cantilever Bracket



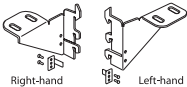
Beam Cantilever Bracket



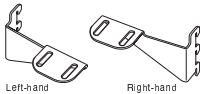
Gallery Panel Cantilever Bracket



Standard Link Cantilever Bracket



Side/Corner Bracket — Full Panel



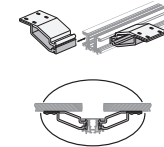
Side/Corner Bracket for use with Knife Edge — Full Panel



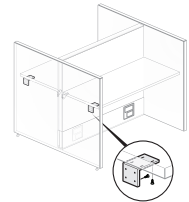
Side/Corner Bracket — 26” (660mm)H, Connections or Beam



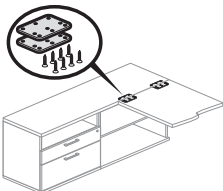
Flush Mount Plate



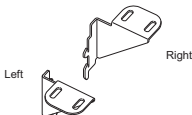
Work Rail Top Trim Off-Modular Bracket



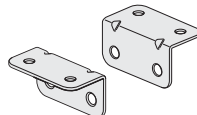
Gallery Panel Attachment Bracket



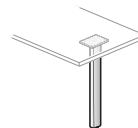
Convergent Bracket



Countertop Bracket Kit



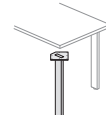
Gallery Panel Countertop/ OSU Bracket Kit



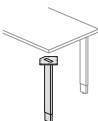
Column Leg



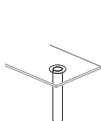
Straight Leg Basic — Height Adjustable



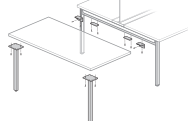
Single Support Leg



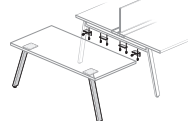
Support Post — Height Adjustable



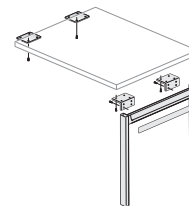
Support Column



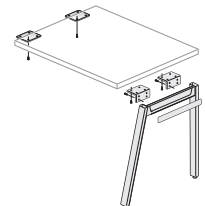
End Leg Kit



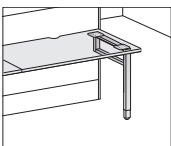
End Leg Kit



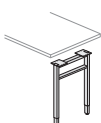
Return Leg Kit



Return Leg Kit



P-Leg




Double Support Leg

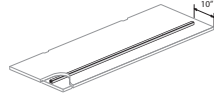
Statement of Line

Worksurface Accessories

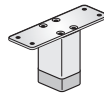
Pages 259-260



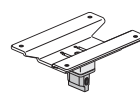
Worksurface Reinforcement Channel



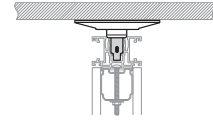
Worksurface Reinforcement Bar



Stanchions



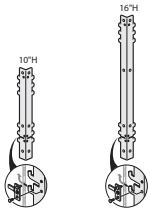
Stanchions



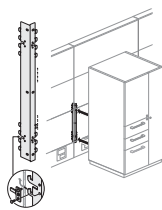
Stanchions

Panel-to-Storage Bracket

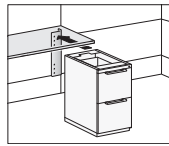
Page 261



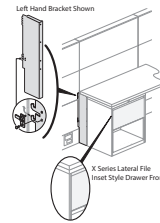
A Series / Be_Hold



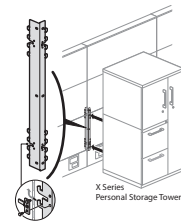
Compose Storage



X Series - Attached Pedestal



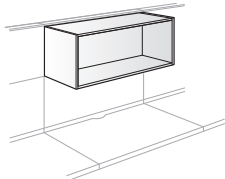
X and V Series Attached 2H Storage



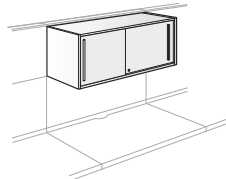
Beside Pantry / X and V Series Freestanding

Upper Storage — Storage Box

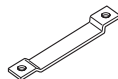
Page 263



Without Doors



With Doors



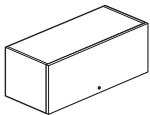
Ganging Flat Bracket for Storage Box

Storage Box Accessories

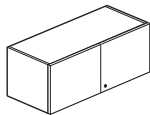
Page 270

Upper Storage — Adaptable - Overhead Storage Unit

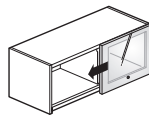
Pages 271-276



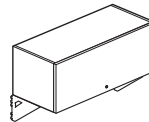
Standard Mount - Flipper Door



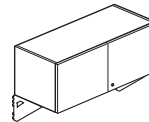
Standard Mount - Cabinet Door



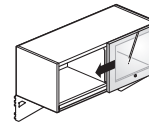
Standard Mount - Single Slider Door



Up Mount - FlipperDoor



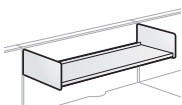
Up Mount - Cabinet Door



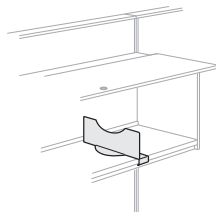
Up Mount - Single Slider Door

Upper Storage — Adaptable

Page 281



Open Shelf Standard Mount



Shelf Divider

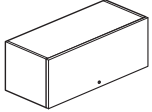


Overhead Storage Unit / Shelf Gang Clip

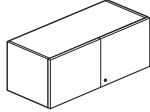
Statement of Line

Wall Mount Components – Overhead Storage Unit

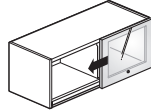
Page 282



Wall Mount – Flipper Door



Wall Mount – Cabinet Door



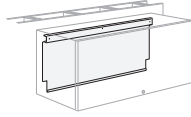
Wall Mount – Single Slider Door

Wall Mount Components

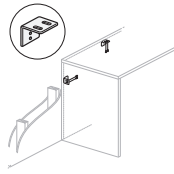
Pages 287-288



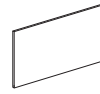
Wall Track



Back for Wall Mounted Overhead Storage Unit



Worksurface and Gallery Panel Wall Mount Bracket



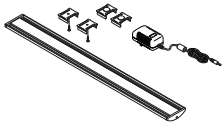
Tackboard, Wall Mount



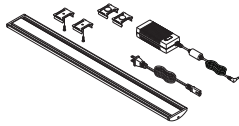
Markerboard, Wall Mount

Lighting — Task

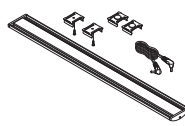
Pages 289-292



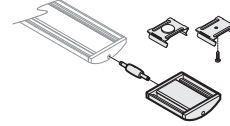
Reed Premiere™ Stand-Alone LED Task Light



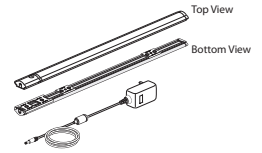
Reed Premier™ Starter LED Task



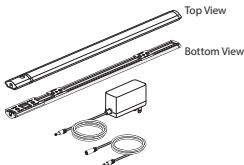
Reed Premiere™ Add-On LED Task Light — For Use with Reed Premier Starter LED Task Lights



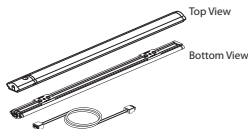
Reed Premier™ Add-On Occupancy Sensor



Adaptable LED Task Light - Stand Alone



Adaptable LED Task Light - Starter Kit



Adaptable LED Task Light - Add-On Kit

Structures

Power Location Overview - Full Panel Frame

Full Panel Frame – Overview

- Available with or without base raceway 3- or 4-circuit power.
- 24”(610mm) – 72”(1829mm) widths may be powered; 18”(457mm)W powered panels are not available.
- Standing Height Power location is not capable of routing power to an adjacent panel frame. This power height location requires a separately specified Standing Height PDA Kit and is for use with a powered base raceway panel.
- Standard with a panel frame cutout at Beltline for routing power to an adjacent panel frame.

Full Panel Frame – Without Below Worksurface Power

- Beltline Power location may be specified with 3- or 4-circuit Power Distribution Assembly (PDA).

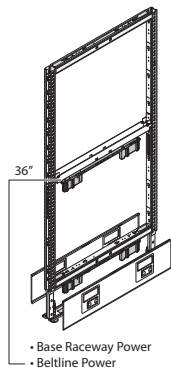
NOTE: Not available with below worksurface cutout in panel frame.

Full Panel Frame – With Below Worksurface Power

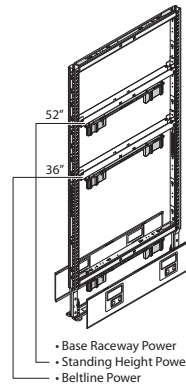
- Panel with below worksurface cutouts may be specified with or without 3- or 4-circuit PDA.

Full Panel Frame

– Without Below Worksurface Power



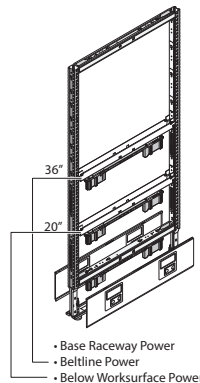
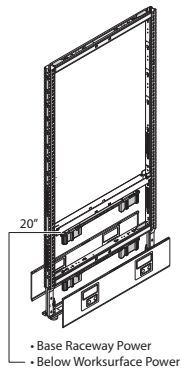
- Beltline Power may be specified for panel heights 42”(1067mm) and greater.



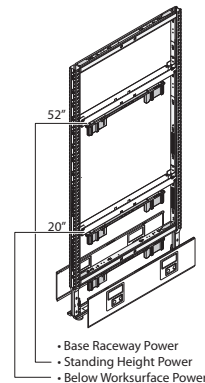
- Beltline power may be specified for panel heights 42”(1067mm) and greater.
- Standing height power is for use with panel heights 58”(1473mm) and greater providing the panel is specified with a powered base raceway; requires a separately specified Standing Height PDA Kit.

Full Panel Frame

– With Below Worksurface Power



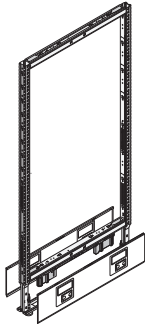
- Beltline power may be specified for panel heights 42”(1067mm) and greater.



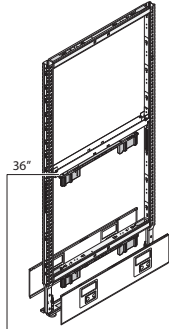
- Standing height power is for use with panel heights 58”(1473mm) and greater providing the panel is specified with a powered base raceway; requires a separately specified Standing Height PDA Kit.

Structures

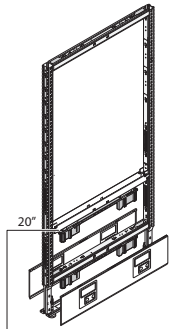
Full Panel Frames



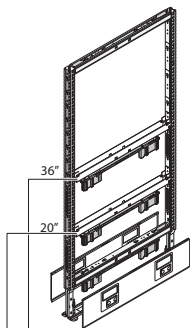
• Base Raceway Power



• Base Raceway Power
• Beltline Power

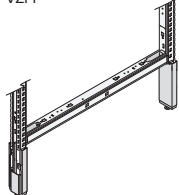


• Base Raceway Power
• Below Worksurface Power



• Base Raceway Power
• Beltline Power
• Below Worksurface Power

VZFF



Open Base
VZFF-NNOO
Class BC - Discount Group XI

Features

- Includes non-powered or powered panel frame assembly, with or without raceway covers, connection hardware, leveling glides and carpet grippers. Power Distribution Assembly/flex connectors included when power is specified.
- Powered frame assembly:
 - Available for countries that utilize 120 volt 60 hertz electrical systems and U.S. configured plugs and outlets.
 - Includes applicable crossbar assembly, power distribution assembly, flex connector and panel data grommet.
- Beltline Power:
 - Includes beltline crossbar assembly, power distribution assembly, flex connector and panel data grommet.
 - Beltline crossbar acts as light block on frames 50"(1270mm) and higher.
- Open Base Option:
 - Includes painted leg covers.
 - Does not include raceway covers, pan or carpet grippers.
- Aligner/light blocks can be specified separately for increased rigidity for full-height fabric tiles or as a light block for any segmented tile surface.
- Frame thickness 2"(51mm); overall panel thickness is 3"(76mm)
- Base raceway is 8"(203mm)H.
- Black finish on frame.
- Shipped assembled with pan, power and glides when applicable.

Specification Tips

- Requires separately specified:
 - Tiles (each side specified separately).
 - Top trim.
 - End-of-Run trim or 2-, 3-, 4-Way trim as needed per application.
 - Receptacles for powered panels (each side specified separately).
 - Receptacle blanks and data covers (if applicable).
- 18"(457mm)W frame available as non-powered only.
- 24"(610mm)-72"(1829mm)W frames available with power at base, beltline or below worksurface.
- Below worksurface cutout is only included when specified as Cutout or powered.
- No Raceway Cover Option:
 - Frames may be non-powered or may have base raceway and/or beltline power.
 - Requires separately specified tile-to-floor in place of base raceway cover.
- Beltline Power Option:
 - Available on panel frames 42"(1067mm)H or greater.
 - Not interchangeable with non-beltline or below worksurface retrofit kits.
- Standing Height Power -
 - For use with panels 58"(1473mm)H or greater with a powered base raceway
 - Requires separately specified stand height PDA kit.
- Open Base Option:
 - Frames have a non-powered base.
 - Will have an 8"(203mm) open space beneath panel frame.
 - Will not accept tile-to-floor.
 - Cannot be retrofitted to closed base with raceways.
 - Cannot be specified with T-Mount Kit.
- Flex Connectors -
 - Provided for base, beltline and below worksurface powered panel frame; accommodates straight-in-line and inside 90° conditions.
- When routing through a Gallery Panel use a Corner Span Work Height Connector. Separately specified.
- New York City (NYC) electrical - requires field installation of PDA.
- Refer to 10-Wire Power Price List for 4-4-2, 6-2-2 and International Power options for use on Compose at the base only.
- Hardwire (Chicago) power option includes two double sided junction boxes and four blank cover plates; see Hardwire power options for additional components.
- Applications greater than 69"(1753mm)H may be restricted by some building codes. Consult your local code authority to assure furniture layout is compliant.
- Refer to Specification Guide for Planning with Structures.
- Do not mix 3-circuit and 6-circuit with 4-circuit components. Do not mix 2+2 and 3+1 components. Components have unique polarity key and color coding (3-circuit=black, 6-circuit=ivory, 2+2=blue and 3+1=green).

Notes: Upcharge for mixed grade fabric or trim surfaces, refer to the electronic design and specification tools for pricing.
72"(1829mm)W is not available in 74"(1880mm)H.

To Order, Specify:

1) Product number, including:

1 Base Raceway Power Option

N Non-Powered

3-Circuit:

3 3-Circuit (add **\$279.74** list)

Y New York City (add **\$279.74** list)

C Hardwire (Chicago) (add **\$342.67** list)

4-Circuit 2+2:

2 4-Circuit 2+2 (add **\$309.44** list)

W New York City (add **\$309.44** list)

4-Circuit 3+1:

4 4-Circuit 3+1 (add **\$309.44** list)

V New York City (add **\$309.44** list)

2 Raceway Cover Side One

N No Raceway Cover (tile to floor) (deduct **\$24.68** list)

O Open Base Option (add **\$251.44** list)

H Raceway Cover with knockouts (not available on 18"(457mm)W, 24"(610mm)W has one set of knockouts on left side)

B Raceway Cover without knockouts

3 Raceway Cover Side Two

N No Raceway Cover (tile to floor) (deduct **\$24.68** list)

O Open Base Option; no upcharge

H Raceway Cover with knockouts (not available on 18"(457mm)W, 24"(610mm)W has one set of knockouts on left side)

B Raceway Cover without knockouts

4 Beltline Power

N No Beltline Power

3-Circuit:

3 3-Circuit (add **\$590.92** list)

Y New York City (add **\$590.92** list)

4-Circuit 2+2:

2 4-Circuit 2+2 (add **\$590.92** list)

W New York City (add **\$590.92** list)

4-Circuit 3+1:

4 4-Circuit 3+1 (add **\$590.92** list)

V New York City (add **\$590.92** list)

5 Below Worksurface Power

No Cutout (Blank, No Selection)

U Cutout only (add **\$78.56** list)

3-Circuit:

3 3-Circuit (add **\$717.32** list)

Y New York City (add **\$717.32** list)

4-Circuit 2+2:

2 4-Circuit 2+2 (add **\$717.32** list)

W New York City (add **\$717.32** list)

4-Circuit 3+1:

4 4-Circuit 3+1 (add **\$717.32** list)

V New York City (add **\$717.32** list)

2) Trim color for pan or leg cover.

3) Trim color for raceway cover side 1.

4) Trim color for raceway cover side 2.

Structures

Full Panel Frames

| Nominal Height | Nominal Width | Number ①②③④⑤ | Trim | |
|----------------|---------------|------------------------|-----------|-----------|
| | | | A | B |
| 26"(660mm) | 18"(457mm) | VZFF-2618-NN ■ ■ NR ■ | \$402.90 | \$ 411.64 |
| | 24"(610mm) | VZFF-2624-N ■ ■ ■ NR ■ | 429.11 | 441.37 |
| | 30"(762mm) | VZFF-2630-N ■ ■ ■ NR ■ | 455.32 | 471.10 |
| | 36"(914mm) | VZFF-2636-N ■ ■ ■ NR ■ | 481.53 | 500.83 |
| | 42"(1067mm) | VZFF-2642-N ■ ■ ■ NR ■ | 507.74 | 530.56 |
| | 48"(1219mm) | VZFF-2648-N ■ ■ ■ NR ■ | 533.95 | 560.29 |
| | 54"(1372mm) | VZFF-2654-N ■ ■ ■ NR ■ | 560.16 | 590.02 |
| | 60"(1524mm) | VZFF-2660-N ■ ■ ■ NR ■ | 586.37 | 619.75 |
| | 72"(1829mm) | VZFF-2672-N ■ ■ ■ NR ■ | 728.31 | 768.73 |
| 34"(864mm) | 18"(457mm) | VZFF-3418-NN ■ ■ NR ■ | \$ 528.86 | \$ 537.60 |
| | 24"(610mm) | VZFF-3424-N ■ ■ ■ NR ■ | 555.07 | 567.33 |
| | 30"(762mm) | VZFF-3430-N ■ ■ ■ NR ■ | 581.28 | 597.06 |
| | 36"(914mm) | VZFF-3436-N ■ ■ ■ NR ■ | 607.49 | 626.79 |
| | 42"(1067mm) | VZFF-3442-N ■ ■ ■ NR ■ | 633.70 | 656.52 |
| | 48"(1219mm) | VZFF-3448-N ■ ■ ■ NR ■ | 659.91 | 686.25 |
| | 54"(1372mm) | VZFF-3454-N ■ ■ ■ NR ■ | 686.12 | 715.98 |
| | 60"(1524mm) | VZFF-3460-N ■ ■ ■ NR ■ | 712.33 | 745.71 |
| | 72"(1829mm) | VZFF-3472-N ■ ■ ■ NR ■ | 854.27 | 894.69 |
| 42"(1067mm) | 18"(457mm) | VZFF-4218-NN ■ ■ NR ■ | \$ 548.54 | \$ 557.28 |
| | 24"(610mm) | VZFF-4224-N ■ ■ ■ R ■ | 574.75 | 587.01 |
| | 30"(762mm) | VZFF-4230-N ■ ■ ■ R ■ | 600.96 | 616.74 |
| | 36"(914mm) | VZFF-4236-N ■ ■ ■ R ■ | 627.17 | 646.47 |
| | 42"(1067mm) | VZFF-4242-N ■ ■ ■ R ■ | 653.38 | 676.20 |
| | 48"(1219mm) | VZFF-4248-N ■ ■ ■ R ■ | 679.59 | 705.93 |
| | 54"(1372mm) | VZFF-4254-N ■ ■ ■ R ■ | 705.80 | 735.66 |
| | 60"(1524mm) | VZFF-4260-N ■ ■ ■ R ■ | 732.01 | 765.39 |
| | 72"(1829mm) | VZFF-4272-N ■ ■ ■ R ■ | 873.95 | 914.37 |
| 50"(1270mm) | 18"(457mm) | VZFF-5018-NN ■ ■ NR ■ | \$ 568.22 | \$ 576.96 |
| | 24"(610mm) | VZFF-5024-N ■ ■ ■ R ■ | 594.43 | 606.69 |
| | 30"(762mm) | VZFF-5030-N ■ ■ ■ R ■ | 620.64 | 636.42 |
| | 36"(914mm) | VZFF-5036-N ■ ■ ■ R ■ | 646.85 | 666.15 |
| | 42"(1067mm) | VZFF-5042-N ■ ■ ■ R ■ | 673.06 | 695.88 |
| | 48"(1219mm) | VZFF-5048-N ■ ■ ■ R ■ | 699.27 | 725.61 |
| | 54"(1372mm) | VZFF-5054-N ■ ■ ■ R ■ | 725.48 | 755.34 |
| | 60"(1524mm) | VZFF-5060-N ■ ■ ■ R ■ | 767.44 | 800.82 |
| | 72"(1829mm) | VZFF-5072-N ■ ■ ■ R ■ | 893.63 | 934.05 |
| 58"(1473mm) | 18"(457mm) | VZFF-5818-NN ■ ■ NR ■ | \$ 587.90 | \$ 596.64 |
| | 24"(610mm) | VZFF-5824-N ■ ■ ■ R ■ | 614.11 | 626.37 |
| | 30"(762mm) | VZFF-5830-N ■ ■ ■ R ■ | 640.32 | 656.10 |
| | 36"(914mm) | VZFF-5836-N ■ ■ ■ R ■ | 666.53 | 685.83 |
| | 42"(1067mm) | VZFF-5842-N ■ ■ ■ R ■ | 692.74 | 715.56 |
| | 48"(1219mm) | VZFF-5848-N ■ ■ ■ R ■ | 731.42 | 757.76 |
| | 54"(1372mm) | VZFF-5854-N ■ ■ ■ R ■ | 757.63 | 787.49 |
| | 60"(1524mm) | VZFF-5860-N ■ ■ ■ R ■ | 799.59 | 832.97 |
| | 72"(1829mm) | VZFF-5872-N ■ ■ ■ R ■ | 925.78 | 966.20 |

Structures

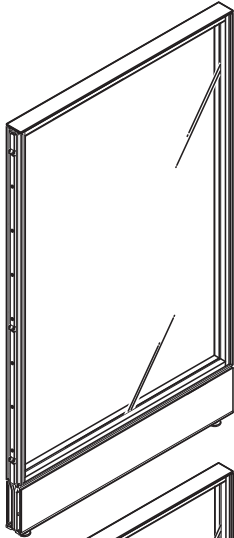
Full Panel Frames

| Nominal Height | Nominal Width | Number ①②③④⑤ | Trim | |
|----------------|---------------|-------------------------|-----------|-----------|
| | | | A | B |
| 66"(1676mm) | 18"(457mm) | VZFF-6618-NN ■ ■ NR ■ | \$ 607.58 | \$ 616.32 |
| | 24"(610mm) | VZFF-6624-N ■ ■ ■ ■ R ■ | 633.79 | 646.05 |
| | 30"(762mm) | VZFF-6630-N ■ ■ ■ ■ R ■ | 660.00 | 675.78 |
| | 36"(914mm) | VZFF-6636-N ■ ■ ■ ■ R ■ | 686.21 | 705.51 |
| | 42"(1067mm) | VZFF-6642-N ■ ■ ■ ■ R ■ | 712.42 | 735.24 |
| | 48"(1219mm) | VZFF-6648-N ■ ■ ■ ■ R ■ | 754.54 | 780.88 |
| | 54"(1372mm) | VZFF-6654-N ■ ■ ■ ■ R ■ | 780.75 | 810.61 |
| | 60"(1524mm) | VZFF-6660-N ■ ■ ■ ■ R ■ | 822.71 | 856.09 |
| | 72"(1829mm) | VZFF-6672-N ■ ■ ■ ■ R ■ | 948.90 | 989.32 |
| 74"(1880mm) | 18"(457mm) | VZFF-7418-NN ■ ■ NR ■ | \$ 621.09 | \$ 629.83 |
| | 24"(610mm) | VZFF-7424-N ■ ■ ■ ■ R ■ | 647.30 | 659.56 |
| | 30"(762mm) | VZFF-7430-N ■ ■ ■ ■ R ■ | 673.51 | 689.29 |
| | 36"(914mm) | VZFF-7436-N ■ ■ ■ ■ R ■ | 699.72 | 719.02 |
| | 42"(1067mm) | VZFF-7442-N ■ ■ ■ ■ R ■ | 725.93 | 748.75 |
| | 48"(1219mm) | VZFF-7448-N ■ ■ ■ ■ R ■ | 771.49 | 797.83 |
| | 54"(1372mm) | VZFF-7454-N ■ ■ ■ ■ R ■ | 797.70 | 827.56 |
| | 60"(1524mm) | VZFF-7460-N ■ ■ ■ ■ R ■ | 839.66 | 873.04 |

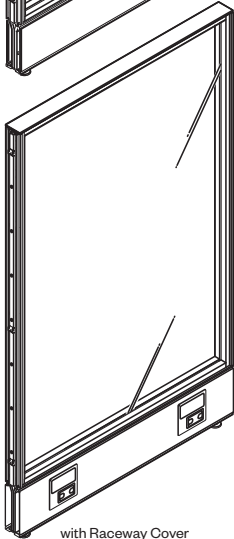
Structures

Glass Panels

Glass Panel



with Raceway Cover



without Raceway Cover

VZGF
Class BC - Discount Group XI

Features

- Includes non-powered or powered panel assembly, two-piece base raceway cover (if applicable), leveling glides and carpet gripper. Power distribution assembly/flex connector(s) included when power is specified.
- Single pane glass, centered; standard - largest panel up to 48"(1219mm)W glass.
- Panel thickness is 3"(76mm).
- Powered panels are available for countries that utilize 120 volt 60 hertz electrical systems and U.S. configured plugs and outlets.
- Base raceway is 8"(203mm)H.
- Shipped assembled; raceway covers shipped separately.

Specification Tips

- **Requires separately specified top trim.**
- Not for use with Work Rail Top Trim.
- 18"(457mm)W available as non-powered only.
- **Power available on 24"(610mm)- to 48"(1219mm)W only.**
- Non-load bearing.
- Will not accept stack frame, glass stack countertop or panel hung components or attachment to slider door.
- Flex connectors provided for powered panels accommodate straight in-line, inside 90° conditions.
- **Receptacles for powered panels must be specified separately.**
- **Receptacle blank cover and data covers at base must be specified separately.**
- No raceway cover option only available on Non-Powered panels.
- New York City (NYC) electrical requires field installation of PDA.
- International Power - specify non-powered frame and refer to 10-Wire Power Price List for 4-4-2, 6-2-2 and International Power options.
- Applications greater than 69"(1753mm)H may be restricted by some building codes. Consult your local code authority to assure furniture layout is compliant.
- Do not mix 3-circuit and 6-circuit with 4-circuit components. Do not mix 2+2 and 3+1 components. Components have unique polarity key and color coding (3-circuit=black, 6-circuit=ivory, 2+2=blue and 3+1=green).

To Order, Specify:

1) Product number, including:

1 Base Raceway Power Option

N Non-Powered

3-Circuit:

3 3-Circuit (add **\$276.55** list)

Y New York City (add **\$276.55** list)

C Hardwire

4-Circuit 2+2

2 4-Circuit 2+2 (add **\$307.84** list)

W New York City (add **\$307.84** list)

4-Circuit 3+1

4 4-Circuit 3+1 (add **\$307.84** list)

V New York City (add **\$307.84** list)

2 Raceway Cover Side One

N No Raceway Cover (add **\$180.87** list)

H Raceway Cover with knockouts (not available on 18"(457mm)W, 24"(610mm)W has one set of knockouts on left side)

B Raceway Cover without knockouts

3 Raceway Cover Side Two

N No Raceway Cover (no upcharge)

H Raceway Cover with knockouts (not available on 18"(457mm)W, 24"(610mm)W has one set of knockouts on left side)

B Raceway Cover without knockouts

2) Trim color for pan and raceway covers (if applicable).

3) Trim color for frame.

4) Glass option.

Grade A:

1C = Clear glass

Grade C:

E21 = Satin Etch

Grade D:

1E = Frosted acrylic (M)

VM = Patterned glass

CM = Patterned glass

Note: Upcharge for mixed grade trim surfaces, refer to the electronic design and specification tools for pricing.

(M) Items marked with this symbol available as GSA open market.

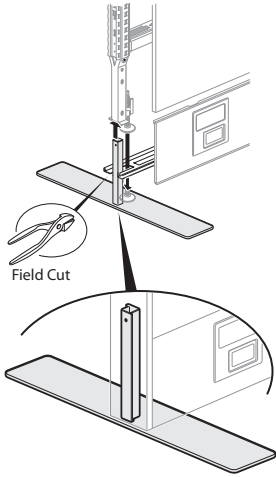
Structures

Glass Panels

| Nominal Height | Nominal Width | Number | ①②③ | Trim A Glass | | | Trim B Glass | | |
|----------------|---------------|--------------|--------------|--------------|------------|------------|--------------|------------|------------|
| | | | | A | C | D | A | C | D |
| 42"(1067mm) | 18"(457mm) | VZGF-4218-NN | ■ ■ ■ 1 | \$ 1471.44 | \$1901.85 | \$2359.77 | \$1539.28 | \$1969.69 | \$2427.61 |
| | 24"(610mm) | VZGF-4224-N | ■ ■ ■ 1 | 1593.28 | 2170.52 | 2811.78 | 1662.85 | 2240.09 | 2881.35 |
| | 30"(762mm) | VZGF-4230-N | ■ ■ ■ 1 | 1715.12 | 2439.19 | 3263.79 | 1786.42 | 2510.49 | 3335.09 |
| | 36"(914mm) | VZGF-4236-N | ■ ■ ■ 1 | 1836.96 | 2707.86 | 3715.80 | 1909.99 | 2780.89 | 3788.83 |
| | 42"(1067mm) | VZGF-4242-N | ■ ■ ■ 1 | 1958.80 | 2976.53 | 4167.81 | 2033.56 | 3051.29 | 4242.57 |
| | 48"(1219mm) | VZGF-4248-N | ■ ■ ■ 1 | 2080.64 | 3245.20 | 4619.82 | 2157.13 | 3321.69 | 4696.31 |
| | 50"(1270mm) | 18"(457mm) | VZGF-5018-NN | ■ ■ ■ 1 | \$ 1534.31 | \$ 2153.40 | \$ 2601.50 | \$ 1610.84 | \$ 2229.93 |
| 24"(610mm) | | VZGF-5024-N | ■ ■ ■ 1 | 1662.03 | 2372.18 | 3141.96 | 1740.29 | 2450.44 | 3220.22 |
| 30"(762mm) | | VZGF-5030-N | ■ ■ ■ 1 | 1789.75 | 2590.96 | 3682.42 | 1869.74 | 2670.95 | 3762.41 |
| 36"(914mm) | | VZGF-5036-N | ■ ■ ■ 1 | 1917.47 | 2809.74 | 4222.88 | 1999.19 | 2891.46 | 4304.60 |
| 42"(1067mm) | | VZGF-5042-N | ■ ■ ■ 1 | 2045.19 | 3028.52 | 4763.34 | 2128.64 | 3111.97 | 4846.79 |
| 48"(1219mm) | | VZGF-5048-N | ■ ■ ■ 1 | 2172.91 | 3247.30 | 5303.80 | 2258.09 | 3332.48 | 5388.98 |
| 58"(1473mm) | | 18"(457mm) | VZGF-5818-NN | ■ ■ ■ 1 | \$ 1597.18 | \$2404.95 | \$2843.23 | \$ 1673.71 | \$ 2481.48 |
| | 24"(610mm) | VZGF-5824-N | ■ ■ ■ 1 | 1732.77 | 2674.73 | 3446.60 | 1811.03 | 2752.99 | 3524.86 |
| | 30"(762mm) | VZGF-5830-N | ■ ■ ■ 1 | 1868.36 | 2944.51 | 4049.97 | 1948.35 | 3024.50 | 4129.96 |
| | 36"(914mm) | VZGF-5836-N | ■ ■ ■ 1 | 2003.95 | 3214.29 | 4653.34 | 2085.67 | 3296.01 | 4735.06 |
| | 42"(1067mm) | VZGF-5842-N | ■ ■ ■ 1 | 2139.54 | 3484.07 | 5256.71 | 2222.99 | 3567.52 | 5340.16 |
| | 48"(1219mm) | VZGF-5848-N | ■ ■ ■ 1 | 2275.13 | 3753.85 | 5860.08 | 2360.31 | 3839.03 | 5945.26 |
| | 66"(1676mm) | 18"(457mm) | VZGF-6618-NN | ■ ■ ■ 1 | \$ 1660.05 | 2656.50 | 3084.96 | \$ 1736.58 | 2733.03 |
| 24"(610mm) | | VZGF-6624-N | ■ ■ ■ 1 | 1799.61 | 2978.74 | 3704.02 | 1877.87 | 3057.00 | 3782.28 |
| 30"(762mm) | | VZGF-6630-N | ■ ■ ■ 1 | 1939.17 | 3300.98 | 4323.08 | 2019.16 | 3380.97 | 4403.07 |
| 36"(914mm) | | VZGF-6636-N | ■ ■ ■ 1 | 2078.73 | 3623.22 | 4942.14 | 2160.45 | 3704.94 | 5023.86 |
| 42"(1067mm) | | VZGF-6642-N | ■ ■ ■ 1 | 2218.29 | 3945.46 | 5561.20 | 2301.74 | 4028.91 | 5644.65 |
| 48"(1219mm) | | VZGF-6648-N | ■ ■ ■ 1 | 2357.85 | 4267.70 | 6180.26 | 2443.03 | 4352.88 | 6265.44 |
| 74"(1880mm) | | 18"(457mm) | VZGF-7418-NN | ■ ■ ■ 1 | \$ 1722.92 | \$2908.05 | \$ 3326.69 | \$ 1799.45 | \$2984.58 |
| | 24"(610mm) | VZGF-7424-N | ■ ■ ■ 1 | 1886.05 | 3287.67 | 4220.90 | 1964.31 | 3365.93 | 4299.16 |
| | 30"(762mm) | VZGF-7430-N | ■ ■ ■ 1 | 2049.18 | 3667.29 | 5115.11 | 2129.17 | 3747.28 | 5195.10 |
| | 36"(914mm) | VZGF-7436-N | ■ ■ ■ 1 | 2212.31 | 4046.91 | 6009.32 | 2294.03 | 4128.63 | 6091.04 |
| | 42"(1067mm) | VZGF-7442-N | ■ ■ ■ 1 | 2375.44 | 4426.53 | 6903.53 | 2458.89 | 4509.98 | 6986.98 |
| | 48"(1219mm) | VZGF-7448-N | ■ ■ ■ 1 | 2538.57 | 4806.15 | 7797.74 | 2623.75 | 4891.33 | 7882.92 |

Structures

Full Panel Frame Foot



Features

- Includes foot and attachment hardware.
- Foot mechanism provides 2.5"(64mm) vertical adjustment. Must be set in position at install. Panel glide is positioned on top of foot.

Specification Tips

- Requires field modification to panel frame pan.
- Not for use with panel hung components.
- Not for use with open base.
- Designed to be used in End-of-Run Condition in lieu of a return panel(s).
- Not for use in 2-way, 3-way or 4-way intersections.
- Use for full panel frames with or without screens where the total height of the frame and screen does not exceed 50"(1270mm)H.
- Not for use with Connections or Beam frames.

To Order, Specify:

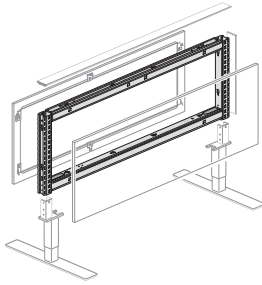
- 1) Product number.
- 2) Trim color.

| Description | Number | Trim | |
|------------------|---------------|----------|----------|
| | | A | B |
| Panel Frame Foot | VZLL-0000-PSF | \$447.95 | \$494.60 |

VZLL
Class BC - Discount Group XI

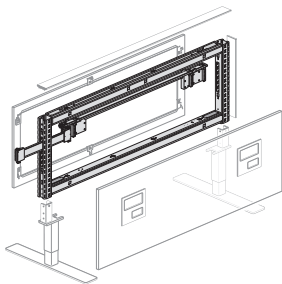
Structures

Connections Frame



Non Powered Frame

VZFS



Powered Frame

VZFS

Class BC - Discount Group XI

Features

- Includes frame, attachment hardware, aligner pin and power distribution assembly/flex connector when power is specified.
- Frame thickness is 2"(51mm). With separately specified tiles on both sides the overall panel thickness is 3"(76mm).
- Powered frames available for countries that utilize 120 volt 60 hertz electrical system and U.S. configured plugs and outlets.
- Black finish on frame.
- Shipped assembled with power when specified.

Specification Tips

- The following items must be separately specified:
 - Tiles (each side specified separately)
 - Top trim
 - End-of-Run trim or 2-, 3-, 4-way trim as needed per application.
 - Frame legs (required)
 - Receptacles for powered panels (each side specified separately)
 - Receptacle blanks/data covers (if applicable)
- Non-Powered Frame:
 - Cannot route power and data horizontally through frame.
 - Not for use with Technology Tile.
- New York City (NYC) electrical requires field installation of PDA.
- Not for use with T-Mount kit.
- Flex connector provided accommodates straight in-line power condition only.
- Connections Frame not intended to accept Stack Kit.
- Do not mix 3-circuit and 6-circuit with 4-circuit components. Do not mix 2+2 and 3+1 components. Components have unique polarity key and color coding (3-circuit=black, 6-circuit=ivory, 2+2=blue and 3+1=green).

To Order, Specify:

1) Product number, including:

1 Below Worksurface Power Option:

U Cutout only

3-Circuit

3 3-Circuit (add \$717.32 list)

Y New York City (add \$717.32 list)

4-Circuit 2+2

2 4-Circuit 2+2 (add \$717.32 list)

W New York City (add \$717.32 list)

4-Circuit 3+1

4 4-Circuit 3+1 (add \$717.32 list)

V New York City (add \$717.32 list)

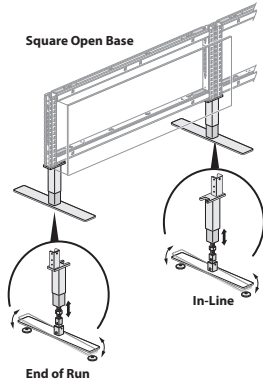
(No finish specification required.)

| Nominal Height | Nominal Width | Number ① | Price |
|--------------------|---------------|---------------|----------|
| Non-Powered | | | |
| 16"(406mm) | 24"(610mm) | VZFS-1624-R | \$400.49 |
| | 30"(762mm) | VZFS-1630-R | 438.13 |
| | 36"(914mm) | VZFS-1636-R | 475.77 |
| | 42"(1067mm) | VZFS-1642-R | 513.41 |
| | 48"(1219mm) | VZFS-1648-R | 551.05 |
| | 54"(1372mm) | VZFS-1654-R | 588.69 |
| | 60"(1524mm) | VZFS-1660-R | 626.33 |
| | 72"(1829mm) | VZFS-1672-R | 863.17 |
| Powered | | | |
| 16"(406mm) | 24"(610mm) | VZFS-1624-R ■ | \$509.95 |
| | 30"(762mm) | VZFS-1630-R ■ | 547.59 |
| | 36"(914mm) | VZFS-1636-R ■ | 585.23 |
| | 42"(1067mm) | VZFS-1642-R ■ | 622.87 |
| | 48"(1219mm) | VZFS-1648-R ■ | 660.51 |
| | 54"(1372mm) | VZFS-1654-R ■ | 698.15 |
| | 60"(1524mm) | VZFS-1660-R ■ | 735.79 |
| | 72"(1829mm) | VZFS-1672-R ■ | 972.63 |

Structures

Connections Frame Leg

In-Line and End-of-Run Condition



Features

- Includes leg mechanism, attachment hardware, carpet gripper(s) and if specified, foot and tile-to-floor brackets.
- Square Open Base leg mechanism provides 2.5”(64mm) vertical adjustment.
- Tile-to-Floor leg mechanism provides vertical adjustment of 1.6”(41mm) without foot and 1.4”(36mm) with foot.
- Low profile foot provides angular adjustment for floor leveling.
- Used for End-of-Run and in-line (shared) conditions.

Specification Tips

- A Frame Leg is required at every In-Line and End-of-Run panel condition.
- A foot is required for select product applications. Refer to Support and Load Guidelines for details.
- Not for use in 2-way, 3-way or 4-way intersections.
- Not for use with Compose Full Panel or Beam frames.

To Order, Specify:

1) Product number, including:

1 Foot Option:

N No Foot

F Foot (add **\$65.32** list)

2 Tile Option:

N Square Open Base

T Tile-to-Floor (add **\$130.65** list)

2) Trim color.

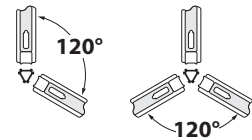
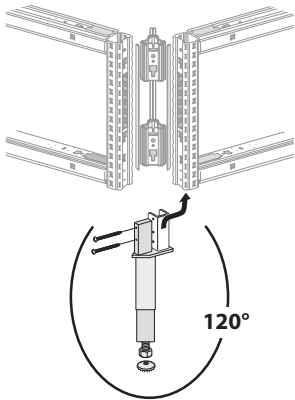
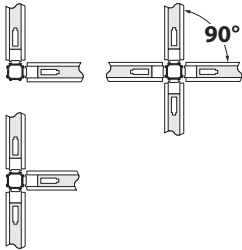
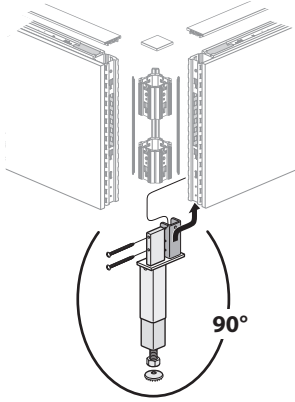
| Height | Number | Trim | |
|-----------|--------------|-----------|-----------|
| | | A | B |
| 8”(203mm) | VZLL-0800-PS | \$1023.43 | \$1070.08 |

VZLL
Class BC - Discount Group XI

Structures

Connections Frame Leg

2-, 3-, 4-Way Intersection



VZLL
Class BC - Discount Group XI

Features

- Includes Leg mechanism, attachment hardware and carpet gripper(s).
- Square Open Base leg mechanism provides 2.5"(64mm) vertical adjustment.

Specification Tips

- Not for use with Tile-to-Floor.
- 90° Frame Leg works in 90° 2-way, 3-way and 4-way intersections.
- 120° Frame Leg works in 120° 2-way and 3-way intersections.
- One frame leg is required for each panel intersection.
- Not for use in an In-Line or End-of-Run panel condition.
- Not for use with Compose Full Panel or Beam frames.

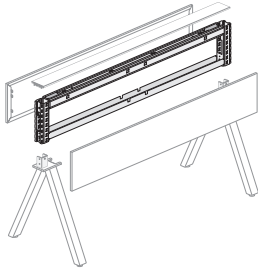
To Order, Specify:

- 1) Product number.
- 2) Trim color.

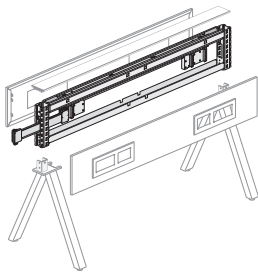
| Description | Height | Number | Trim | |
|-------------|-----------|----------------|-----------|-----------|
| | | | A | B |
| 90° | 8"(203mm) | VZLL-0800-PCNN | \$1477.59 | \$1524.24 |
| 120° | 8"(203mm) | VZLL-0800-PZNN | 1477.59 | 1524.24 |

Structures

Beam Frame



Non Powered Frame



Powered Frame
VZFJ
Class BC - Discount Group XI

Features

- Includes frame, attachment hardware, aligner pin and power distribution assembly/flex connector when power is specified.
- Frame thickness is 2"(51mm). With separately specified tiles on both sides the overall thickness is 3"(76mm).
- Powered frames available for countries that utilize 120 volt 60 hertz electrical system and U.S. configured plugs and outlets.
- Black finish on frame.
- Shipped assembled with power when specified.

Specification Tips

- **Does not attach to Compose Full Panel or Connections.**
- Not for use with Stack Frame or Glass Stack.
- Frames require a leg at every in-line, end of run condition and every 90° 2-, 3-, 4- way intersection.
- Not for use with T-Mount kit.
- The following items must be separately specified:
 - 8"(203mm)H tiles (each side specified separately).
 - Top Trim
 - End-of-Run trim or 2-, 3-, 4-Way trim as needed per application.
 - Legs (every in-line, end of run condition and 90° 2-, 3-, 4- way intersection).
 - Receptacles for powered frame (each side specified separately)
 - Receptacle blanks/data covers (each side specified separately)
 - Communication Data Bracket
- Flex connector provided accommodates straight in-line power condition, only.
- 18"(457mm)-24"(610mm)W Frame:
 - Non-powered only.
 - Standard with cutout only and no receptacle locations.
 - May not be field retrofitted with power.
 - To continue power through frame use Extended Power Connector; separately specified.
- 30"(762mm)-72"(1829mm)W Frame:
 - Available with 3- or 4-circuit power or non-powered with cutout only.
 - May be field retrofitted for power using Raceway Retrofit Kit; separately specified.
 - Hardwire power available; separately specified.
- New York City (NYC) electrical - requires field installation of PDA.
- Do not mix 3-circuit and 6-circuit with 4-circuit components. Do not mix 2+2 and 3+1 components. Components have unique polarity key and color coding (3-circuit=black, 6-circuit=ivory, 2+2=blue and 3+1=green).

To Order, Specify:

1) Product number, including:

1 Below Worksurface Power Options:

U Cutout only

3-Circuit

3 3-Circuit (add \$197.56 list)

Y New York City (add \$197.56 list)

4-Circuit, 2+2

2 4-Circuit 2+2 (add \$197.56 list)

W New York City (add \$197.56 list)

4-Circuit, 3+1

4 4-Circuit 3+1 (add \$197.56 list)

V New York City (add \$197.56 list)

(No finish specification required.)

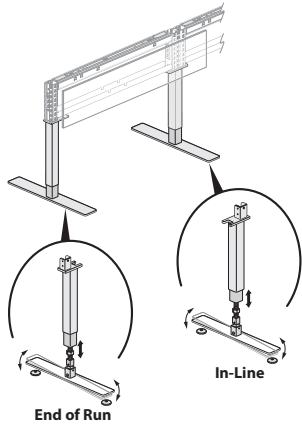
Note: Receptacles, blank covers and Communication Data Bracket are for use with a Technology Tile; below worksurface power access only.

| Nominal Height | Nominal Width | Number ① | Price |
|----------------|---------------|---------------|-----------|
| 8"(203mm) | 18"(457mm) | VZFJ-0818-RU | \$ 199.33 |
| | 24"(610mm) | VZFJ-0824-RU | 226.14 |
| | 30"(762mm) | VZFJ-0830-R ■ | 252.95 |
| | 36"(914mm) | VZFJ-0836-R ■ | 279.76 |
| | 42"(1067mm) | VZFJ-0842-R ■ | 306.57 |
| | 48"(1219mm) | VZFJ-0848-R ■ | 333.38 |
| | 54"(1372mm) | VZFJ-0854-R ■ | 360.19 |
| | 60"(1524mm) | VZFJ-0860-R ■ | 387.00 |
| | 72"(1829mm) | VZFJ-0872-R ■ | 440.62 |

Structures

Beam Frame Leg

Straight Leg with Foot — In-Line and End-of-Run Condition



VZLL
Class BC - Discount Group XI

Features

- Includes leg mechanism, attachment hardware, carpet gripper.
- Provides 2.5"(64mm) inches of height adjustment. Must be set in position at install.
- Independent glide adjustment adapts to uneven floor conditions.
- Foot provides angular adjustment for floor leveling.

Specification Tips

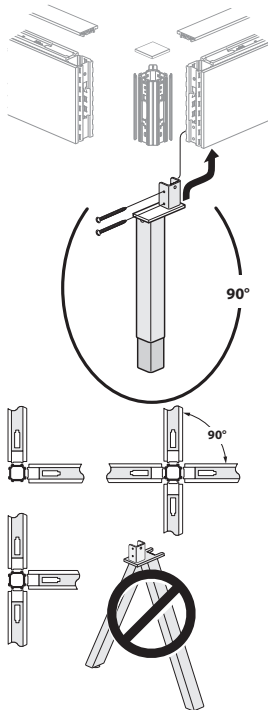
- Only for use with beam frame in-line or end-of-run conditions.
- A straight run of beam frames require a straight leg with foot or an A-Leg at every in-line and end-of-run condition.
- Not for use in 2-, 3-, or 4-way intersections.
- For beam frame applications with no foot requirement refer to the Specification Guide - Support and Load section.
- Straight leg is the recommended leg style when freestanding storage is located parallel to beam frames.
- Straight leg is the recommended leg style when freestanding storage or a freestanding table is located next to beam frames.

To Order, Specify:

- 1) Product number, including:
 - ① **Foot Option:**
 - N** No Foot
 - F** Foot (add **\$65.32** list)
- 2) Trim color.

| Height | Number ① | Trim A | B |
|------------|----------------|-----------|-----------|
| 16"(406mm) | VZLL-1600-PS N | \$1023.43 | \$1070.08 |

Straight Leg — 2-, 3-, 4-Way Intersection



VZLL-PCNN
Class BC - Discount Group XI

Features

- Includes Leg mechanism, attachment hardware and carpet gripper(s).
- Leg mechanism provides 2.5"(64mm) vertical adjustment.

Specification Tips

- For use in 90° 2-way, 3-way and 4-way beam frame intersections, only.
- One leg is required for each 90° 2-, 3-, 4-Way intersection.
- Must be used in all corner applications regardless if the in-line leg is the straight adjustable leg or the A-Leg.

To Order, Specify:

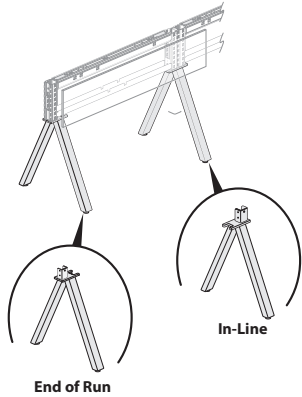
- 1) Product number.
- 2) Trim color.

| Description | Height | Number | Trim A | B |
|-------------|------------|----------------|-----------|-----------|
| 90° | 16"(406mm) | VZLL-1600-PCNN | \$1477.59 | \$1524.24 |

Structures

Beam Frame Leg

A Leg — In-Line and End-of-Run Condition



VZLA-PSN
Class BC - Discount Group XI

Features

- Includes leg with glides and attachment hardware.
- Independent glide adjustment adapts to uneven floor conditions.
- Glides have 0.5"(13mm) adjustment and standard in black.

Specification Tips

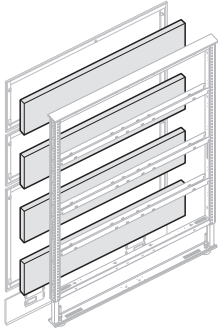
- For use with beam frame in-line or end-of-run conditions, only.
- Not for use in 2-, 3-, or 4-way intersections.
- A straight run of beam frames require an A leg or a straight leg with foot at every in-line and end-of-run condition.
- A Leg is not recommended for applications with freestanding storage or freestanding tables located next to beam frames; use straight leg for this application.
- Angled A Leg protrudes 7"(178mm) from beam frame which creates a gap between most parallel freestanding furnishings and beam frame.

To Order, Specify:

- 1) Product number.
- 2) Trim color.

| Height | Number | Trim | |
|------------|---------------|-----------|-----------|
| | | A | B |
| 16"(406mm) | VZLA-1600-PSN | \$1210.19 | \$1231.55 |

High Acoustical Inserts



VZFI-A
Class BC - Discount Group XI

Features

- Converts fabric acoustical tiles from standard to high acoustical.
- Includes acoustical insert(s) to fit within panel or stack frame.

Specification Tips

- 8"(203mm)H tiles may not be installed in raceway position in lieu of base raceway cover.
- High acoustical inserts cannot be installed at power locations.
- 8"(203mm) and 16"(406mm)H inserts convert one section of panel frame.
- 34"(864mm)-74"(1880mm)H inserts convert entire panel frame.
- For NRC/STC ratings, refer to Specification Guide.

To Order, Specify:

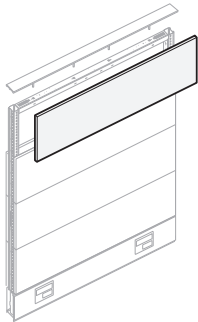
- 1) Product number.
(No finish specification required.)

| Nominal Height | Quantity-Height | Nominal Width | Number | Price |
|----------------|-------------------------------|---------------|-------------|----------|
| 8"(203mm) | One 8"(203mm) | 18"(457mm) | VZFI-0818-A | \$ 33.03 |
| | | 24"(610mm) | VZFI-0824-A | 36.32 |
| | | 30"(762mm) | VZFI-0830-A | 39.60 |
| | | 36"(914mm) | VZFI-0836-A | 42.89 |
| | | 42"(1067mm) | VZFI-0842-A | 46.17 |
| | | 48"(1219mm) | VZFI-0848-A | 49.46 |
| | | 54"(1372mm) | VZFI-0854-A | 73.28 |
| | | 60"(1524mm) | VZFI-0860-A | 76.57 |
| 16"(406mm) | One 16"(406mm) | 72"(1829mm) | VZFI-0872-A | 78.07 |
| | | 18"(457mm) | VZFI-1618-A | \$ 42.89 |
| | | 24"(610mm) | VZFI-1624-A | 49.46 |
| | | 30"(762mm) | VZFI-1630-A | 56.03 |
| | | 36"(914mm) | VZFI-1636-A | 62.59 |
| | | 42"(1067mm) | VZFI-1642-A | 69.16 |
| | | 48"(1219mm) | VZFI-1648-A | 75.74 |
| | | 54"(1372mm) | VZFI-1654-A | 102.84 |
| 34"(864mm) | One 8"(203mm), One 16"(406mm) | 60"(1524mm) | VZFI-1660-A | 109.41 |
| | | 72"(1829mm) | VZFI-1672-A | 156.89 |
| | | 18"(457mm) | VZFI-3418-A | \$ 65.06 |
| | | 24"(610mm) | VZFI-3424-A | 79.02 |
| | | 30"(762mm) | VZFI-3430-A | 92.98 |
| | | 36"(914mm) | VZFI-3436-A | 106.94 |
| | | 42"(1067mm) | VZFI-3442-A | 120.90 |
| | | 48"(1219mm) | VZFI-3448-A | 134.87 |
| 42"(1067mm) | Two 16"(406mm) | 54"(1372mm) | VZFI-3454-A | 169.37 |
| | | 60"(1524mm) | VZFI-3460-A | 183.33 |
| | | 72"(1829mm) | VZFI-3472-A | 334.24 |
| | | 18"(457mm) | VZFI-4218-A | \$ 74.91 |
| | | 24"(610mm) | VZFI-4224-A | 92.16 |
| | | 30"(762mm) | VZFI-4230-A | 109.41 |
| | | 36"(914mm) | VZFI-4236-A | 126.65 |
| | | 42"(1067mm) | VZFI-4242-A | 143.90 |
| 48"(1219mm) | | 48"(1219mm) | VZFI-4248-A | 161.15 |
| | | 54"(1372mm) | VZFI-4254-A | 198.93 |
| | | 60"(1524mm) | VZFI-4260-A | 216.18 |
| | | 72"(1829mm) | VZFI-4272-A | 413.06 |

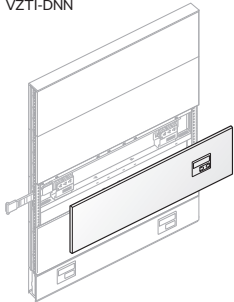
High Acoustical Inserts

| Nominal Height | Quantity-Height | Nominal Width | Number | Price |
|----------------|---------------------------------|---------------|-------------|-----------|
| 50"(1270mm) | One 8"(203mm), Two 16"(406mm) | 18"(457mm) | VZFI-5018-A | \$ 84.77 |
| | | 24"(610mm) | VZFI-5024-A | 105.30 |
| | | 30"(762mm) | VZFI-5030-A | 125.83 |
| | | 36"(914mm) | VZFI-5036-A | 146.36 |
| | | 42"(1067mm) | VZFI-5042-A | 166.89 |
| | | 48"(1219mm) | VZFI-5048-A | 187.43 |
| | | 54"(1372mm) | VZFI-5054-A | 228.50 |
| | | 60"(1524mm) | VZFI-5060-A | 249.03 |
| 58"(1473mm) | Three 16"(406mm) | 72"(1829mm) | VZFI-5072-A | 491.88 |
| | | 18"(457mm) | VZFI-5818-A | \$ 94.62 |
| | | 24"(610mm) | VZFI-5824-A | 118.44 |
| | | 30"(762mm) | VZFI-5830-A | 142.26 |
| | | 36"(914mm) | VZFI-5836-A | 166.07 |
| | | 42"(1067mm) | VZFI-5842-A | 189.89 |
| | | 48"(1219mm) | VZFI-5848-A | 213.71 |
| | | 54"(1372mm) | VZFI-5854-A | 258.06 |
| 66"(1676mm) | One 8"(203mm), Three 16"(406mm) | 60"(1524mm) | VZFI-5860-A | 281.88 |
| | | 72"(1829mm) | VZFI-5872-A | 570.70 |
| | | 18"(457mm) | VZFI-6618-A | \$ 104.48 |
| | | 24"(610mm) | VZFI-6624-A | 131.58 |
| | | 30"(762mm) | VZFI-6630-A | 158.68 |
| | | 36"(914mm) | VZFI-6636-A | 185.78 |
| | | 42"(1067mm) | VZFI-6642-A | 212.88 |
| | | 48"(1219mm) | VZFI-6648-A | 239.99 |
| 74"(1880mm) | Four 16"(406mm) | 54"(1372mm) | VZFI-6654-A | 287.63 |
| | | 60"(1524mm) | VZFI-6660-A | 314.73 |
| | | 72"(1829mm) | VZFI-6672-A | 649.52 |
| | | 18"(457mm) | VZFI-7418-A | \$ 114.33 |
| | | 24"(610mm) | VZFI-7424-A | 144.72 |
| | | 30"(762mm) | VZFI-7430-A | 175.11 |
| | | 36"(914mm) | VZFI-7436-A | 205.49 |
| | | 42"(1067mm) | VZFI-7442-A | 235.88 |
| 74"(1880mm) | Four 16"(406mm) | 48"(1219mm) | VZFI-7448-A | 266.26 |
| | | 54"(1372mm) | VZFI-7454-A | 317.19 |
| | | 60"(1524mm) | VZFI-7460-A | 347.58 |
| | | 72"(1829mm) | VZFI-7472-A | 728.34 |

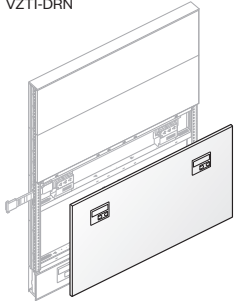
Tiles - Full Panel, Connections and Stack Frame



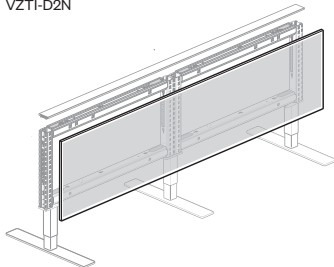
VZTI-DNN



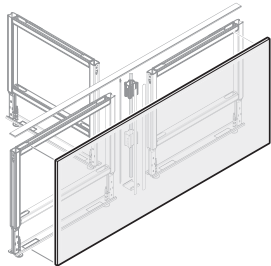
VZTI-DRN



VZTI-D2N



VZTI-DNS



VZTI-DNS

Class BC - Discount Group XI

Common Features

- Includes one tile, attachment brackets and utility bezel(s) if applicable.
- Actual height is nominal height less .130"(3mm).
- Actual width is nominal width less .400"(10mm)
- Aligner/Light Blocks are required and separately specified based upon tile configuration; refer to Specification Guide.
- Tile type and height may be same or different on each side of frame.
- Tile may be located above the base raceway or Tile-to-Floor option may be specified to hide or cover the base raceway.
- Numerous tile combinations are allowed based on desired function and aesthetic. To determine vertical face dimensions:
 - Full panel frame, non-raceway cover: frame height -2"(51mm)=vertical face available for individual tile height(s).
 - Full panel frame, raceway cover: frame height -10"(254mm)=vertical face available for individual tile height(s).
 - Individual tiles (face dimension) must be divisible by 8 to fill panel frame (vertical face available).

• Tile-to-Floor Application (Fabric, Laminate, Steel, Wood, Markerboard, Slat):

- Prohibits power access in the panel base raceway.
- 8"(203mm)H tile may not be used in the bottom position.
- Not for use with concealed base feed.
- Use Internal Power Base Feed only.

• Technology Tiles (Fabric, Laminate, Steel, Wood, Slat):

- For use with 3- or 4-circuit powered frame.
- 18"(457mm)W tile not available with technology access.
- 24"(610mm)W tiles available with single (left or right hand) technology access only.
- Technology Tiles may NOT span frames.
- The following power and communication items must be separately specified:
 - 3- or 4-circuit receptacle or receptacle blank cover (each side specified separately).
 - Data faceplate (field supplied) or data blank cover (VZAD-0000-R).
- Tiles must be placed at appropriate height to align with power access location.
- Power can be routed horizontally at raceway, beltline and below worksurface locations. Routing power at below worksurface height requires it to be specified with a panel frame with below worksurface power and cutout
- A left-hand and right-hand Technology Tile may be specified for a back-to-back technology access application.

• In-Line Spanning Tile (Fabric, Laminate, Steel, Wood):

- Tiles 36"(914mm)W and greater without technology access may span a maximum of two horizontally adjacent frames.
- Technology Access Tiles may NOT span frames.
- Opposite side of spanning tile may be same width as each frame or another spanning tile.
- Center attachment clips will require field relocation.

• 3-Way Intersection Spanning Tile (Fabric, Laminate, Steel, Wood):

- The width equals the sum of two separately specified panel or stack frames plus 3"(76mm) for 3-Way panel intersection
- Opposite side of frames require separately specified tiles.
- Separately specified 3-Way Intersection - Spanning Tile Corner Blocks (VZCT-____-NS) are required.
- Separately specified spanning top trim is required; not for use with to trim same width as individual frames.

Order Specification

1) Product number, including:

1 Technology Port Option:

- N** No Technology Access
- L** Left-Hand Port
- R** Right-Hand Port
- 2** Left and Right-Hand Port

2) Surface color/finish.

3) Bezel trim color (if applicable).

- TR-R Beige
- TR-AK Chalk
- TR-K Charcoal
- TR-J Graphite
- TR-G Gray Tone
- TR-TW Plaster
- TR-AA Putty
- TR-E Smoke

Tiles - Full Panel, Connections and Stack Frame

Fabric

Unique Features

- Fabric Tiles are tackable and provide acoustical value.
- High Acoustic option available; specified separately.
- **Tiles greater than 60"(1524mm)W, fabric will be railroded (RR).**
Please refer to surfaces.haworth.com for available fabric and codes.
- For aesthetic reasons, consider specifying tiles 60"(1524mm)W or less with railroded fabric if located adjacent to a tile which requires railroded fabric.

To Order, Specify:

- Product number, including:
 - 1 Technology Port Option:**
 - N** No Technology Access
 - L** Left-Hand Port (add **\$88.70** list)
 - R** Right-Hand Port (add **\$88.70** list)
 - 2** Left and Right-Hand Port (add **\$212.90** list)
- Fabric color.
- Trim color for bezel (if applicable).

Note: 72"(1829mm)W is not available in 64"(1626mm) and 72"(1829mm) tile height.

| Nominal Height | Nominal Width | Number ① | Fabric | | | | | | |
|--|---------------|---------------|-----------|-----------|-----------|-----------|-----------|-----------|-----------|
| | | | A | B | C | D | E | F | G |
| Individual and In-Line Spanning Tiles | | | | | | | | | |
| 8"(203mm) | 18"(457mm) | VZTI-0818-FNN | \$ 88.43 | \$ 101.50 | \$ 115.85 | \$ 131.52 | \$ 147.20 | \$ 168.09 | \$ 181.17 |
| | 24"(610mm) | VZTI-0824-FNN | 95.45 | 109.58 | 125.11 | 142.06 | 159.03 | 181.62 | 195.76 |
| | 30"(762mm) | VZTI-0830-FNN | 102.45 | 117.66 | 134.35 | 152.60 | 170.85 | 195.14 | 210.34 |
| | 36"(914mm) | VZTI-0836-FNN | 109.46 | 125.74 | 143.61 | 163.13 | 182.68 | 208.67 | 224.92 |
| | 42"(1067mm) | VZTI-0842-FNN | 116.48 | 133.81 | 152.86 | 173.67 | 194.50 | 222.20 | 239.51 |
| | 48"(1219mm) | VZTI-0848-FNN | 123.48 | 141.90 | 162.11 | 184.21 | 206.32 | 235.72 | 254.10 |
| | 54"(1372mm) | VZTI-0854-FNN | 130.50 | 149.97 | 171.36 | 194.75 | 218.15 | 249.25 | 268.68 |
| | 60"(1524mm) | VZTI-0860-FNN | 137.51 | 158.04 | 180.61 | 205.28 | 229.97 | 262.78 | 283.26 |
| | 66"(1676mm) | VZTI-0866-FNS | 144.52 | 166.13 | 189.86 | 215.83 | 241.80 | 276.30 | 297.85 |
| 72"(1829mm) | VZTI-0872-FNN | 203.36 | 226.03 | 250.94 | 278.19 | 305.45 | 341.66 | 364.26 | |
| 16"(406mm) | 18"(457mm) | VZTI-1618-F N | \$ 118.47 | \$ 136.12 | \$ 155.50 | \$ 176.66 | \$ 197.84 | \$ 226.02 | \$ 243.66 |
| | 24"(610mm) | VZTI-1624-F N | 130.73 | 150.25 | 171.68 | 195.09 | 218.51 | 249.66 | 269.16 |
| | 30"(762mm) | VZTI-1630-F N | 142.99 | 164.36 | 187.86 | 213.50 | 239.17 | 273.31 | 294.65 |
| | 36"(914mm) | VZTI-1636-F N | 155.24 | 178.49 | 204.04 | 231.92 | 259.84 | 296.95 | 320.14 |
| | 42"(1067mm) | VZTI-1642-F N | 167.50 | 192.61 | 220.21 | 250.35 | 280.50 | 320.59 | 345.64 |
| | 48"(1219mm) | VZTI-1648-F N | 179.76 | 206.73 | 236.40 | 268.76 | 301.16 | 344.24 | 371.14 |
| | 54"(1372mm) | VZTI-1654-F N | 192.02 | 220.85 | 252.57 | 287.19 | 321.83 | 367.88 | 396.63 |
| | 60"(1524mm) | VZTI-1660-F N | 204.27 | 234.97 | 268.74 | 305.61 | 342.49 | 391.52 | 422.12 |
| | 66"(1676mm) | VZTI-1666-F S | 216.54 | 249.09 | 284.93 | 324.03 | 363.16 | 415.17 | 447.62 |
| 72"(1829mm) | VZTI-1672-F N | 288.25 | 322.67 | 360.56 | 401.91 | 443.28 | 498.27 | 532.57 | |
| 24"(610mm) | 18"(457mm) | VZTI-2418-FNN | \$ 148.51 | \$ 170.74 | \$ 195.15 | \$ 221.80 | \$ 248.48 | \$ 283.95 | \$ 306.15 |
| | 24"(610mm) | VZTI-2424-F N | 166.02 | 190.91 | 218.26 | 248.11 | 277.99 | 317.71 | 342.56 |
| | 30"(762mm) | VZTI-2430-F N | 183.52 | 211.07 | 241.36 | 274.41 | 307.49 | 351.47 | 378.96 |
| | 36"(914mm) | VZTI-2436-F N | 201.02 | 231.24 | 264.47 | 300.71 | 337.00 | 385.23 | 415.36 |
| | 42"(1067mm) | VZTI-2442-F N | 218.53 | 251.40 | 287.57 | 327.02 | 366.50 | 418.99 | 451.77 |
| | 48"(1219mm) | VZTI-2448-F N | 236.03 | 271.57 | 310.68 | 353.32 | 396.00 | 452.75 | 488.18 |
| | 54"(1372mm) | VZTI-2454-F N | 253.54 | 291.73 | 333.78 | 379.63 | 425.51 | 486.51 | 524.58 |
| | 60"(1524mm) | VZTI-2460-F N | 271.04 | 311.89 | 356.88 | 405.93 | 455.01 | 520.27 | 560.98 |
| | 66"(1676mm) | VZTI-2466-F S | 288.55 | 332.06 | 379.99 | 432.24 | 484.52 | 554.03 | 597.39 |
| 72"(1829mm) | VZTI-2472-F N | 373.14 | 419.31 | 470.18 | 525.63 | 581.11 | 654.88 | 700.88 | |
| 32"(813mm) | 18"(457mm) | VZTI-3218-FNN | \$ 178.55 | \$ 205.36 | \$ 234.80 | \$ 266.94 | \$ 299.12 | \$ 341.88 | \$ 368.64 |
| | 24"(610mm) | VZTI-3224-F N | 201.31 | 231.57 | 264.84 | 301.13 | 337.47 | 385.76 | 415.96 |
| | 30"(762mm) | VZTI-3230-F N | 224.05 | 257.78 | 294.86 | 335.32 | 375.81 | 429.63 | 463.27 |
| | 36"(914mm) | VZTI-3236-F N | 246.80 | 283.99 | 324.90 | 369.50 | 414.16 | 473.51 | 510.58 |
| | 42"(1067mm) | VZTI-3242-F N | 269.56 | 310.19 | 354.93 | 403.69 | 452.50 | 517.39 | 557.90 |
| | 48"(1219mm) | VZTI-3248-F N | 292.30 | 336.41 | 384.96 | 437.88 | 490.84 | 561.26 | 605.22 |
| | 54"(1372mm) | VZTI-3254-F N | 315.06 | 362.61 | 414.99 | 472.07 | 529.19 | 605.14 | 652.53 |
| | 60"(1524mm) | VZTI-3260-F N | 337.81 | 388.81 | 445.02 | 506.25 | 567.53 | 649.02 | 699.84 |
| | 66"(1676mm) | VZTI-3266-F S | 360.56 | 415.03 | 475.05 | 540.45 | 605.88 | 692.89 | 747.16 |
| 72"(1829mm) | VZTI-3272-F N | 458.03 | 515.95 | 579.80 | 649.35 | 718.94 | 811.49 | 869.19 | |

Tiles - Full Panel, Connections and Stack Frame

| Nominal Height | Nominal Width | Number | Fabric | | | | | | |
|----------------|---------------|---------------|----------|----------|----------|----------|----------|----------|----------|
| | | | A | B | C | D | E | F | G |
| 40"(1016mm) | 18"(457mm) | VZTI-4018-FNN | \$208.59 | \$239.98 | \$274.45 | \$312.08 | \$349.76 | \$399.81 | \$431.13 |
| | 24"(610mm) | VZTI-4024-FNN | 236.59 | 272.24 | 311.41 | 354.16 | 396.95 | 453.80 | 489.36 |
| | 30"(762mm) | VZTI-4030-FNN | 264.59 | 304.48 | 348.37 | 396.22 | 444.13 | 507.80 | 547.58 |
| | 36"(914mm) | VZTI-4036-FNN | 292.58 | 336.74 | 385.33 | 438.29 | 491.32 | 561.79 | 605.80 |
| | 42"(1067mm) | VZTI-4042-FNN | 320.58 | 368.99 | 422.28 | 480.37 | 538.50 | 615.78 | 664.03 |
| | 48"(1219mm) | VZTI-4048-FNN | 348.58 | 401.24 | 459.25 | 522.43 | 585.68 | 669.78 | 722.26 |
| | 54"(1372mm) | VZTI-4054-FNN | 376.58 | 433.49 | 496.20 | 564.51 | 632.87 | 723.77 | 780.48 |
| | 60"(1524mm) | VZTI-4060-FNN | 404.57 | 465.74 | 533.15 | 606.58 | 680.05 | 777.76 | 838.70 |
| | 66"(1676mm) | VZTI-4066-FNS | 432.58 | 497.99 | 570.12 | 648.65 | 727.24 | 831.76 | 896.93 |
| 72"(1829mm) | VZTI-4072-FNN | 542.92 | 612.59 | 689.42 | 773.07 | 856.77 | 968.10 | 1037.50 | |
| 48"(1219mm) | 18"(457mm) | VZTI-4818-FNN | \$238.63 | \$274.60 | \$314.10 | \$357.22 | \$400.40 | \$457.74 | \$493.62 |
| | 24"(610mm) | VZTI-4824-FNN | 271.88 | 312.90 | 357.99 | 407.18 | 456.43 | 521.85 | 562.76 |
| | 30"(762mm) | VZTI-4830-FNN | 305.12 | 351.19 | 401.87 | 457.13 | 512.45 | 585.96 | 631.89 |
| | 36"(914mm) | VZTI-4836-FNC | 338.36 | 389.49 | 445.76 | 507.08 | 568.48 | 650.07 | 701.02 |
| | 42"(1067mm) | VZTI-4842-FNC | 371.61 | 427.78 | 489.64 | 557.04 | 624.50 | 714.18 | 770.16 |
| | 48"(1219mm) | VZTI-4848-FNC | 404.85 | 466.08 | 533.53 | 606.99 | 680.52 | 778.29 | 839.30 |
| | 54"(1372mm) | VZTI-4854-FNC | 438.10 | 504.37 | 577.41 | 656.95 | 736.55 | 842.40 | 908.43 |
| | 60"(1524mm) | VZTI-4860-FNC | 471.34 | 542.66 | 621.29 | 706.90 | 792.57 | 906.51 | 977.56 |
| | 66"(1676mm) | VZTI-4866-FNS | 504.59 | 580.96 | 665.18 | 756.86 | 848.60 | 970.62 | 1046.70 |
| 72"(1829mm) | VZTI-4872-FNC | 627.81 | 709.23 | 799.04 | 896.79 | 994.60 | 1124.71 | 1205.81 | |
| 56"(1422mm) | 18"(457mm) | VZTI-5618-FNN | \$268.67 | \$309.22 | \$353.75 | \$402.36 | \$451.04 | \$515.67 | \$556.11 |
| | 24"(610mm) | VZTI-5624-FNN | 307.17 | 353.56 | 404.57 | 460.20 | 515.91 | 589.90 | 636.16 |
| | 30"(762mm) | VZTI-5630-FNN | 345.65 | 397.90 | 455.37 | 518.04 | 580.77 | 664.12 | 716.20 |
| | 36"(914mm) | VZTI-5636-FNC | 384.14 | 442.24 | 506.19 | 575.87 | 645.64 | 738.35 | 796.24 |
| | 42"(1067mm) | VZTI-5642-FNC | 422.64 | 486.57 | 557.00 | 633.71 | 710.50 | 812.58 | 876.29 |
| | 48"(1219mm) | VZTI-5648-FNC | 461.12 | 530.92 | 607.81 | 691.55 | 775.36 | 886.80 | 956.34 |
| | 54"(1372mm) | VZTI-5654-FNC | 499.62 | 575.25 | 658.62 | 749.39 | 840.23 | 961.03 | 1036.38 |
| | 60"(1524mm) | VZTI-5660-FNC | 538.11 | 619.58 | 709.43 | 807.22 | 905.09 | 1035.26 | 1116.42 |
| | 66"(1676mm) | VZTI-5666-FNS | 576.60 | 663.93 | 760.24 | 865.07 | 969.96 | 1109.48 | 1196.47 |
| 72"(1829mm) | VZTI-5672-FNC | 712.70 | 805.87 | 908.66 | 1020.51 | 1132.43 | 1281.32 | 1374.12 | |
| 64"(1626mm) | 18"(457mm) | VZTI-6418-FNN | \$298.71 | \$343.84 | \$393.40 | \$447.50 | \$501.68 | \$573.60 | \$618.60 |
| | 24"(610mm) | VZTI-6424-FNN | 342.45 | 394.23 | 451.14 | 513.23 | 575.39 | 657.94 | 709.56 |
| | 30"(762mm) | VZTI-6430-FNN | 386.19 | 444.60 | 508.88 | 578.94 | 649.09 | 742.29 | 800.51 |
| | 36"(914mm) | VZTI-6436-FNC | 429.92 | 494.99 | 566.62 | 644.66 | 722.80 | 826.63 | 891.46 |
| | 42"(1067mm) | VZTI-6442-FNC | 473.66 | 545.37 | 624.35 | 710.39 | 796.50 | 910.97 | 982.42 |
| | 48"(1219mm) | VZTI-6448-FNC | 517.40 | 595.75 | 682.10 | 776.10 | 870.20 | 995.32 | 1073.38 |
| | 54"(1372mm) | VZTI-6454-FNC | 561.14 | 646.13 | 739.83 | 841.83 | 943.91 | 1079.66 | 1164.33 |
| | 60"(1524mm) | VZTI-6460-FNC | 604.87 | 696.51 | 797.56 | 907.55 | 1017.61 | 1164.00 | 1255.28 |
| | 72"(1829mm) | VZTI-6472-FNC | 748.56 | 845.20 | 951.24 | 1064.23 | 1183.77 | 1330.22 | 1425.22 |
| 72"(1829mm) | 18"(457mm) | VZTI-7218-FNN | \$328.75 | \$378.46 | \$433.05 | \$492.64 | \$552.32 | \$631.53 | \$681.09 |
| | 24"(610mm) | VZTI-7224-FNN | 377.74 | 434.89 | 497.72 | 566.25 | 634.87 | 725.99 | 782.96 |
| | 30"(762mm) | VZTI-7230-FNN | 426.72 | 491.31 | 562.38 | 639.85 | 717.41 | 820.45 | 884.82 |
| | 36"(914mm) | VZTI-7236-FNC | 475.70 | 547.74 | 627.05 | 713.45 | 799.96 | 914.91 | 986.68 |
| | 42"(1067mm) | VZTI-7242-FNC | 524.69 | 604.16 | 691.71 | 787.06 | 882.50 | 1009.37 | 1088.55 |
| | 48"(1219mm) | VZTI-7248-FNC | 573.67 | 660.59 | 756.38 | 860.66 | 965.04 | 1103.83 | 1190.42 |
| | 54"(1372mm) | VZTI-7254-FNC | 622.66 | 717.01 | 821.04 | 934.27 | 1047.59 | 1198.29 | 1292.28 |
| | 60"(1524mm) | VZTI-7260-FNC | 671.64 | 773.43 | 885.70 | 1007.87 | 1130.13 | 1292.75 | 1394.14 |
| | 72"(1829mm) | VZTI-7272-FNC | 819.33 | 927.12 | 1045.21 | 1174.20 | 1313.59 | 1484.22 | 1574.22 |

Tiles - Full Panel, Connections and Stack Frame

| Nominal Height | Nominal Width | Number | Fabric | | | | | | |
|--|---------------|---------------|-----------|-----------|-----------|-----------|-----------|------------|------------|
| | | | A | B | C | D | E | F | G |
| Spanning 3-Way Intersection Tiles | | | | | | | | | |
| 8"(203mm) | 39"(991mm) | VZTI-0839-FNS | \$ 327.58 | \$ 344.38 | \$ 362.84 | \$ 383.01 | \$ 403.20 | \$ 430.05 | \$ 446.82 |
| | 45"(1143mm) | VZTI-0845-FNS | 334.59 | 352.46 | 372.09 | 393.55 | 415.02 | 443.56 | 461.41 |
| | 51"(1295mm) | VZTI-0851-FNS | 341.61 | 360.54 | 381.35 | 404.09 | 426.85 | 457.10 | 476.00 |
| | 57"(1448mm) | VZTI-0857-FNS | 348.61 | 368.62 | 390.59 | 414.63 | 438.67 | 470.62 | 490.58 |
| | 63"(1600mm) | VZTI-0863-FNS | 355.63 | 376.69 | 399.85 | 425.17 | 450.50 | 484.16 | 505.16 |
| | 69"(1753mm) | VZTI-0869-FNS | 362.64 | 384.78 | 409.10 | 435.71 | 462.32 | 497.67 | 519.75 |
| 16"(406mm) | 39"(991mm) | VZTI-1639-FNS | \$ 375.99 | \$ 400.15 | \$ 426.74 | \$ 455.74 | \$ 484.78 | \$ 523.39 | \$ 547.50 |
| | 45"(1143mm) | VZTI-1645-FNS | 388.24 | 414.28 | 442.91 | 474.17 | 505.44 | 547.02 | 573.00 |
| | 51"(1295mm) | VZTI-1651-FNS | 400.50 | 428.40 | 459.09 | 492.59 | 526.11 | 570.67 | 598.49 |
| | 57"(1448mm) | VZTI-1657-FNS | 412.76 | 442.52 | 475.27 | 511.01 | 546.77 | 594.31 | 623.99 |
| | 63"(1600mm) | VZTI-1663-FNS | 425.02 | 456.64 | 491.45 | 529.43 | 567.44 | 617.96 | 649.48 |
| | 69"(1753mm) | VZTI-1669-FNS | 437.27 | 470.77 | 507.62 | 547.86 | 588.10 | 641.59 | 674.98 |
| 24"(610mm) | 39"(991mm) | VZTI-2439-FNS | \$ 424.39 | \$ 455.92 | \$ 490.63 | \$ 528.47 | \$ 566.36 | \$ 616.73 | \$ 648.17 |
| | 45"(1143mm) | VZTI-2445-FNS | 441.89 | 476.09 | 513.73 | 554.78 | 595.86 | 650.47 | 684.58 |
| | 51"(1295mm) | VZTI-2451-FNS | 459.40 | 496.25 | 536.84 | 581.09 | 625.37 | 684.25 | 720.98 |
| | 57"(1448mm) | VZTI-2457-FNS | 476.90 | 516.42 | 559.94 | 607.39 | 654.87 | 717.99 | 757.39 |
| | 63"(1600mm) | VZTI-2463-FNS | 494.41 | 536.58 | 583.05 | 633.69 | 684.38 | 751.76 | 793.79 |
| | 69"(1753mm) | VZTI-2469-FNS | 511.91 | 556.75 | 606.15 | 660.00 | 713.88 | 785.51 | 830.20 |
| 32"(813mm) | 39"(991mm) | VZTI-3239-FNS | \$ 472.79 | \$ 511.70 | \$ 554.52 | \$ 601.21 | \$ 647.94 | \$ 710.06 | \$ 748.85 |
| | 45"(1143mm) | VZTI-3245-FNS | 495.54 | 537.91 | 584.55 | 635.40 | 686.28 | 753.93 | 796.17 |
| | 51"(1295mm) | VZTI-3251-FNS | 518.30 | 564.11 | 614.59 | 669.58 | 724.63 | 797.82 | 843.48 |
| | 57"(1448mm) | VZTI-3257-FNS | 541.04 | 590.33 | 644.61 | 703.78 | 762.97 | 841.68 | 890.80 |
| | 63"(1600mm) | VZTI-3263-FNS | 563.80 | 616.53 | 674.65 | 737.96 | 801.32 | 885.57 | 938.11 |
| | 69"(1753mm) | VZTI-3269-FNS | 586.55 | 642.74 | 704.68 | 772.15 | 839.66 | 929.44 | 985.43 |
| 40"(1016mm) | 39"(991mm) | VZTI-4039-FNS | \$ 521.20 | \$ 567.47 | \$ 618.42 | \$ 673.94 | \$ 729.52 | \$ 803.40 | \$ 849.52 |
| | 45"(1143mm) | VZTI-4045-FNS | 549.19 | 599.72 | 655.37 | 716.01 | 776.70 | 857.38 | 907.75 |
| | 51"(1295mm) | VZTI-4051-FNS | 577.19 | 631.97 | 692.33 | 758.08 | 823.89 | 911.39 | 965.97 |
| | 57"(1448mm) | VZTI-4057-FNS | 605.19 | 664.23 | 729.29 | 800.16 | 871.07 | 965.37 | 1024.20 |
| | 63"(1600mm) | VZTI-4063-FNS | 633.19 | 696.47 | 766.25 | 842.22 | 918.26 | 1019.37 | 1082.42 |
| | 69"(1753mm) | VZTI-4069-FNS | 661.18 | 728.73 | 803.20 | 884.30 | 965.44 | 1073.36 | 1140.65 |
| 48"(1219mm) | 39"(991mm) | VZTI-4839-FNS | \$ 569.60 | \$ 623.24 | \$ 682.31 | \$ 746.67 | \$ 811.10 | \$ 896.74 | \$ 950.20 |
| | 45"(1143mm) | VZTI-4845-FNS | 602.84 | 661.54 | 726.19 | 796.63 | 867.12 | 960.84 | 1019.34 |
| | 51"(1295mm) | VZTI-4851-FNS | 636.09 | 699.83 | 770.08 | 846.58 | 923.15 | 1024.96 | 1088.47 |
| | 57"(1448mm) | VZTI-4857-FNS | 669.33 | 738.13 | 813.96 | 896.54 | 979.17 | 1089.06 | 1157.61 |
| | 63"(1600mm) | VZTI-4863-FNS | 702.58 | 776.42 | 857.85 | 946.49 | 1035.20 | 1153.18 | 1226.74 |
| | 69"(1753mm) | VZTI-4869-FNS | 735.82 | 814.72 | 901.73 | 996.45 | 1091.22 | 1217.28 | 1295.88 |
| 56"(1422mm) | 39"(991mm) | VZTI-5639-FNS | \$ 618.00 | \$ 679.01 | \$ 746.20 | \$ 819.40 | \$ 892.68 | \$ 990.08 | \$1050.87 |
| | 45"(1143mm) | VZTI-5645-FNS | 656.49 | 723.35 | 797.01 | 877.24 | 957.54 | 1064.30 | 1130.92 |
| | 51"(1295mm) | VZTI-5651-FNS | 694.99 | 767.69 | 847.83 | 935.08 | 1022.41 | 1138.53 | 1210.96 |
| | 57"(1448mm) | VZTI-5657-FNS | 733.47 | 812.03 | 898.63 | 992.92 | 1087.27 | 1212.75 | 1291.01 |
| | 63"(1600mm) | VZTI-5663-FNS | 771.97 | 856.36 | 949.45 | 1050.75 | 1152.14 | 1286.98 | 1371.05 |
| | 69"(1753mm) | VZTI-5669-FNS | 810.46 | 900.71 | 1000.26 | 1108.60 | 1217.00 | 1361.20 | 1451.10 |
| 64"(1626mm) | 39"(991mm) | VZTI-6439-FNS | \$ 666.41 | \$ 734.78 | \$ 810.10 | \$ 892.13 | \$ 974.26 | \$1083.42 | \$ 1151.55 |
| | 45"(1143mm) | VZTI-6445-FNS | 710.14 | 785.17 | 867.83 | 957.86 | 1047.96 | 1167.75 | 1242.51 |
| | 51"(1295mm) | VZTI-6451-FNS | 753.88 | 835.55 | 925.57 | 1023.58 | 1121.67 | 1252.10 | 1333.46 |
| | 57"(1448mm) | VZTI-6457-FNS | 797.62 | 885.93 | 983.31 | 1089.30 | 1195.37 | 1336.44 | 1424.42 |
| 72"(1829mm) | 39"(991mm) | VZTI-7239-FNS | \$ 714.81 | \$ 790.55 | \$ 873.99 | \$ 964.86 | \$1055.84 | \$ 1176.76 | \$1252.23 |
| | 45"(1143mm) | VZTI-7245-FNS | 763.79 | 846.98 | 938.65 | 1038.47 | 1138.38 | 1271.20 | 1354.09 |
| | 51"(1295mm) | VZTI-7251-FNS | 812.78 | 903.40 | 1003.32 | 1112.07 | 1220.93 | 1365.67 | 1455.95 |
| | 57"(1448mm) | VZTI-7257-FNS | 861.76 | 959.83 | 1067.98 | 1185.68 | 1303.47 | 1460.12 | 1557.82 |

Tiles - Full Panel, Connections and Stack Frame

Laminate

Unique Features

- High Pressure Laminate (HPL) tile has 1mm edgeband
- 72"(1829mm)W is not available on 56"(1422mm), 64"(1626mm) or 72"(1829mm)H tiles.
- Wood grain laminate can be vertical or horizontal. See illustrations below for limitations. Specify appropriate laminate surface code.



To Order, Specify:

1) Product number, including:

1 Technology Port Option:

- N** No Technology Access
- L** Left-Hand Port (add **\$87.40** list)
- R** Right-Hand Port (add **\$87.40** list)
- 2** Left and Right- Hand Port (add **\$208.28** list)

2) Laminate surface color.

3) Edgeband color.

4) Trim color for bezel (if applicable).

| Nominal Height | Nominal Width | Number ① | HPL | |
|-------------------------|---------------|---------------|-----------|-----------|
| | | | A | B |
| Individual Tiles | | | | |
| 8"(203mm) | 18"(457mm) | VZTI-0818-DNN | \$ 163.63 | \$ 175.13 |
| | 24"(610mm) | VZTI-0824-DNN | 182.90 | 195.94 |
| | 30"(762mm) | VZTI-0830-DNN | 202.17 | 216.74 |
| | 36"(914mm) | VZTI-0836-DNN | 221.44 | 237.55 |
| | 42"(1067mm) | VZTI-0842-DNN | 240.71 | 258.36 |
| | 48"(1219mm) | VZTI-0848-DNN | 259.98 | 279.16 |
| | 54"(1372mm) | VZTI-0854-DNN | 279.25 | 299.97 |
| | 60"(1524mm) | VZTI-0860-DNN | 298.52 | 320.78 |
| 16"(406mm) | 18"(457mm) | VZTI-1618-DNN | \$ 221.44 | \$ 237.55 |
| | 24"(610mm) | VZTI-1624-D N | 259.98 | 279.16 |
| | 30"(762mm) | VZTI-1630-D N | 298.52 | 320.78 |
| | 36"(914mm) | VZTI-1636-D N | 337.06 | 362.39 |
| | 42"(1067mm) | VZTI-1642-D N | 375.60 | 404.00 |
| | 48"(1219mm) | VZTI-1648-D N | 414.14 | 445.62 |
| | 54"(1372mm) | VZTI-1654-D N | 452.68 | 487.23 |
| | 60"(1524mm) | VZTI-1660-D N | 491.22 | 528.84 |
| 24"(610mm) | 18"(457mm) | VZTI-2418-DNN | \$ 279.25 | \$ 299.97 |
| | 24"(610mm) | VZTI-2424-D N | 337.06 | 362.39 |
| | 30"(762mm) | VZTI-2430-D N | 394.87 | 424.81 |
| | 36"(914mm) | VZTI-2436-D N | 452.68 | 487.23 |
| | 42"(1067mm) | VZTI-2442-D N | 510.49 | 549.65 |
| | 48"(1219mm) | VZTI-2448-D N | 568.30 | 612.07 |
| | 54"(1372mm) | VZTI-2454-D N | 626.11 | 674.49 |
| | 60"(1524mm) | VZTI-2460-D N | 683.92 | 736.91 |
| 32"(813mm) | 18"(457mm) | VZTI-3218-DNN | \$ 337.06 | \$ 362.39 |
| | 24"(610mm) | VZTI-3224-D N | 414.14 | 445.62 |
| | 30"(762mm) | VZTI-3230-D N | 491.22 | 528.84 |
| | 36"(914mm) | VZTI-3236-D N | 568.30 | 612.07 |
| | 42"(1067mm) | VZTI-3242-D N | 645.38 | 695.30 |
| | 48"(1219mm) | VZTI-3248-D N | 722.46 | 778.52 |
| | 54"(1372mm) | VZTI-3254-D N | 799.54 | 861.75 |
| | 60"(1524mm) | VZTI-3260-D N | 876.62 | 944.98 |
| 72"(1829mm) | 18"(457mm) | VZTI-3272-D N | 1099.58 | N/A |

Tiles - Full Panel, Connections and Stack Frame

| Nominal Height | Nominal Width | Number | HPL | |
|-------------------------------|---------------|---------------|------------|------------|
| | | | A | B |
| 40"(1016mm) | 18"(457mm) | VZTI-4018-DNN | \$ 394.87 | \$ 424.81 |
| | 24"(610mm) | VZTI-4024-DNN | 491.22 | 528.84 |
| | 30"(762mm) | VZTI-4030-DNN | 587.57 | 632.88 |
| | 36"(914mm) | VZTI-4036-DNN | 683.92 | 736.91 |
| | 42"(1067mm) | VZTI-4042-DNN | 780.27 | 840.94 |
| | 48"(1219mm) | VZTI-4048-DNN | 876.62 | 944.98 |
| | 54"(1372mm) | VZTI-4054-DNN | 972.97 | 1049.01 |
| | 60"(1524mm) | VZTI-4060-DNN | 1069.32 | 1153.04 |
| 48"(1219mm) | 18"(457mm) | VZTI-4818-DNN | \$ 452.68 | \$ 487.23 |
| | 24"(610mm) | VZTI-4824-DNN | 568.30 | 612.07 |
| | 30"(762mm) | VZTI-4830-DNN | 683.92 | 736.91 |
| | 36"(914mm) | VZTI-4836-DNN | 799.54 | 861.75 |
| | 42"(1067mm) | VZTI-4842-DNN | 915.16 | 986.59 |
| | 48"(1219mm) | VZTI-4848-DNN | 1030.78 | 1111.43 |
| | 54"(1372mm) | VZTI-4854-DNN | 1146.40 | 1236.27 |
| | 60"(1524mm) | VZTI-4860-DNN | 1262.02 | 1361.11 |
| 56"(1422mm) | 18"(457mm) | VZTI-5618-DNN | \$ 510.49 | \$ 549.65 |
| | 24"(610mm) | VZTI-5624-DNN | 645.38 | 695.30 |
| | 30"(762mm) | VZTI-5630-DNN | 780.27 | 840.94 |
| | 36"(914mm) | VZTI-5636-DNN | 915.16 | 986.59 |
| | 42"(1067mm) | VZTI-5642-DNN | 1050.05 | 1132.24 |
| | 48"(1219mm) | VZTI-5648-DNN | 1184.94 | 1277.88 |
| | 54"(1372mm) | VZTI-5654-DNN | 1319.83 | 1423.53 |
| | 60"(1524mm) | VZTI-5660-DNN | 1454.72 | 1569.18 |
| 64"(1626mm) | 18"(457mm) | VZTI-6418-DNN | \$ 1132.18 | \$ 1175.95 |
| | 24"(610mm) | VZTI-6424-DNN | 1286.34 | 1342.40 |
| | 30"(762mm) | VZTI-6430-DNN | 1440.50 | 1508.86 |
| | 36"(914mm) | VZTI-6436-DNN | 1594.66 | 1675.31 |
| | 42"(1067mm) | VZTI-6442-DNN | 1748.82 | 1841.76 |
| | 48"(1219mm) | VZTI-6448-DNN | 1902.98 | 2008.22 |
| | 54"(1372mm) | VZTI-6454-DNN | 2057.14 | 2174.67 |
| | 60"(1524mm) | VZTI-6460-DNN | 2211.30 | 2341.12 |
| 72"(1829mm) | 18"(457mm) | VZTI-7218-DNN | \$ 1189.99 | \$ 1238.37 |
| | 24"(610mm) | VZTI-7224-DNN | 1363.42 | 1425.63 |
| | 30"(762mm) | VZTI-7230-DNN | 1536.85 | 1612.89 |
| | 36"(914mm) | VZTI-7236-DNN | 1710.28 | 1800.15 |
| | 42"(1067mm) | VZTI-7242-DNN | 1883.71 | 1987.41 |
| | 48"(1219mm) | VZTI-7248-DNN | 2057.14 | 2174.67 |
| | 54"(1372mm) | VZTI-7254-DNN | 2230.57 | 2361.93 |
| | 60"(1524mm) | VZTI-7260-DNN | 2404.00 | 2549.19 |
| Spanning In-line Tiles | | | | |
| 8"(203mm) | 36"(914mm) | VZTI-0836-DNS | \$ 503.38 | \$ 519.49 |
| | 42"(1067mm) | VZTI-0842-DNS | 522.65 | 540.30 |
| | 48"(1219mm) | VZTI-0848-DNS | 541.92 | 561.10 |
| | 54"(1372mm) | VZTI-0854-DNS | 561.19 | 581.91 |
| | 60"(1524mm) | VZTI-0860-DNS | 580.46 | 602.72 |
| | 66"(1676mm) | VZTI-0866-DNS | 599.73 | N/A |
| | 72"(1829mm) | VZTI-0872-DNS | 687.80 | N/A |
| | 78"(1981mm) | VZTI-0878-DNS | 707.07 | N/A |
| | 84"(2134mm) | VZTI-0884-DNS | 726.34 | N/A |
| | 90"(2286mm) | VZTI-0890-DNS | 745.61 | N/A |
| 96"(2438mm) | VZTI-0896-DNS | 764.88 | N/A | |

Tiles - Full Panel, Connections and Stack Frame

| Nominal Height | Nominal Width | Number | HPL | |
|----------------|---------------|---------------|-----------|------------|
| | | | A | B |
| 16"(406mm) | 36"(914mm) | VZTI-1636-DNS | \$ 619.00 | \$ 644.33 |
| | 42"(1067mm) | VZTI-1642-DNS | 657.54 | 685.94 |
| | 48"(1219mm) | VZTI-1648-DNS | 696.08 | 727.56 |
| | 54"(1372mm) | VZTI-1654-DNS | 734.62 | 769.17 |
| | 60"(1524mm) | VZTI-1660-DNS | 773.16 | 810.78 |
| | 66"(1676mm) | VZTI-1666-DNS | 811.70 | N/A |
| | 72"(1829mm) | VZTI-1672-DNS | 919.04 | N/A |
| | 78"(1981mm) | VZTI-1678-DNS | 957.58 | N/A |
| | 84"(2134mm) | VZTI-1684-DNS | 996.12 | N/A |
| | 90"(2286mm) | VZTI-1690-DNS | 1034.66 | N/A |
| 24"(610mm) | 96"(2438mm) | VZTI-1696-DNS | 1073.20 | N/A |
| | 36"(914mm) | VZTI-2436-DNS | \$ 734.62 | \$ 769.17 |
| | 42"(1067mm) | VZTI-2442-DNS | 792.43 | 831.59 |
| | 48"(1219mm) | VZTI-2448-DNS | 850.24 | 894.01 |
| | 54"(1372mm) | VZTI-2454-DNS | 908.05 | 956.43 |
| | 60"(1524mm) | VZTI-2460-DNS | 965.86 | 1018.85 |
| | 66"(1676mm) | VZTI-2466-DNS | 1023.67 | N/A |
| | 72"(1829mm) | VZTI-2472-DNS | 1150.28 | N/A |
| | 78"(1981mm) | VZTI-2478-DNS | 1208.09 | N/A |
| | 84"(2134mm) | VZTI-2484-DNS | 1265.90 | N/A |
| 32"(813mm) | 90"(2286mm) | VZTI-2490-DNS | 1323.71 | N/A |
| | 96"(2438mm) | VZTI-2496-DNS | 1381.52 | N/A |
| | 36"(914mm) | VZTI-3236-DNS | \$ 850.24 | \$ 894.01 |
| | 42"(1067mm) | VZTI-3242-DNS | 927.32 | 977.24 |
| | 48"(1219mm) | VZTI-3248-DNS | 1004.40 | 1060.46 |
| | 54"(1372mm) | VZTI-3254-DNS | 1081.48 | 1143.69 |
| | 60"(1524mm) | VZTI-3260-DNS | 1158.56 | 1226.92 |
| | 66"(1676mm) | VZTI-3266-DNS | 1235.64 | N/A |
| | 72"(1829mm) | VZTI-3272-DNS | 1381.52 | N/A |
| | 78"(1981mm) | VZTI-3278-DNS | 1458.60 | N/A |
| 40"(1016mm) | 84"(2134mm) | VZTI-3284-DNS | 1535.68 | N/A |
| | 90"(2286mm) | VZTI-3290-DNS | 1612.76 | N/A |
| | 96"(2438mm) | VZTI-3296-DNS | 1689.84 | N/A |
| | 36"(914mm) | VZTI-4036-DNS | \$ 965.86 | \$ 1018.85 |
| | 42"(1067mm) | VZTI-4042-DNS | 1062.21 | 1122.88 |
| | 48"(1219mm) | VZTI-4048-DNS | 1158.56 | 1226.92 |
| | 54"(1372mm) | VZTI-4054-DNS | 1254.91 | 1330.95 |
| | 60"(1524mm) | VZTI-4060-DNS | 1351.26 | 1434.98 |
| | 66"(1676mm) | VZTI-4066-DNS | 1447.61 | N/A |
| | 72"(1829mm) | VZTI-4072-DNS | 1612.76 | N/A |
| 48"(1219mm) | 78"(1981mm) | VZTI-4078-DNS | 1709.11 | N/A |
| | 84"(2134mm) | VZTI-4084-DNS | 1805.46 | N/A |
| | 90"(2286mm) | VZTI-4090-DNS | 1901.81 | N/A |
| | 96"(2438mm) | VZTI-4096-DNS | 1998.16 | N/A |

Tiles - Full Panel, Connections and Stack Frame

| Nominal Height | Nominal Width | Number | HPL | |
|--|---------------|---------------|------------|------------|
| | | | A | B |
| 48"(1219mm) | 36"(914mm) | VZTI-4836-DNS | \$ 1081.48 | \$ 1143.69 |
| | 42"(1067mm) | VZTI-4842-DNS | 1197.10 | 1268.53 |
| | 48"(1219mm) | VZTI-4848-DNS | 1312.72 | 1393.37 |
| | 54"(1372mm) | VZTI-4854-DNS | 1428.34 | 1518.21 |
| | 60"(1524mm) | VZTI-4860-DNS | 1543.96 | 1643.05 |
| | 66"(1676mm) | VZTI-4866-DNS | 1659.58 | N/A |
| | 72"(1829mm) | VZTI-4872-DNS | 1844.00 | N/A |
| | 78"(1981mm) | VZTI-4878-DNS | 1959.62 | N/A |
| | 84"(2134mm) | VZTI-4884-DNS | 2075.24 | N/A |
| | 90"(2286mm) | VZTI-4890-DNS | 2190.86 | N/A |
| 56"(1422mm) | 96"(2438mm) | VZTI-4896-DNS | 2306.48 | N/A |
| | 36"(914mm) | VZTI-5636-DNS | \$ 1197.10 | \$ 1268.53 |
| | 42"(1067mm) | VZTI-5642-DNS | 1331.99 | 1414.18 |
| | 48"(1219mm) | VZTI-5648-DNS | 1466.88 | 1559.82 |
| | 54"(1372mm) | VZTI-5654-DNS | 1601.77 | 1705.47 |
| | 60"(1524mm) | VZTI-5660-DNS | 1736.66 | 1851.12 |
| 64"(1626mm) | 36"(914mm) | VZTI-6436-DNS | \$ 1876.60 | \$ 1957.25 |
| | 42"(1067mm) | VZTI-6442-DNS | 2030.76 | 2123.70 |
| | 48"(1219mm) | VZTI-6448-DNS | 2184.92 | 2290.16 |
| | 54"(1372mm) | VZTI-6454-DNS | 2339.08 | 2456.61 |
| | 60"(1524mm) | VZTI-6460-DNS | 2493.24 | 2623.06 |
| 72"(1829mm) | 36"(914mm) | VZTI-7236-DNS | \$ 1992.22 | \$2082.09 |
| | 42"(1067mm) | VZTI-7242-DNS | 2165.65 | 2269.35 |
| | 48"(1219mm) | VZTI-7248-DNS | 2339.08 | 2456.61 |
| | 54"(1372mm) | VZTI-7254-DNS | 2512.51 | 2643.87 |
| | 60"(1524mm) | VZTI-7260-DNS | 2685.94 | 2831.13 |
| Spanning 3-Way Intersection Tiles | | | | |
| 8"(203mm) | 39"(991mm) | VZTI-0839-DNS | \$ 513.01 | \$ 529.89 |
| | 45"(1143mm) | VZTI-0845-DNS | 532.28 | 550.70 |
| | 51"(1295mm) | VZTI-0851-DNS | 551.56 | 571.51 |
| | 57"(1448mm) | VZTI-0857-DNS | 570.83 | 592.31 |
| | 63"(1600mm) | VZTI-0863-DNS | 590.10 | N/A |
| | 69"(1753mm) | VZTI-0869-DNS | 609.36 | N/A |
| | 75"(1905mm) | VZTI-0875-DNS | 697.44 | N/A |
| | 81"(2057mm) | VZTI-0881-DNS | 716.71 | N/A |
| | 93"(2362mm) | VZTI-0893-DNS | 755.24 | N/A |
| | 99"(2515mm) | VZTI-0899-DNS | 774.51 | N/A |
| 16"(406mm) | 39"(991mm) | VZTI-1639-DNS | \$ 638.27 | \$ 665.14 |
| | 45"(1143mm) | VZTI-1645-DNS | 676.81 | 706.75 |
| | 51"(1295mm) | VZTI-1651-DNS | 715.35 | 748.36 |
| | 57"(1448mm) | VZTI-1657-DNS | 753.89 | 789.98 |
| | 63"(1600mm) | VZTI-1663-DNS | 792.43 | N/A |
| | 69"(1753mm) | VZTI-1669-DNS | 830.97 | N/A |
| | 75"(1905mm) | VZTI-1675-DNS | 938.31 | N/A |
| | 81"(2057mm) | VZTI-1681-DNS | 976.85 | N/A |
| | 93"(2362mm) | VZTI-1693-DNS | 1053.93 | N/A |
| | 99"(2515mm) | VZTI-1699-DNS | 1092.47 | N/A |

Tiles - Full Panel, Connections and Stack Frame

| Nominal Height | Nominal Width | Number | HPL | |
|----------------|---------------|---------------|---------------|------------|
| | | | A | B |
| 24"(610mm) | 39"(991mm) | VZTI-2439-DNS | \$ 763.53 | \$ 800.38 |
| | 45"(1143mm) | VZTI-2445-DNS | 821.33 | 862.80 |
| | 51"(1295mm) | VZTI-2451-DNS | 879.15 | 925.22 |
| | 57"(1448mm) | VZTI-2457-DNS | 936.95 | 987.64 |
| | 63"(1600mm) | VZTI-2463-DNS | 994.77 | N/A |
| | 69"(1753mm) | VZTI-2469-DNS | 1052.57 | N/A |
| | 75"(1905mm) | VZTI-2475-DNS | 1179.18 | N/A |
| | 81"(2057mm) | VZTI-2481-DNS | 1236.99 | N/A |
| | 93"(2362mm) | VZTI-2493-DNS | 1352.61 | N/A |
| 32"(813mm) | 39"(991mm) | VZTI-3239-DNS | \$ 888.78 | \$ 935.62 |
| | 45"(1143mm) | VZTI-3245-DNS | 965.86 | 1018.85 |
| | 51"(1295mm) | VZTI-3251-DNS | 1042.94 | 1102.08 |
| | 57"(1448mm) | VZTI-3257-DNS | 1120.02 | 1185.30 |
| | 63"(1600mm) | VZTI-3263-DNS | 1197.10 | N/A |
| | 69"(1753mm) | VZTI-3269-DNS | 1274.18 | N/A |
| | 75"(1905mm) | VZTI-3275-DNS | 1420.06 | N/A |
| | 81"(2057mm) | VZTI-3281-DNS | 1497.14 | N/A |
| | 93"(2362mm) | VZTI-3293-DNS | 1651.30 | N/A |
| 40"(1016mm) | 39"(991mm) | VZTI-4039-DNS | \$ 1014.03 | \$ 1070.87 |
| | 45"(1143mm) | VZTI-4045-DNS | 1110.38 | 1174.90 |
| | 51"(1295mm) | VZTI-4051-DNS | 1206.73 | 1278.93 |
| | 57"(1448mm) | VZTI-4057-DNS | 1303.08 | 1382.97 |
| | 63"(1600mm) | VZTI-4063-DNS | 1399.43 | N/A |
| | 69"(1753mm) | VZTI-4069-DNS | 1495.78 | N/A |
| | 75"(1905mm) | VZTI-4075-DNS | 1660.94 | N/A |
| | 81"(2057mm) | VZTI-4081-DNS | 1757.29 | N/A |
| | 93"(2362mm) | VZTI-4093-DNS | 1949.98 | N/A |
| 48"(1219mm) | 39"(991mm) | VZTI-4839-DNS | \$ 1139.29 | \$ 1206.11 |
| | 45"(1143mm) | VZTI-4845-DNS | 1254.91 | 1330.95 |
| | 51"(1295mm) | VZTI-4851-DNS | 1370.53 | 1455.79 |
| | 57"(1448mm) | VZTI-4857-DNS | 1486.15 | 1580.63 |
| | 63"(1600mm) | VZTI-4863-DNS | 1601.77 | N/A |
| | 69"(1753mm) | VZTI-4869-DNS | 1717.39 | N/A |
| | 75"(1905mm) | VZTI-4875-DNS | 1901.81 | N/A |
| | 81"(2057mm) | VZTI-4881-DNS | 2017.43 | N/A |
| | 93"(2362mm) | VZTI-4893-DNS | 2248.67 | N/A |
| 56"(1422mm) | 39"(991mm) | VZTI-5639-DNS | \$ 1264.55 | \$ 1341.35 |
| | 45"(1143mm) | VZTI-5645-DNS | 1399.44 | 1487.00 |
| | 51"(1295mm) | VZTI-5651-DNS | 1534.32 | 1632.65 |
| | 57"(1448mm) | VZTI-5657-DNS | 1669.22 | 1778.29 |
| | 63"(1600mm) | VZTI-6439-DNS | \$ 1953.68 | \$2040.48 |
| | 45"(1143mm) | VZTI-6445-DNS | 2107.84 | 2206.93 |
| | 51"(1295mm) | VZTI-6451-DNS | 2262.00 | 2373.38 |
| | 57"(1448mm) | VZTI-6457-DNS | 2416.16 | 2539.84 |
| | 72"(1829mm) | 39"(991mm) | VZTI-7239-DNS | \$2078.94 |
| 45"(1143mm) | | VZTI-7245-DNS | 2252.36 | 2362.98 |
| 51"(1295mm) | | VZTI-7251-DNS | 2425.79 | 2550.24 |
| 57"(1448mm) | | VZTI-7257-DNS | 2599.22 | 2737.50 |

Tiles - Full Panel, Connections and Stack Frame

Steel

Unique Features

- Powdercoat finish.
- For use with magnetic accessories.

To Order, Specify:

1) Product number, including:

1 Technology Port Option:

- N** No Technology Access
- L** Left-Hand Port (add **\$87.40** list)
- R** Right-Hand Port (add **\$87.40** list)
- 2** Left and Right-Hand Port (add **\$209.75** list)

2) Trim color.

3) Trim color for bezel (if applicable).

| Nominal Height | Nominal Width | Number ① | Trim | |
|-------------------------|---------------|---------------|-----------|-----------|
| | | | A | B |
| Individual Tiles | | | | |
| 8"(203mm) | 18"(457mm) | VZTI-0818-PNN | \$ 113.35 | \$ 118.62 |
| | 24"(610mm) | VZTI-0824-PNN | 123.39 | 130.42 |
| | 30"(762mm) | VZTI-0830-PNN | 133.43 | 142.22 |
| | 36"(914mm) | VZTI-0836-PNN | 143.47 | 154.02 |
| | 42"(1067mm) | VZTI-0842-PNN | 153.51 | 165.82 |
| | 48"(1219mm) | VZTI-0848-PNN | 163.55 | 177.62 |
| | 54"(1372mm) | VZTI-0854-PNN | 173.59 | 189.42 |
| | 60"(1524mm) | VZTI-0860-PNN | 183.63 | 201.22 |
| 16"(406mm) | 72"(1829mm) | VZTI-0872-PNN | 243.29 | 264.40 |
| | 18"(457mm) | VZTI-1618-PNN | \$ 158.60 | \$ 168.72 |
| | 24"(610mm) | VZTI-1624-P N | 174.48 | 188.64 |
| | 30"(762mm) | VZTI-1630-P N | 190.36 | 208.56 |
| | 36"(914mm) | VZTI-1636-P N | 206.24 | 228.48 |
| | 42"(1067mm) | VZTI-1642-P N | 222.12 | 248.40 |
| | 48"(1219mm) | VZTI-1648-P N | 238.00 | 268.32 |
| | 54"(1372mm) | VZTI-1654-P N | 253.88 | 288.24 |
| 24"(610mm) | 60"(1524mm) | VZTI-1660-P N | 269.76 | 308.16 |
| | 72"(1829mm) | VZTI-1672-P N | 380.68 | 427.16 |
| | 18"(457mm) | VZTI-2418-PNN | \$ 217.86 | \$ 233.19 |
| | 24"(610mm) | VZTI-2424-P N | 239.88 | 261.39 |
| | 30"(762mm) | VZTI-2430-P N | 261.90 | 289.59 |
| | 36"(914mm) | VZTI-2436-P N | 283.92 | 317.79 |
| | 42"(1067mm) | VZTI-2442-P N | 305.94 | 345.99 |
| | 48"(1219mm) | VZTI-2448-P N | 327.96 | 374.19 |
| 32"(813mm) | 54"(1372mm) | VZTI-2454-P N | 349.98 | 402.39 |
| | 60"(1524mm) | VZTI-2460-P N | 372.00 | 430.59 |
| | 72"(1829mm) | VZTI-2472-P N | 534.78 | 605.73 |
| | 18"(457mm) | VZTI-3218-PNN | \$ 259.53 | \$ 279.83 |
| | 24"(610mm) | VZTI-3224-P N | 286.21 | 314.55 |
| | 30"(762mm) | VZTI-3230-P N | 312.89 | 349.27 |
| | 36"(914mm) | VZTI-3236-P N | 339.57 | 383.99 |
| | 42"(1067mm) | VZTI-3242-P N | 366.25 | 418.71 |
| 40"(1016mm) | 48"(1219mm) | VZTI-3248-P N | 392.93 | 453.43 |
| | 54"(1372mm) | VZTI-3254-P N | 419.61 | 488.15 |
| | 60"(1524mm) | VZTI-3260-P N | 446.29 | 522.87 |
| | 72"(1829mm) | VZTI-3272-P N | 657.97 | 750.63 |
| | 18"(457mm) | VZTI-4018-PNN | \$ 317.48 | \$342.96 |
| | 24"(610mm) | VZTI-4024-PNN | 351.86 | 387.82 |
| | 30"(762mm) | VZTI-4030-PNN | 386.24 | 432.68 |
| | 36"(914mm) | VZTI-4036-PNN | 420.62 | 477.54 |
| | 42"(1067mm) | VZTI-4042-PNN | 455.00 | 522.40 |
| | 48"(1219mm) | VZTI-4048-PNN | 489.38 | 567.26 |
| | 54"(1372mm) | VZTI-4054-PNN | 523.76 | 612.12 |
| | 60"(1524mm) | VZTI-4060-PNN | 558.14 | 656.98 |
| | 72"(1829mm) | VZTI-4072-PNN | 824.80 | 944.60 |

Tiles - Full Panel, Connections and Stack Frame

| Nominal Height | Nominal Width | Number | Trim | |
|-------------------------------|---------------|---------------|-----------|-----------|
| | | | A | B |
| Spanning In-Line Tiles | | | | |
| 8"(203mm) | 36"(914mm) | VZTI-0836-PNS | \$ 273.22 | \$ 283.77 |
| | 42"(1067mm) | VZTI-0842-PNS | 283.26 | 295.57 |
| | 48"(1219mm) | VZTI-0848-PNS | 293.30 | 307.37 |
| | 54"(1372mm) | VZTI-0854-PNS | 303.34 | 319.17 |
| | 60"(1524mm) | VZTI-0860-PNS | 313.38 | 330.97 |
| | 66"(1676mm) | VZTI-0866-PNS | 323.42 | 342.77 |
| | 72"(1829mm) | VZTI-0872-PNS | 333.46 | 354.57 |
| | 78"(1981mm) | VZTI-0878-PNS | 343.50 | 366.37 |
| 16"(406mm) | 36"(914mm) | VZTI-1636-PNS | \$ 322.05 | \$ 344.29 |
| | 42"(1067mm) | VZTI-1642-PNS | 337.93 | 364.21 |
| | 48"(1219mm) | VZTI-1648-PNS | 353.81 | 384.13 |
| | 54"(1372mm) | VZTI-1654-PNS | 369.69 | 404.05 |
| | 60"(1524mm) | VZTI-1660-PNS | 385.57 | 423.97 |
| | 66"(1676mm) | VZTI-1666-PNS | 401.45 | 443.89 |
| | 72"(1829mm) | VZTI-1672-PNS | 417.33 | 463.81 |
| | 78"(1981mm) | VZTI-1678-PNS | 433.21 | 483.73 |
| 24"(610mm) | 36"(914mm) | VZTI-2436-PNS | \$ 344.75 | \$ 378.62 |
| | 42"(1067mm) | VZTI-2442-PNS | 366.77 | 406.82 |
| | 48"(1219mm) | VZTI-2448-PNS | 388.79 | 435.02 |
| | 54"(1372mm) | VZTI-2454-PNS | 410.81 | 463.22 |
| | 60"(1524mm) | VZTI-2460-PNS | 432.83 | 491.42 |
| | 66"(1676mm) | VZTI-2466-PNS | 454.85 | 519.62 |
| | 72"(1829mm) | VZTI-2472-PNS | 476.87 | 547.82 |
| | 78"(1981mm) | VZTI-2478-PNS | 498.89 | 576.02 |
| 32"(813mm) | 36"(914mm) | VZTI-3236-PNS | \$ 458.31 | \$ 502.73 |
| | 42"(1067mm) | VZTI-3242-PNS | 484.99 | 537.45 |
| | 48"(1219mm) | VZTI-3248-PNS | 511.67 | 572.17 |
| | 54"(1372mm) | VZTI-3254-PNS | 538.35 | 606.89 |
| | 60"(1524mm) | VZTI-3260-PNS | 565.03 | 641.61 |
| | 66"(1676mm) | VZTI-3266-PNS | 591.71 | 676.33 |
| | 72"(1829mm) | VZTI-3272-PNS | 618.39 | 711.05 |
| | 78"(1981mm) | VZTI-3278-PNS | 645.07 | 745.77 |
| 40"(1016mm) | 36"(914mm) | VZTI-4036-PNS | \$ 628.82 | \$ 685.74 |
| | 42"(1067mm) | VZTI-4042-PNS | 663.20 | 730.60 |
| | 48"(1219mm) | VZTI-4048-PNS | 697.58 | 775.46 |
| | 54"(1372mm) | VZTI-4054-PNS | 731.96 | 820.32 |
| | 60"(1524mm) | VZTI-4060-PNS | 766.34 | 865.18 |
| | 66"(1676mm) | VZTI-4066-PNS | 800.72 | 910.04 |
| | 72"(1829mm) | VZTI-4072-PNS | 835.10 | 954.90 |
| | 78"(1981mm) | VZTI-4078-PNS | 869.48 | 999.76 |

Tiles - Full Panel, Connections and Stack Frame

| Nominal Height | Nominal Width | Number | Trim | |
|--|---------------|---------------|-----------|-----------|
| | | | A | B |
| Spanning 3-Way Intersection Tiles | | | | |
| 8"(203mm) | 39"(991mm) | VZTI-0839-PNS | \$ 278.24 | \$ 289.67 |
| | 45"(1143mm) | VZTI-0845-PNS | 288.28 | 301.47 |
| | 51"(1295mm) | VZTI-0851-PNS | 298.32 | 313.27 |
| | 57"(1448mm) | VZTI-0857-PNS | 308.36 | 325.07 |
| | 63"(1600mm) | VZTI-0863-PNS | 318.40 | 336.87 |
| | 69"(1753mm) | VZTI-0869-PNS | 328.44 | 348.67 |
| | 75"(1905mm) | VZTI-0875-PNS | 338.48 | 360.47 |
| 16"(406mm) | 39"(991mm) | VZTI-1639-PNS | \$ 329.99 | \$ 354.25 |
| | 45"(1143mm) | VZTI-1645-PNS | 345.87 | 374.17 |
| | 51"(1295mm) | VZTI-1651-PNS | 361.75 | 394.09 |
| | 57"(1448mm) | VZTI-1657-PNS | 377.63 | 414.01 |
| | 63"(1600mm) | VZTI-1663-PNS | 393.51 | 433.93 |
| | 69"(1753mm) | VZTI-1669-PNS | 409.39 | 453.85 |
| | 75"(1905mm) | VZTI-1675-PNS | 425.27 | 473.77 |
| 24"(610mm) | 39"(991mm) | VZTI-2439-PNS | \$ 355.76 | \$ 392.72 |
| | 45"(1143mm) | VZTI-2445-PNS | 377.78 | 420.92 |
| | 51"(1295mm) | VZTI-2451-PNS | 399.80 | 449.12 |
| | 57"(1448mm) | VZTI-2457-PNS | 421.82 | 477.32 |
| | 63"(1600mm) | VZTI-2463-PNS | 443.84 | 505.52 |
| | 69"(1753mm) | VZTI-2469-PNS | 465.86 | 533.72 |
| | 75"(1905mm) | VZTI-2475-PNS | 487.88 | 561.92 |
| 32"(813mm) | 39"(991mm) | VZTI-3239-PNS | \$ 471.65 | \$ 520.09 |
| | 45"(1143mm) | VZTI-3245-PNS | 498.33 | 554.81 |
| | 51"(1295mm) | VZTI-3251-PNS | 525.01 | 589.53 |
| | 57"(1448mm) | VZTI-3257-PNS | 551.69 | 624.25 |
| | 63"(1600mm) | VZTI-3263-PNS | 578.37 | 658.97 |
| | 69"(1753mm) | VZTI-3269-PNS | 605.05 | 693.69 |
| | 75"(1905mm) | VZTI-3275-PNS | 631.73 | 728.41 |
| 40"(1016mm) | 39"(991mm) | VZTI-4039-PNS | \$ 646.01 | \$ 708.17 |
| | 45"(1143mm) | VZTI-4045-PNS | 680.39 | 753.03 |
| | 51"(1295mm) | VZTI-4051-PNS | 714.77 | 797.89 |
| | 57"(1448mm) | VZTI-4057-PNS | 749.15 | 842.75 |
| | 63"(1600mm) | VZTI-4063-PNS | 783.53 | 887.61 |
| | 69"(1753mm) | VZTI-4069-PNS | 817.91 | 932.47 |
| | 75"(1905mm) | VZTI-4075-PNS | 852.29 | 977.33 |

Tiles - Full Panel, Connections and Stack Frame

Wood

Unique Features

- Low gloss finish for double-cut veneer wood tiles.
- Standard gloss finish for natural wood tiles.



Double-cut Veneer
Horizontal grain direction



Natural Veneer
Vertical grain direction

To Order, Specify:

1) Product number, including:

1 Technology Port Option:

- N** No Technology Access
- L** Left-Hand Port (add **\$87.40** list)
- R** Right-Hand Port (add **\$87.40** list)
- 2** Left and Right-Hand Port (add **\$209.75** list)

2) Wood finish color.

3) Trim color for bezel (if applicable).

Note: 54"(1372mm), 60"(1524mm), and 72"(1829mm)W is not available for 56"(1422mm), 64"(1626mm) and 72"(1829mm)H tile.

| Nominal Height | Nominal Width | Number ① | Wood | |
|-------------------------|---------------|---------------|-----------|-----------|
| | | | A | B |
| Individual Tiles | | | | |
| 8"(203mm) | 18"(457mm) | VZTI-0818-WNN | \$ 244.96 | \$ 354.94 |
| | 24"(610mm) | VZTI-0824-WNN | 269.44 | 382.90 |
| | 30"(762mm) | VZTI-0830-WNN | 293.92 | 410.86 |
| | 36"(914mm) | VZTI-0836-WNN | 318.40 | 438.82 |
| | 42"(1067mm) | VZTI-0842-WNN | 342.88 | 466.78 |
| | 42"(1067mm) | VZTI-0848-WNN | 367.36 | 494.74 |
| | 54"(1372mm) | VZTI-0854-WNN | 391.84 | 522.70 |
| | 60"(1524mm) | VZTI-0860-WNN | 416.32 | 550.66 |
| 16"(406mm) | 72"(1829mm) | VZTI-0872-WNN | 589.89 | 731.19 |
| | 18"(457mm) | VZTI-1618-WNN | \$ 362.85 | \$ 453.57 |
| | 24"(610mm) | VZTI-1624-W N | 393.37 | 489.47 |
| | 30"(762mm) | VZTI-1630-W N | 423.89 | 525.37 |
| | 36"(914mm) | VZTI-1636-W N | 454.41 | 561.27 |
| | 42"(1067mm) | VZTI-1642-W N | 484.93 | 597.17 |
| | 42"(1067mm) | VZTI-1648-W N | 515.45 | 633.07 |
| | 54"(1372mm) | VZTI-1654-W N | 545.97 | 668.97 |
| 24"(610mm) | 60"(1524mm) | VZTI-1660-W N | 576.49 | 704.87 |
| | 72"(1829mm) | VZTI-1672-W N | 886.75 | 1025.89 |
| | 18"(457mm) | VZTI-2418-WNN | \$ 562.01 | \$ 611.21 |
| | 24"(610mm) | VZTI-2424-W N | 618.65 | 674.11 |
| | 30"(762mm) | VZTI-2430-W N | 675.29 | 737.01 |
| | 36"(914mm) | VZTI-2436-W N | 731.93 | 799.91 |
| | 42"(1067mm) | VZTI-2442-W N | 788.57 | 862.81 |
| | 42"(1067mm) | VZTI-2448-W N | 845.21 | 925.71 |
| 32"(813mm) | 54"(1372mm) | VZTI-2454-W N | 901.85 | 988.61 |
| | 60"(1524mm) | VZTI-2460-W N | 958.49 | 1051.51 |
| | 72"(1829mm) | VZTI-2472-W N | 1445.60 | 1551.14 |
| | 18"(457mm) | VZTI-3218-WNN | \$ 638.71 | \$ 696.78 |
| | 24"(610mm) | VZTI-3224-W N | 703.87 | 773.56 |
| | 30"(762mm) | VZTI-3230-W N | 769.03 | 850.34 |
| | 36"(914mm) | VZTI-3236-W N | 834.19 | 927.12 |
| | 42"(1067mm) | VZTI-3242-W N | 899.35 | 1003.90 |
| 32"(813mm) | 42"(1067mm) | VZTI-3248-W N | 964.51 | 1080.68 |
| | 54"(1372mm) | VZTI-3254-W N | 1029.67 | 1157.46 |
| | 60"(1524mm) | VZTI-3260-W N | 1094.83 | 1234.24 |
| | 72"(1829mm) | VZTI-3272-W N | 1723.59 | 1886.24 |

Tiles - Full Panel, Connections and Stack Frame

| Nominal Height | Nominal Width | Number | Wood | | |
|----------------|-------------------------------|---------------|---------------|------------|------------|
| | | | A | B | |
| 40"(1016mm) | 18"(457mm) | VZTI-4018-WNN | \$ 1105.96 | \$ 1182.89 | |
| | 24"(610mm) | VZTI-4024-WNN | 1159.44 | 1245.85 | |
| | 30"(762mm) | VZTI-4030-WNN | 1212.92 | 1308.81 | |
| | 36"(914mm) | VZTI-4036-WNN | 1266.40 | 1371.77 | |
| | 42"(1067mm) | VZTI-4042-WNN | 1319.88 | 1434.73 | |
| | 42"(1067mm) | VZTI-4048-WNN | 1373.36 | 1497.69 | |
| | 54"(1372mm) | VZTI-4054-WNN | 1426.84 | 1560.65 | |
| | 60"(1524mm) | VZTI-4060-WNN | 1480.32 | 1623.61 | |
| 48"(1219mm) | 18"(457mm) | VZTI-4818-WNN | \$ 1135.40 | \$ 1233.14 | |
| | 24"(610mm) | VZTI-4824-WNN | 1193.84 | 1300.32 | |
| | 30"(762mm) | VZTI-4830-WNN | 1252.28 | 1367.50 | |
| | 36"(914mm) | VZTI-4836-WNN | 1310.72 | 1434.68 | |
| | 42"(1067mm) | VZTI-4842-WNN | 1369.16 | 1501.86 | |
| | 42"(1067mm) | VZTI-4848-WNN | 1427.60 | 1569.04 | |
| | 54"(1372mm) | VZTI-4854-WNN | 1486.04 | 1636.22 | |
| | 60"(1524mm) | VZTI-4860-WNN | 1544.48 | 1703.40 | |
| 56"(1422mm) | 18"(457mm) | VZTI-5618-WNN | \$ 1154.22 | \$ 1255.07 | |
| | 24"(610mm) | VZTI-5624-WNN | 1226.26 | 1337.21 | |
| | 30"(762mm) | VZTI-5630-WNN | 1298.30 | 1419.35 | |
| | 36"(914mm) | VZTI-5636-WNN | 1370.34 | 1501.49 | |
| | 42"(1067mm) | VZTI-5642-WNN | 1442.38 | 1583.63 | |
| | 42"(1067mm) | VZTI-5648-WNN | 1514.42 | 1665.77 | |
| | 64"(1626mm) | 18"(457mm) | VZTI-6418-WNN | \$ 1253.55 | \$ 1474.62 |
| | | 24"(610mm) | VZTI-6424-WNN | 1360.19 | 1600.26 |
| 30"(762mm) | | VZTI-6430-WNN | 1466.83 | 1725.90 | |
| 36"(914mm) | | VZTI-6436-WNN | 1573.47 | 1851.54 | |
| 42"(1067mm) | | VZTI-6442-WNN | 1680.11 | 1977.18 | |
| 42"(1067mm) | | VZTI-6448-WNN | 1786.75 | 2102.82 | |
| 72"(1829mm) | | 18"(457mm) | VZTI-7218-WNN | \$ 1259.79 | \$ 1512.53 |
| | | 24"(610mm) | VZTI-7224-WNN | 1372.71 | 1638.39 |
| | 30"(762mm) | VZTI-7230-WNN | 1485.63 | 1764.25 | |
| | 36"(914mm) | VZTI-7236-WNN | 1598.55 | 1890.11 | |
| | 42"(1067mm) | VZTI-7242-WNN | 1711.47 | 2015.97 | |
| | 42"(1067mm) | VZTI-7248-WNN | 1824.39 | 2141.83 | |
| | Spanning-In-Line Tiles | | | | |
| | 8"(203mm) | 36"(914mm) | VZTI-0836-WNS | \$ 360.92 | \$ 481.34 |
| 42"(1067mm) | | VZTI-0842-WNS | 385.40 | 509.30 | |
| 48"(1219mm) | | VZTI-0848-WNS | 431.14 | 558.52 | |
| 54"(1372mm) | | VZTI-0854-WNS | 455.62 | 586.48 | |
| 60"(1524mm) | | VZTI-0860-WNS | 480.10 | 614.44 | |
| 66"(1676mm) | | VZTI-0866-WNS | 525.84 | 663.66 | |
| 72"(1829mm) | | VZTI-0872-WNS | 550.32 | 691.62 | |
| 78"(1981mm) | | VZTI-0878-WNS | 574.80 | 719.58 | |
| 84"(2134mm) | | VZTI-0884-WNS | 620.54 | 768.80 | |
| 90"(2286mm) | | VZTI-0890-WNS | 645.02 | 796.76 | |
| 96"(2438mm) | | VZTI-0896-WNS | 669.50 | 824.72 | |

Tiles - Full Panel, Connections and Stack Frame

| Nominal Height | Nominal Width | Number | Wood | |
|----------------|---------------|---------------|------------|------------|
| | | | A | B |
| 16"(406mm) | 36"(914mm) | VZTI-1636-WNS | \$ 539.45 | \$ 646.31 |
| | 42"(1067mm) | VZTI-1642-WNS | 591.23 | 703.47 |
| | 48"(1219mm) | VZTI-1648-WNS | 621.75 | 739.37 |
| | 54"(1372mm) | VZTI-1654-WNS | 673.53 | 796.53 |
| | 60"(1524mm) | VZTI-1660-WNS | 725.31 | 853.69 |
| | 66"(1676mm) | VZTI-1666-WNS | 755.83 | 889.59 |
| | 72"(1829mm) | VZTI-1672-WNS | 807.61 | 946.75 |
| | 78"(1981mm) | VZTI-1678-WNS | 859.39 | 1003.91 |
| | 84"(2134mm) | VZTI-1684-WNS | 889.91 | 1039.81 |
| | 90"(2286mm) | VZTI-1690-WNS | 941.69 | 1096.97 |
| | 96"(2438mm) | VZTI-1696-WNS | 993.47 | 1154.13 |
| 24"(610mm) | 36"(914mm) | VZTI-2436-WNS | \$ 859.49 | \$ 927.47 |
| | 42"(1067mm) | VZTI-2442-WNS | 937.39 | 1011.63 |
| | 48"(1219mm) | VZTI-2448-WNS | 1015.29 | 1095.79 |
| | 54"(1372mm) | VZTI-2454-WNS | 1093.19 | 1179.95 |
| | 60"(1524mm) | VZTI-2460-WNS | 1171.09 | 1264.11 |
| | 66"(1676mm) | VZTI-2466-WNS | 1248.99 | 1348.27 |
| | 72"(1829mm) | VZTI-2472-WNS | 1326.89 | 1432.43 |
| | 78"(1981mm) | VZTI-2478-WNS | 1404.79 | 1516.59 |
| | 84"(2134mm) | VZTI-2484-WNS | 1482.69 | 1600.75 |
| | 90"(2286mm) | VZTI-2490-WNS | 1560.59 | 1684.91 |
| | 96"(2438mm) | VZTI-2496-WNS | 1638.49 | 1769.07 |
| 32"(813mm) | 36"(914mm) | VZTI-3236-WNS | \$ 1004.27 | \$ 1097.20 |
| | 42"(1067mm) | VZTI-3242-WNS | 1090.69 | 1195.24 |
| | 48"(1219mm) | VZTI-3248-WNS | 1198.37 | 1314.54 |
| | 54"(1372mm) | VZTI-3254-WNS | 1284.79 | 1412.58 |
| | 60"(1524mm) | VZTI-3260-WNS | 1371.21 | 1510.62 |
| | 66"(1676mm) | VZTI-3266-WNS | 1478.89 | 1629.92 |
| | 72"(1829mm) | VZTI-3272-WNS | 1565.31 | 1727.96 |
| | 78"(1981mm) | VZTI-3278-WNS | 1651.73 | 1826.00 |
| | 84"(2134mm) | VZTI-3284-WNS | 1759.41 | 1945.30 |
| | 90"(2286mm) | VZTI-3290-WNS | 1845.83 | 2043.34 |
| | 96"(2438mm) | VZTI-3296-WNS | 1932.25 | 2141.38 |
| 40"(1016mm) | 36"(914mm) | VZTI-4036-WNS | \$ 1479.00 | \$ 1584.37 |
| | 42"(1067mm) | VZTI-4042-WNS | 1575.00 | 1689.85 |
| | 48"(1219mm) | VZTI-4048-WNS | 1649.74 | 1774.07 |
| | 54"(1372mm) | VZTI-4054-WNS | 1745.74 | 1879.55 |
| | 60"(1524mm) | VZTI-4060-WNS | 1841.74 | 1985.03 |
| | 66"(1676mm) | VZTI-4066-WNS | 1916.48 | 2069.25 |
| | 72"(1829mm) | VZTI-4072-WNS | 2012.48 | 2174.73 |
| | 78"(1981mm) | VZTI-4078-WNS | 2108.48 | 2280.21 |
| | 84"(2134mm) | VZTI-4084-WNS | 2183.22 | 2364.43 |
| | 90"(2286mm) | VZTI-4090-WNS | 2279.22 | 2469.91 |
| | 96"(2438mm) | VZTI-4096-WNS | 2375.22 | 2575.39 |
| 48"(1219mm) | 36"(914mm) | VZTI-4836-WNS | \$ 1565.84 | \$ 1689.80 |
| | 42"(1067mm) | VZTI-4842-WNS | 1666.80 | 1799.50 |
| | 48"(1219mm) | VZTI-4848-WNS | 1767.76 | 1909.20 |
| | 54"(1372mm) | VZTI-4854-WNS | 1868.72 | 2018.90 |
| | 60"(1524mm) | VZTI-4860-WNS | 1969.68 | 2128.60 |
| | 66"(1676mm) | VZTI-4866-WNS | 2070.64 | 2238.30 |
| | 72"(1829mm) | VZTI-4872-WNS | 2171.60 | 2348.00 |
| | 78"(1981mm) | VZTI-4878-WNS | 2272.56 | 2457.70 |
| | 84"(2134mm) | VZTI-4884-WNS | 2373.52 | 2567.40 |
| | 90"(2286mm) | VZTI-4890-WNS | 2474.48 | 2677.10 |
| | 96"(2438mm) | VZTI-4896-WNS | 2575.44 | 2786.80 |

Tiles - Full Panel, Connections and Stack Frame

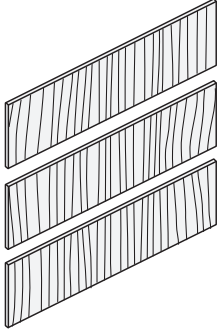
| Nominal Height | Nominal Width | Number | Wood | |
|--|---------------|---------------|------------|------------|
| | | | A | B |
| 56"(1422mm) | 36"(914mm) | VZTI-5636-WNS | \$ 1667.98 | \$ 1799.13 |
| | 42"(1067mm) | VZTI-5642-WNS | 1782.54 | 1923.79 |
| | 48"(1219mm) | VZTI-5648-WNS | 1918.36 | 2069.71 |
| 64"(1626mm) | 36"(914mm) | VZTI-6436-WNS | \$ 1913.63 | \$ 2191.70 |
| | 42"(1067mm) | VZTI-6442-WNS | 2084.05 | 2381.12 |
| | 48"(1219mm) | VZTI-6448-WNS | 2233.21 | 2549.28 |
| 72"(1829mm) | 36"(914mm) | VZTI-7236-WNS | \$ 1981.23 | \$ 2272.79 |
| | 42"(1067mm) | VZTI-7242-WNS | 2157.93 | 2462.43 |
| | 48"(1219mm) | VZTI-7248-WNS | 2334.63 | 2652.07 |
| Spanning 3-Way Intersection Tiles | | | | |
| 8"(203mm) | 39"(991mm) | VZTI-0839-WNS | \$ 373.16 | \$ 495.32 |
| | 45"(1143mm) | VZTI-0845-WNS | 418.90 | 544.54 |
| | 51"(1295mm) | VZTI-0851-WNS | 443.38 | 572.50 |
| | 57"(1448mm) | VZTI-0857-WNS | 467.86 | 600.46 |
| | 63"(1600mm) | VZTI-0863-WNS | 513.60 | 649.68 |
| | 69"(1753mm) | VZTI-0869-WNS | 538.08 | 677.64 |
| | 75"(1905mm) | VZTI-0875-WNS | 562.56 | 705.60 |
| | 81"(2057mm) | VZTI-0881-WNS | 608.30 | 754.82 |
| | 93"(2362mm) | VZTI-0893-WNS | 657.26 | 810.74 |
| 16"(406mm) | 99"(2515mm) | VZTI-0899-WNS | 703.00 | 859.96 |
| | 39"(991mm) | VZTI-1639-WNS | \$ 554.71 | \$ 664.26 |
| | 45"(1143mm) | VZTI-1645-WNS | 606.49 | 721.42 |
| | 51"(1295mm) | VZTI-1651-WNS | 658.27 | 778.58 |
| | 57"(1448mm) | VZTI-1657-WNS | 688.79 | 814.48 |
| | 63"(1600mm) | VZTI-1663-WNS | 740.57 | 871.64 |
| | 69"(1753mm) | VZTI-1669-WNS | 792.35 | 928.80 |
| | 75"(1905mm) | VZTI-1675-WNS | 822.87 | 964.70 |
| | 81"(2057mm) | VZTI-1681-WNS | 874.65 | 1021.86 |
| 24"(610mm) | 93"(2362mm) | VZTI-1693-WNS | 956.95 | 1114.92 |
| | 99"(2515mm) | VZTI-1699-WNS | 1008.73 | 1172.08 |
| | 39"(991mm) | VZTI-2439-WNS | \$ 909.07 | \$ 980.18 |
| | 45"(1143mm) | VZTI-2445-WNS | 986.97 | 1064.34 |
| | 51"(1295mm) | VZTI-2451-WNS | 1064.87 | 1148.50 |
| | 57"(1448mm) | VZTI-2457-WNS | 1142.77 | 1232.66 |
| | 63"(1600mm) | VZTI-2463-WNS | 1220.67 | 1316.82 |
| | 69"(1753mm) | VZTI-2469-WNS | 1298.57 | 1400.98 |
| | 75"(1905mm) | VZTI-2475-WNS | 1376.47 | 1485.14 |
| 32"(813mm) | 81"(2057mm) | VZTI-2481-WNS | 1454.37 | 1569.30 |
| | 93"(2362mm) | VZTI-2493-WNS | 1610.17 | 1737.62 |
| | 99"(2515mm) | VZTI-2499-WNS | 1688.07 | 1821.78 |
| | 39"(991mm) | VZTI-3239-WNS | \$ 1058.11 | \$ 1156.85 |
| | 45"(1143mm) | VZTI-3245-WNS | 1144.53 | 1254.89 |
| | 51"(1295mm) | VZTI-3251-WNS | 1230.95 | 1352.93 |
| | 57"(1448mm) | VZTI-3257-WNS | 1338.63 | 1472.23 |
| | 63"(1600mm) | VZTI-3263-WNS | 1425.05 | 1570.27 |
| | 69"(1753mm) | VZTI-3269-WNS | 1511.47 | 1668.31 |
| 32"(813mm) | 75"(1905mm) | VZTI-3275-WNS | 1619.15 | 1787.61 |
| | 81"(2057mm) | VZTI-3281-WNS | 1705.57 | 1885.65 |
| | 93"(2362mm) | VZTI-3293-WNS | 1899.67 | 2102.99 |
| | 99"(2515mm) | VZTI-3299-WNS | 1986.09 | 2201.03 |

Tiles - Full Panel, Connections and Stack Frame

| Nominal Height | Nominal Width | Number | Wood | |
|----------------|---------------|---------------|------------|------------|
| | | | A | B |
| 40"(1016mm) | 39"(991mm) | VZTI-4039-WNS | \$ 1527.00 | \$ 1637.11 |
| | 45"(1143mm) | VZTI-4045-WNS | 1623.00 | 1742.59 |
| | 51"(1295mm) | VZTI-4051-WNS | 1697.74 | 1826.81 |
| | 57"(1448mm) | VZTI-4057-WNS | 1793.74 | 1932.29 |
| | 63"(1600mm) | VZTI-4063-WNS | 1889.74 | 2037.77 |
| | 69"(1753mm) | VZTI-4069-WNS | 1964.48 | 2121.99 |
| | 75"(1905mm) | VZTI-4075-WNS | 2060.48 | 2227.47 |
| | 81"(2057mm) | VZTI-4081-WNS | 2156.48 | 2332.95 |
| | 93"(2362mm) | VZTI-4093-WNS | 2327.22 | 2522.65 |
| | 99"(2515mm) | VZTI-4099-WNS | 2423.22 | 2628.13 |
| 48"(1219mm) | 39"(991mm) | VZTI-4839-WNS | \$ 1616.32 | \$ 1744.65 |
| | 45"(1143mm) | VZTI-4845-WNS | 1717.28 | 1854.35 |
| | 51"(1295mm) | VZTI-4851-WNS | 1818.24 | 1964.05 |
| | 57"(1448mm) | VZTI-4857-WNS | 1919.20 | 2073.75 |
| | 63"(1600mm) | VZTI-4863-WNS | 2020.16 | 2183.45 |
| | 69"(1753mm) | VZTI-4869-WNS | 2121.12 | 2293.15 |
| | 75"(1905mm) | VZTI-4875-WNS | 2222.08 | 2402.85 |
| | 81"(2057mm) | VZTI-4881-WNS | 2323.04 | 2512.55 |
| | 93"(2362mm) | VZTI-4893-WNS | 2524.96 | 2731.95 |
| | 99"(2515mm) | VZTI-4899-WNS | 2625.92 | 2841.65 |
| 56"(1422mm) | 39"(991mm) | VZTI-5639-WNS | \$ 1725.26 | \$ 1861.46 |
| | 45"(1143mm) | VZTI-5645-WNS | 1861.08 | 2007.38 |
| 64"(1626mm) | 39"(991mm) | VZTI-6439-WNS | \$ 1988.21 | \$ 2275.78 |
| | 45"(1143mm) | VZTI-6445-WNS | 2158.63 | 2465.20 |
| 72"(1829mm) | 39"(991mm) | VZTI-7239-WNS | \$ 2080.21 | \$ 2378.24 |
| | 45"(1143mm) | VZTI-7245-WNS | 2256.91 | 2567.88 |

Tiles - Full Panel, Connections and Stack Frame

Matched Natural Wood Tile Set



VZTQ
Class BC - Discount Group XI

Unique Features

- Consists of two or more matching natural wood tiles with attachment brackets.
- Vertical natural wood grain and color is matched between tiles.

To Order, Specify:

- 1) Product number.
- 2) Wood finish.

Note: 72" (1829mm)W is not available for 64" (1626mm) and 72" (1829mm)H.

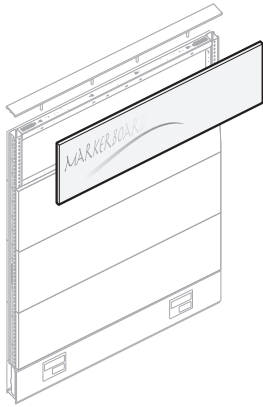
| Nominal Height | Quantity-Height | Nominal Width | Number | Wood B |
|----------------|---------------------------------|---------------|-----------------|-------------|
| 24" (610mm) | One 16" (406mm), One 8" (203mm) | 18" (457mm) | VZTQ-3418-ZZ | \$ 664.97 |
| | | 24" (610mm) | VZTQ-3424-ZZ | 747.17 |
| | | 30" (762mm) | VZTQ-3430-ZZ | 829.37 |
| | | 36" (914mm) | VZTQ-3436-ZZ | 911.57 |
| | | 42" (1067mm) | VZTQ-3442-ZZ | 993.77 |
| | | 48" (1219mm) | VZTQ-3448-ZZ | 1075.97 |
| | | 54" (1372mm) | VZTQ-3454-ZZ | 1158.17 |
| | | 60" (1524mm) | VZTQ-3460-ZZ | 1240.37 |
| | | 72" (1829mm) | VZTQ-3472-ZZ | 1871.38 |
| | | 32" (813mm) | Two 16" (406mm) | 18" (457mm) |
| 24" (610mm) | VZTQ-4224-ZZ | | | 888.83 |
| 30" (762mm) | VZTQ-4230-ZZ | | | 991.43 |
| 36" (914mm) | VZTQ-4236-ZZ | | | 1094.03 |
| 42" (1067mm) | VZTQ-4242-ZZ | | | 1196.63 |
| 48" (1219mm) | VZTQ-4248-ZZ | | | 1299.23 |
| 54" (1372mm) | VZTQ-4254-ZZ | | | 1401.83 |
| 60" (1524mm) | VZTQ-4260-ZZ | | | 1504.43 |
| 72" (1829mm) | VZTQ-4272-ZZ | | | 2176.24 |
| 40" (1016mm) | Two 16" (406mm), One 8" (203mm) | | | 18" (457mm) |
| | | 24" (610mm) | VZTQ-5024-ZZZ | 1184.45 |
| | | 30" (762mm) | VZTQ-5030-ZZZ | 1306.37 |
| | | 36" (914mm) | VZTQ-5036-ZZZ | 1428.29 |
| | | 42" (1067mm) | VZTQ-5042-ZZZ | 1550.21 |
| | | 48" (1219mm) | VZTQ-5048-ZZZ | 1672.13 |
| | | 54" (1372mm) | VZTQ-5054-ZZZ | 1794.05 |
| | | 60" (1524mm) | VZTQ-5060-ZZZ | 1915.97 |
| | | 72" (1829mm) | VZTQ-5072-ZZZ | 2626.42 |

Tiles - Full Panel, Connections and Stack Frame

| Nominal Height | Quantity-Height | Nominal Width | Number | Wood B |
|----------------|---------------------------------|---------------|-----------------|------------|
| 48"(1219mm) | Three 16"(406mm) | 18"(457mm) | VZTQ-5818-ZZZ | \$ 1183.78 |
| | | 24"(610mm) | VZTQ-5824-ZZZ | 1320.82 |
| | | 30"(762mm) | VZTQ-5830-ZZZ | 1457.86 |
| | | 36"(914mm) | VZTQ-5836-ZZZ | 1594.90 |
| | | 42"(1067mm) | VZTQ-5842-ZZZ | 1731.94 |
| | | 48"(1219mm) | VZTQ-5848-ZZZ | 1868.98 |
| | | 54"(1372mm) | VZTQ-5854-ZZZ | 2006.02 |
| | | 60"(1524mm) | VZTQ-5860-ZZZ | 2143.06 |
| | | 72"(1829mm) | VZTQ-5872-ZZZ | 2883.75 |
| 56"(1422mm) | Three 16"(406mm), One 8"(203mm) | 18"(457mm) | VZTQ-6618-ZZZZ | \$ 1458.21 |
| | | 24"(610mm) | VZTQ-6624-ZZZZ | 1621.89 |
| | | 30"(762mm) | VZTQ-6630-ZZZZ | 1785.57 |
| | | 36"(914mm) | VZTQ-6636-ZZZZ | 1949.25 |
| | | 42"(1067mm) | VZTQ-6642-ZZZZ | 2112.93 |
| | | 48"(1219mm) | VZTQ-6648-ZZZZ | 2276.61 |
| | | 54"(1372mm) | VZTQ-6654-ZZZZ | 2440.29 |
| | | 60"(1524mm) | VZTQ-6660-ZZZZ | 2603.97 |
| | | 64"(1626mm) | Four 16"(406mm) | 18"(457mm) |
| 24"(610mm) | VZTQ-7424-ZZZZ | | | 1736.83 |
| 30"(762mm) | VZTQ-7430-ZZZZ | | | 1894.09 |
| 36"(914mm) | VZTQ-7436-ZZZZ | | | 2051.35 |
| 42"(1067mm) | VZTQ-7442-ZZZZ | | | 2208.61 |
| 48"(1219mm) | VZTQ-7448-ZZZZ | | | 2365.87 |
| 54"(1372mm) | VZTQ-7454-ZZZZ | | | 2523.13 |
| 60"(1524mm) | VZTQ-7460-ZZZZ | | | 2680.39 |

Tiles - Full Panel, Connections and Stack Frame

Markerboard



VZTI-MNN
Class BC - Discount Group XI

Unique Features

- Markerboard tile may not span frames
- Tray, markers and eraser not included.
- The following products are recommended to maintain the markerboard appearance:
 - Dry erase marker kit (includes holder, six markers and eraser), order part# 7062-8001.
 - Markerboard cleaner and conditioner, order part# 7031-7001.
 - Markerboard spray cleaner, order part# 7031-7002.
- External and wall mount markerboards are also available.

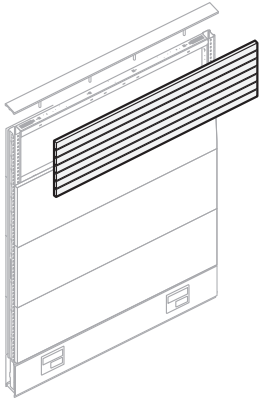
To Order, Specify:

- 1) Product number.
- 2) Finish color.
(TR-W White specification required.)

| Nominal Height | Nominal Width | Number | Price |
|----------------|---------------|---------------|-----------|
| 8"(203mm) | 18"(457mm) | VZTI-0818-MNN | \$ 243.17 |
| | 24"(610mm) | VZTI-0824-MNN | 266.47 |
| | 30"(762mm) | VZTI-0830-MNN | 289.77 |
| | 36"(914mm) | VZTI-0836-MNN | 313.07 |
| | 42"(1067mm) | VZTI-0842-MNN | 336.37 |
| | 48"(1219mm) | VZTI-0848-MNN | 359.67 |
| | 54"(1372mm) | VZTI-0854-MNN | 382.97 |
| | 60"(1524mm) | VZTI-0860-MNN | 406.27 |
| | 72"(1829mm) | VZTI-0872-MNN | 555.49 |
| 16"(406mm) | 18"(457mm) | VZTI-1618-MNN | \$ 348.69 |
| | 24"(610mm) | VZTI-1624-MNN | 382.59 |
| | 30"(762mm) | VZTI-1630-MNN | 416.49 |
| | 36"(914mm) | VZTI-1636-MNN | 450.39 |
| | 42"(1067mm) | VZTI-1642-MNN | 484.29 |
| | 48"(1219mm) | VZTI-1648-MNN | 518.19 |
| | 54"(1372mm) | VZTI-1654-MNN | 552.09 |
| | 60"(1524mm) | VZTI-1660-MNN | 585.99 |
| | 72"(1829mm) | VZTI-1672-MNN | 859.03 |
| 24"(610mm) | 18"(457mm) | VZTI-2418-MNN | \$ 533.70 |
| | 24"(610mm) | VZTI-2424-MNN | 585.18 |
| | 30"(762mm) | VZTI-2430-MNN | 636.66 |
| | 36"(914mm) | VZTI-2436-MNN | 688.14 |
| | 42"(1067mm) | VZTI-2442-MNN | 739.62 |
| | 48"(1219mm) | VZTI-2448-MNN | 791.10 |
| | 54"(1372mm) | VZTI-2454-MNN | 842.58 |
| | 60"(1524mm) | VZTI-2460-MNN | 894.06 |
| | 72"(1829mm) | VZTI-2472-MNN | 1304.88 |
| 32"(813mm) | 18"(457mm) | VZTI-3218-MNN | \$ 605.33 |
| | 24"(610mm) | VZTI-3224-MNN | 664.99 |
| | 30"(762mm) | VZTI-3230-MNN | 724.65 |
| | 36"(914mm) | VZTI-3236-MNN | 784.31 |
| | 42"(1067mm) | VZTI-3242-MNN | 843.97 |
| | 48"(1219mm) | VZTI-3248-MNN | 903.63 |
| | 54"(1372mm) | VZTI-3254-MNN | 963.29 |
| | 60"(1524mm) | VZTI-3260-MNN | 1022.95 |
| | 72"(1829mm) | VZTI-3272-MNN | 1552.75 |

Tiles - Full Panel, Connections and Stack Frame

Slat



VZTI-JNN
Class BC - Discount Group XI

Unique Features

- Slat tiles may not span frames.
- External and wall mount slat tiles also available.
- Belong work tools or JumpStuff tools may be used.
- 8"(203mm)H technology tiles not available.

To Order, Specify:

1) Product number, including:

1 Technology Port Option:

- N** No Technology Access
- L** Left-Hand Port (add **\$92.70** list)
- R** Right-Hand Port (add **\$92.70** list)
- 2** Left and Right-Hand Port (add **\$222.51** list)

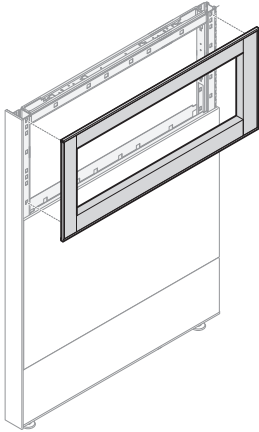
2) Trim color.

3) Trim color for bezel (if applicable).

| Nominal Height | Nominal Width | Number ① | Trim | |
|----------------|---------------|---------------|----------|----------|
| | | | A | B |
| 8"(203mm) | 18"(457mm) | VZTI-0818-JNN | \$323.95 | \$329.48 |
| | 24"(610mm) | VZTI-0824-JNN | 356.21 | 363.56 |
| | 30"(762mm) | VZTI-0830-JNN | 388.47 | 397.64 |
| | 36"(914mm) | VZTI-0836-JNN | 420.73 | 431.72 |
| | 42"(1067mm) | VZTI-0842-JNN | 452.99 | 465.80 |
| | 48"(1219mm) | VZTI-0848-JNN | 485.25 | 499.88 |
| | 54"(1372mm) | VZTI-0854-JNN | 517.51 | 533.96 |
| | 60"(1524mm) | VZTI-0860-JNN | 549.77 | 568.04 |
| | 72"(1829mm) | VZTI-0872-JNN | 886.47 | 908.38 |
| 16"(406mm) | 18"(457mm) | VZTI-1618-JNN | \$475.40 | \$486.14 |
| | 24"(610mm) | VZTI-1624-J N | 525.13 | 540.17 |
| | 30"(762mm) | VZTI-1630-J N | 574.90 | 594.24 |
| | 36"(914mm) | VZTI-1636-J N | 624.67 | 648.31 |
| | 42"(1067mm) | VZTI-1642-J N | 674.42 | 702.36 |
| | 48"(1219mm) | VZTI-1648-J N | 724.20 | 756.44 |
| | 54"(1372mm) | VZTI-1654-J N | 773.96 | 810.50 |
| | 60"(1524mm) | VZTI-1660-J N | 823.68 | 864.52 |
| | 72"(1829mm) | VZTI-1672-J N | 1127.06 | 1176.50 |

Tiles - Full Panel, Connections and Stack Frame

Open Frame



VZTI-ONN
Class BC - Discount Group XI

Unique Features

- Tiles designed to be used in pairs - one on each side of frame; separately specify second tile.
- When tile is used in top position, separately specify Glass Tile/Open Frame Hardware Kit.
- Not to be used in raceway location or in spanning conditions.

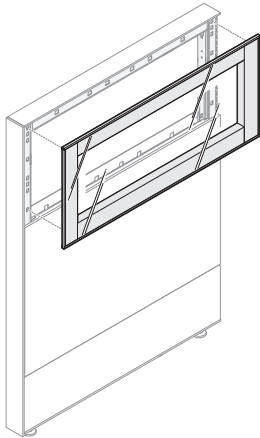
To Order, Specify:

- 1) Product number.
- 2) Trim color.

| Nominal Height | Nominal Width | Number | Trim | |
|----------------|---------------|---------------|----------|----------|
| | | | A | B |
| 16"(406mm) | 18"(457mm) | VZTI-1618-ONN | \$346.32 | \$356.70 |
| | 24"(610mm) | VZTI-1624-ONN | 369.32 | 383.84 |
| | 30"(762mm) | VZTI-1630-ONN | 392.32 | 410.98 |
| | 36"(914mm) | VZTI-1636-ONN | 415.32 | 438.12 |
| | 42"(1067mm) | VZTI-1642-ONN | 438.32 | 465.26 |
| | 48"(1219mm) | VZTI-1648-ONN | 495.36 | 526.44 |
| | 54"(1372mm) | VZTI-1654-ONN | 518.36 | 553.58 |
| | 60"(1524mm) | VZTI-1660-ONN | 541.36 | 580.72 |
| | 72"(1829mm) | VZTI-1672-ONN | 737.58 | 785.22 |

Tiles - Full Panel, Connections and Stack Frame

Glass



VZTI-YNN
Class BC - Discount Group XI

Unique Features

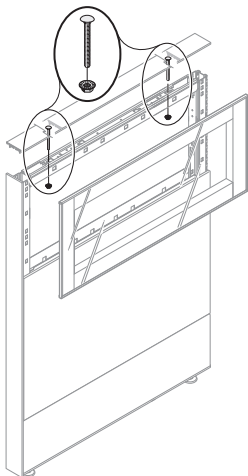
- Tiles designed to be used in pairs - one on each side of frame; separately specify second tile.
- When tile is used in top position, separately specify Glass Tile/Open Frame Hardware Kit.
- Not to be used in raceway location or in spanning conditions.

To Order, Specify:

- 1) Product number.
- 2) Trim color.
- 3) Glass option.
Grade A:
1C = Clear glass
Grade C:
E21 = Satin Etch

| Nominal Height | Nominal Width | Number | Trim A Glass | | Trim B Glass | |
|----------------|---------------|---------------|--------------|-----------|--------------|-----------|
| | | | A | C | A | C |
| 16"(406mm) | 18"(457mm) | VZTI-1618-YNN | \$ 699.55 | \$ 838.55 | \$ 709.94 | \$ 848.94 |
| | 24"(610mm) | VZTI-1624-YNN | 739.39 | 894.35 | 753.88 | 908.84 |
| | 30"(762mm) | VZTI-1630-YNN | 779.23 | 950.15 | 797.82 | 968.74 |
| | 36"(914mm) | VZTI-1636-YNN | 819.07 | 1005.95 | 841.76 | 1028.64 |
| | 42"(1067mm) | VZTI-1642-YNN | 899.96 | 1102.80 | 926.75 | 1129.59 |
| | 48"(1219mm) | VZTI-1648-YNN | 939.80 | 1158.60 | 970.69 | 1189.49 |
| | 54"(1372mm) | VZTI-1654-YNN | 979.64 | 1214.40 | 1014.63 | 1249.39 |
| | 60"(1524mm) | VZTI-1660-YNN | 1019.48 | 1270.20 | 1058.57 | 1309.29 |
| | 72"(1829mm) | VZTI-1672-YNN | 1222.33 | 1504.97 | 1269.62 | 1552.26 |

Hardware Kit — Glass Tile/Open Frame Tile (10 bolts/nuts)



VZTI
Class BC - Discount Group XI

Features

- Includes attachment hardware designed to be used with Glass Tile or Open Frame Tile in top position.
- Each kit supplies hardware for five Glass Tiles or Open Frame Tiles.
- Compatible for use with full profile aluminum trim, wood trim and thin profile steel trim.
- Not for use with Work Rail top cap.

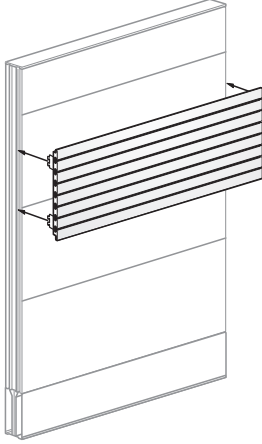
To Order, Specify:

- 1) Product number.
(No finish specification required.)

| Number | Price |
|-----------|---------|
| VZTI-0000 | \$38.11 |

External Mount Tiles — Full Panel and Connections

Slat, 16" External Mount



KZPY-16
Class CA - Discount Group XI

Features

- Includes slat tile attachment brackets.
- Belong work tools or JumpStuff tools may be used.

Specification Tip

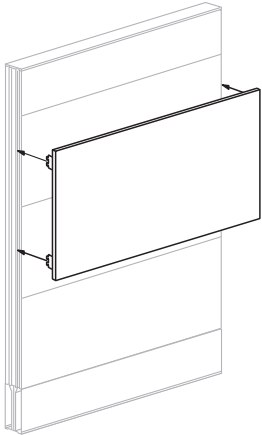
- To be installed in panel frame slots on same width panel, a combination of panels equal to tile width or wall track.

To Order, Specify:

- 1) Product number.
- 2) Trim color.

| Nominal Height | Nominal Width | Number | Trim A | B |
|----------------|---------------|-----------|----------|-----------|
| 16"(406mm) | 24"(610mm) | KZPY-1624 | \$422.53 | \$ 461.56 |
| | 30"(762mm) | KZPY-1630 | 459.85 | 498.88 |
| | 36"(914mm) | KZPY-1636 | 497.17 | 536.20 |
| | 42"(1067mm) | KZPY-1642 | 534.49 | 573.52 |
| | 48"(1219mm) | KZPY-1648 | 578.03 | 617.06 |
| | 54"(1372mm) | KZPY-1654 | 609.13 | 648.16 |
| | 60"(1524mm) | KZPY-1660 | 646.45 | 685.48 |
| | 72"(1829mm) | KZPY-1672 | 892.91 | 931.94 |

Tackboard, External Mount



KZAF
Class CA - Discount Group XI

Feature

- Includes one fabric covered tackboard with attachment brackets.

Specification Tips

- To be installed in panel frame slots on same width panel, a combination of panels equal to tile width or wall track.
- Can be mounted flush to Compose wall track by modifying attachment brackets in field.
- **When 72"(1829mm)W tackboards are specified, fabric will be railroaded. Please refer to surfaces.haworth.com for railroad codes of available fabrics.**
- For aesthetic reasons, consider specifying tackboards less than 72"(1829mm)W with railroad fabric if located adjacent to a tackboard which requires railroaded fabric.

To Order, Specify:

- 1) Product number.
- 2) Fabric surface and color.

| Nominal Height | Nominal Width | Number | Fabric | | | | | |
|----------------|---------------|-----------|-----------|-----------|----------|----------|----------|-----------|
| | | | A | B | C | E | F | G |
| 16"(406mm) | 24"(610mm) | KZAF-1624 | \$ 341.82 | \$ 357.34 | \$359.58 | \$364.56 | \$445.43 | \$ 475.06 |
| | 30"(762mm) | KZAF-1630 | 358.68 | 377.02 | 382.38 | 393.54 | 478.49 | 510.22 |
| | 36"(914mm) | KZAF-1636 | 375.54 | 396.70 | 405.18 | 422.52 | 511.55 | 545.38 |
| | 42"(1067mm) | KZAF-1642 | 392.40 | 416.38 | 427.98 | 451.50 | 544.61 | 580.54 |
| | 48"(1219mm) | KZAF-1648 | 409.26 | 436.06 | 450.78 | 480.48 | 577.67 | 615.70 |
| | 54"(1372mm) | KZAF-1654 | 426.12 | 455.74 | 473.58 | 509.46 | 610.73 | 650.86 |
| | 60"(1524mm) | KZAF-1660 | 442.98 | 475.42 | 496.38 | 538.44 | 643.79 | 686.02 |
| | 72"(1829mm) | KZAF-1672 | 656.53 | 694.61 | 721.81 | 776.23 | 889.74 | 936.17 |

External Mount Tiles — Full Panel and Connections

Markerboard, External Mount



KZAM
Class CA - Discount Group XI

Features

- Non-magnetic white laminate erasable writing surface with tray and mounting brackets.
- Tray is standard in charcoal and edge is standard in white finish color.
- Markers and eraser are not included.
- Shipped assembled.

Specification Tips

- Installs in panel connector slots on same width panel or multiple width panels, equal to markerboard width.
- **The following products are recommended to maintain the markerboard appearance:**
 - Dry erase marker kit (includes holder, six markers and eraser), order part# 7062-8001.
 - Markerboard cleaner and conditioner, order part# 7031-7001.
 - Markerboard spray cleaner, order part# 7031-7002.

To Order, Specify:

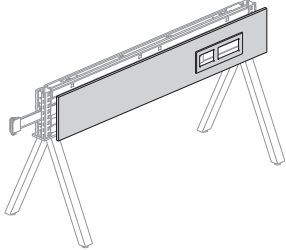
- 1) Product number.
(No finish specification required).

| Nominal Height | Nominal Width | Number | Price |
|----------------|---------------|-----------|-----------|
| 16"(406mm) | 24"(610mm) | KZAM-1624 | \$ 435.15 |
| | 30"(762mm) | KZAM-1630 | 461.43 |
| | 36"(914mm) | KZAM-1636 | 487.71 |
| | 42"(1067mm) | KZAM-1642 | 513.99 |
| | 48"(1219mm) | KZAM-1648 | 540.27 |
| | 54"(1372mm) | KZAM-1654 | 566.55 |
| | 60"(1524mm) | KZAM-1660 | 592.83 |
| 24"(610mm) | 72"(1829mm) | KZAM-1672 | 879.71 |
| | 24"(610mm) | KZAM-2424 | \$ 582.05 |
| | 30"(762mm) | KZAM-2430 | 608.33 |
| | 36"(914mm) | KZAM-2436 | 634.61 |
| | 42"(1067mm) | KZAM-2442 | 660.89 |
| | 48"(1219mm) | KZAM-2448 | 687.17 |
| | 54"(1372mm) | KZAM-2454 | 713.45 |
| 32"(813mm) | 60"(1524mm) | KZAM-2460 | 739.73 |
| | 72"(1829mm) | KZAM-2472 | 1143.77 |
| | 24"(610mm) | KZAM-3224 | \$ 728.95 |
| | 30"(762mm) | KZAM-3230 | 755.23 |
| | 36"(914mm) | KZAM-3236 | 781.51 |
| | 42"(1067mm) | KZAM-3242 | 807.79 |
| | 48"(1219mm) | KZAM-3248 | 834.07 |
| 32"(813mm) | 54"(1372mm) | KZAM-3254 | 860.35 |
| | 60"(1524mm) | KZAM-3260 | 886.63 |
| | 72"(1829mm) | KZAM-3272 | 1407.83 |

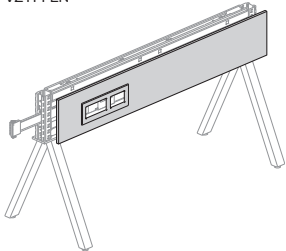
Tiles - Beam



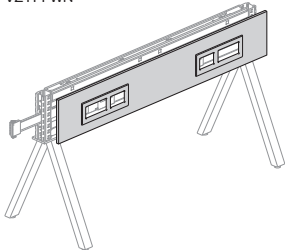
VZTI-FNN



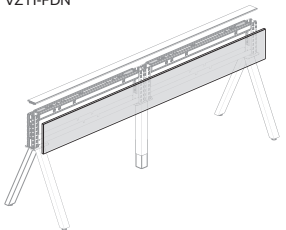
VZTI-FEN



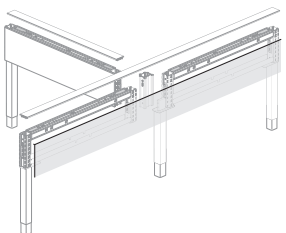
VZTI-FWN



VZTI-FDN



VZTI-FNN



VZTI-FNS

Class BC - Discount Group XI

Common Features

- Includes one tile, attachment clips and utility bezel(s) if applicable.
- Actual height is nominal height less .130"(3mm).
- Actual width is nominal width less .400"(10mm).
- Frame allows for independent planning options on each side; tile type may be the same or different per side.
- Separately specified top trim is required.
- Tiles without technology access may be same width as a single frame or may span two in-line frames. Tiles with technology access may NOT span frames.

Specification Tips

Technology Tiles:

- For use with 3- or 4-circuit powered frame.
- 18"(457mm)-24"(610mm)W tiles not available with technology access.
- 30"(762mm)W tiles available with single (left or right-hand) technology access only.
- Technology Tiles may not span frames.
- Technology Tiles for Beam are specifically designed for the Beam frame. Full Panel or Connections Technology Tiles are not compatible with Beam frame.
- Power can only be routed horizontally below worksurface.
- A left-hand and right-hand ported tile may be specified for a back-to-back ported application.
- The following power and communication items must be separately specified:
 - 3- or 4-circuit receptacle or receptacle blank cover (each side specified separately).
 - Data faceplate supplied by outside vendor or data blank cover. (VZAD-0000-B)
 - Communication Data Bracket (VZAJ-0000) (one for every utility bezel)

In-Line Spanning Tile:

- Tiles 36"(914mm)W or greater may span a maximum of two frames.
- Opposite side of spanning tile may be same width as each frame or another spanning tile.
- In a spanning tile application top trim may span both frames or may be same width as each frame.

3-Way Intersection Spanning Tile:

- Tile width equals the sum of two separately specified panel or stack frame plus 3" for 3-Way panel intersection.
- Opposite side of frames require separately specified tiles.
- Separately specified spanning top trim is required; not for use with top trim same width as individual frames.
- Separately specified 3-Way Intersection - Spanning Tile Corner Blocks (VZCT-0800-NSBN) are required.

Order Specification

1) Product number, including:

Technology Port Option:

- N** No Technology Access
- W** Left-Hand Port
- E** Right-Hand Port
- D** Left and Right-Hand Port

2) Surface color/finish.

3) Bezel trim color (if applicable).

- TR-R Beige
- TR-AK Chalk
- TR-K Charcoal
- TR-J Graphite
- TR-G Gray Tone
- TR-TW Plaster
- TR-AA Putty
- TR-E Smoke

Tiles - Beam

Fabric

Unique Features

- Fabric tiles are tackable.
- Fabric tiles may be field ported.
- **Tiles greater than 60"(1524mm)W, fabric will be railroded (RR). Please refer to surfaces.haworth.com for available fabric codes.**
- For aesthetic reasons, consider specifying tiles 60"(1524mm)W or less with railroded fabric if located adjacent to a tile which requires railroded fabric.

To Order, Specify:

1) Product number, including:

1 Technology Port Option:

N No Technology Access

W Left-Hand Port (add **\$88.70** list)

E Right-Hand Port (add **\$88.70** list)

D Left and Right-Hand Port (add **\$212.90** list)

2) Fabric color.

3) Trim color for bezel (if applicable).

| Nominal Height | Nominal Width | Number ① | Fabric | | | | | | |
|--|---------------|-----------------|-----------|-----------|-----------|-----------|-----------|-----------|-----------|
| | | | A | B | C | D | E | F | G |
| Individual and In-Line Spanning Tiles | | | | | | | | | |
| 8"(203mm) | 18"(457mm) | VZTI-0818-FNN | \$ 88.43 | \$ 101.50 | \$ 115.85 | \$ 131.52 | \$ 147.20 | \$ 168.09 | \$ 181.17 |
| | 24"(610mm) | VZTI-0824-FNN | 95.45 | 109.58 | 125.11 | 142.06 | 159.03 | 181.62 | 195.76 |
| | 30"(762mm) | VZTI-0830-F ■ N | 102.45 | 117.66 | 134.35 | 152.60 | 170.85 | 195.14 | 210.34 |
| | 36"(914mm) | VZTI-0836-F ■ N | 109.46 | 125.74 | 143.61 | 163.13 | 182.68 | 208.67 | 224.92 |
| | 42"(1067mm) | VZTI-0842-F ■ N | 116.48 | 133.81 | 152.86 | 173.67 | 194.50 | 222.20 | 239.51 |
| | 48"(1219mm) | VZTI-0848-F ■ N | 123.48 | 141.90 | 162.11 | 184.21 | 206.32 | 235.72 | 254.10 |
| | 54"(1372mm) | VZTI-0854-F ■ N | 130.50 | 149.97 | 171.36 | 194.75 | 218.15 | 249.25 | 268.68 |
| | 60"(1524mm) | VZTI-0860-F ■ N | 137.51 | 158.04 | 180.61 | 205.28 | 229.97 | 262.78 | 283.26 |
| | 72"(1829mm) | VZTI-0872-F ■ N | 203.36 | 226.03 | 250.94 | 278.19 | 305.45 | 341.66 | 364.26 |
| Spanning 3-Way Intersection Tiles | | | | | | | | | |
| 8"(203mm) | 39"(991mm) | VZTI-0839-FNS | \$ 327.58 | \$ 344.38 | \$ 362.84 | \$ 383.01 | \$ 403.20 | \$ 430.05 | \$ 446.82 |
| | 45"(1143mm) | VZTI-0845-FNS | 334.59 | 352.46 | 372.09 | 393.55 | 415.02 | 443.56 | 461.41 |
| | 51"(1295mm) | VZTI-0851-FNS | 341.61 | 360.54 | 381.35 | 404.09 | 426.85 | 457.10 | 476.00 |
| | 57"(1448mm) | VZTI-0857-FNS | 348.61 | 368.62 | 390.59 | 414.63 | 438.67 | 470.62 | 490.58 |
| | 63"(1600mm) | VZTI-0863-FNS | 355.63 | 376.69 | 399.85 | 425.17 | 450.50 | 484.16 | 505.16 |
| | 69"(1753mm) | VZTI-0869-FNS | 362.64 | 384.78 | 409.10 | 435.71 | 462.32 | 497.67 | 519.75 |

Tiles - Beam

Laminate

Unique Features

- High Pressure Laminate (HPL) tile has 1mm edgeband.
- 8"(203mm)H laminate tiles may not be field ported.

Notes: Wood grain laminate grain direction is vertical.
Wood grain not available on 72"(1829mm)W (standard product).



Wood Grain Laminate

To Order, Specify:

1) Product number, including:

1 Technology Port Option:

- N** No Technology Access
- W** Left-Hand Port (add **\$87.40** list)
- E** Right-Hand Port (add **\$87.40** list)
- D** Left and Right-Hand Port (add **\$208.28** list)

2) Laminate surface color.

3) Edgeband color.

4) Trim color for bezel (if applicable).

| Nominal Height | Nominal Width | Number 1 | HPL | |
|--|---------------|----------------------|-----------|-----------|
| | | | A | B |
| Individual Tiles | | | | |
| 8"(203mm) | 18"(457mm) | VZTI-0818-DNN | \$ 163.63 | \$ 175.13 |
| | 24"(610mm) | VZTI-0824-DNN | 182.90 | 195.94 |
| | 30"(762mm) | VZTI-0830-D N | 202.17 | 216.74 |
| | 36"(914mm) | VZTI-0836-D N | 221.44 | 237.55 |
| | 42"(1067mm) | VZTI-0842-D N | 240.71 | 258.36 |
| | 48"(1219mm) | VZTI-0848-D N | 259.98 | 279.16 |
| | 54"(1372mm) | VZTI-0854-D N | 279.25 | 299.97 |
| | 60"(1524mm) | VZTI-0860-D N | 298.52 | 320.78 |
| | 72"(1829mm) | VZTI-0872-D N | 405.86 | N/A |
| Spanning In-Line Tiles | | | | |
| 8"(203mm) | 48"(1219mm) | VZTI-0848-DNS | \$ 541.92 | \$ 561.10 |
| | 54"(1372mm) | VZTI-0854-DNS | 561.19 | 581.91 |
| | 60"(1524mm) | VZTI-0860-DNS | 580.46 | 602.72 |
| | 66"(1676mm) | VZTI-0866-DNS | 599.73 | N/A |
| | 72"(1829mm) | VZTI-0872-DNS | 687.80 | N/A |
| | 78"(1981mm) | VZTI-0878-DNS | 707.07 | N/A |
| | 84"(2134mm) | VZTI-0884-DNS | 726.34 | N/A |
| | 90"(2286mm) | VZTI-0890-DNS | 745.61 | N/A |
| | 96"(2438mm) | VZTI-0896-DNS | 764.88 | N/A |
| Spanning 3-Way Intersection Tiles | | | | |
| 8"(203mm) | 39"(991mm) | VZTI-0839-DNS | \$ 513.01 | \$529.89 |
| | 45"(1143mm) | VZTI-0845-DNS | 532.28 | 550.70 |
| | 51"(1295mm) | VZTI-0851-DNS | 551.56 | 571.51 |
| | 57"(1448mm) | VZTI-0857-DNS | 570.83 | 592.31 |
| | 63"(1600mm) | VZTI-0863-DNS | 590.10 | N/A |
| | 69"(1753mm) | VZTI-0869-DNS | 609.36 | N/A |
| | 75"(1905mm) | VZTI-0875-DNS | 697.44 | N/A |
| | 81"(2057mm) | VZTI-0881-DNS | 716.71 | N/A |
| | 93"(2362mm) | VZTI-0893-DNS | 755.24 | N/A |
| | 99"(2515mm) | VZTI-0899-DNS | 774.51 | N/A |

Tiles - Beam

Steel

Unique Features

- 8"(203mm)H steel tiles may not be field ported.
- Powdercoat finish.

To Order, Specify:

1) Product number, including:

1 Technology Port Option:

- N** No Technology Access
- W** Left-Hand Port (add **\$87.40** list)
- E** Right-Hand Port (add **\$87.40** list)
- D** Left and Right-Hand Port (add **\$209.75** list)

2) Trim color.

3) Trim color for bezel (if applicable).

| Nominal Height | Nominal Width | Number 1 | Trim | |
|--|---------------|----------------------|-----------|-----------|
| | | | A | B |
| Individual Tiles | | | | |
| 8"(203mm) | 18"(457mm) | VZTI-0818-PNN | \$ 113.35 | \$ 118.62 |
| | 24"(610mm) | VZTI-0824-PNN | 123.39 | 130.42 |
| | 30"(762mm) | VZTI-0830-P N | 133.43 | 142.22 |
| | 36"(914mm) | VZTI-0836-P N | 143.47 | 154.02 |
| | 42"(1067mm) | VZTI-0842-P N | 153.51 | 165.82 |
| | 48"(1219mm) | VZTI-0848-P N | 163.55 | 177.62 |
| | 54"(1372mm) | VZTI-0854-P N | 173.59 | 189.42 |
| | 60"(1524mm) | VZTI-0860-P N | 183.63 | 201.22 |
| | 72"(1829mm) | VZTI-0872-P N | 243.29 | 264.40 |
| Spanning In-Line Tiles | | | | |
| 8"(203mm) | 48"(1219mm) | VZTI-0848-PNS | \$293.30 | \$ 307.37 |
| | 54"(1372mm) | VZTI-0854-PNS | 303.34 | 319.17 |
| | 60"(1524mm) | VZTI-0860-PNS | 313.38 | 330.97 |
| | 66"(1676mm) | VZTI-0866-PNS | 323.42 | 342.77 |
| | 72"(1829mm) | VZTI-0872-PNS | 333.46 | 354.57 |
| | 78"(1981mm) | VZTI-0878-PNS | 343.50 | 366.37 |
| Spanning 3-Way Intersection Tiles | | | | |
| 8"(203mm) | 39"(991mm) | VZTI-0839-PNS | \$ 278.24 | \$ 289.67 |
| | 45"(1143mm) | VZTI-0845-PNS | 288.28 | 301.47 |
| | 51"(1295mm) | VZTI-0851-PNS | 298.32 | 313.27 |
| | 57"(1448mm) | VZTI-0857-PNS | 308.36 | 325.07 |
| | 63"(1600mm) | VZTI-0863-PNS | 318.40 | 336.87 |
| | 69"(1753mm) | VZTI-0869-PNS | 328.44 | 348.67 |
| | 75"(1905mm) | VZTI-0875-PNS | 338.48 | 360.47 |

Tiles - Beam

Wood

Unique Features

- 8"(203mm)H wood tiles may not be field ported.
- Low gloss finish for double-cut veneer wood tiles.
- Standard gloss finish for natural wood tiles.



Double-Cut Veneer
Horizontal grain direction



Natural Veneer
Vertical grain direction

To Order, Specify:

1) Product number, including:

1 Technology Port Option:

- N** No Technology Access
- W** Left-Hand Port (add **\$87.40** list)
- E** Right-Hand Port (add **\$87.40** list)
- D** Left and Right-Hand Port (add **\$209.75** list)

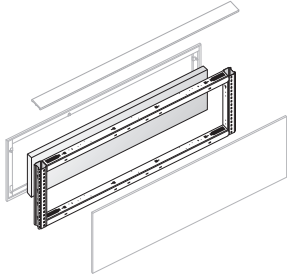
2) Wood finish color.

3) Trim color for bezel (if applicable).

| Nominal Height | Nominal Width | Number ① | Wood | |
|--|---------------|---------------|-----------|-----------|
| | | | A | B |
| Individual Tiles | | | | |
| 8"(203mm) | 18"(457mm) | VZTI-0818-WNN | \$244.96 | \$354.94 |
| | 24"(610mm) | VZTI-0824-WNN | 269.44 | 382.90 |
| | 30"(762mm) | VZTI-0830-W N | 293.92 | 410.86 |
| | 36"(914mm) | VZTI-0836-W N | 318.40 | 438.82 |
| | 42"(1067mm) | VZTI-0842-W N | 342.88 | 466.78 |
| | 48"(1219mm) | VZTI-0848-W N | 367.36 | 494.74 |
| | 54"(1372mm) | VZTI-0854-W N | 391.84 | 522.70 |
| | 60"(1524mm) | VZTI-0860-W N | 416.32 | 550.66 |
| | 72"(1829mm) | VZTI-0872-W N | 589.89 | 731.19 |
| Spanning In-Line Tiles | | | | |
| 8"(203mm) | 48"(1219mm) | VZTI-0848-WNS | \$ 431.14 | \$ 558.52 |
| | 54"(1372mm) | VZTI-0854-WNS | 455.62 | 586.48 |
| | 60"(1524mm) | VZTI-0860-WNS | 480.10 | 614.44 |
| | 66"(1676mm) | VZTI-0866-WNS | 525.84 | 663.66 |
| | 72"(1829mm) | VZTI-0872-WNS | 550.32 | 691.62 |
| | 78"(1981mm) | VZTI-0878-WNS | 574.80 | 719.58 |
| | 84"(2134mm) | VZTI-0884-WNS | 620.54 | 768.80 |
| | 90"(2286mm) | VZTI-0890-WNS | 645.02 | 796.76 |
| | 96"(2438mm) | VZTI-0896-WNS | 669.50 | 824.72 |
| Spanning 3-Way Intersection Tiles | | | | |
| 8"(203mm) | 39"(991mm) | VZTI-0839-WNS | \$ 373.16 | \$ 495.32 |
| | 45"(1143mm) | VZTI-0845-WNS | 418.90 | 544.54 |
| | 51"(1295mm) | VZTI-0851-WNS | 443.38 | 572.50 |
| | 57"(1448mm) | VZTI-0857-WNS | 467.86 | 600.46 |
| | 63"(1600mm) | VZTI-0863-WNS | 513.60 | 649.68 |
| | 69"(1753mm) | VZTI-0869-WNS | 538.08 | 677.64 |
| | 75"(1905mm) | VZTI-0875-WNS | 562.56 | 705.60 |
| | 81"(2057mm) | VZTI-0881-WNS | 608.30 | 754.82 |
| | 93"(2362mm) | VZTI-0893-WNS | 657.26 | 810.74 |
| | 99"(2515mm) | VZTI-0899-WNS | 703.00 | 859.96 |

Panel Accessories

Stack Frame



VZFS
Class BC - Discount Group XI

Features

- Includes frame assembly and attachment hardware.
- High acoustical option available with separately specified High Acoustical Inserts.

Specification Tips

- Any tile type can be used to face open stack frames.
- Relocate top trim from the panel frame to top of stack frame.
- When adding stack frame to panel frame, order vertical trim cover to match overall height of panel and stack frame.
- Stack one or two high; first stack is load bearing.
- **One corner block assembly per intersection (2-, 3-, or 4-way) will be required (separately specified) for each level of stacks (stack frame or glass stack) at the intersection.**
- Not for use on glass panels or glass stacks.
- Overall height including panel frame and stack frame(s) may not exceed 90"(2286mm).
- Black finish.
- To route power and data horizontally through the stack frame add a U to the end of the catalog number. Example VZFS-1636-RU (add **\$109.46** list).

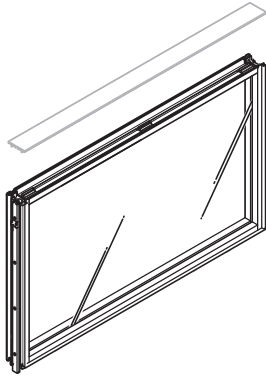
To Order, Specify:

- 1) Product number.
(No color specification required.)

| Nominal Height | Nominal Width | Number | Price |
|----------------|---------------|-------------|----------|
| 16"(406mm) | 18"(457mm) | VZFS-1618-R | \$362.85 |
| | 24"(610mm) | VZFS-1624-R | 400.49 |
| | 30"(762mm) | VZFS-1630-R | 438.13 |
| | 36"(914mm) | VZFS-1636-R | 475.77 |
| | 42"(1067mm) | VZFS-1642-R | 513.41 |
| | 48"(1219mm) | VZFS-1648-R | 551.05 |
| | 54"(1372mm) | VZFS-1654-R | 588.69 |
| | 60"(1524mm) | VZFS-1660-R | 626.33 |
| | 72"(1829mm) | VZFS-1672-R | 863.17 |

Panel Accessories

Glass Stack



VZGS-1618-1
Class BC - Discount Group XI

Features

- Includes frame assembly with glass and mounting hardware.
- Glass stack is preassembled.

Specification Tips

- Relocate top trim from the panel frame to top of glass stack.
- Not for use with Work Rail Top Trim.
- When adding glass stack to panel frame, order vertical trim cover to match overall height of panel and glass stack.
- Glass stacks can match individual panel width or span two panel frames.
- **One corner block assembly per intersection (2-, 3-, or 4-way) will be required (separately specified) for each level of stacks (stack frame or glass stack) at the intersection.**
- Non-load bearing; will not accept components or countertop.
- Overall height including panel frame, stack frame and glass stack may not exceed 90"(2286mm).
- Separately specify Tie Bracket Kit if using Compose Glass Stack adjacent to drywall.
- May be used in Slider Door application. Refer to Specification Guide.
- Separately specify glass to glass connector for a 2H glass stack application. Refer to Specification Guide.
- Separately specify glass top trim clip kit when specifying steel top trim on frame that spans over a glass stack or glass panel.
- Patterned glasses VM and CM available in widths up to 60"(1524mm).

Items marked with this symbol available as GSA open market.

To Order, Specify:

- 1) Product number.
- 2) Trim color for frame.
- 4) Glass option.

Grade A:

1C = Clear glass

Grade C:

E21 = Satin Etch

Grade D:

1E = Frosted acrylic

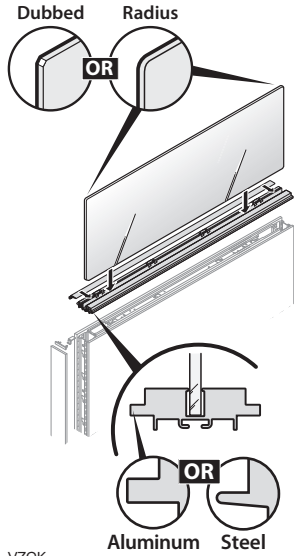
VM = Patterned glass

CM = Patterned glass

| Nominal Height | Nominal Width | Number | Trim A Glass | | | Trim B Glass | | |
|----------------|---------------|-------------|--------------|------------|-----------|--------------|------------|------------|
| | | | A | C | D | A | C | D |
| 16"(406mm) | 18"(457mm) | VZGS-1618-1 | \$ 867.32 | \$1058.35 | \$1429.38 | \$885.81 | \$1076.84 | \$1447.87 |
| | 24"(610mm) | VZGS-1624-1 | 969.92 | 1237.87 | 1617.60 | 990.09 | 1258.04 | 1637.77 |
| | 30"(762mm) | VZGS-1630-1 | 1072.52 | 1417.39 | 1805.82 | 1094.37 | 1439.24 | 1827.67 |
| | 36"(914mm) | VZGS-1636-1 | 1175.12 | 1596.91 | 1994.04 | 1198.65 | 1620.44 | 2017.57 |
| | 42"(1067mm) | VZGS-1642-1 | 1277.72 | 1776.43 | 2182.26 | 1302.93 | 1801.64 | 2207.47 |
| | 48"(1219mm) | VZGS-1648-1 | 1380.32 | 1955.95 | 2370.48 | 1407.21 | 1982.84 | 2397.37 |
| | 54"(1372mm) | VZGS-1654-1 | 1482.92 | 2135.47 | 2558.70 | 1511.49 | 2164.04 | 2587.27 |
| | 60"(1524mm) | VZGS-1660-1 | 1585.52 | 2314.99 | 2746.92 | 1615.77 | 2345.24 | 2777.17 |
| | 66"(1676mm) | VZGS-1666-1 | 1906.58 | 2712.97 | 3153.60 | 1938.51 | 2744.90 | 3185.53 |
| | 72"(1829mm) | VZGS-1672-1 | 2009.18 | 2892.49 | 3341.82 | 2042.79 | 2926.10 | 3375.43 |
| | 78"(1981mm) | VZGS-1678-1 | 2111.78 | 3072.01 | 3530.04 | 2147.07 | 3107.30 | 3565.33 |
| | 84"(2134mm) | VZGS-1684-1 | 2214.38 | 3251.53 | 3718.26 | 2251.35 | 3288.50 | 3755.23 |
| | 90"(2286mm) | VZGS-1690-1 | 2316.98 | 3431.05 | 3906.48 | 2355.63 | 3469.70 | 3945.13 |
| 96"(2438mm) | VZGS-1696-1 | 2419.58 | 3610.57 | 4094.70 | 2459.91 | 3650.90 | 4135.03 | |
| 24"(610mm) | 18"(457mm) | VZGS-2418-1 | \$ 1134.55 | \$ 1393.76 | \$2009.95 | \$ 1153.04 | \$ 1412.25 | \$ 2028.44 |
| | 24"(610mm) | VZGS-2424-1 | 1237.15 | 1573.28 | 2198.17 | 1257.32 | 1593.45 | 2218.34 |
| | 30"(762mm) | VZGS-2430-1 | 1339.75 | 1752.80 | 2386.39 | 1361.60 | 1774.65 | 2408.24 |
| | 36"(914mm) | VZGS-2436-1 | 1442.35 | 1932.32 | 2574.61 | 1465.88 | 1955.85 | 2598.14 |
| | 42"(1067mm) | VZGS-2442-1 | 1544.95 | 2111.84 | 2762.83 | 1570.16 | 2137.05 | 2788.04 |
| | 48"(1219mm) | VZGS-2448-1 | 1647.55 | 2291.36 | 2951.05 | 1674.44 | 2318.25 | 2977.94 |
| | 54"(1372mm) | VZGS-2454-1 | 2022.31 | 2743.04 | 3411.43 | 2050.88 | 2771.61 | 3440.00 |
| | 60"(1524mm) | VZGS-2460-1 | 2170.27 | 2967.92 | 3645.01 | 2200.52 | 2998.17 | 3675.26 |
| | 66"(1676mm) | VZGS-2466-1 | 2536.69 | 3411.26 | 4097.05 | 2568.62 | 3443.19 | 4128.98 |
| | 72"(1829mm) | VZGS-2472-1 | 2684.65 | 3636.14 | 4330.63 | 2718.26 | 3669.75 | 4364.24 |
| | 78"(1981mm) | VZGS-2478-1 | 2832.61 | 3861.02 | 4564.21 | 2867.90 | 3896.31 | 4599.50 |
| | 84"(2134mm) | VZGS-2484-1 | 2980.57 | 4085.90 | 4797.79 | 3017.54 | 4122.87 | 4834.76 |
| | 90"(2286mm) | VZGS-2490-1 | 3128.53 | 4310.78 | 5031.37 | 3167.18 | 4349.43 | 5070.02 |
| 96"(2438mm) | VZGS-2496-1 | 3276.49 | 4535.66 | 5264.95 | 3316.82 | 4575.99 | 5305.28 | |

Panel Accessories

Frameless Glass and Rail Kit



VZGK
Class BC - Discount Group XI

Features

- Includes one bottom rail with or without notches and one 0.25"(6mm) or 0.5"(13mm) thick frameless glass insert.
- 0.25"(6mm) thick insert for use with Steel or Aluminum trim options. 0.5"(13mm) thick insert for use with Aluminum trim option only.
- Frameless glass insert standard with beveled edges on top and sides if glass or acrylic. Bottom corners will be dubbed. Top corners may be dubbed or radius.
- Mounting Options:
(S) - Same height application, in-line.
(V) - Variable height application, one end.
(D) - Variable height application, both ends.
- Inserts available in Clear Glass (SK-1C) (writable), Satin Etch (E21) and Frosted Acrylic (SK-1E).

Specification Tips

- May be the same width as a single panel or may span a maximum of two full panel frames or stack frames in an in-line panel application or a 90°, 3- or 4-way panel intersection.
- The bottom rail is used in place of top trim.
-Not for use above a glass panel or glass stack.
- **Insert Mounting Option must match the Bottom Rail Mounting Option; Refer to Application Guidelines for exceptions.**
- Bottom Rail End Cap and End-of-Run Trim are application specific; separately specify as needed.
- Product Reconfiguration Note: Installations prior to August 1, 2021 were standard with radius top corners; specify accordingly.

To Order, Specify:

- 1) Product number, including:

1 Mounting Options

- S** Same height/in-line
- V** Variable height/one end (add **\$23.99** list)
- D** Variable height/both ends (add **\$47.94** list)

2 Top Corner Options

- D** Dubbed
- R** Radius (add **\$139.85** list)

- 2) Trim color for rail.

- 3) Insert color.

- Grade A:
1C = Clear glass
- Grade C:
E21 = Satin Etch
- Grade D:
1E = Frosted acrylic
(0.25"(6mm) thick only)

| Nominal Height | Nominal Width | Number | 1 2 | Trim A Glass | | | Trim B Glass | | |
|--------------------------------------|---------------|-------------|-----|--------------|-----------|-----------|--------------|-----------|-----------|
| | | | | A | C | D | A | C | D |
| 0.25"(6mm) Thick - Steel Trim | | | | | | | | | |
| 8"(203mm) | 18"(457mm) | VZGK-0818-H | 4 | \$ 589.72 | \$ 791.62 | \$ 926.30 | \$ 591.32 | \$ 793.22 | \$ 927.90 |
| | 24"(610mm) | VZGK-0824-H | 4 | 678.06 | 885.58 | 1024.00 | 681.28 | 888.80 | 1027.22 |
| | 30"(762mm) | VZGK-0830-H | 4 | 766.40 | 979.54 | 1121.70 | 771.24 | 984.38 | 1126.54 |
| | 36"(914mm) | VZGK-0836-H | 4 | 854.74 | 1073.50 | 1219.40 | 861.20 | 1079.96 | 1225.86 |
| | 39"(991mm) | VZGK-0839-H | 4 | 898.91 | 1120.48 | 1268.25 | 906.18 | 1127.75 | 1275.52 |
| | 42"(1067mm) | VZGK-0842-H | 4 | 943.08 | 1167.46 | 1317.10 | 951.16 | 1175.54 | 1325.18 |
| | 45"(1143mm) | VZGK-0845-H | 4 | 987.25 | 1214.44 | 1365.95 | 996.14 | 1223.33 | 1374.84 |
| | 48"(1219mm) | VZGK-0848-H | 4 | 1031.42 | 1261.42 | 1414.80 | 1041.12 | 1271.12 | 1424.50 |
| | 51"(1295mm) | VZGK-0851-H | 4 | 1075.59 | 1308.40 | 1463.65 | 1086.10 | 1318.91 | 1474.16 |
| | 54"(1372mm) | VZGK-0854-H | 4 | 1119.76 | 1355.38 | 1512.50 | 1131.08 | 1366.70 | 1523.82 |
| | 57"(1448mm) | VZGK-0857-H | 4 | 1163.93 | 1402.36 | 1561.35 | 1176.06 | 1414.49 | 1573.48 |
| | 60"(1524mm) | VZGK-0860-H | 4 | 1208.10 | 1449.34 | 1610.20 | 1221.04 | 1462.28 | 1623.14 |
| | 63"(1600mm) | VZGK-0863-H | 4 | 1252.27 | 1496.32 | 1659.05 | 1266.02 | 1510.07 | 1672.80 |
| | 66"(1676mm) | VZGK-0866-H | 4 | 1296.44 | 1543.30 | 1707.90 | 1311.00 | 1557.86 | 1722.46 |
| | 69"(1753mm) | VZGK-0869-H | 4 | 1340.61 | 1590.28 | 1756.75 | 1355.98 | 1605.65 | 1772.12 |
| | 72"(1829mm) | VZGK-0872-H | 4 | 1384.78 | 1637.26 | 1805.60 | 1400.96 | 1653.44 | 1821.78 |
| | 75"(1905mm) | VZGK-0875-H | 4 | 1428.95 | 1684.24 | 1854.45 | 1445.94 | 1701.23 | 1871.44 |
| | 78"(1981mm) | VZGK-0878-H | 4 | 1473.12 | 1731.22 | 1903.30 | 1490.92 | 1749.02 | 1921.10 |
| | 81"(2057mm) | VZGK-0881-H | 4 | 1517.29 | 1778.20 | 1952.15 | 1535.90 | 1796.81 | 1970.76 |
| | 84"(2134mm) | VZGK-0884-H | 4 | 1561.46 | 1825.18 | 2001.00 | 1580.88 | 1844.60 | 2020.42 |
| | 87"(2210mm) | VZGK-0887-H | 4 | 1605.63 | 1872.16 | 2049.85 | 1625.86 | 1892.39 | 2070.08 |
| | 90"(2286mm) | VZGK-0890-H | 4 | 1649.80 | 1919.14 | 2098.70 | 1670.84 | 1940.18 | 2119.74 |
| | 93"(2362mm) | VZGK-0893-H | 4 | 1693.97 | 1966.12 | 2147.55 | 1715.82 | 1987.97 | 2169.40 |
| | 96"(2438mm) | VZGK-0896-H | 4 | 1738.14 | 2013.10 | 2196.40 | 1760.80 | 2035.76 | 2219.06 |
| | 99"(2515mm) | VZGK-0899-H | 4 | 1782.31 | 2060.08 | 2245.25 | 1805.78 | 2083.55 | 2268.72 |
| | 102"(2591mm) | VZGK-08A2-H | 4 | 1826.48 | 2107.06 | 2294.10 | 1850.76 | 2131.34 | 2318.38 |
| | 105"(2667mm) | VZGK-08A5-H | 4 | 1870.65 | 2154.04 | 2342.95 | 1895.74 | 2179.13 | 2368.04 |
| | 108"(2743mm) | VZGK-08A8-H | 4 | 1914.82 | 2201.02 | 2391.80 | 1940.72 | 2226.92 | 2417.70 |
| | 111"(2819mm) | VZGK-08B1-H | 4 | 1958.99 | 2248.00 | 2440.65 | 1985.70 | 2274.71 | 2467.36 |
| | 114"(2896mm) | VZGK-08B4-H | 4 | 2003.16 | 2294.98 | 2489.50 | 2030.68 | 2322.50 | 2517.02 |
| | 117"(2972mm) | VZGK-08B7-H | 4 | 2047.33 | 2341.96 | 2538.35 | 2075.66 | 2370.29 | 2566.68 |
| | 120"(3048mm) | VZGK-08C0-H | 4 | 2091.50 | 2388.94 | 2587.20 | 2120.64 | 2418.08 | 2616.34 |

Panel Accessories

| Nominal Height | Nominal Width | Number ① ② | Trim A Glass | | | Trim B Glass | | |
|----------------|---------------|---------------|--------------|-----------|------------|--------------|-----------|------------|
| | | | A | C | D | A | C | D |
| 12"(305mm) | 18"(457mm) | VZGK-1218-H 4 | \$ 616.78 | \$ 827.11 | \$ 967.40 | \$ 618.38 | \$ 828.71 | \$ 969.00 |
| | 24"(610mm) | VZGK-1224-H 4 | 714.14 | 932.90 | 1078.80 | 717.36 | 936.12 | 1082.02 |
| | 30"(762mm) | VZGK-1230-H 4 | 811.50 | 1038.69 | 1190.20 | 816.34 | 1043.53 | 1195.04 |
| | 36"(914mm) | VZGK-1236-H 4 | 908.86 | 1144.48 | 1301.60 | 915.32 | 1150.94 | 1308.06 |
| | 39"(991mm) | VZGK-1239-H 4 | 962.05 | 1203.29 | 1364.15 | 969.32 | 1210.56 | 1371.42 |
| | 42"(1067mm) | VZGK-1242-H 4 | 1006.22 | 1250.27 | 1413.00 | 1014.30 | 1258.35 | 1421.08 |
| | 45"(1143mm) | VZGK-1245-H 4 | 1059.41 | 1309.08 | 1475.55 | 1068.30 | 1317.97 | 1484.44 |
| | 48"(1219mm) | VZGK-1248-H 4 | 1103.58 | 1356.06 | 1524.40 | 1113.28 | 1365.76 | 1534.10 |
| | 51"(1295mm) | VZGK-1251-H 4 | 1156.77 | 1414.87 | 1586.95 | 1167.28 | 1425.38 | 1597.46 |
| | 54"(1372mm) | VZGK-1254-H 4 | 1200.94 | 1461.85 | 1635.80 | 1212.26 | 1473.17 | 1647.12 |
| | 57"(1448mm) | VZGK-1257-H 4 | 1254.13 | 1520.66 | 1698.35 | 1266.26 | 1532.79 | 1710.48 |
| | 60"(1524mm) | VZGK-1260-H 4 | 1298.30 | 1567.64 | 1747.20 | 1311.24 | 1580.58 | 1760.14 |
| | 63"(1600mm) | VZGK-1263-H 4 | 1351.49 | 1626.45 | 1809.75 | 1365.24 | 1640.20 | 1823.50 |
| | 66"(1676mm) | VZGK-1266-H 4 | 1395.66 | 1673.43 | 1858.60 | 1410.22 | 1687.99 | 1873.16 |
| | 69"(1753mm) | VZGK-1269-H 4 | 1448.85 | 1732.24 | 1921.15 | 1464.22 | 1747.61 | 1936.52 |
| | 72"(1829mm) | VZGK-1272-H 4 | 1493.02 | 1779.22 | 1970.00 | 1509.20 | 1795.40 | 1986.18 |
| | 75"(1905mm) | VZGK-1275-H 4 | 1546.21 | 1838.03 | 2032.55 | 1563.20 | 1855.02 | 2049.54 |
| | 78"(1981mm) | VZGK-1278-H 4 | 1590.38 | 1885.01 | 2081.40 | 1608.18 | 1902.81 | 2099.20 |
| | 81"(2057mm) | VZGK-1281-H 4 | 1643.57 | 1943.82 | 2143.95 | 1662.18 | 1962.43 | 2162.56 |
| | 84"(2134mm) | VZGK-1284-H 4 | 1687.74 | 1990.80 | 2192.80 | 1707.16 | 2010.22 | 2212.22 |
| | 87"(2210mm) | VZGK-1287-H 4 | 1740.93 | 2049.61 | 2255.35 | 1761.16 | 2069.84 | 2275.58 |
| | 90"(2286mm) | VZGK-1290-H 4 | 1785.10 | 2096.59 | 2304.20 | 1806.14 | 2117.63 | 2325.24 |
| | 93"(2362mm) | VZGK-1293-H 4 | 1838.29 | 2155.40 | 2366.75 | 1860.14 | 2177.25 | 2388.60 |
| | 96"(2438mm) | VZGK-1296-H 4 | 1882.46 | 2202.38 | 2415.60 | 1905.12 | 2225.04 | 2438.26 |
| | 99"(2515mm) | VZGK-1299-H 4 | 1935.65 | 2261.19 | 2478.15 | 1959.12 | 2284.66 | 2501.62 |
| | 102"(2591mm) | VZGK-12A2-H 4 | 1979.82 | 2308.17 | 2527.00 | 2004.10 | 2332.45 | 2551.28 |
| | 105"(2667mm) | VZGK-12A5-H 4 | 2033.01 | 2366.98 | 2589.55 | 2058.10 | 2392.07 | 2614.64 |
| | 108"(2743mm) | VZGK-12A8-H 4 | 2077.18 | 2413.96 | 2638.40 | 2103.08 | 2439.86 | 2664.30 |
| | 111"(2819mm) | VZGK-12B1-H 4 | 2130.37 | 2472.77 | 2700.95 | 2157.08 | 2499.48 | 2727.66 |
| | 114"(2896mm) | VZGK-12B4-H 4 | 2174.54 | 2519.75 | 2749.80 | 2202.06 | 2547.27 | 2777.32 |
| | 117"(2972mm) | VZGK-12B7-H 4 | 2227.73 | 2578.56 | 2812.35 | 2256.06 | 2606.89 | 2840.68 |
| | 120"(3048mm) | VZGK-12C0-H 4 | 2271.90 | 2625.54 | 2861.20 | 2301.04 | 2654.68 | 2890.34 |
| 16"(406mm) | 18"(457mm) | VZGK-1618-H 4 | \$ 643.84 | \$ 862.60 | \$ 1008.50 | \$ 645.44 | \$ 864.20 | \$ 1010.10 |
| | 24"(610mm) | VZGK-1624-H 4 | 750.22 | 980.22 | 1133.60 | 753.44 | 983.44 | 1136.82 |
| | 30"(762mm) | VZGK-1630-H 4 | 856.60 | 1097.84 | 1258.70 | 861.44 | 1102.68 | 1263.54 |
| | 36"(914mm) | VZGK-1636-H 4 | 962.98 | 1215.46 | 1383.80 | 969.44 | 1221.92 | 1390.26 |
| | 39"(991mm) | VZGK-1639-H 4 | 1016.17 | 1274.27 | 1446.35 | 1023.44 | 1281.54 | 1453.62 |
| | 42"(1067mm) | VZGK-1642-H 4 | 1069.36 | 1333.08 | 1508.90 | 1077.44 | 1341.16 | 1516.98 |
| | 45"(1143mm) | VZGK-1645-H 4 | 1122.55 | 1391.89 | 1571.45 | 1131.44 | 1400.78 | 1580.34 |
| | 48"(1219mm) | VZGK-1648-H 4 | 1175.74 | 1450.70 | 1634.00 | 1185.44 | 1460.40 | 1643.70 |
| | 51"(1295mm) | VZGK-1651-H 4 | 1228.93 | 1509.51 | 1696.55 | 1239.44 | 1520.02 | 1707.06 |
| | 54"(1372mm) | VZGK-1654-H 4 | 1282.12 | 1568.32 | 1759.10 | 1293.44 | 1579.64 | 1770.42 |
| | 57"(1448mm) | VZGK-1657-H 4 | 1335.31 | 1627.13 | 1821.65 | 1347.44 | 1639.26 | 1833.78 |
| | 60"(1524mm) | VZGK-1660-H 4 | 1388.50 | 1685.94 | 1884.20 | 1401.44 | 1698.88 | 1897.14 |
| | 63"(1600mm) | VZGK-1663-H 4 | 1441.69 | 1744.75 | 1946.75 | 1455.44 | 1758.50 | 1960.50 |
| | 66"(1676mm) | VZGK-1666-H 4 | 1494.88 | 1803.56 | 2009.30 | 1509.44 | 1818.12 | 2023.86 |
| | 69"(1753mm) | VZGK-1669-H 4 | 1548.07 | 1862.37 | 2071.85 | 1563.44 | 1877.74 | 2087.22 |
| | 72"(1829mm) | VZGK-1672-H 4 | 1601.26 | 1921.18 | 2134.40 | 1617.44 | 1937.36 | 2150.58 |
| | 75"(1905mm) | VZGK-1675-H 4 | 1654.45 | 1979.99 | 2196.95 | 1671.44 | 1996.98 | 2213.94 |
| | 78"(1981mm) | VZGK-1678-H 4 | 1707.64 | 2038.80 | 2259.50 | 1725.44 | 2056.60 | 2277.30 |
| | 81"(2057mm) | VZGK-1681-H 4 | 1760.83 | 2097.61 | 2322.05 | 1779.44 | 2116.22 | 2340.66 |
| | 84"(2134mm) | VZGK-1684-H 4 | 1814.02 | 2156.42 | 2384.60 | 1833.44 | 2175.84 | 2404.02 |
| | 87"(2210mm) | VZGK-1687-H 4 | 1867.21 | 2215.23 | 2447.15 | 1887.44 | 2235.46 | 2467.38 |
| | 90"(2286mm) | VZGK-1690-H 4 | 1920.40 | 2274.04 | 2509.70 | 1941.44 | 2295.08 | 2530.74 |
| | 93"(2362mm) | VZGK-1693-H 4 | 1973.59 | 2332.85 | 2572.25 | 1995.44 | 2354.70 | 2594.10 |
| | 96"(2438mm) | VZGK-1696-H 4 | 2026.78 | 2391.66 | 2634.80 | 2049.44 | 2414.32 | 2657.46 |
| | 99"(2515mm) | VZGK-1699-H 4 | 2079.97 | 2450.47 | 2697.35 | 2103.44 | 2473.94 | 2720.82 |
| | 102"(2591mm) | VZGK-16A2-H 4 | 2133.16 | 2509.28 | 2759.90 | 2157.44 | 2533.56 | 2784.18 |
| | 105"(2667mm) | VZGK-16A5-H 4 | 2186.35 | 2568.09 | 2822.45 | 2211.44 | 2593.18 | 2847.54 |
| | 108"(2743mm) | VZGK-16A8-H 4 | 2239.54 | 2626.90 | 2885.00 | 2265.44 | 2652.80 | 2910.90 |
| | 111"(2819mm) | VZGK-16B1-H 4 | 2292.73 | 2685.71 | 2947.55 | 2319.44 | 2712.42 | 2974.26 |
| | 114"(2896mm) | VZGK-16B4-H 4 | 2345.92 | 2744.52 | 3010.10 | 2373.44 | 2772.04 | 3037.62 |
| | 117"(2972mm) | VZGK-16B7-H 4 | 2399.11 | 2803.33 | 3072.65 | 2427.44 | 2831.66 | 3100.98 |
| | 120"(3048mm) | VZGK-16C0-H 4 | 2452.30 | 2862.14 | 3135.20 | 2481.44 | 2891.28 | 3164.34 |

Panel Accessories

| Nominal Height | Nominal Width | Number | ① ② | Trim A Glass | | | Trim B Glass | | |
|---|---------------|-------------|-----|--------------|-----------|-----------|--------------|-----------|-----------|
| | | | | A | C | D | A | C | D |
| 0.25"(6mm) Thick - Aluminum Trim | | | | | | | | | |
| 8"(203mm) | 18"(457mm) | VZGK-0818-A | 4 | \$ 619.72 | \$ 821.62 | \$ 956.30 | \$ 621.32 | \$ 823.22 | \$ 957.90 |
| | 24"(610mm) | VZGK-0824-A | 4 | 740.00 | 947.52 | 1085.94 | 743.24 | 950.76 | 1089.18 |
| | 30"(762mm) | VZGK-0830-A | 4 | 860.28 | 1073.42 | 1215.58 | 865.16 | 1078.30 | 1220.46 |
| | 36"(914mm) | VZGK-0836-A | 4 | 980.56 | 1199.32 | 1345.22 | 987.08 | 1205.84 | 1351.74 |
| | 39"(991mm) | VZGK-0839-A | 4 | 1040.70 | 1262.27 | 1410.04 | 1048.04 | 1269.61 | 1417.38 |
| | 42"(1067mm) | VZGK-0842-A | 4 | 1100.84 | 1325.22 | 1474.86 | 1109.00 | 1333.38 | 1483.02 |
| | 45"(1143mm) | VZGK-0845-A | 4 | 1160.98 | 1388.17 | 1539.68 | 1169.96 | 1397.15 | 1548.66 |
| | 48"(1219mm) | VZGK-0848-A | 4 | 1221.12 | 1451.12 | 1604.50 | 1230.92 | 1460.92 | 1614.30 |
| | 51"(1295mm) | VZGK-0851-A | 4 | 1281.26 | 1514.07 | 1669.32 | 1291.88 | 1524.69 | 1679.94 |
| | 54"(1372mm) | VZGK-0854-A | 4 | 1341.40 | 1577.02 | 1734.14 | 1352.84 | 1588.46 | 1745.58 |
| | 57"(1448mm) | VZGK-0857-A | 4 | 1401.54 | 1639.97 | 1798.96 | 1413.80 | 1652.23 | 1811.22 |
| | 60"(1524mm) | VZGK-0860-A | 4 | 1461.68 | 1702.92 | 1863.78 | 1474.76 | 1716.00 | 1876.86 |
| | 63"(1600mm) | VZGK-0863-A | 4 | 1521.82 | 1765.87 | 1928.60 | 1535.72 | 1779.77 | 1942.50 |
| | 66"(1676mm) | VZGK-0866-A | 4 | 1581.96 | 1828.82 | 1993.42 | 1596.68 | 1843.54 | 2008.14 |
| | 69"(1753mm) | VZGK-0869-A | 4 | 1642.10 | 1891.77 | 2058.24 | 1657.64 | 1907.31 | 2073.78 |
| | 72"(1829mm) | VZGK-0872-A | 4 | 1702.24 | 1954.72 | 2123.06 | 1718.60 | 1971.08 | 2139.42 |
| | 75"(1905mm) | VZGK-0875-A | 4 | 1762.38 | 2017.67 | 2187.88 | 1779.56 | 2034.85 | 2205.06 |
| | 78"(1981mm) | VZGK-0878-A | 4 | 1822.52 | 2080.62 | 2252.70 | 1840.52 | 2098.62 | 2270.70 |
| | 81"(2057mm) | VZGK-0881-A | 4 | 1882.66 | 2143.57 | 2317.52 | 1901.48 | 2162.39 | 2336.34 |
| | 84"(2134mm) | VZGK-0884-A | 4 | 1942.80 | 2206.52 | 2382.34 | 1962.44 | 2226.16 | 2401.98 |
| | 87"(2210mm) | VZGK-0887-A | 4 | 2002.94 | 2269.47 | 2447.16 | 2023.40 | 2289.93 | 2467.62 |
| | 90"(2286mm) | VZGK-0890-A | 4 | 2063.08 | 2332.42 | 2511.98 | 2084.36 | 2353.70 | 2533.26 |
| | 93"(2362mm) | VZGK-0893-A | 4 | 2123.22 | 2395.37 | 2576.80 | 2145.32 | 2417.47 | 2598.90 |
| | 96"(2438mm) | VZGK-0896-A | 4 | 2183.36 | 2458.32 | 2641.62 | 2206.28 | 2481.24 | 2664.54 |
| | 99"(2515mm) | VZGK-0899-A | 4 | 2243.50 | 2521.27 | 2706.44 | 2267.24 | 2545.01 | 2730.18 |
| | 102"(2591mm) | VZGK-08A2-A | 4 | 2303.64 | 2584.22 | 2771.26 | 2328.20 | 2608.78 | 2795.82 |
| | 105"(2667mm) | VZGK-08A5-A | 4 | 2363.78 | 2647.17 | 2836.08 | 2389.16 | 2672.55 | 2861.46 |
| | 108"(2743mm) | VZGK-08A8-A | 4 | 2423.92 | 2710.12 | 2900.90 | 2450.12 | 2736.32 | 2927.10 |
| | 111"(2819mm) | VZGK-08B1-A | 4 | 2484.06 | 2773.07 | 2965.72 | 2511.08 | 2800.09 | 2992.74 |
| | 114"(2896mm) | VZGK-08B4-A | 4 | 2544.20 | 2836.02 | 3030.54 | 2572.04 | 2863.86 | 3058.38 |
| | 117"(2972mm) | VZGK-08B7-A | 4 | 2604.34 | 2898.97 | 3095.36 | 2633.00 | 2927.63 | 3124.02 |
| | 120"(3048mm) | VZGK-08C0-A | 4 | 2664.48 | 2961.92 | 3160.18 | 2693.96 | 2991.40 | 3189.66 |
| 12"(305mm) | 18"(457mm) | VZGK-1218-A | 4 | \$ 646.78 | \$ 857.11 | \$ 997.40 | \$ 648.38 | \$ 858.71 | \$ 999.00 |
| | 24"(610mm) | VZGK-1224-A | 4 | 776.08 | 994.84 | 1140.74 | 779.32 | 998.08 | 1143.98 |
| | 30"(762mm) | VZGK-1230-A | 4 | 905.38 | 1132.57 | 1284.08 | 910.26 | 1137.45 | 1288.96 |
| | 36"(914mm) | VZGK-1236-A | 4 | 1034.68 | 1270.30 | 1427.42 | 1041.20 | 1276.82 | 1433.94 |
| | 39"(991mm) | VZGK-1239-A | 4 | 1103.84 | 1345.08 | 1505.94 | 1111.18 | 1352.42 | 1513.28 |
| | 42"(1067mm) | VZGK-1242-A | 4 | 1163.98 | 1408.03 | 1570.76 | 1172.14 | 1416.19 | 1578.92 |
| | 45"(1143mm) | VZGK-1245-A | 4 | 1233.14 | 1482.81 | 1649.28 | 1242.12 | 1491.79 | 1658.26 |
| | 48"(1219mm) | VZGK-1248-A | 4 | 1293.28 | 1545.76 | 1714.10 | 1303.08 | 1555.56 | 1723.90 |
| | 51"(1295mm) | VZGK-1251-A | 4 | 1362.44 | 1620.54 | 1792.62 | 1373.06 | 1631.16 | 1803.24 |
| | 54"(1372mm) | VZGK-1254-A | 4 | 1422.58 | 1683.49 | 1857.44 | 1434.02 | 1694.93 | 1868.88 |
| | 57"(1448mm) | VZGK-1257-A | 4 | 1491.74 | 1758.27 | 1935.96 | 1504.00 | 1770.53 | 1948.22 |
| | 60"(1524mm) | VZGK-1260-A | 4 | 1551.88 | 1821.22 | 2000.78 | 1564.96 | 1834.30 | 2013.86 |
| | 63"(1600mm) | VZGK-1263-A | 4 | 1621.04 | 1896.00 | 2079.30 | 1634.94 | 1909.90 | 2093.20 |
| | 66"(1676mm) | VZGK-1266-A | 4 | 1681.18 | 1958.95 | 2144.12 | 1695.90 | 1973.67 | 2158.84 |
| | 69"(1753mm) | VZGK-1269-A | 4 | 1750.34 | 2033.73 | 2222.64 | 1765.88 | 2049.27 | 2238.18 |
| | 72"(1829mm) | VZGK-1272-A | 4 | 1810.48 | 2096.68 | 2287.46 | 1826.84 | 2113.04 | 2303.82 |
| | 75"(1905mm) | VZGK-1275-A | 4 | 1879.64 | 2171.46 | 2365.98 | 1896.82 | 2188.64 | 2383.16 |
| | 78"(1981mm) | VZGK-1278-A | 4 | 1939.78 | 2234.41 | 2430.80 | 1957.78 | 2252.41 | 2448.80 |
| | 81"(2057mm) | VZGK-1281-A | 4 | 2008.94 | 2309.19 | 2509.32 | 2027.76 | 2328.01 | 2528.14 |
| | 84"(2134mm) | VZGK-1284-A | 4 | 2069.08 | 2372.14 | 2574.14 | 2088.72 | 2391.78 | 2593.78 |
| | 87"(2210mm) | VZGK-1287-A | 4 | 2138.24 | 2446.92 | 2652.66 | 2158.70 | 2467.38 | 2673.12 |
| | 90"(2286mm) | VZGK-1290-A | 4 | 2198.38 | 2509.87 | 2717.48 | 2219.66 | 2531.15 | 2738.76 |
| | 93"(2362mm) | VZGK-1293-A | 4 | 2267.54 | 2584.65 | 2796.00 | 2289.64 | 2606.75 | 2818.10 |
| | 96"(2438mm) | VZGK-1296-A | 4 | 2327.68 | 2647.60 | 2860.82 | 2350.60 | 2670.52 | 2883.74 |
| | 99"(2515mm) | VZGK-1299-A | 4 | 2396.84 | 2722.38 | 2939.34 | 2420.58 | 2746.12 | 2963.08 |
| | 102"(2591mm) | VZGK-12A2-A | 4 | 2456.98 | 2785.33 | 3004.16 | 2481.54 | 2809.89 | 3028.72 |
| | 105"(2667mm) | VZGK-12A5-A | 4 | 2526.14 | 2860.11 | 3082.68 | 2551.52 | 2885.49 | 3108.06 |
| | 108"(2743mm) | VZGK-12A8-A | 4 | 2586.28 | 2923.06 | 3147.50 | 2612.48 | 2949.26 | 3173.70 |
| | 111"(2819mm) | VZGK-12B1-A | 4 | 2655.44 | 2997.84 | 3226.02 | 2682.46 | 3024.86 | 3253.04 |
| | 114"(2896mm) | VZGK-12B4-A | 4 | 2715.58 | 3060.79 | 3290.84 | 2743.42 | 3088.63 | 3318.68 |
| | 117"(2972mm) | VZGK-12B7-A | 4 | 2784.74 | 3135.57 | 3369.36 | 2813.40 | 3164.23 | 3398.02 |
| | 120"(3048mm) | VZGK-12C0-A | 4 | 2844.88 | 3198.52 | 3434.18 | 2874.36 | 3228.00 | 3463.66 |

Panel Accessories


| Nominal Height | Nominal Width | Number ① ② | Trim A Glass | | | Trim B Glass | | |
|---|---------------|---------------|--------------|-----------|------------|--------------|-----------|------------|
| | | | A | C | D | A | C | D |
| 16"(406mm) | 18"(457mm) | VZGK-1618-A 4 | \$ 673.84 | \$ 892.60 | \$ 1038.50 | \$ 675.44 | \$ 894.20 | \$ 1040.10 |
| | 24"(610mm) | VZGK-1624-A 4 | 812.16 | 1042.16 | 1195.54 | 815.40 | 1045.40 | 1198.78 |
| | 30"(762mm) | VZGK-1630-A 4 | 950.48 | 1191.72 | 1352.58 | 955.36 | 1196.60 | 1357.46 |
| | 36"(914mm) | VZGK-1636-A 4 | 1088.80 | 1341.28 | 1509.62 | 1095.32 | 1347.80 | 1516.14 |
| | 39"(991mm) | VZGK-1639-A 4 | 1157.96 | 1416.06 | 1588.14 | 1165.30 | 1423.40 | 1595.48 |
| | 42"(1067mm) | VZGK-1642-A 4 | 1227.12 | 1490.84 | 1666.66 | 1235.28 | 1499.00 | 1674.82 |
| | 45"(1143mm) | VZGK-1645-A 4 | 1296.28 | 1565.62 | 1745.18 | 1305.26 | 1574.60 | 1754.16 |
| | 48"(1219mm) | VZGK-1648-A 4 | 1365.44 | 1640.40 | 1823.70 | 1375.24 | 1650.20 | 1833.50 |
| | 51"(1295mm) | VZGK-1651-A 4 | 1434.60 | 1715.18 | 1902.22 | 1445.22 | 1725.80 | 1912.84 |
| | 54"(1372mm) | VZGK-1654-A 4 | 1503.76 | 1789.96 | 1980.74 | 1515.20 | 1801.40 | 1992.18 |
| | 57"(1448mm) | VZGK-1657-A 4 | 1572.92 | 1864.74 | 2059.26 | 1585.18 | 1877.00 | 2071.52 |
| | 60"(1524mm) | VZGK-1660-A 4 | 1642.08 | 1939.52 | 2137.78 | 1655.16 | 1952.60 | 2150.86 |
| | 63"(1600mm) | VZGK-1663-A 4 | 1711.24 | 2014.30 | 2216.30 | 1725.14 | 2028.20 | 2230.20 |
| | 66"(1676mm) | VZGK-1666-A 4 | 1780.40 | 2089.08 | 2294.82 | 1795.12 | 2103.80 | 2309.54 |
| | 69"(1753mm) | VZGK-1669-A 4 | 1849.56 | 2163.86 | 2373.34 | 1865.10 | 2179.40 | 2388.88 |
| | 72"(1829mm) | VZGK-1672-A 4 | 1918.72 | 2238.64 | 2451.86 | 1935.08 | 2255.00 | 2468.22 |
| | 75"(1905mm) | VZGK-1675-A 4 | 1987.88 | 2313.42 | 2530.38 | 2005.06 | 2330.60 | 2547.56 |
| | 78"(1981mm) | VZGK-1678-A 4 | 2057.04 | 2388.20 | 2608.90 | 2075.04 | 2406.20 | 2626.90 |
| | 81"(2057mm) | VZGK-1681-A 4 | 2126.20 | 2462.98 | 2687.42 | 2145.02 | 2481.80 | 2706.24 |
| | 84"(2134mm) | VZGK-1684-A 4 | 2195.36 | 2537.76 | 2765.94 | 2215.00 | 2557.40 | 2785.58 |
| | 87"(2210mm) | VZGK-1687-A 4 | 2264.52 | 2612.54 | 2844.46 | 2284.98 | 2633.00 | 2864.92 |
| | 90"(2286mm) | VZGK-1690-A 4 | 2333.68 | 2687.32 | 2922.98 | 2354.96 | 2708.60 | 2944.26 |
| | 93"(2362mm) | VZGK-1693-A 4 | 2402.84 | 2762.10 | 3001.50 | 2424.94 | 2784.20 | 3023.60 |
| | 96"(2438mm) | VZGK-1696-A 4 | 2472.00 | 2836.88 | 3080.02 | 2494.92 | 2859.80 | 3102.94 |
| | 99"(2515mm) | VZGK-1699-A 4 | 2541.16 | 2911.66 | 3158.54 | 2564.90 | 2935.40 | 3182.28 |
| | 102"(2591mm) | VZGK-16A2-A 4 | 2610.32 | 2986.44 | 3237.06 | 2634.88 | 3011.00 | 3261.62 |
| | 105"(2667mm) | VZGK-16A5-A 4 | 2679.48 | 3061.22 | 3315.58 | 2704.86 | 3086.60 | 3340.96 |
| | 108"(2743mm) | VZGK-16A8-A 4 | 2748.64 | 3136.00 | 3394.10 | 2774.84 | 3162.20 | 3420.30 |
| | 111"(2819mm) | VZGK-16B1-A 4 | 2817.80 | 3210.78 | 3472.62 | 2844.82 | 3237.80 | 3499.64 |
| | 114"(2896mm) | VZGK-16B4-A 4 | 2886.96 | 3285.56 | 3551.14 | 2914.80 | 3313.40 | 3578.98 |
| | 117"(2972mm) | VZGK-16B7-A 4 | 2956.12 | 3360.34 | 3629.66 | 2984.78 | 3389.00 | 3658.32 |
| | 120"(3048mm) | VZGK-16C0-A 4 | 3025.28 | 3435.12 | 3708.18 | 3054.76 | 3464.60 | 3737.66 |
| 0.5"(13mm) Thick - Aluminum Trim | | | | | | | | |
| 8"(203mm) | 18"(457mm) | VZGK-0818-A 2 | \$ 714.53 | \$ 854.18 | N/A | \$ 716.13 | \$ 855.78 | N/A |
| | 24"(610mm) | VZGK-0824-A 2 | 846.85 | 995.88 | N/A | 850.09 | 999.12 | N/A |
| | 30"(762mm) | VZGK-0830-A 2 | 979.17 | 1137.58 | N/A | 984.05 | 1142.46 | N/A |
| | 36"(914mm) | VZGK-0836-A 2 | 1111.49 | 1279.28 | N/A | 1118.01 | 1285.80 | N/A |
| | 39"(991mm) | VZGK-0839-A 2 | 1177.65 | 1350.13 | N/A | 1184.99 | 1357.47 | N/A |
| | 42"(1067mm) | VZGK-0842-A 2 | 1243.81 | 1420.98 | N/A | 1251.97 | 1429.14 | N/A |
| | 45"(1143mm) | VZGK-0845-A 2 | 1309.97 | 1491.83 | N/A | 1318.95 | 1500.81 | N/A |
| | 48"(1219mm) | VZGK-0848-A 2 | 1376.13 | 1562.68 | N/A | 1385.93 | 1572.48 | N/A |
| | 51"(1295mm) | VZGK-0851-A 2 | 1442.29 | 1633.53 | N/A | 1452.91 | 1644.15 | N/A |
| | 54"(1372mm) | VZGK-0854-A 2 | 1508.45 | 1704.38 | N/A | 1519.89 | 1715.82 | N/A |
| | 57"(1448mm) | VZGK-0857-A 2 | 1574.61 | 1775.23 | N/A | 1586.87 | 1787.49 | N/A |
| | 60"(1524mm) | VZGK-0860-A 2 | 1640.77 | 1846.08 | N/A | 1653.85 | 1859.16 | N/A |
| | 63"(1600mm) | VZGK-0863-A 2 | 1706.93 | 1916.93 | N/A | 1720.83 | 1930.83 | N/A |
| | 66"(1676mm) | VZGK-0866-A 2 | 1773.09 | 1987.78 | N/A | 1787.81 | 2002.50 | N/A |
| | 69"(1753mm) | VZGK-0869-A 2 | 1839.25 | 2058.63 | N/A | 1854.79 | 2074.17 | N/A |
| | 72"(1829mm) | VZGK-0872-A 2 | 1905.41 | 2129.48 | N/A | 1921.77 | 2145.84 | N/A |
| | 75"(1905mm) | VZGK-0875-A 2 | 1971.57 | 2200.33 | N/A | 1988.75 | 2217.51 | N/A |
| | 78"(1981mm) | VZGK-0878-A 2 | 2037.73 | 2271.18 | N/A | 2055.73 | 2289.18 | N/A |
| | 81"(2057mm) | VZGK-0881-A 2 | 2103.89 | 2342.03 | N/A | 2122.71 | 2360.85 | N/A |
| | 84"(2134mm) | VZGK-0884-A 2 | 2170.05 | 2412.88 | N/A | 2189.69 | 2432.52 | N/A |
| | 87"(2210mm) | VZGK-0887-A 2 | 2236.21 | 2483.73 | N/A | 2256.67 | 2504.19 | N/A |
| | 90"(2286mm) | VZGK-0890-A 2 | 2302.37 | 2554.58 | N/A | 2323.65 | 2575.86 | N/A |
| | 93"(2362mm) | VZGK-0893-A 2 | 2368.53 | 2625.43 | N/A | 2390.63 | 2647.53 | N/A |
| | 96"(2438mm) | VZGK-0896-A 2 | 2434.69 | 2696.28 | N/A | 2457.61 | 2719.20 | N/A |
| | 99"(2515mm) | VZGK-0899-A 2 | 2500.85 | 2767.13 | N/A | 2524.59 | 2790.87 | N/A |
| | 102"(2591mm) | VZGK-08A2-A 2 | 2567.01 | 2837.98 | N/A | 2591.57 | 2862.54 | N/A |
| | 105"(2667mm) | VZGK-08A5-A 2 | 2633.17 | 2908.83 | N/A | 2658.55 | 2934.21 | N/A |
| | 108"(2743mm) | VZGK-08A8-A 2 | 2699.33 | 2979.68 | N/A | 2725.53 | 3005.88 | N/A |

Panel Accessories

| Nominal Height | Nominal Width | Number ① ② | Trim A Glass | | | Trim B Glass | | |
|----------------|---------------|---------------|--------------|-----------|---------|--------------|-----------|-----|
| | | | A | C | D | A | C | D |
| 12"(305mm) | 18"(457mm) | VZGK-1218-A 2 | \$ 759.65 | \$ 913.37 | N/A | \$ 761.25 | \$ 914.97 | N/A |
| | 24"(610mm) | VZGK-1224-A 2 | 907.01 | 1074.80 | N/A | 910.25 | 1078.04 | N/A |
| | 30"(762mm) | VZGK-1230-A 2 | 1054.37 | 1236.23 | N/A | 1059.25 | 1241.11 | N/A |
| | 36"(914mm) | VZGK-1236-A 2 | 1201.73 | 1397.66 | N/A | 1208.25 | 1404.18 | N/A |
| | 39"(991mm) | VZGK-1239-A 2 | 1282.93 | 1488.24 | N/A | 1290.27 | 1495.58 | N/A |
| | 42"(1067mm) | VZGK-1242-A 2 | 1349.09 | 1559.09 | N/A | 1357.25 | 1567.25 | N/A |
| | 45"(1143mm) | VZGK-1245-A 2 | 1430.29 | 1649.67 | N/A | 1439.27 | 1658.65 | N/A |
| | 48"(1219mm) | VZGK-1248-A 2 | 1496.45 | 1720.52 | N/A | 1506.25 | 1730.32 | N/A |
| | 51"(1295mm) | VZGK-1251-A 2 | 1577.65 | 1811.10 | N/A | 1588.27 | 1821.72 | N/A |
| | 54"(1372mm) | VZGK-1254-A 2 | 1643.81 | 1881.95 | N/A | 1655.25 | 1893.39 | N/A |
| | 57"(1448mm) | VZGK-1257-A 2 | 1725.01 | 1972.53 | N/A | 1737.27 | 1984.79 | N/A |
| | 60"(1524mm) | VZGK-1260-A 2 | 1791.17 | 2043.38 | N/A | 1804.25 | 2056.46 | N/A |
| | 63"(1600mm) | VZGK-1263-A 2 | 1872.37 | 2133.96 | N/A | 1886.27 | 2147.86 | N/A |
| | 66"(1676mm) | VZGK-1266-A 2 | 1938.53 | 2204.81 | N/A | 1953.25 | 2219.53 | N/A |
| | 69"(1753mm) | VZGK-1269-A 2 | 2019.73 | 2295.39 | N/A | 2035.27 | 2310.93 | N/A |
| | 72"(1829mm) | VZGK-1272-A 2 | 2085.89 | 2366.24 | N/A | 2102.25 | 2382.60 | N/A |
| | 75"(1905mm) | VZGK-1275-A 2 | 2167.09 | 2456.82 | N/A | 2184.27 | 2474.00 | N/A |
| | 78"(1981mm) | VZGK-1278-A 2 | 2233.25 | 2527.67 | N/A | 2251.25 | 2545.67 | N/A |
| | 81"(2057mm) | VZGK-1281-A 2 | 2314.45 | 2618.25 | N/A | 2333.27 | 2637.07 | N/A |
| | 84"(2134mm) | VZGK-1284-A 2 | 2380.61 | 2689.10 | N/A | 2400.25 | 2708.74 | N/A |
| | 87"(2210mm) | VZGK-1287-A 2 | 2461.81 | 2779.68 | N/A | 2482.27 | 2800.14 | N/A |
| | 90"(2286mm) | VZGK-1290-A 2 | 2527.97 | 2850.53 | N/A | 2549.25 | 2871.81 | N/A |
| | 93"(2362mm) | VZGK-1293-A 2 | 2609.17 | 2941.11 | N/A | 2631.27 | 2963.21 | N/A |
| | 96"(2438mm) | VZGK-1296-A 2 | 2675.33 | 3011.96 | N/A | 2698.25 | 3034.88 | N/A |
| 99"(2515mm) | VZGK-1299-A 2 | 2756.53 | 3102.54 | N/A | 2780.27 | 3126.28 | N/A | |
| 102"(2591mm) | VZGK-12A2-A 2 | 2822.69 | 3173.39 | N/A | 2847.25 | 3197.95 | N/A | |
| 105"(2667mm) | VZGK-12A5-A 2 | 2903.89 | 3263.97 | N/A | 2929.27 | 3289.35 | N/A | |
| 108"(2743mm) | VZGK-12A8-A 2 | 2970.05 | 3334.82 | N/A | 2996.25 | 3361.02 | N/A | |
| 16"(406mm) | 18"(457mm) | VZGK-1618-A 2 | \$ 804.77 | \$ 972.56 | N/A | \$ 806.37 | \$ 974.16 | N/A |
| | 24"(610mm) | VZGK-1624-A 2 | 967.17 | 1153.72 | N/A | 970.41 | 1156.96 | N/A |
| | 30"(762mm) | VZGK-1630-A 2 | 1129.57 | 1334.88 | N/A | 1134.45 | 1339.76 | N/A |
| | 36"(914mm) | VZGK-1636-A 2 | 1291.97 | 1516.04 | N/A | 1298.49 | 1522.56 | N/A |
| | 39"(991mm) | VZGK-1639-A 2 | 1373.17 | 1606.62 | N/A | 1380.51 | 1613.96 | N/A |
| | 42"(1067mm) | VZGK-1642-A 2 | 1454.37 | 1697.20 | N/A | 1462.53 | 1705.36 | N/A |
| | 45"(1143mm) | VZGK-1645-A 2 | 1535.57 | 1787.78 | N/A | 1544.55 | 1796.76 | N/A |
| | 48"(1219mm) | VZGK-1648-A 2 | 1616.77 | 1878.36 | N/A | 1626.57 | 1888.16 | N/A |
| | 51"(1295mm) | VZGK-1651-A 2 | 1697.97 | 1968.94 | N/A | 1708.59 | 1979.56 | N/A |
| | 54"(1372mm) | VZGK-1654-A 2 | 1779.17 | 2059.52 | N/A | 1790.61 | 2070.96 | N/A |
| | 57"(1448mm) | VZGK-1657-A 2 | 1860.37 | 2150.10 | N/A | 1872.63 | 2162.36 | N/A |
| | 60"(1524mm) | VZGK-1660-A 2 | 1941.57 | 2240.68 | N/A | 1954.65 | 2253.76 | N/A |
| | 63"(1600mm) | VZGK-1663-A 2 | 2022.77 | 2331.26 | N/A | 2036.67 | 2345.16 | N/A |
| | 66"(1676mm) | VZGK-1666-A 2 | 2103.97 | 2421.84 | N/A | 2118.69 | 2436.56 | N/A |
| | 69"(1753mm) | VZGK-1669-A 2 | 2185.17 | 2512.42 | N/A | 2200.71 | 2527.96 | N/A |
| | 72"(1829mm) | VZGK-1672-A 2 | 2266.37 | 2603.00 | N/A | 2282.73 | 2619.36 | N/A |
| | 75"(1905mm) | VZGK-1675-A 2 | 2347.57 | 2693.58 | N/A | 2364.75 | 2710.76 | N/A |
| | 78"(1981mm) | VZGK-1678-A 2 | 2428.77 | 2784.16 | N/A | 2446.77 | 2802.16 | N/A |
| | 81"(2057mm) | VZGK-1681-A 2 | 2509.97 | 2874.74 | N/A | 2528.79 | 2893.56 | N/A |
| | 84"(2134mm) | VZGK-1684-A 2 | 2591.17 | 2965.32 | N/A | 2610.81 | 2984.96 | N/A |
| | 87"(2210mm) | VZGK-1687-A 2 | 2672.37 | 3055.90 | N/A | 2692.83 | 3076.36 | N/A |
| | 90"(2286mm) | VZGK-1690-A 2 | 2753.57 | 3146.48 | N/A | 2774.85 | 3167.76 | N/A |
| | 93"(2362mm) | VZGK-1693-A 2 | 2834.77 | 3237.06 | N/A | 2856.87 | 3259.16 | N/A |
| | 96"(2438mm) | VZGK-1696-A 2 | 2915.97 | 3327.64 | N/A | 2938.89 | 3350.56 | N/A |
| 99"(2515mm) | VZGK-1699-A 2 | 2997.17 | 3418.22 | N/A | 3020.91 | 3441.96 | N/A | |
| 102"(2591mm) | VZGK-16A2-A 2 | 3078.37 | 3508.80 | N/A | 3102.93 | 3533.36 | N/A | |
| 105"(2667mm) | VZGK-16A5-A 2 | 3159.57 | 3599.38 | N/A | 3184.95 | 3624.76 | N/A | |
| 108"(2743mm) | VZGK-16A8-A 2 | 3240.77 | 3689.96 | N/A | 3266.97 | 3716.16 | N/A | |

Panel Accessories

Frameless Glass Bottom Rail



VZGR
Class BC - Discount Group XI

Features

- Includes one grooved bottom rail with or without notch (es) and mounting hardware for steel trim application.
- For custom insert application only; required field supplied 0.25"(6mm) or 0.5"(13mm) thick insert.**
 - 0.25"(6mm) thick insert for use with Steel or Aluminum trim options.
 - 0.5"(13mm) thick insert for use with Aluminum trim option only.
- When using glass, safety tempered glass is required. Laminated glass may NOT be used.
- Mounting Options:
 - (S) - Same height application, in-line.
 - (V) - Variable height application, one end.
 - (D) - Variable height application, both ends.
- Bottom Rail trim is bolted on frame in place of top trim.

Specification Tips

- Not for use with glass panel frames or glass stack frames.
- May be the same width as a single panel or span a maximum of two full panel frames or stack frames in an in-line condition or spanning 90°, 3- or 4-way panel intersection.
- Bottom Rail:
 - Used in place of top trim.**
 - Not for use above a glass panel or glass stack.
- Mounting Option (V) has notch on one end to accommodate one Variable Height Cover.
- Mounting Option (D) has notches on both ends to accommodate two Variable Height Covers.
- Bottom Rail End Cap and End-of-Run Clip are application specific; separately specify as needed.

To Order, Specify:

1) Product number, including:

1 Mounting Options

- S** Same height/in-line
- V** Variable height/one end (add **\$22.77** list)
- D** Variable height/both ends (add **\$45.51** list)

2 Insert Thickness

- (Aluminum trim only)
- 4** 0.25"(6mm)
 - 2** 0.5"(13mm) (add **\$3.06** list)

2) Trim color.

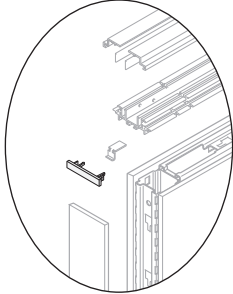
| Height | Depth | Width | Number ① | Trim A | B |
|--------------|----------|--------------|---------------|-----------|-----------|
| Steel | | | | | |
| 0.375"(10mm) | 3"(76mm) | 18"(457mm) | VZGR-0018-H 4 | \$ 306.54 | \$ 308.07 |
| | | 24"(610mm) | VZGR-0024-H 4 | 347.50 | 350.55 |
| | | 30"(762mm) | VZGR-0030-H 4 | 388.46 | 393.03 |
| | | 36"(914mm) | VZGR-0036-H 4 | 429.42 | 435.51 |
| | | 39"(991mm) | VZGR-0039-H 4 | 449.90 | 456.75 |
| | | 42"(1067mm) | VZGR-0042-H 4 | 470.38 | 477.99 |
| | | 45"(1143mm) | VZGR-0045-H 4 | 490.86 | 499.23 |
| | | 48"(1219mm) | VZGR-0048-H 4 | 511.34 | 520.47 |
| | | 51"(1295mm) | VZGR-0051-H 4 | 531.82 | 541.71 |
| | | 54"(1372mm) | VZGR-0054-H 4 | 552.30 | 562.95 |
| | | 57"(1448mm) | VZGR-0057-H 4 | 572.78 | 584.19 |
| | | 60"(1524mm) | VZGR-0060-H 4 | 593.26 | 605.43 |
| | | 63"(1600mm) | VZGR-0063-H 4 | 613.74 | 626.67 |
| | | 66"(1676mm) | VZGR-0066-H 4 | 634.22 | 647.91 |
| | | 69"(1753mm) | VZGR-0069-H 4 | 654.70 | 669.15 |
| | | 72"(1829mm) | VZGR-0072-H 4 | 675.18 | 690.39 |
| | | 75"(1905mm) | VZGR-0075-H 4 | 695.66 | 711.63 |
| | | 78"(1981mm) | VZGR-0078-H 4 | 716.14 | 732.87 |
| | | 81"(2057mm) | VZGR-0081-H 4 | 736.62 | 754.11 |
| | | 84"(2134mm) | VZGR-0084-H 4 | 757.10 | 775.35 |
| | | 87"(2210mm) | VZGR-0087-H 4 | 777.58 | 796.59 |
| | | 90"(2286mm) | VZGR-0090-H 4 | 798.06 | 817.83 |
| | | 93"(2362mm) | VZGR-0093-H 4 | 818.54 | 839.07 |
| | | 96"(2438mm) | VZGR-0096-H 4 | 839.02 | 860.31 |
| | | 99"(2515mm) | VZGR-0099-H 4 | 859.50 | 881.55 |
| | | 102"(2591mm) | VZGR-00A2-H 4 | 879.98 | 902.79 |
| | | 105"(2667mm) | VZGR-00A5-H 4 | 900.46 | 924.03 |
| | | 108"(2743mm) | VZGR-00A8-H 4 | 920.94 | 945.27 |
| | | 111"(2819mm) | VZGR-00B1-H 4 | 941.42 | 966.51 |
| | | 114"(2896mm) | VZGR-00B4-H 4 | 961.90 | 987.75 |
| | | 117"(2972mm) | VZGR-00B7-H 4 | 982.38 | 1008.99 |
| | | 120"(3048mm) | VZGR-00C0-H 4 | 1002.86 | 1030.23 |

Panel Accessories

| Height | Depth | Width | Number ①② | Trim A | B |
|-----------------|----------|--------------|-------------|-----------|-----------|
| Aluminum | | | | | |
| 0.375"(10mm) | 3"(76mm) | 18"(457mm) | VZGR-0018-A | \$ 311.87 | \$ 313.36 |
| | | 24"(610mm) | VZGR-0024-A | 360.41 | 363.44 |
| | | 30"(762mm) | VZGR-0030-A | 408.95 | 413.52 |
| | | 36"(914mm) | VZGR-0036-A | 457.49 | 463.60 |
| | | 39"(991mm) | VZGR-0039-A | 481.76 | 488.64 |
| | | 42"(1067mm) | VZGR-0042-A | 506.03 | 513.68 |
| | | 45"(1143mm) | VZGR-0045-A | 530.30 | 538.72 |
| | | 48"(1219mm) | VZGR-0048-A | 554.57 | 563.76 |
| | | 51"(1295mm) | VZGR-0051-A | 578.84 | 588.80 |
| | | 54"(1372mm) | VZGR-0054-A | 603.11 | 613.84 |
| | | 57"(1448mm) | VZGR-0057-A | 627.38 | 638.88 |
| | | 60"(1524mm) | VZGR-0060-A | 651.65 | 663.92 |
| | | 63"(1600mm) | VZGR-0063-A | 675.92 | 688.96 |
| | | 66"(1676mm) | VZGR-0066-A | 700.19 | 714.00 |
| | | 69"(1753mm) | VZGR-0069-A | 724.46 | 739.04 |
| | | 72"(1829mm) | VZGR-0072-A | 748.73 | 764.08 |
| | | 75"(1905mm) | VZGR-0075-A | 773.00 | 789.12 |
| | | 78"(1981mm) | VZGR-0078-A | 797.27 | 814.16 |
| | | 81"(2057mm) | VZGR-0081-A | 821.54 | 839.20 |
| | | 84"(2134mm) | VZGR-0084-A | 845.81 | 864.24 |
| | | 87"(2210mm) | VZGR-0087-A | 870.08 | 889.28 |
| | | 90"(2286mm) | VZGR-0090-A | 894.35 | 914.32 |
| | | 93"(2362mm) | VZGR-0093-A | 918.62 | 939.36 |
| | | 96"(2438mm) | VZGR-0096-A | 942.89 | 964.40 |
| | | 99"(2515mm) | VZGR-0099-A | 967.16 | 989.44 |
| | | 102"(2591mm) | VZGR-00A2-A | 991.43 | 1014.48 |
| | | 105"(2667mm) | VZGR-00A5-A | 1015.70 | 1039.52 |
| | | 108"(2743mm) | VZGR-00A8-A | 1039.97 | 1064.56 |
| | | 111"(2819mm) | VZGR-00B1-A | 1064.24 | 1089.60 |
| | | 114"(2896mm) | VZGR-00B4-A | 1088.51 | 1114.64 |
| | | 117"(2972mm) | VZGR-00B7-A | 1112.78 | 1139.68 |
| | | 120"(3048mm) | VZGR-00C0-A | 1137.05 | 1164.72 |

Panel Accessories

Bottom Rail End Cap



VZGE
Class BC - Discount Group XI

Feature

- Includes one steel or aluminum non-handed Bottom Rail End Cap.

Specification Tips

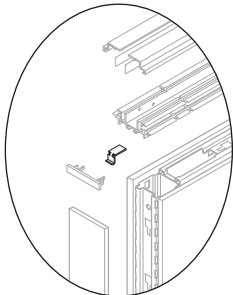
- Bottom Rail End Cap is used to cover open end of Bottom Rail in an exposed application.
- Aluminum:
 - For use in 2-, 3-, and 4-way, End-of-Run, and stand-alone in-line frameless glass application; refer to Application Guidelines.
- Steel:
 - Specify -HE option for End-of-Run Frameless Glass application; refer to Application Guidelines.
 - Specify -HI option for 2-, 3-, and 4-way, and stand-alone in-line frameless glass application; refer to Application Guidelines.

To Order, Specify:

- Product number.
- Trim color.

| Description | Height | Depth | Number | Trim A | B |
|---------------------------|--------------|--------------|--------------|---------|---------|
| Steel, for End-of-Run | 0.375"(10mm) | 2.375"(60mm) | VZGE-0000-HE | \$55.69 | \$66.38 |
| Steel, for In-line/Corner | | | VZGE-0000-HI | 55.69 | 66.38 |
| Aluminum | | | VZGE-0000-A | 55.69 | 66.38 |

Frameless Glass — End-of-Run Clip for use with Aluminum Bottom Rail



VZGC-000
Class BC - Discount Group XI

Features

- Includes one End-of-Run Clip.
- For use with End-of-Run trim and replaces standard End-of-Run clip in Frameless Glass application.

Specification Tip

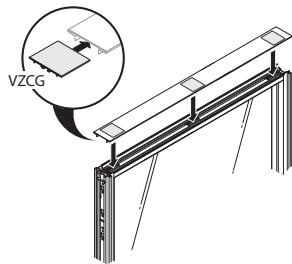
- For use with Aluminum Bottom Rail only.

To Order, Specify:

- Product number.
(No color specification required.)

| Number | Price |
|-----------|---------|
| VZGC-0000 | \$30.32 |

Glass Top Trim Clip Kit



VZCG-0000
Class BC - Discount Group XI

Feature

- Includes three attachment clips for connecting steel top trim to glass panels or glass stack frames.

Specification Tips

- Steel top trim only:
 - Must be used when spanning over a stack or panel frame and a glass stack or glass panel frame, specify the -HS trim option and order kit(s) separately for steel top trim that is spanning glass.

Clip Requirements

| Top Trim Length | Clips Required |
|----------------------|----------------|
| 18" - 30" | 2 |
| 36" - 60" | 3 |
| 51", 66", 72" | 4 |
| 78" - 90" | 5 |
| 63", 75", 96" - 120" | 6 |

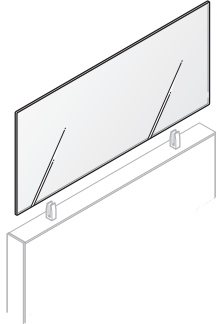
To Order, Specify:

- Product number.
(No finish specification required.)

| Number | Price |
|-----------|---------|
| VZCG-0000 | \$32.09 |

Panel Accessories

Glass Topper



VZSG
Class BC - Discount Group XI

Features

- Includes one 0.25"(6mm) thick insert with beveled edges and dubbed corners.
- Mounting Options:
(S) - Same height application, in-line.
(V) - Variable height application, one end.
(D) - Variable height application, both ends.

Specification Tips

- **Only for use with Glass Topper Bottom Rail Kit for aluminum or steel trim profiles; separately specified.**
- Glass Topper and separately specified Glass Topper Bottom Rail Kit must be the same width as panel frame.
- May not span multiple panel frames or panel intersections.

To Order, Specify:

1) Product number, including:

1 Mounting Options

- S** Same height/in-line
- V** Variable height/one end
- D** Variable height/both ends

2) Insert color.

- Grade A*
- SK-1C = Clear glass*
- Grade C:*
- E21 = Satin Etch*

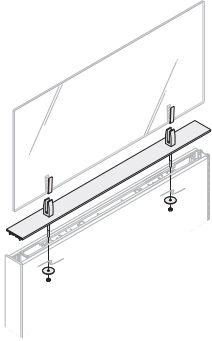
Note: Custom glass insert may be field supplied:

- Glass thickness should be equal to 0.236"(6mm).
- Safety glass is required. Tempered glass is recommended.

| Nominal Height | Nominal Width | Number ① | Glass | |
|----------------|---------------|---------------|-----------|-----------|
| | | | A | C |
| 8"(203mm) | 18"(457mm) | VZSG-0818-1 4 | \$ 376.84 | \$395.95 |
| | 24"(610mm) | VZSG-0824-1 4 | 410.25 | 454.17 |
| | 30"(762mm) | VZSG-0830-1 4 | 443.66 | 512.39 |
| | 36"(914mm) | VZSG-0836-1 4 | 477.07 | 570.61 |
| | 42"(1067mm) | VZSG-0842-1 4 | 510.48 | 628.83 |
| | 48"(1219mm) | VZSG-0848-1 4 | 543.89 | 687.05 |
| | 54"(1372mm) | VZSG-0854-1 4 | 577.30 | 745.27 |
| | 60"(1524mm) | VZSG-0860-1 4 | 610.71 | 803.49 |
| 12"(305mm) | 72"(1829mm) | VZSG-0872-1 4 | 878.16 | 1120.56 |
| | 18"(457mm) | VZSG-1218-1 4 | \$ 416.15 | \$ 473.47 |
| | 24"(610mm) | VZSG-1224-1 4 | 449.56 | 531.69 |
| | 30"(762mm) | VZSG-1230-1 4 | 482.97 | 589.91 |
| | 36"(914mm) | VZSG-1236-1 4 | 516.38 | 648.13 |
| | 42"(1067mm) | VZSG-1242-1 4 | 549.79 | 706.35 |
| | 48"(1219mm) | VZSG-1248-1 4 | 604.82 | 786.19 |
| | 54"(1372mm) | VZSG-1254-1 4 | 638.23 | 844.41 |
| 16"(406mm) | 60"(1524mm) | VZSG-1260-1 4 | 671.64 | 902.63 |
| | 72"(1829mm) | VZSG-1272-1 4 | 939.09 | 1219.70 |
| | 18"(457mm) | VZSG-1618-1 4 | \$ 455.46 | \$550.99 |
| | 24"(610mm) | VZSG-1624-1 4 | 488.87 | 609.21 |
| | 30"(762mm) | VZSG-1630-1 4 | 522.28 | 667.43 |
| | 36"(914mm) | VZSG-1636-1 4 | 555.69 | 725.65 |
| | 42"(1067mm) | VZSG-1642-1 4 | 589.10 | 783.87 |
| | 48"(1219mm) | VZSG-1648-1 4 | 701.12 | 920.70 |
| | 54"(1372mm) | VZSG-1654-1 4 | 734.53 | 978.92 |
| | 60"(1524mm) | VZSG-1660-1 4 | 767.94 | 1037.14 |
| | 72"(1829mm) | VZSG-1672-1 4 | 1035.39 | 1354.21 |

Panel Accessories

Glass Topper — Bottom Rail Kit



VZST
Class BC - Discount Group XI

Features

- Includes one **aluminum or steel top trim** with holes and mounting hardware.
- **Designed for use with 0.25"(6mm) thick insert; separately specified glass topper or field supplied glass.**
- Top trim with holes is bolted on standard frame.

Specification Tips

- Not for use with glass panel frames or glass stack frame.
- Top trim with holes must be same width as panel frame.
- Used in place of Full Profile Aluminum or Thin Profile Steel Top Trim.
- Glass Topper Bottom Rail Kit and separately specified Glass Topper must be the same width as panel frame.
- May not span multiple panel frames or panel intersections.

To Order, Specify:

1) Product number, including:

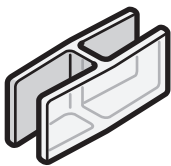
1 Top Trim Attachment

- H** Steel
- A** Aluminum

2) Trim color.

| Height | Depth | Width | Number ❶ | Steel (H) Trim | | Aluminum (A) Trim | |
|--------------|----------|-------------|--------------|----------------|-----------|-------------------|-----------|
| | | | | A | B | A | B |
| 0.375"(10mm) | 3"(76mm) | 18"(457mm) | VZST-0018- 4 | \$ 196.11 | \$ 206.70 | \$ 217.78 | \$ 228.37 |
| | | 24"(610mm) | VZST-0024- 4 | 203.24 | 217.36 | 233.83 | 247.95 |
| | | 30"(762mm) | VZST-0030- 4 | 210.37 | 228.02 | 249.88 | 267.53 |
| | | 36"(914mm) | VZST-0036- 4 | 217.50 | 238.68 | 265.93 | 287.11 |
| | | 42"(1067mm) | VZST-0042- 4 | 224.63 | 249.34 | 281.98 | 306.69 |
| | | 48"(1219mm) | VZST-0048- 4 | 231.76 | 260.00 | 298.03 | 326.27 |
| | | 54"(1372mm) | VZST-0054- 4 | 238.89 | 270.66 | 314.08 | 345.85 |
| | | 60"(1524mm) | VZST-0060- 4 | 246.02 | 281.32 | 330.13 | 365.43 |
| | | 72"(1829mm) | VZST-0072- 4 | 397.15 | 439.51 | 499.10 | 541.46 |

Alignment Clip Kit



VZSG
Class BC - Discount Group XI

Feature

- Includes 10 clear polycarbonate clips.

Specification Tips

- For use when aligning two 0.25"(6mm) Compose Glass Toppers or Frameless Glass.
- Recommended when Glass Toppers are specified in line with each other.

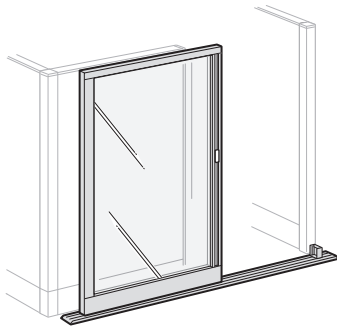
To Order, Specify:

1) Product number.
(No finish specification required.)

| Number | Price |
|-----------|----------|
| VZSG-0000 | \$499.82 |

Panel Accessories

Sliding Door



VUZF (left-hand shown)
Class BC - Discount Group XI

Features

- Includes sliding door with track without lock.
- Available with clear glass or frosted acrylic door insert.
- Full height integrated vertical finger-pull door handle.
- Sliding Door adjustable wheels allow 1.25"(32mm) height adjustment.
- Optional door lock is available; locks with key outside and lever inside. Not field retrofitable.
- Threshold is 0.45"(11mm).
- Lock plugs are black.
- For lock options, refer to Lock Program section of the Accessories Price List.
- Locking mechanism locks the door into the track.
- Right-handed door mounts on right side and slides open to right.
- Left-handed door mounts on left side and slides open to left.

Specification Tips

- Handedness cannot be changed in the field.
- Sliding Door mounts outside of the workspace.
- Threshold track is included and must be used with the Slider Door.
- Sliding Door Filler Post is required in certain applications and ordered separately. Refer to Specification Guide.
- **Glass Stack purchased prior to August 2008 requires field replacement of M Rail Kit; available through eParts.**
- **Not available for use with Open Base.**
- When installing in a 2-way application, must order extended glide bracket part# 2206-4905.

To Order, Specify:

1) Product number, including:

1 Insert Option:

- G** Clear (SG-1C) - Grade A
- X** Frosted (SK-IE) - Grade D

2 Handedness Option:

- R** Right
- L** Left

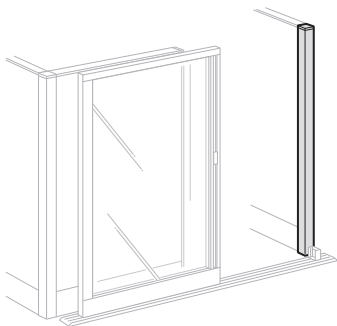
3 Locking Option:

- N** Non-Locking
- L** Locking (add **\$637.93** list)

2) Trim color.

| Nominal Height | Nominal Depth | Number ①②③ | Trim A Glass | | Trim B Glass | |
|----------------|---------------|--------------------|--------------|------------|--------------|------------|
| | | | A | D | A | D |
| 66"(1676mm) | 36"(914mm) | VUZF-6636- ■ ■ ■ Z | \$4628.62 | \$ 5159.17 | \$4659.62 | \$ 5190.17 |
| | 42"(1067mm) | VUZF-6642- ■ ■ ■ Z | 4864.74 | 5627.93 | 4897.46 | 5660.65 |
| 74"(1880mm) | 36"(914mm) | VUZF-7436- ■ ■ ■ Z | \$4806.46 | \$5420.37 | \$4864.98 | \$5478.89 |
| | 42"(1067mm) | VUZF-7442- ■ ■ ■ Z | 5042.58 | 5889.13 | 5102.82 | 5949.37 |
| 82"(2083mm) | 36"(914mm) | VUZF-8236- ■ ■ ■ Z | \$4984.30 | \$ 5681.57 | \$5070.34 | \$ 5767.61 |
| | 42"(1067mm) | VUZF-8242- ■ ■ ■ Z | 5220.42 | 6150.33 | 5308.18 | 6238.09 |

Filler Post — Sliding Door



VZZP
Class CA - Discount Group XI

Feature

- Includes filler post and attachment hardware.

Specification Tips

- Filler post is required for certain Sliding Door applications. Refer to Specification Guide.
- Specify filler post to match panel height in all applications.

To Order, Specify:

1) Product number, including:

1 Trim Option:

- H** Steel
- P** Aluminum or Wood

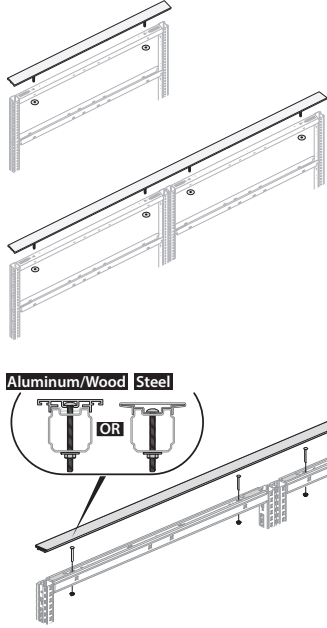
2) Trim color.

| Nominal Height | Number ① | Steel (H) Trim | | Aluminum/Wood (P) Trim | |
|----------------|--------------|----------------|----------|------------------------|-----------|
| | | A | B | A | B |
| 66"(1676mm) | VZZP-6600- ■ | \$628.73 | \$663.88 | \$ 818.32 | \$ 853.47 |
| 74"(1880mm) | VZZP-7400- ■ | 691.53 | 726.68 | 881.12 | 916.27 |
| 82"(2083mm) | VZZP-8200- ■ | 754.33 | 789.48 | 943.92 | 979.07 |
| 90"(2286mm) | VZZP-9000- ■ | 817.13 | 852.28 | 1006.72 | 1041.87 |

Panel Accessories

Top Trim

Steel, Aluminum, Wood



Features

- Includes thin profile steel, full profile aluminum, or full profile wood top trim.
- Aluminum and wood top trim 0.25"(6mm) thick; steel top trim 0.125"(3mm) thick.
- 3"(76mm) deep.
- Trim is bolted on standard frame, snap-on with glass panels.

Specification Tips

- Top trim width may:
 - be the same as a single frame
 - span two in-line frames
 - span a 3- or 4-way intersection and two adjacent frames; one on each side of the intersection.
- Not for use with 2-way intersections.
- Required for all panel configurations (may be same width as panel.)
- Steel top trim; specify when necessary
 - Standard frame (HS)
 - Glass panel or glass stack (HG)
 - Glass top trim clip kit (if applicable)
- Mixing top trim types (ie. aluminum, steel, wood or work rail) is not recommended.
- Wood grain direction is same direction as width.

To Order, Specify:

- 1) Product number, including

Option:

- HS** Steel: Standard Frame
- HG** Steel: Glass Panel or Glass Stack
- A** Aluminum
- W** Wood

- 2) Trim color or wood finish color.

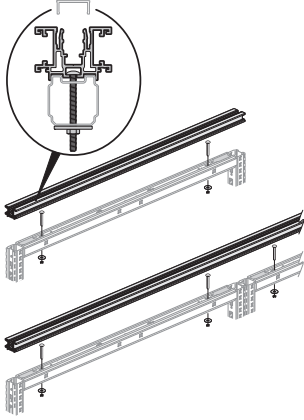
VZCC
Class BC - Discount Group XI

| Width | Number ① | Steel (HS) Trim | | Steel (HG) Trim | | Aluminum (A) Trim | | Wood (W) Wood | |
|--------------|------------|-----------------|----------|-----------------|----------|-------------------|-----------|---------------|-----------|
| | | A | B | A | B | A | B | A | B |
| 18"(457mm) | VZCC-0018- | \$ 65.31 | \$ 67.08 | \$ 81.48 | \$ 83.25 | \$ 175.07 | \$ 176.84 | \$ 434.21 | \$ 480.32 |
| 24"(610mm) | VZCC-0024- | 72.39 | 75.94 | 89.96 | 93.51 | 185.69 | 189.24 | 490.71 | 543.92 |
| 30"(762mm) | VZCC-0030- | 79.47 | 84.80 | 98.44 | 103.77 | 196.31 | 201.64 | 547.21 | 607.52 |
| 36"(914mm) | VZCC-0036- | 86.55 | 93.66 | 106.92 | 114.03 | 206.93 | 214.04 | 603.71 | 671.12 |
| 39"(991mm) | VZCC-0039- | 90.09 | 98.09 | 111.16 | 119.16 | 212.24 | 220.24 | 631.96 | 702.92 |
| 42"(1067mm) | VZCC-0042- | 93.63 | 102.52 | 115.40 | 124.29 | 217.55 | 226.44 | 660.21 | 734.72 |
| 45"(1143mm) | VZCC-0045- | 97.17 | 106.95 | 119.64 | 129.42 | 222.86 | 232.64 | 688.46 | 766.52 |
| 48"(1219mm) | VZCC-0048- | 100.71 | 111.38 | 123.88 | 134.55 | 228.17 | 238.84 | 716.71 | 798.32 |
| 51"(1295mm) | VZCC-0051- | 104.25 | 115.81 | 128.12 | 139.68 | 233.48 | 245.04 | 744.96 | 830.12 |
| 54"(1372mm) | VZCC-0054- | 107.79 | 120.24 | 132.36 | 144.81 | 238.79 | 251.24 | 773.21 | 861.92 |
| 57"(1448mm) | VZCC-0057- | 111.33 | 124.67 | 136.60 | 149.94 | 244.10 | 257.44 | 801.46 | 893.72 |
| 60"(1524mm) | VZCC-0060- | 114.87 | 129.10 | 140.84 | 155.07 | 249.41 | 263.64 | 829.71 | 925.52 |
| 63"(1600mm) | VZCC-0063- | 150.18 | 165.30 | 176.85 | 191.97 | 274.13 | 289.25 | 877.37 | 976.73 |
| 66"(1676mm) | VZCC-0066- | 153.72 | 169.73 | 181.09 | 197.10 | 281.65 | 297.66 | 907.83 | 1010.74 |
| 69"(1753mm) | VZCC-0069- | 157.26 | 174.16 | 185.33 | 202.23 | 289.17 | 306.07 | 938.29 | 1044.75 |
| 72"(1829mm) | VZCC-0072- | 160.80 | 178.59 | 189.57 | 207.36 | 296.69 | 314.48 | 968.75 | 1078.76 |
| 75"(1905mm) | VZCC-0075- | 164.34 | 183.02 | 193.81 | 212.49 | 304.21 | 322.89 | 999.21 | 1112.77 |
| 78"(1981mm) | VZCC-0078- | 167.88 | 187.45 | 198.05 | 217.62 | 311.73 | 331.30 | 1029.67 | 1146.78 |
| 81"(2057mm) | VZCC-0081- | 171.42 | 191.88 | 202.29 | 222.75 | 319.25 | 339.71 | 1060.13 | 1180.79 |
| 84"(2134mm) | VZCC-0084- | 174.96 | 196.31 | 206.53 | 227.88 | 326.77 | 348.12 | 1090.59 | 1214.80 |
| 87"(2210mm) | VZCC-0087- | 178.50 | 200.74 | 210.77 | 233.01 | 334.29 | 356.53 | 1121.05 | 1248.81 |
| 90"(2286mm) | VZCC-0090- | 182.04 | 205.17 | 215.01 | 238.14 | 341.81 | 364.94 | 1151.51 | 1282.82 |
| 93"(2362mm) | VZCC-0093- | 185.58 | 209.60 | 219.25 | 243.27 | 349.33 | 373.35 | 1181.97 | 1316.83 |
| 96"(2438mm) | VZCC-0096- | 189.12 | 214.03 | 223.49 | 248.40 | 356.85 | 381.76 | 1212.43 | 1350.84 |
| 99"(2515mm) | VZCC-0099- | 192.66 | 218.46 | 227.73 | 253.53 | 364.37 | 390.17 | 1242.89 | 1384.85 |
| 102"(2591mm) | VZCC-0102- | 196.20 | 222.89 | 231.97 | 258.66 | 371.89 | 398.58 | 1273.35 | 1418.86 |
| 105"(2667mm) | VZCC-0105- | 199.74 | 227.32 | 236.21 | 263.79 | 379.41 | 406.99 | 1303.81 | 1452.87 |
| 108"(2743mm) | VZCC-0108- | 203.28 | 231.75 | 240.45 | 268.92 | 386.93 | 415.40 | 1334.27 | 1486.88 |
| 111"(2819mm) | VZCC-0111- | 206.82 | 236.18 | 244.69 | 274.05 | 394.45 | 423.81 | 1364.73 | 1520.89 |
| 114"(2896mm) | VZCC-0114- | 210.36 | 240.61 | 248.93 | 279.18 | 426.24 | 456.49 | 1419.46 | 1579.17 |
| 117"(2972mm) | VZCC-0117- | 213.90 | 245.04 | 253.17 | 284.31 | 409.49 | 440.63 | 1425.65 | 1588.91 |
| 120"(3048mm) | VZCC-0120- | 217.44 | 249.47 | 257.41 | 289.44 | 441.28 | 473.31 | 1480.38 | 1647.19 |

Panel Accessories

Top Trim

Work Rail



VZCC
Class BC - Discount Group XI

Features

- Includes one aluminum work rail and attachment hardware.
- Accepts Work Rail Top Trim Cover, Belong Plus Center Screen, Stanchion for use with Work Rail Top Trim, Intuity Center Screen, and Work Rail Off-Modular worksurface bracket.
- Work Rail Top Trim is 1.5" (38mm)H.
- Trim is bolted on Compose frame.

Specification Tips

- Not for use with Glass Panels or Glass Stack Kit.
- Top trim width may:
 - be the same as a single panel frame
 - span two in-line panel frames
 - span a 3- or 4-way intersection and two adjacent panel frames; one on each side of the intersection.
- May not span a 2-way intersection and adjacent panel frame.
- It is not recommended to use Aluminum Top Trim, Steel Top Trim and Work Rail Top Trim on adjacent panel frames in an In-Line condition or a 2-, 3-, or 4-way intersection.
- When specifying panel trim or corner connectors select the option "For use with Work Rail Top Trim"; not for use with Aluminum Top Trim option.

To Order, Specify:

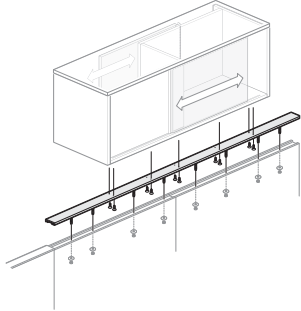
- 1) Product number.
- 2) Trim color.

| Height | Width | Number | Trim A | B |
|--------------|--------------|--------------|-----------|-----------|
| 1.5"(38mm) | 18"(457mm) | VZCC-0018-AG | \$ 551.43 | \$ 553.20 |
| | 24"(610mm) | VZCC-0024-AG | 570.85 | 574.40 |
| | 30"(762mm) | VZCC-0030-AG | 590.27 | 595.60 |
| | 36"(914mm) | VZCC-0036-AG | 609.69 | 616.80 |
| | 39"(991mm) | VZCC-0039-AG | 619.40 | 627.40 |
| | 42"(1067mm) | VZCC-0042-AG | 629.11 | 638.00 |
| | 45"(1143mm) | VZCC-0045-AG | 638.82 | 648.60 |
| | 48"(1219mm) | VZCC-0048-AG | 648.53 | 659.20 |
| | 51"(1295mm) | VZCC-0051-AG | 658.24 | 669.80 |
| | 54"(1372mm) | VZCC-0054-AG | 667.95 | 680.40 |
| | 57"(1448mm) | VZCC-0057-AG | 677.66 | 691.00 |
| | 60"(1524mm) | VZCC-0060-AG | 687.37 | 701.60 |
| | 63"(1600mm) | VZCC-0063-AG | 1082.08 | 1097.20 |
| | 66"(1676mm) | VZCC-0066-AG | 1091.79 | 1107.80 |
| | 69"(1753mm) | VZCC-0069-AG | 1101.50 | 1118.40 |
| | 72"(1829mm) | VZCC-0072-AG | 1111.21 | 1129.00 |
| | 75"(1905mm) | VZCC-0075-AG | 1120.92 | 1139.60 |
| | 78"(1981mm) | VZCC-0078-AG | 1130.63 | 1150.20 |
| | 81"(2057mm) | VZCC-0081-AG | 1140.34 | 1160.80 |
| | 84"(2134mm) | VZCC-0084-AG | 1150.05 | 1171.40 |
| 87"(2210mm) | VZCC-0087-AG | 1159.76 | 1182.00 | |
| 90"(2286mm) | VZCC-0090-AG | 1169.47 | 1192.60 | |
| 93"(2362mm) | VZCC-0093-AG | 1179.18 | 1203.20 | |
| 96"(2438mm) | VZCC-0096-AG | 1188.89 | 1213.80 | |
| 99"(2515mm) | VZCC-0099-AG | 1198.60 | 1224.40 | |
| 102"(2591mm) | VZCC-0102-AG | 1208.31 | 1235.00 | |
| 105"(2667mm) | VZCC-0105-AG | 1218.02 | 1245.60 | |
| 108"(2743mm) | VZCC-0108-AG | 1227.73 | 1256.20 | |
| 111"(2819mm) | VZCC-0111-AG | 1237.44 | 1266.80 | |
| 114"(2896mm) | VZCC-0114-AG | 1247.15 | 1277.40 | |
| 117"(2972mm) | VZCC-0117-AG | 1256.86 | 1288.00 | |
| 120"(3048mm) | VZCC-0120-AG | 1266.57 | 1298.60 | |

Panel Accessories

Top Trim

Off Modular Top Trim



UZCC
Class BC - Discount Group XI

Features

- Includes Full Profile Aluminum Off Modular top trim and attachment hardware.
- Use to center mount a Countertop or Be_Hold or Be_Hold Be overhead storage unit to modular or off modular applications.

Specification Tips

- Designed to be used in Full Profile Aluminum top trim applications only.
- Recommended panel height is 42"(1067mm) to 50"(1270mm) when used with transaction worksurface.
- When mounting Overhead Storage Unit, recommended panel height is 42"(1067mm) to 50"(1270mm). There is no limit to mounting to 26"(660mm)H to 74"(1880mm)H.
- Field drilling required.

To Order, Specify:

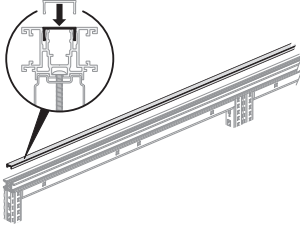
- 1) Product number.
- 2) Trim color.

| Number | Trim A | B |
|-------------|-----------|-----------|
| UZCC-0018-A | \$ 187.31 | \$ 189.02 |
| UZCC-0024-A | 203.75 | 206.32 |
| UZCC-0030-A | 220.19 | 222.76 |
| UZCC-0036-A | 236.63 | 239.20 |
| UZCC-0042-A | 253.07 | 255.64 |
| UZCC-0048-A | 269.51 | 272.08 |
| UZCC-0051-A | 277.73 | 280.30 |
| UZCC-0054-A | 285.95 | 288.52 |
| UZCC-0060-A | 302.39 | 304.96 |
| UZCC-0063-A | 350.01 | 352.58 |
| UZCC-0066-A | 358.23 | 360.80 |
| UZCC-0072-A | 374.67 | 377.24 |
| UZCC-0075-A | 418.86 | 421.43 |
| UZCC-0078-A | 427.08 | 429.65 |
| UZCC-0084-A | 443.52 | 446.09 |
| UZCC-0090-A | 459.96 | 462.53 |
| UZCC-0096-A | 476.40 | 478.97 |
| UZCC-0102-A | 492.84 | 495.41 |
| UZCC-0108-A | 509.28 | 511.85 |
| UZCC-0114-A | 525.72 | 528.29 |
| UZCC-0120-A | 542.16 | 544.73 |

Panel Accessories

Top Trim

Work Rail Top Trim Cover



VZCR
Class BC - Discount Group XI

Features

- Includes one aluminum rail cover.
- Installs in top channel of Work Rail Top Trim only.
- Can be field cut to fill in top channel where screens or stanchions are not used.

Specification Tips

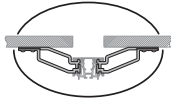
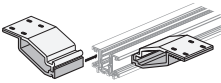
- Specify 60"(1524mm) for spans of 60"(1524mm) or less.
- Specify 72"(1829mm) for spans of 60"(1524mm)-72"(1829mm).
- Specify 120"(3048mm) for spans greater than 72"(1829mm).

To Order, Specify:

- 1) Product number.
- 2) Trim color.

| Width | Number | Trim | |
|--------------|--------------|----------|----------|
| | | A | B |
| 60"(1524mm) | VZCR-0060-AG | \$466.61 | \$468.39 |
| 72"(1829mm) | VZCR-0072-AG | 559.91 | 563.49 |
| 120"(3048mm) | VZCR-0120-AG | 933.11 | 943.89 |

Work Rail Top Trim Off-Modular Bracket



ZZBD
Class BC - Discount Group XI

Features

- Includes one bracket and attachment hardware.
- Installs in the side channel of Work Rail Top Trim.
- Provides worksurface support in modular or off-modular conditions.
- Bracket for use with Adaptable Worksurfaces.
- Locates underside of worksurface at 28"(711mm) when panel glides are fully recessed.
- Provides clear leg support when supporting 24"(610mm) and 30"(762mm) deep worksurfaces.

Specification Tips

- Only for use with 26"(660mm)H full panel frame, Connections or Beam with separately specified work rail.
- Worksurface front corners support requirements:
 - One corner must be floor supported.
 - Second corner must be either floor supported or attached to an adjacent worksurface with a flush mount kit.
 - The distance between these floor supports may not exceed 10 feet.
- For use with Work Rail Top Trim only.

To Order, Specify:

- 1) Product number.
- 2) Trim color.

Bracket Requirements

| Length of a particular worksurface Connections spine (inches) | Min # of Brackets Required (qty) |
|---|----------------------------------|
| 24-42 | 2 |
| 48-78 | 3 |
| 84-120 | 4 |

| Number | Trim | |
|---------------|----------|----------|
| | A | B |
| ZZBD-0200-CNG | \$194.41 | \$202.19 |

Panel Accessories

Full Panel

End-of-Run Trim — Steel/Aluminum/Wood



VZCE-3400-H
Class BC - Discount Group XI

Features

- Includes thin profile steel or full profile aluminum or wood trim cover, attachment hardware and alignment tab.
- Aluminum and wood trim are 0.25”(6mm) thick; steel trim is 0.125”(3mm) thick; 3”(76mm)D.

Specification Tips

- When adding stack to panel frame, order trim cover to match overall height of panel and stack.
- For variable height situations, refer to Specification Guide for Planning with Intersections.
- Mixing steel trim with wood or aluminum not recommended.
- Standard trim guidelines apply to Open Base.
- Specification Option (-F): The top of the End-of-Run steel panel trim attaches to a frameless glass bottom rail.

To Order, Specify:

- 1) Product number, including:

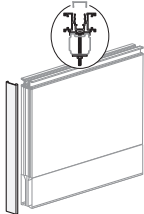
1 Option:

- H** Steel
- F** Steel/Frameless Glass - End-of-Run (add **\$19.60** list to **H** Steel option)
- A** Aluminum
- W** Wood

- 2) Trim color or wood finish color for vertical cover.

| Height | Number ① | Steel (H) Trim | | Aluminum (A) Trim | | Wood (W) Wood | |
|-------------|------------|----------------|----------|-------------------|-----------|---------------|-----------|
| | | A | B | A | B | A | B |
| 26”(660mm) | VZCE-2600- | \$ 67.35 | \$ 84.55 | \$205.96 | \$ 223.16 | \$ 582.33 | \$ 629.25 |
| 34”(864mm) | VZCE-3400- | 75.83 | 99.91 | 241.80 | 265.88 | 706.57 | 760.29 |
| 42”(1067mm) | VZCE-4200- | 84.31 | 115.27 | 277.64 | 308.60 | 830.81 | 891.33 |
| 50”(1270mm) | VZCE-5000- | 92.79 | 130.63 | 313.48 | 351.32 | 955.05 | 1022.37 |
| 58”(1473mm) | VZCE-5800- | 101.27 | 145.99 | 349.32 | 394.04 | 1079.29 | 1153.41 |
| 66”(1676mm) | VZCE-6600- | 109.75 | 161.35 | 385.16 | 436.76 | 1203.53 | 1284.45 |
| 74”(1880mm) | VZCE-7400- | 125.75 | 184.23 | 421.00 | 479.48 | 1327.77 | 1415.49 |
| 82”(2083mm) | VZCE-8200- | 141.75 | 207.11 | 456.84 | 522.20 | 1452.01 | 1546.53 |
| 90”(2286mm) | VZCE-9000- | 157.75 | 229.99 | 492.68 | 564.92 | 1576.25 | 1677.57 |

End-of-Run Trim — Work Rail



VZCE-AAANG
Class BC - Discount Group XI

Features

- Includes full profile aluminum trim, attachment hardware and alignment tab.
- Aluminum top trim is 0.25”(6mm) thick; 3”(76mm)D.

Specification Tips

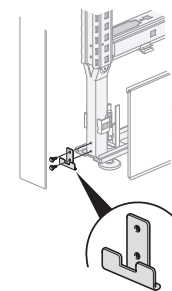
- Order trim cover to match overall height of full frame and work rail.
- For variable height situations, refer to Specification Guide for Planning with intersections.
- Only work rail top trim may be used adjacent to cover.
- Work rail trim and connectors not available in thin profile steel or full profile wood trim

To Order, Specify:

- 1) Product number.
- 2) Trim color.

| Height | Number | Trim A | B |
|-------------|----------------|----------|-----------|
| 28”(711mm) | VZCE-2800-ANNG | \$202.43 | \$ 221.76 |
| 36”(914mm) | VZCE-3600-ANNG | 238.83 | 265.20 |
| 44”(1118mm) | VZCE-4400-ANNG | 275.23 | 308.64 |
| 52”(1321mm) | VZCE-5200-ANNG | 311.63 | 352.08 |
| 60”(1524mm) | VZCE-6000-ANNG | 348.03 | 395.52 |
| 68”(1727mm) | VZCE-6800-ANNG | 384.43 | 438.96 |
| 76”(1930mm) | VZCE-7600-ANNG | 420.83 | 482.40 |

End-of-Run Steel Trim Bottom Bracket Clip



VZCE-0000-H
Class BC - Discount Group XI

Features

- Includes five attachment clips and hardware.
- Clip recommended to secure bottom of steel End-of-Run cover to panel frame.

Specification Tip

- Steel End-of-Run trim only.

To Order, Specify:

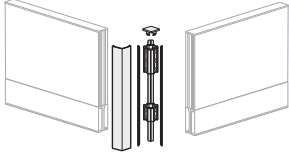
- 1) Product number.
(No color specification required.)

| Number | Price |
|-------------|---------|
| VZCE-0000-H | \$74.99 |

Panel Accessories

Full Panel

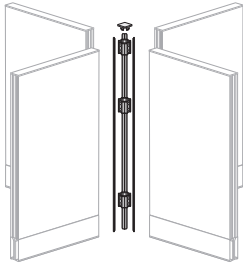
Trim and Corner Connectors — Steel, Aluminum, Wood



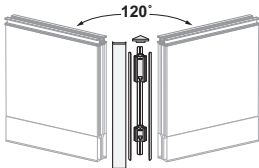
VZCL



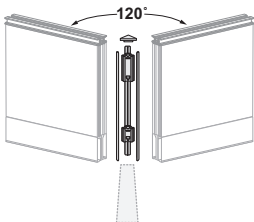
VZCT



VZCX



VZCV-A



VZCY-A

Class BC - Discount Group XI

Features

- Includes thin profile steel, full profile aluminum or wood corner top cap, attachment hardware, corner blocks, spacers and light blocks.
- 90° 2- and 3-Way and 120° 2-Way connectors also include trim cover.
- Aluminum and wood top trim are 0.25" (6mm) thick; steel top trim is 0.125" (3mm) thick; 3" (76mm) D.

Specification Tips

- For variable height situations, refer to Specification Guide for Planning with Intersections.
- Mixing steel top trim with wood or aluminum not recommended.
- Standard trim guidelines apply to Open Base.

To Order, Specify:

1) Product number, including:

① **Option:**

H Steel

A Aluminum

W Wood

2) Trim color or wood finish color for vertical cover (if applicable).

3) Trim color or wood finish color for top cap.

Panel Accessories

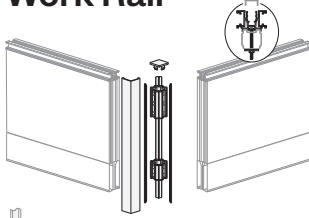
Full Panel

| Nominal Height | Number ① | Steel (H) | | Aluminum (A) | | Wood (W) | |
|--------------------------------|------------|-----------|-----------|--------------|-----------|------------|------------|
| | | Trim A | B | Trim A | B | Wood A | B |
| 2-Way Intersection 90° | | | | | | | |
| 26"(660mm) | VZCL-2600- | \$ 320.90 | \$ 374.27 | \$ 534.04 | \$ 587.41 | \$ 1016.47 | \$ 1131.11 |
| 34"(864mm) | VZCL-3400- | 334.66 | 401.79 | 575.48 | 642.61 | 1140.71 | 1282.87 |
| 42"(1067mm) | VZCL-4200- | 348.42 | 429.31 | 616.92 | 697.81 | 1264.95 | 1434.63 |
| 50"(1270mm) | VZCL-5000- | 362.18 | 456.83 | 658.36 | 753.01 | 1389.19 | 1586.39 |
| 58"(1473mm) | VZCL-5800- | 375.94 | 484.35 | 699.80 | 808.21 | 1513.43 | 1738.15 |
| 66"(1676mm) | VZCL-6600- | 389.70 | 511.87 | 741.24 | 863.41 | 1637.67 | 1889.91 |
| 74"(1880mm) | VZCL-7400- | 403.46 | 539.39 | 782.68 | 918.61 | 1761.91 | 2041.67 |
| 82"(2083mm) | VZCL-8200- | 417.22 | 566.91 | 824.12 | 973.81 | 1886.15 | 2193.43 |
| 90"(2286mm) | VZCL-9000- | 430.98 | 594.43 | 865.56 | 1029.01 | 2010.39 | 2345.19 |
| 3-Way Intersection 90° | | | | | | | |
| 26"(660mm) | VZCT-2600- | \$ 255.88 | \$ 352.18 | \$ 494.11 | \$ 567.19 | \$ 949.14 | \$ 1054.74 |
| 34"(864mm) | VZCT-3400- | 279.96 | 414.10 | 521.63 | 622.23 | 1067.78 | 1192.74 |
| 42"(1067mm) | VZCT-4200- | 304.04 | 476.02 | 549.15 | 677.27 | 1186.42 | 1330.74 |
| 50"(1270mm) | VZCT-5000- | 328.12 | 537.94 | 576.67 | 732.31 | 1305.06 | 1468.74 |
| 58"(1473mm) | VZCT-5800- | 352.20 | 599.86 | 604.19 | 787.35 | 1423.70 | 1606.74 |
| 66"(1676mm) | VZCT-6600- | 376.28 | 661.78 | 631.71 | 842.39 | 1542.34 | 1744.74 |
| 74"(1880mm) | VZCT-7400- | 400.36 | 723.70 | 659.23 | 897.43 | 1660.98 | 1882.74 |
| 82"(2083mm) | VZCT-8200- | 424.44 | 785.62 | 686.75 | 952.47 | 1779.62 | 2020.74 |
| 90"(2286mm) | VZCT-9000- | 448.52 | 847.54 | 714.27 | 1007.51 | 1898.26 | 2158.74 |
| 4-Way Intersection 90° | | | | | | | |
| 26"(660mm) | VZCX-2600- | \$ 177.27 | \$ 179.33 | \$ 384.88 | \$ 386.94 | \$ 505.59 | \$ 543.48 |
| 34"(864mm) | VZCX-3400- | 188.63 | 190.69 | 396.80 | 398.86 | 517.51 | 555.40 |
| 42"(1067mm) | VZCX-4200- | 199.99 | 202.05 | 408.72 | 410.78 | 529.43 | 567.32 |
| 50"(1270mm) | VZCX-5000- | 211.35 | 213.41 | 420.64 | 422.70 | 541.35 | 579.24 |
| 58"(1473mm) | VZCX-5800- | 222.71 | 224.77 | 432.56 | 434.62 | 553.27 | 591.16 |
| 66"(1676mm) | VZCX-6600- | 234.07 | 236.13 | 444.48 | 446.54 | 565.19 | 603.08 |
| 74"(1880mm) | VZCX-7400- | 245.43 | 247.49 | 456.40 | 458.46 | 577.11 | 615.00 |
| 82"(2083mm) | VZCX-8200- | 256.79 | 258.85 | 468.32 | 470.38 | 589.03 | 626.92 |
| 90"(2286mm) | VZCX-9000- | 268.15 | 270.21 | 480.24 | 482.30 | 600.95 | 638.84 |
| 2-Way Intersection 120° | | | | | | | |
| 26"(660mm) | VZCV-2600- | \$ 849.35 | \$ 866.55 | \$ 866.07 | \$ 883.27 | | |
| 34"(864mm) | VZCV-3400- | 912.71 | 936.79 | 929.43 | 953.51 | | |
| 42"(1067mm) | VZCV-4200- | 976.07 | 1007.03 | 992.79 | 1023.75 | | |
| 50"(1270mm) | VZCV-5000- | 1039.43 | 1077.27 | 1056.15 | 1093.99 | | |
| 58"(1473mm) | VZCV-5800- | 1102.79 | 1147.51 | 1119.51 | 1164.23 | | |
| 66"(1676mm) | VZCV-6600- | 1166.15 | 1217.75 | 1182.87 | 1234.47 | | |
| 74"(1880mm) | VZCV-7400- | 1229.51 | 1287.99 | 1246.23 | 1304.71 | | |
| 82"(2083mm) | VZCV-8200- | 1292.87 | 1358.23 | 1309.59 | 1374.95 | | |
| 90"(2286mm) | VZCV-9000- | 1356.23 | 1428.47 | 1372.95 | 1445.19 | | |
| 3-Way Intersection 120° | | | | | | | |
| 26"(660mm) | VZCY-2600- | \$ 761.69 | \$ 763.33 | \$ 776.69 | \$ 778.33 | | |
| 34"(864mm) | VZCY-3400- | 811.37 | 813.01 | 826.37 | 828.01 | | |
| 42"(1067mm) | VZCY-4200- | 861.05 | 862.69 | 876.05 | 877.69 | | |
| 50"(1270mm) | VZCY-5000- | 910.73 | 912.37 | 925.73 | 927.37 | | |
| 58"(1473mm) | VZCY-5800- | 960.41 | 962.05 | 975.41 | 977.05 | | |
| 66"(1676mm) | VZCY-6600- | 1010.09 | 1011.73 | 1025.09 | 1026.73 | | |
| 74"(1880mm) | VZCY-7400- | 1059.77 | 1061.41 | 1074.77 | 1076.41 | | |
| 82"(2083mm) | VZCY-8200- | 1109.45 | 1111.09 | 1109.45 | 1111.09 | | |
| 90"(2286mm) | VZCY-9000- | 1159.13 | 1160.77 | 1174.13 | 1175.77 | | |

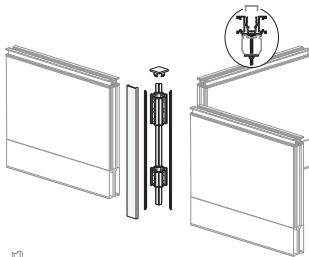
Panel Accessories

Full Panel

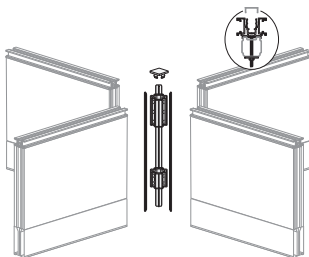
Trim and Corner Connectors — Work Rail



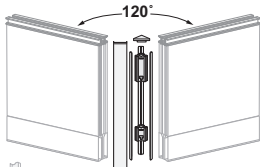
VZCL-AANG



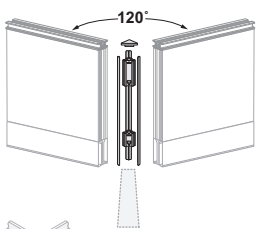
VZCT-AANG



VZCX-AANG



VZCV-A



VZCY-A

Class BC - Discount Group XI

Features

- Includes full profile aluminum corner top cap, attachment hardware, corner blocks, spacers and light blocks.
- 90° 2- and 3-Way connectors and 120° 2-Way connectors also include full profile aluminum trim cover.

Specification Tips

- Connectors for use with Work Rail Top Trim not available in thin profile steel or full profile wood.
- For variable height situations, refer to Specification Guide for Planning with intersections.
- Only work rail top trim may be used adjacent to cover.

To Order, Specify:


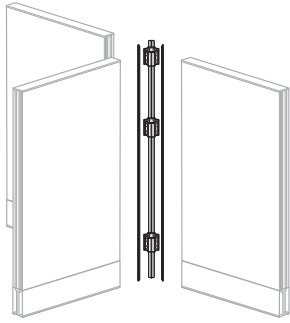
- 1) Product number.
- 2) Trim color for vertical cover. (if applicable)
- 3) Trim color for top cap.

| Nominal Height | Number | Trim A | B |
|--------------------------------|----------------|-----------|-----------|
| 2-Way Intersection 90° | | | |
| 28"(711mm) | VZCL-2800-AANG | \$ 534.85 | \$ 592.07 |
| 36"(914mm) | VZCL-3600-AANG | 576.77 | 647.83 |
| 44"(1118mm) | VZCL-4400-AANG | 618.69 | 703.59 |
| 52"(1321mm) | VZCL-5200-AANG | 660.61 | 759.35 |
| 60"(1524mm) | VZCL-6000-AANG | 702.53 | 815.11 |
| 68"(1727mm) | VZCL-6800-AANG | 744.45 | 870.87 |
| 76"(1930mm) | VZCL-7600-AANG | 786.37 | 926.63 |
| 3-Way Intersection 90° | | | |
| 28"(711mm) | VZCT-2800-AANG | \$ 491.17 | \$ 571.64 |
| 36"(914mm) | VZCT-3600-AANG | 519.09 | 627.24 |
| 44"(1118mm) | VZCT-4400-AANG | 547.01 | 682.84 |
| 52"(1321mm) | VZCT-5200-AANG | 574.93 | 738.44 |
| 60"(1524mm) | VZCT-6000-AANG | 602.85 | 794.04 |
| 68"(1727mm) | VZCT-6800-AANG | 630.77 | 849.64 |
| 76"(1930mm) | VZCT-7600-AANG | 658.69 | 905.24 |
| 4-Way Intersection 90° | | | |
| 28"(711mm) | VZCX-2800-AANG | \$ 376.90 | \$ 378.97 |
| 36"(914mm) | VZCX-3600-AANG | 389.06 | 391.13 |
| 44"(1118mm) | VZCX-4400-AANG | 401.22 | 403.29 |
| 52"(1321mm) | VZCX-5200-AANG | 413.38 | 415.45 |
| 60"(1524mm) | VZCX-6000-AANG | 425.54 | 427.61 |
| 68"(1727mm) | VZCX-6800-AANG | 437.70 | 439.77 |
| 76"(1930mm) | VZCX-7600-AANG | 449.86 | 451.93 |
| 2-Way Intersection 120° | | | |
| 28"(711mm) | VZCV-2800-AANG | \$ 875.39 | \$ 894.72 |
| 36"(914mm) | VZCV-3600-AANG | 939.31 | 965.68 |
| 44"(1118mm) | VZCV-4400-AANG | 1003.23 | 1036.64 |
| 52"(1321mm) | VZCV-5200-AANG | 1067.15 | 1107.60 |
| 60"(1524mm) | VZCV-6000-AANG | 1131.07 | 1178.56 |
| 68"(1727mm) | VZCV-6800-AANG | 1194.99 | 1249.52 |
| 76"(1930mm) | VZCV-7600-AANG | 1258.91 | 1320.48 |
| 3-Way Intersection 120° | | | |
| 28"(711mm) | VZCY-2800-NANG | \$ 781.79 | \$ 783.44 |
| 36"(914mm) | VZCY-3600-NANG | 831.95 | 833.60 |
| 44"(1118mm) | VZCY-4400-NANG | 882.11 | 883.76 |
| 52"(1321mm) | VZCY-5200-NANG | 932.27 | 933.92 |
| 60"(1524mm) | VZCY-6000-NANG | 982.43 | 984.08 |
| 68"(1727mm) | VZCY-6800-NANG | 1032.59 | 1034.24 |
| 76"(1930mm) | VZCY-7600-NANG | 1082.75 | 1084.40 |

Panel Accessories

Full Panel

Trim and Corner Connectors — 3- & 4-Way Intersection — Top Cap



VZCT-PN



VZCX-AN

Class BC - Discount Group XI

Feature

- Includes corner blocks, attachment hardware spacers and light blocks. 3-way intersection also include full profile aluminum or wood trim cover.

Specification Tips

- Specify connectors with No Corner Top Cap when using intersection spanning top trim.
- When adding stack to panel frame, order trim cover to match overall height of panel and stack.
- For variable height situations, refer to Specification Guide for Planning with Intersections.
- When using thin profile top trim; specify full profile (A) Aluminum option.

To Order, Specify:

1) Product number, including:

Option:

A Aluminum

W Wood

2) Trim color or wood finish color. (if applicable)

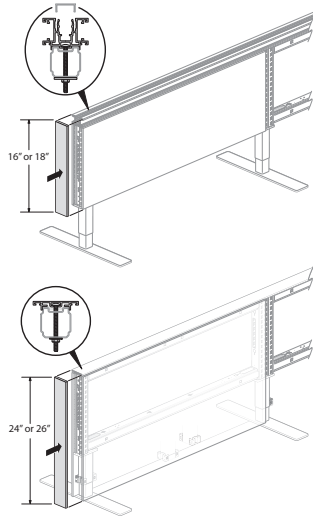
| Height | Number ① | Aluminum (A) Trim | | Wood (W) Wood | |
|---------------------------|---------------|-------------------|-----------|---------------|-----------|
| | | A | B | A | B |
| 3-Way Intersection | | | | | |
| 26"(660mm) | VZCT-2600-■ N | \$442.42 | \$ 483.71 | \$ 866.38 | \$ 958.19 |
| 34"(864mm) | VZCT-3400-■ N | 469.94 | 524.99 | 985.02 | 1096.19 |
| 42"(1067mm) | VZCT-4200-■ N | 497.46 | 566.27 | 1103.66 | 1234.19 |
| 50"(1270mm) | VZCT-5000-■ N | 524.98 | 607.55 | 1222.30 | 1372.19 |
| 58"(1473mm) | VZCT-5800-■ N | 552.50 | 648.83 | 1340.94 | 1510.19 |
| 66"(1676mm) | VZCT-6600-■ N | 580.02 | 690.11 | 1459.58 | 1648.19 |
| 74"(1880mm) | VZCT-7400-■ N | 607.54 | 731.39 | 1578.22 | 1786.19 |
| 82"(2083mm) | VZCT-8200-■ N | 635.06 | 772.67 | 1696.86 | 1924.19 |
| 90"(2286mm) | VZCT-9000-■ N | 662.58 | 813.95 | 1815.50 | 2062.19 |

| Height | Number | Price |
|---------------------------|--------------|----------|
| 4-Way Intersection | | |
| 26"(660mm) | VZCX-2600-AN | \$309.05 |
| 34"(864mm) | VZCX-3400-AN | 320.97 |
| 42"(1067mm) | VZCX-4200-AN | 332.89 |
| 50"(1270mm) | VZCX-5000-AN | 344.81 |
| 58"(1473mm) | VZCX-5800-AN | 356.73 |
| 66"(1676mm) | VZCX-6600-AN | 368.65 |
| 74"(1880mm) | VZCX-7400-AN | 380.57 |
| 82"(2083mm) | VZCX-8200-AN | 392.49 |
| 90"(2286mm) | VZCX-9000-AN | 404.41 |

Panel Accessories

Connections

End-of-Run Trim



Feature

- Includes one vertical trim cover and attachment hardware.

Specification Tip

- Trim application specific; specify accordingly.

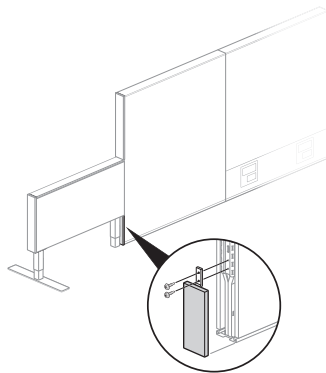
To Order, Specify:

- 1) Product number.
- 2) Trim color.

VZCE
Class BC - Discount Group XI

| Top Trim Material | Height | Number | Trim A | B |
|-------------------------|-------------|----------------|----------|----------|
| Square Open Base | | | | |
| Steel | 16" (406mm) | VZCE-1600-HNBH | \$ 57.33 | \$ 66.10 |
| Steel Frameless Glass | 16" (406mm) | VZCE-1600-HNBF | 66.66 | 75.43 |
| Aluminum | 16" (406mm) | VZCE-1600-ANBA | 147.83 | 156.60 |
| Work Rail | 18" (457mm) | VZCE-1800-ANBG | 156.93 | 167.46 |
| Tile-to-Floor | | | | |
| Steel | 24" (610mm) | VZCE-2400-HNBH | \$ 65.89 | \$ 81.70 |
| Steel Frameless Glass | 24" (610mm) | VZCE-2400-HNBF | 75.22 | 91.03 |
| Aluminum | 24" (610mm) | VZCE-2400-ANBA | 184.23 | 200.04 |
| Work Rail | 26" (660mm) | VZCE-2600-ANBG | 193.33 | 210.90 |

Raceway End-of-Run Cover



Features

- Includes one cover and attachment hardware.
- Used when attaching Connections panel to a full panel frame to cover exposed base raceway area.

Specification Tips

- For use in an In-Line condition, 2-, 3-, and 4-way 90° panel intersections, 2- and 3-way 120° panel intersections.
- Not required for all applications; refer to Specification Guide for planning with intersections.

To Order, Specify:

- 1) Product number.
- 2) Trim color.

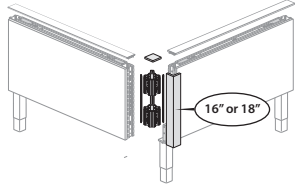
| Number | Trim A | B |
|-------------|----------|----------|
| VZCE-0B00-A | \$233.31 | \$241.09 |

VZCE-A
Class BC - Discount Group XI

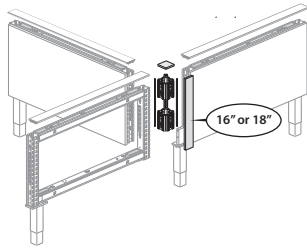
Panel Accessories

Connections

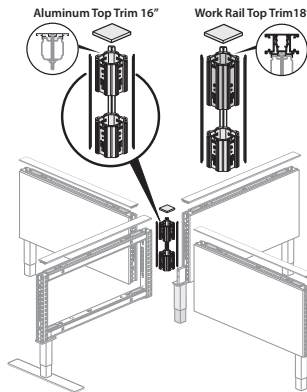
Trim and Corner Connectors



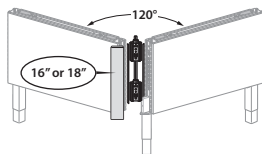
VZCL



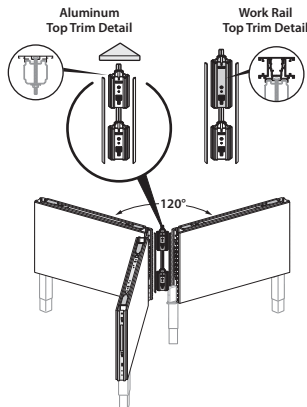
VZCT



VZCX



VZCV



VZCY

Class BC - Discount Group XI

Features

- Includes top cap, attachment hardware, corner blocks, spacers, and light blocks.
- 90° 4-Way intersection and 120° 3-Way intersection also include vertical trim cover.

Specification Tips

- Not for use in Tile-to-Floor applications.
- For Frameless Glass and Glass Topper applications specify "For use with Aluminum Top Trim" or "For use with Steel Top Trim" option.

To Order, Specify:

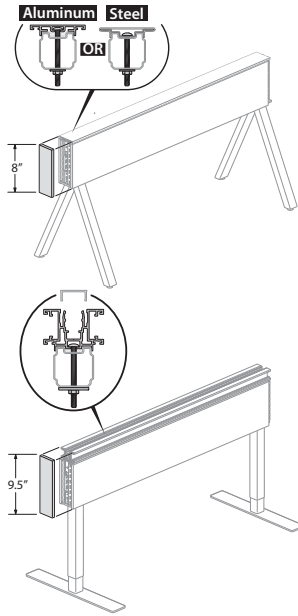
- 1) Product number.
- 2) Trim color for vertical cover. (if applicable)
- 3) Trim color for top cap.

| Top Trim Material | Height | Number | Trim A | B |
|--------------------------------|------------|----------------|-----------|-----------|
| 2-Way Intersection 90° | | | | |
| Aluminum | 16"(406mm) | VZCL-1600-AABA | \$ 471.97 | \$508.43 |
| Steel | 16"(406mm) | VZCL-1600-HHBH | 276.74 | 313.20 |
| Work Rail | 18"(457mm) | VZCL-1800-AABG | 482.45 | 522.37 |
| 3-Way Intersection 90° | | | | |
| Aluminum | 16"(406mm) | VZCT-1600-AABA | \$449.29 | \$ 488.24 |
| Steel | 16"(406mm) | VZCT-1600-HHBH | 223.23 | 262.18 |
| Work Rail | 18"(457mm) | VZCT-1800-AABG | 456.27 | 502.14 |
| 4-Way Intersection 90° | | | | |
| Aluminum | 16"(406mm) | VZCX-1600-NABA | \$358.66 | \$ 360.73 |
| Steel | 16"(406mm) | VZCX-1600-NHBH | 164.76 | 166.83 |
| Work Rail | 18"(457mm) | VZCX-1800-NABG | 361.70 | 363.77 |
| 2-Way Intersection 120° | | | | |
| Aluminum | 16"(406mm) | VZCV-1600-AABA | \$ 779.51 | \$ 788.28 |
| Steel | 16"(406mm) | VZCV-1600-HHBH | 777.78 | 786.55 |
| Work Rail | 18"(457mm) | VZCV-1800-AABG | 795.49 | 806.02 |
| 3-Way Intersection 120° | | | | |
| Aluminum | 16"(406mm) | VZCY-1600-NABA | \$706.55 | \$708.20 |
| Steel | 16"(406mm) | VZCY-1600-NHBH | 706.55 | 708.20 |
| Work Rail | 18"(457mm) | VZCY-1800-NABG | 719.09 | 720.74 |

Panel Accessories

Beam

End-of-Run Trim



VZCE
Class BC - Discount Group XI

Feature

- Includes one vertical trim cover and attachment hardware.

Specification Tip

- End-of-Run vertical trim covers are application specific; specify accordingly.

To Order, Specify:

- 1) Product number.
- 2) Trim color.

| Top Trim Material | Height | Number | Trim A | B |
|-----------------------|------------|----------------|-----------|----------|
| Steel | 8"(203mm) | VZCE-0800-HNBH | \$ 48.77 | \$ 50.50 |
| Steel Frameless Glass | 8"(203mm) | VZCE-0800-HNBF | 58.10 | 59.83 |
| Aluminum | 8"(203mm) | VZCE-0800-ANBA | 111.43 | 113.16 |
| Work Rail | 10"(254mm) | VZCE-1000-ANBG | 120.53 | 124.02 |

Panel Accessories

Beam

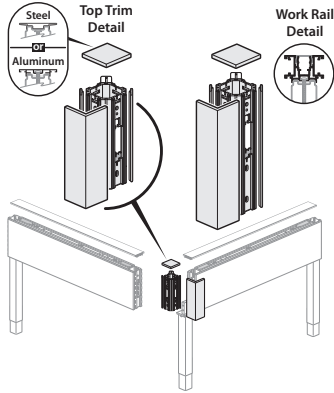
Trim and Corner Connectors

Feature

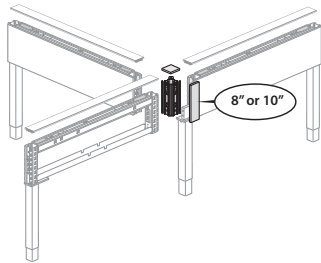
- Includes top cap, attachment hardware, corner block, spacers, and light blocks. 2- and 3-Way intersection also include one vertical trim cover.

To Order, Specify:

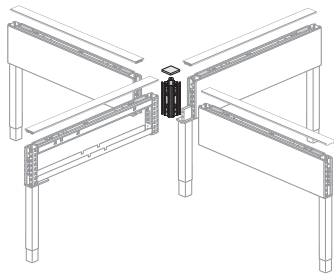
- Product number.
- Trim color for vertical cover. (if applicable)
- Trim color for top cap.



VZCL



VZCT



VZCX

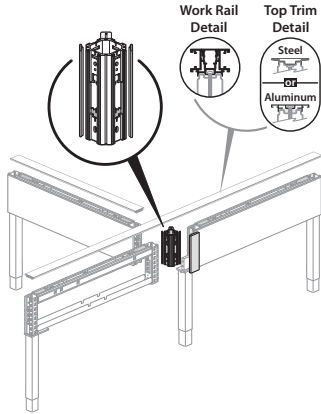
Class BC - Discount Group XI

| Top Trim Material | Height | Number | Trim A | B |
|-------------------------------|------------|----------------|----------|----------|
| 2-Way Intersection 90° | | | | |
| Steel | 8"(203mm) | VZCL-0800-HHBH | \$262.90 | \$285.52 |
| Aluminum | 8"(203mm) | VZCL-0800-AABA | 430.05 | 452.67 |
| Work Rail | 10"(254mm) | VZCL-1000-AABG | 440.53 | 466.61 |
| 3-Way Intersection 90° | | | | |
| Steel | 8"(203mm) | VZCT-0800-HHBH | \$203.71 | \$214.98 |
| Aluminum | 8"(203mm) | VZCT-0800-AABA | 421.37 | 432.64 |
| Work Rail | 10"(254mm) | VZCT-1000-AABG | 428.35 | 446.54 |
| 4-Way Intersection 90° | | | | |
| Steel | 8"(203mm) | VZCX-0800-NHBH | \$153.24 | \$155.31 |
| Aluminum | 8"(203mm) | VZCX-0800-NABA | 346.50 | 348.57 |
| Work Rail | 10"(254mm) | VZCX-1000-NABG | 349.54 | 351.61 |

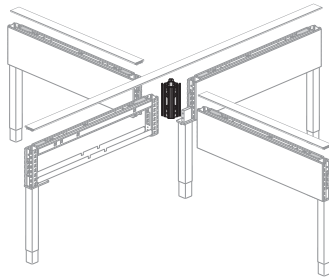
Panel Accessories

Beam

Trim and Corner Connectors — No Top Cap



VZCT



VZCX

Class BC - Discount Group XI

Features

- Includes attachment hardware, corner block, spacers and light blocks.
- 3-Way intersection also includes one vertical trim cover.
- Does not include a corner top cap.

Specification Tips

- No top cap option used when specifying intersection spanning top trim widths.
- Not for use with spanning tiles.

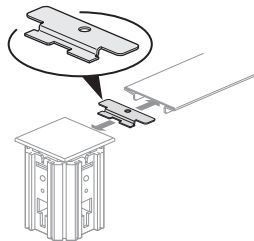
To Order, Specify:

- 1) Product number.
- 2) Trim color for vertical cover. (if applicable)

| Top Trim Material | Height | Number | Trim A | B |
|---------------------------|-----------|----------------|-----------|-----------|
| 3-Way Intersection | | | | |
| Steel | 8"(203mm) | VZCT-0800-HNBN | \$ 151.48 | \$ 161.94 |
| Aluminum | 8"(203mm) | VZCT-0800-ANBN | 369.14 | 379.60 |

| Top Trim Material | Height | Number | Price |
|---------------------------|-----------|----------------|----------|
| 4-Way Intersection | | | |
| Steel or Aluminum | 8"(203mm) | VZCX-0800-NNBN | \$269.88 |

Steel Trim Top Cap Aligner Clip



VZCC-0000-H

Class BC - Discount Group XI

Features

- Includes five black attachment clips.
- For use in corner intersections to align steel top trim to the corner cap.

Specification Tips

- Steel top trim only.
- Clip recommended for alignment.
- Not for use in 120° corners.

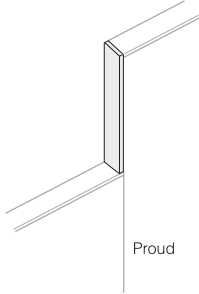
To Order, Specify:

- 1) Product number. (No color specification required.)

| Number | Price |
|-------------|---------|
| VZCC-0000-H | \$83.30 |

Panel Accessories

Variable Height Trim — Proud



VZVE
Class BC - Discount Group XI

Feature

- Includes thin profile steel, full profile aluminum, or wood variable height (Proud) cover and attachment hardware.

Specification Tips

- For use with multiple panel heights in in-line condition.
- Cover height is difference between tall and short panel.
- Variable height trim attaching directly to a panel frame will add 0.125"(3mm) (steel) or 0.25"(6mm) (aluminum or wood) to panel width.
- May be used in intersection conditions. Refer to Specification Guide for Planning with Intersections.

To Order, Specify:

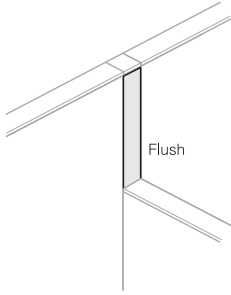
- 1) Product number.
- 2) Trim or wood finish color.

Note: For Steel/Frameless Glass Top Trim, change the Steel option -H to a -F and (add **\$19.60** list).
Example: VZVE-0800-H to VZVE-0800-F

| Height | Number | Trim/Wood | |
|--|----------------|-----------|-----------|
| | | A | B |
| For use with Aluminum Top Trim | | | |
| 8"(203mm) | VZVE-0800-A | \$ 173.60 | \$ 174.46 |
| 16"(406mm) | VZVE-1600-A | 202.56 | 210.30 |
| 24"(610mm) | VZVE-2400-A | 231.52 | 246.14 |
| 32"(813mm) | VZVE-3200-A | 260.48 | 281.98 |
| 40"(1016mm) | VZVE-4000-A | 289.44 | 317.82 |
| 48"(1219mm) | VZVE-4800-A | 318.40 | 353.66 |
| For use with Steel Top Trim | | | |
| 8"(203mm) | VZVE-0800-H | \$ 46.82 | \$ 47.68 |
| 16"(406mm) | VZVE-1600-H | 56.42 | 64.16 |
| 24"(610mm) | VZVE-2400-H | 66.02 | 80.64 |
| 32"(813mm) | VZVE-3200-H | 75.62 | 97.12 |
| 40"(1016mm) | VZVE-4000-H | 85.22 | 113.60 |
| 48"(1219mm) | VZVE-4800-H | 94.82 | 130.08 |
| For use with Wood Top Trim | | | |
| 8"(203mm) | VZVE-0800-W | \$ 395.71 | \$ 435.24 |
| 16"(406mm) | VZVE-1600-W | 500.03 | 558.68 |
| 24"(610mm) | VZVE-2400-W | 604.35 | 682.12 |
| 32"(813mm) | VZVE-3200-W | 708.67 | 805.56 |
| 40"(1016mm) | VZVE-4000-W | 812.99 | 929.00 |
| 48"(1219mm) | VZVE-4800-W | 917.31 | 1052.44 |
| For use with Lowest Frame with Work Rail to Taller Frame with Aluminum Top Trim | | | |
| 14"(356mm) | VZVE-1400-ANGA | \$ 182.07 | \$ 188.23 |
| 22"(559mm) | VZVE-2200-ANGA | 211.27 | 224.47 |
| 30"(762mm) | VZVE-3000-ANGA | 240.47 | 260.71 |
| 38"(965mm) | VZVE-3800-ANGA | 269.67 | 296.95 |
| 46"(1168mm) | VZVE-4600-ANGA | 298.87 | 333.19 |
| For use with Lowest Frame with Aluminum Top Trim to Taller Frame with Work Rail | | | |
| 10"(254mm) | VZVE-1000-ANAG | \$ 167.47 | \$ 170.11 |
| 18"(457mm) | VZVE-1800-ANAG | 196.67 | 206.35 |
| 26"(660mm) | VZVE-2600-ANAG | 225.87 | 242.59 |
| 34"(864mm) | VZVE-3400-ANAG | 255.07 | 278.83 |
| 42"(1067mm) | VZVE-4200-ANAG | 284.27 | 315.07 |
| 50"(1270mm) | VZVE-5000-ANAG | 313.47 | 351.31 |
| For use with Work Rail Top Trim to Work Rail Top Trim | | | |
| 8"(203mm) | VZVE-0800-ANGG | \$ 160.17 | \$ 161.05 |
| 16"(406mm) | VZVE-1600-ANGG | 189.37 | 197.29 |
| 24"(610mm) | VZVE-2400-ANGG | 218.57 | 233.53 |
| 32"(813mm) | VZVE-3200-ANGG | 247.77 | 269.77 |
| 40"(1016mm) | VZVE-4000-ANGG | 276.97 | 306.01 |
| 48"(1219mm) | VZVE-4800-ANGG | 306.17 | 342.25 |

Panel Accessories

Variable Height Trim 3-Way & 4-Way — Flush 90°



VZVT
Class BC - Discount Group XI

Feature

- Includes one thin profile steel, full profile aluminum or wood variable height cover (Flush), corner block, and attachment hardware.

Specification Tips

- For use with multiple panel heights in a 3-way or 4-way or panel intersection.
- Used in a variable height condition between Compose Connections panel(s) and Compose panel.
- For use with Compose panels up to 74"(1880mm)H.
- Cover height is difference between tall and short panel.
- Use 2"(51mm) less variable height trim when connecting Compose Connections frame with Work Rail Top Trim to full height Compose panel.
- 3-Way/4-Way wood trim (Flush) for use with in-line applications only.
- Refer to Specification Guide for planning with intersections.

To Order, Specify:

- Product number.
- Trim or wood finish color.

| Top Trim Material | Height | Number | Trim/Wood | |
|-------------------|-------------|----------------|-------------|-----------|
| | | | A | B |
| Steel | 8"(203mm) | VZVT-0800-H | \$ 115.53 | \$ 116.39 |
| | 16"(406mm) | VZVT-1600-H | 127.05 | 134.79 |
| | 24"(610mm) | VZVT-2400-H | 138.57 | 153.19 |
| | 32"(813mm) | VZVT-3200-H | 150.09 | 171.59 |
| | 40"(1016mm) | VZVT-4000-H | 161.61 | 189.99 |
| | 48"(1219mm) | VZVT-4800-H | 173.13 | 208.39 |
| Aluminum | 8"(203mm) | VZVT-0800-A | \$ 223.63 | \$ 224.49 |
| | 16"(406mm) | VZVT-1600-A | 247.23 | 254.97 |
| | 24"(610mm) | VZVT-2400-A | 270.83 | 285.45 |
| | 32"(813mm) | VZVT-3200-A | 294.43 | 315.93 |
| | 40"(1016mm) | VZVT-4000-A | 318.03 | 346.41 |
| | 48"(1219mm) | VZVT-4800-A | 341.63 | 376.89 |
| Work Rail | 14"(356mm) | VZVT-1400-ANGA | \$ 228.58 | \$ 234.74 |
| | 22"(559mm) | VZVT-2200-ANGA | 252.42 | 265.62 |
| | 30"(762mm) | VZVT-3000-ANGA | 276.26 | 296.50 |
| | 38"(965mm) | VZVT-3800-ANGA | 300.10 | 327.38 |
| | 46"(1168mm) | VZVT-4600-ANGA | 323.94 | 358.26 |
| | Wood | 8"(203mm) | VZVT-0800-W | \$ 359.83 |
| | 16"(406mm) | VZVT-1600-W | 460.55 | 511.63 |
| | 24"(610mm) | VZVT-2400-W | 561.27 | 635.87 |
| | 32"(813mm) | VZVT-3200-W | 661.99 | 760.11 |
| | 40"(1016mm) | VZVT-4000-W | 762.71 | 884.35 |
| | 48"(1219mm) | VZVT-4800-W | 863.43 | 1008.59 |

Variable Height Trim (Flush) — 120°



VZVY
Class BC - Discount Group XI

Feature

- Includes full profile aluminum or thin profile steel vertical trim (flush fit), corner block with spacers and mounting hardware.

Specification Tips

- For use with multiple panel heights in 3-way condition.
- Variable height trim attaching to a corner block will be a flush fit.
- Refer to Planning with Compose 120° Intersections.


To Order, Specify:

- Product number.
- Trim color.

| Top Trim Material | Height | Number | Trim | |
|-------------------|-------------|-------------|-----------|-----------|
| | | | A | B |
| Steel | 8"(203mm) | VZVY-0800-H | \$ 256.08 | \$ 257.85 |
| | 16"(406mm) | VZVY-1600-H | 268.44 | 277.29 |
| | 24"(610mm) | VZVY-2400-H | 280.80 | 296.73 |
| | 32"(813mm) | VZVY-3200-H | 293.16 | 316.17 |
| | 40"(1016mm) | VZVY-4000-H | 305.52 | 335.61 |
| | 48"(1219mm) | VZVY-4800-H | 317.88 | 355.05 |
| Aluminum | 8"(203mm) | VZVY-0800-A | \$ 256.08 | \$ 257.85 |
| | 16"(406mm) | VZVY-1600-A | 268.44 | 277.29 |
| | 24"(610mm) | VZVY-2400-A | 280.80 | 296.73 |
| | 32"(813mm) | VZVY-3200-A | 293.16 | 316.17 |
| | 40"(1016mm) | VZVY-4000-A | 305.52 | 335.61 |
| | 48"(1219mm) | VZVY-4800-A | 317.88 | 355.05 |

Panel Accessories

Corner Block Assembly – 90°



VZCS-0000
Class BC - Discount Group XI

Feature

- Includes one 90° corner block with spacers, alignment pin, and panel connection kit (bolt and nut).

Specification Tip

- One corner block per intersection (2-, 3-, or 4-way) will be required for each level of stacks (stack frame or glass stack) at the intersection.
- Not for use with Beam.

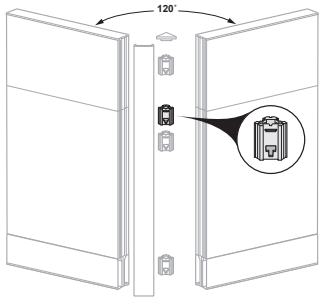
To Order, Specify:

- Product number.
(No finish specification required.)

Note: When reconfiguring with product prior to 2009; specify service part# 2922-4629 when adding corner blocks in the top position. (Current block will work in the bottom or middle position.)

| Height | For use with | Number | Price |
|------------------|-------------------------|-------------|----------|
| Fits all heights | Steel/Aluminum top trim | VZCS-0000 | \$ 64.17 |
| | Wood top trim | VZCS-0000-W | 80.23 |

Corner Block Assembly — 120°



VZCY-0000
Class BC - Discount Group XI

Feature

- Includes one 120° corner block with spacers, alignment pin, and panel connection kit (bolt and nut).

Specification Tip

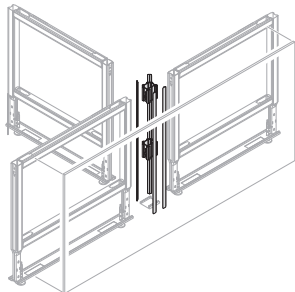
- One corner block per intersection (2- or 3-way) will be required for each level of stacks (stack frame or glass stack) at the intersection.
- Not for use with Beam.

To Order, Specify:

- Product number.
(No finish specification required.)

| Height | Number | Price |
|------------------|-----------|-----------|
| Fits all heights | VZCY-0000 | \$ 105.19 |

3-Way Intersection — Spanning Tile Corner Blocks



VZCT
Class BC - Discount Group XI

Feature

- Includes attachment hardware, corner blocks, light blocks. Full Panel also includes a spanning raceway pan.

Specification Tips

- For use with separately specified 3-Way Intersection Spanning Tile and spanning top trim.
- Not for use with 3-Way Intersection Full Panel Trim.
- Not for use with Tile-to-Floor.
- Prevents power routing.

To Order, Specify:

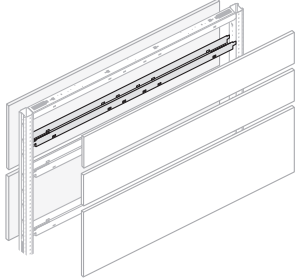
- Product number.
- Trim color, if applicable.
(Full Panel only.)

| Height | Number | Price |
|--------------------|----------------|-----------|
| Beam | | |
| 8"(203mm) | VZCT-0800-NSBN | \$304.24 |
| Connections | | |
| 16"(406mm) | VZCT-1600-NSBN | \$ 316.41 |

| Full Panel | Number | Trim | |
|-------------|--------------|-----------|-----------|
| | | A | B |
| 26"(660mm) | VZCT-2600-NS | \$ 316.41 | \$ 324.19 |
| 34"(864mm) | VZCT-3400-NS | 316.41 | 324.19 |
| 42"(1067mm) | VZCT-4200-NS | 339.77 | 347.55 |
| 50"(1270mm) | VZCT-5000-NS | 363.13 | 370.91 |
| 58"(1473mm) | VZCT-5800-NS | 386.49 | 394.27 |
| 66"(1676mm) | VZCT-6600-NS | 409.85 | 417.63 |
| 74"(1880mm) | VZCT-7400-NS | 433.21 | 440.99 |
| 82"(2083mm) | VZCT-8200-NS | 456.57 | 464.35 |
| 90"(2286mm) | VZCT-9000-NS | 479.93 | 487.71 |

Panel Accessories

Aligner/Light Block



VZAL
Class BC - Discount Group XI

Features

- Includes one Aligner/Light Block.
- Black finish.
- Aligner/light blocks are required and separately specified based upon segmented tile configuration.

Specification Tips

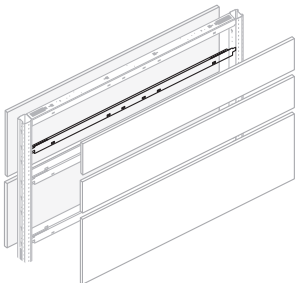
- Specify when horizontal aligner/light block is needed between adjacent tiles.
- Aligner/light blocks can be specified separately for increased rigidity for full-height fabric tiles or as a light block for segmented tiles for all tile surfaces.
- Refer to Specification Guide for Planning with Tiles.

To Order, Specify:

- 1) Product number.
(No finish specification required.)

| Width | Number | Price |
|-------------|-----------|----------|
| 18"(457mm) | VZAL-0018 | \$ 72.42 |
| 24"(610mm) | VZAL-0024 | 75.99 |
| 30"(762mm) | VZAL-0030 | 79.54 |
| 36"(914mm) | VZAL-0036 | 83.12 |
| 42"(1067mm) | VZAL-0042 | 86.67 |
| 48"(1219mm) | VZAL-0048 | 90.22 |
| 54"(1372mm) | VZAL-0054 | 93.79 |
| 60"(1524mm) | VZAL-0060 | 97.34 |
| 72"(1829mm) | VZAL-0072 | 154.51 |

Half Aligner/Light Block



VZAL
Class BC - Discount Group XI

Features

- Includes one Half Aligner/Light Block.
- Black finish.

Specification Tips

- For use when tile reveal falls directly behind power location when power is accessed on one side only. Refer to Specification Guide.
Example: 16"(406mm)H Technology Tile on one side of frame and two 8"(203mm)H tiles on the other side of the frame.
- Specify when horizontal light block is needed between adjacent tiles.
- Refer to Specification Guide for Planning with Tiles.

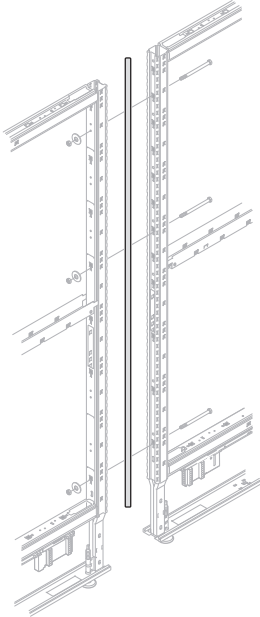
To Order, Specify:

- 1) Product number.
(No finish specification required.)

| Width | Number | Price |
|-------------|-------------|----------|
| 24"(610mm) | VZAL-0024-1 | \$188.90 |
| 30"(762mm) | VZAL-0030-1 | 199.51 |
| 36"(914mm) | VZAL-0036-1 | 210.12 |
| 42"(1067mm) | VZAL-0042-1 | 220.73 |
| 48"(1219mm) | VZAL-0048-1 | 231.34 |
| 54"(1372mm) | VZAL-0054-1 | 241.95 |
| 60"(1524mm) | VZAL-0060-1 | 252.56 |
| 72"(1829mm) | VZAL-0072-1 | 391.93 |

Panel Accessories

Vertical Light Block (Between Panel)



VZAL-1600
Class BC - Discount Group XI

Features

- Includes one Vertical Light Block.
- Blocks light between panels joined in straight (in-line) conditions.

Specification Tips

- Specify Vertical Light Block in straightline condition as required. Refer to Specification Guide for suggested applications.
- Specify Vertical Light Block height equal to the total height of the panel and/or stack frame configuration.
- For Connections Tile-to-Floor applications, specify VZAL-3400. Requires field cutting to appropriate height.
- Not for use with Glass Panels or Glass Stack Frames.

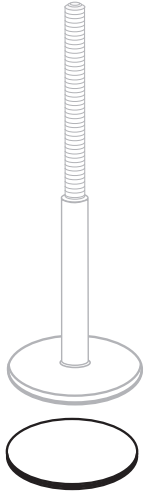
To Order, Specify:

- 1) Product number.
(No finish specification required.)

| Height | Number | Price |
|-------------|-----------|---------|
| 16"(406mm) | VZAL-1600 | \$ 7.13 |
| 34"(864mm) | VZAL-3400 | 7.13 |
| 42"(1067mm) | VZAL-4200 | 7.13 |
| 50"(1270mm) | VZAL-5000 | 7.13 |
| 58"(1473mm) | VZAL-5800 | 8.91 |
| 66"(1676mm) | VZAL-6600 | 8.91 |
| 74"(1880mm) | VZAL-7400 | 8.91 |
| 82"(2083mm) | VZAL-8200 | 10.69 |
| 90"(2286mm) | VZAL-9000 | 10.69 |

Panel Accessories

Friction Pad



7031-0501
Class BC - Discount Group XI

Feature

- Includes one pad.

Specification Tip

- Attaches to bottom or foot of glide to prevent movement of panels on hard surface flooring.

To Order, Specify:

- 1) Product number.
(No finish specification required.)

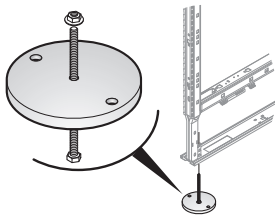
Number

7031-0501

Price

\$18.94

Seismic Anchoring Kit



VZSB-0000
Class BC - Discount Group XI

Features

- Includes one black 5"(127mm) round steel seismic bracket, one 0.375"(10mm)"-16 x 5"(127mm) grade 8 bolt, one 0.375"(10mm) hardened flat washer, and one grade 8 serrated flange nut.
- When used as described in Department of Health Care Access and Information (HCAI) pre-approval OPM-0232-13 documentation the anchoring kit will allow for the installation of Compose product in California Hospitals.

Specification Tips

- The kit replaces the glide.
- Requires field drilling of the floor for installation.
- Requires separately specified expansion anchors to secure seismic bracket to deck or slab as described in OPM-0232-13 which is located on the HCAI website for the state of California.
- Expansion anchors are supplied by others.
- Not for use with Connections.
- If X Series Drawer Pedestals are used to support Compose Panels, they are to be secured as described in OPM-0232-13; requires separately specified expansion anchors which are supplied by others.
- Review HCAI OPM-0232-13 to determine the quantity of kits required for application.

To Order, Specify:

- 1) Product number.
(No finish specification required.)

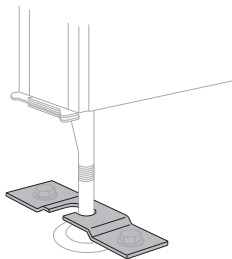
Number

VZSB-0000

Price

\$214.65

Anchoring Bracket



HAB
Class BC - Discount Group XI

Features

- Includes package of six formed steel brackets.
- For anchoring of panels.

Specification Tip

- Does not fulfill requirements for Department of Health Care Access and Information (HCAI) for the state of California.

To Order, Specify:

- 1) Product number.
(No finish specification required.)

Number

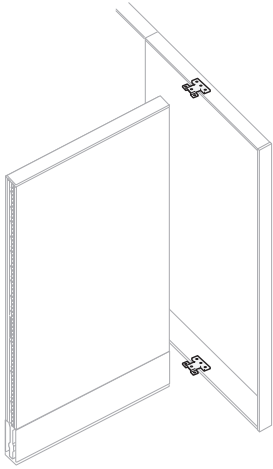
HAB-0001

Price

\$333.05

Panel Accessories

T-Mount



VZCM-P

Features

- Includes top and bottom mounting brackets and hardware.
- Black finish.

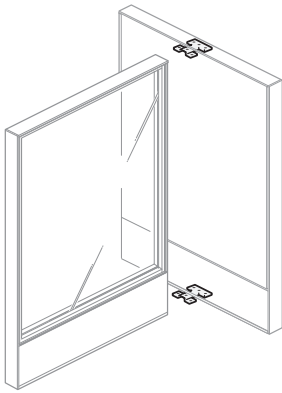
Specification Tips

- Panels must be equal height except when T-mounting into a spinewall with a glass stack. In this condition, the T-mounted panel must be equal in height to the panel below the glass stack.
- The spinewall can only be a standard frame with or without a glass stack, the T-mounted panel can be standard or glass frame.
- Not compatible with thin profile steel trim or open base option.

To Order, Specify:

- 1) Product number.
(No finish specification required.)

| Height | Description | Number | Price |
|------------------|-------------|-------------|-----------|
| Fits all heights | Panel frame | VZCM-0000-P | \$ 238.11 |
| | Glass frame | VZCM-0000-G | 238.11 |

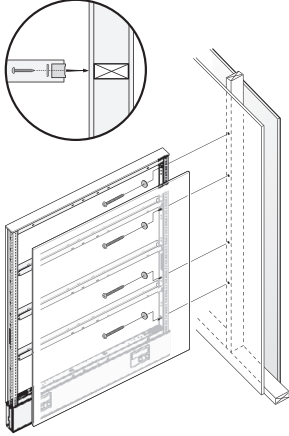


VZCM-G

Class BC - Discount Group XI

Panel Accessories

Panel Frame Wall Mount



VZCW-0000-P
Class BC - Discount Group XI

Features

- Includes attachment hardware.
- For mounting panels frames, with or without stack, to a structural wall.

Specification Tips

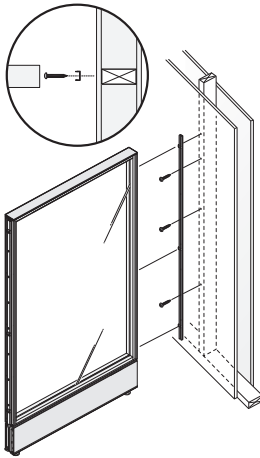
- For use with Full Panel, Connections and Beam.
- Must be properly anchored to a structural wall.
- When using wall mount in combination with wall track, refer to Specification Guide.

To Order, Specify:

- 1) Product number.
(No finish specification required.)

| Height | Number | Price |
|------------------|-------------|----------|
| Fits all heights | VZCW-0000-P | \$123.00 |

Glass Panel Wall Mount



VZCW-G
Class BC - Discount Group XI

Features

- Includes wall mount channel and attachment hardware.
- For mounting glass panels to a structural wall.
- Black finish.

Specification Tip

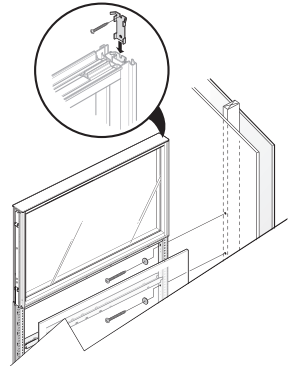
- Must be properly anchored to a structural wall.

To Order, Specify:

- 1) Product number.
(No finish specification required.)

| Height | Number | Price |
|-------------|-------------|-----------|
| 42"(1067mm) | VZCW-4200-G | \$ 167.31 |
| 50"(1270mm) | VZCW-5000-G | 171.00 |
| 58"(1473mm) | VZCW-5800-G | 174.68 |
| 66"(1676mm) | VZCW-6600-G | 178.36 |
| 74"(1880mm) | VZCW-7400-G | 182.03 |

Tie Bracket Kit – Glass Stack



VZCQ-0000
Class BC - Discount Group XI

Features

- Includes:
 - 8 brackets
 - 8 screws (drywall attachment)
- Standard in black finish.

Specification Tips

- For use with Compose Glass Stack mounted adjacent to drywall.
- One kit required per glass stack.

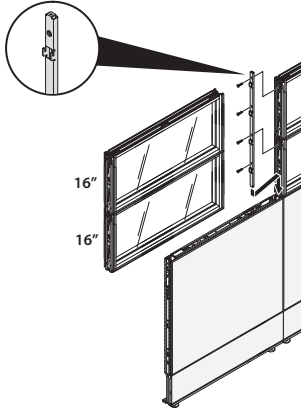
To Order, Specify:

- 1) Product number.
(No finish specification required.)

| Height | Number | Price |
|----------|-----------|-----------|
| 2"(51mm) | VZCQ-0000 | \$ 285.16 |

Panel Accessories

Glass to Glass Connectors — In-Line



VZGS-1616-U
Class BC - Discount Group XI

Feature

- Includes one connector and attachment hardware.

Specification Tips

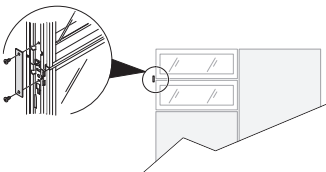
- For use when securing one set of two glass stacks to an adjacent set of same height glass stacks in an in-line condition.
- Specify VZGS-1616-U to secure one set of 16"(406mm)H glass stacks to an adjacent set of 16"(406mm)H glass stacks.
- Specify VZGS-1624-U to secure a set of one 16"(406mm)H and one 24"(610mm)H glass stacks to another set of 16"(406mm)H/24"(610mm)H glass stacks.
- Refer to Specification Guide for further information.

To Order, Specify:

- 1) Product number.
(No finish specification required.)

| Description | Number | Price |
|-------------|-------------|----------|
| In-Line | VZGS-1616-U | \$ 87.36 |
| In-Line | VZGS-1624-U | 103.42 |

Glass to Glass Connectors — End-of-Run/Intersection



VZGS-0000-P
Class BC - Discount Group XI

Feature

- Includes a kit of 4 flat plates and attachment hardware.

Specification Tips

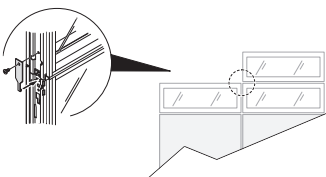
- One flat plate secures two glass stacks in an End-of-Run/Intersection condition.
- Refer to Specification Guide for further information.

To Order, Specify:

- 1) Product number.
(No finish specification required.)

| Description | Number | Price |
|-------------------------|-------------|-------|
| End-of-run/Intersection | VZGS-0000-P | 44.56 |

Glass to Glass Connectors — Variable Height



VZGS-0000-B
Class BC - Discount Group XI

Feature

- Includes a kit of 4 flat plates and attachment hardware.

Specification Tips

- One flat plate secures a set of two glass stacks to a single glass stack in a variable height application.
- Refer to Specification Guide for further information.

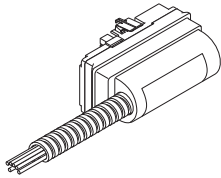
To Order, Specify:

- 1) Product number.
(No finish specification required.)

| Description | Number | Price |
|-----------------|-------------|--------|
| Variable Height | VZGS-0000-B | 114.07 |

Electrical Components

Base Feed Module — Hardwire Connection



VZEB-0000-3
VZEB-0000-H2
VZEB-0000-H4



Class BC - Discount Group XI

Features

- Includes one base feed with black 0.5”(13mm) flexible galvanized steel conduit.
- Conduit for 3-Circuit includes eight 12-gauge wires for up to three 20 amp circuits of power.
- Conduit for 4-Circuit includes six 12-gauge and two 10-gauge wires for up to four 20 amp circuits of power.
- For floor, column, or wall hardwire connections.
- For use with frames equipped with power components.
- Base feed module can be field modified to accommodate left- or right-hand conditions.
- Attaches at any one of the four receptacle sites in a powered base raceway of a panel frame.
- Standard in charcoal trim color only.

Specification Tips

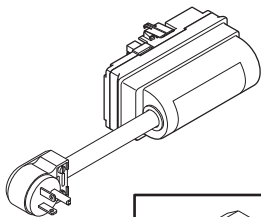
- **For use with 120 volt 60 hertz power sources only.**
- Not for use with tile to the floor panel applications.
- Do not mix components from different wiring configurations. Unique polarity keys and colors are used for each wiring configuration. (3 circuit=black, 2+2=blue, 3+1=green).
- Application may require approval of local authority having jurisdiction (AHJ); ensure compliance before placing orders and installation.

To Order, Specify:

- 1) Product number.
(No finish specification required.)

| Description | Feed Length | Number | Price |
|--------------------------------|--------------|--------------|----------|
| 3-Circuit | | | |
| 3-Circuit Hardwire 20 Amp | 48”(1219mm) | VZEB-0000-3 | \$472.79 |
| 3-Circuit Hardwire 20 Amp | 72”(1829mm) | VZEB-0006-H3 | 539.79 |
| 3-Circuit Hardwire 20 Amp | 120”(3048mm) | VZEB-0010-H3 | 673.79 |
| 3-Circuit Hardwire 20 Amp | 180”(4572mm) | VZEB-0015-H3 | 841.29 |
| 3-Circuit Hardwire 20 Amp | 300”(7620mm) | VZEB-0025-H3 | 1176.29 |
| 4-Circuit, 2+2 | | | |
| 4-Circuit, 2+2 Hardwire 20 Amp | 48”(1219mm) | VZEB-0000-H2 | \$472.79 |
| 4-Circuit, 2+2 Hardwire 20 Amp | 72”(1829mm) | VZEB-0006-H2 | 539.79 |
| 4-Circuit, 2+2 Hardwire 20 Amp | 120”(3048mm) | VZEB-0010-H2 | 673.79 |
| 4-Circuit, 2+2 Hardwire 20 Amp | 180”(4572mm) | VZEB-0015-H2 | 841.29 |
| 4-Circuit, 2+2 Hardwire 20 Amp | 300”(7620mm) | VZEB-0025-H2 | 1176.29 |
| 4-Circuit, 3+1 | | | |
| 4-Circuit, 3+1 Hardwire 20 Amp | 48”(1219mm) | VZEB-0000-H4 | \$472.79 |
| 4-Circuit, 3+1 Hardwire 20 Amp | 72”(1829mm) | VZEB-0006-H4 | 539.79 |
| 4-Circuit, 3+1 Hardwire 20 Amp | 120”(3048mm) | VZEB-0010-H4 | 673.79 |
| 4-Circuit, 3+1 Hardwire 20 Amp | 180”(4572mm) | VZEB-0015-H4 | 841.29 |
| 4-Circuit, 3+1 Hardwire 20 Amp | 300”(7620mm) | VZEB-0025-H4 | 1176.29 |

Single Circuit Base Feed Module — Receptacle Connection with Power Cord



VZEB-0000-2
VZEB-0000-22
VZEB-0000-24



Class BC - Discount Group XI

Features

- Includes a single circuit power connector, 2’(610mm) cord and 20 amp plug (NEMA 5-20P).
- For use with frames equipped with power components.
- Requires a 20 amp, 125 volt power receptacle (NEMA 5-20R) for plug-in (not included).
- Attaches at any of the four receptacle sites in a powered base raceway of a panel frame.
- Provides power to circuit #1 only.
- Standard in charcoal trim color only.

Specification Tips

- **For use with 120 volt 60 hertz power sources only.**
- Not for use with:
 - Isolated ground receptacles
 - Tile to floor applications
 - Enclose
- **Not for use in Canada due to electrical code restrictions.**
- Do not mix components from different wiring configurations. Unique polarity keys and colors are used for each wiring configuration. (3 circuit=black, 2+2=blue, 3+1=green).
- Application may require approval of local authority having jurisdiction (AHJ); ensure compliance before placing orders and installation.

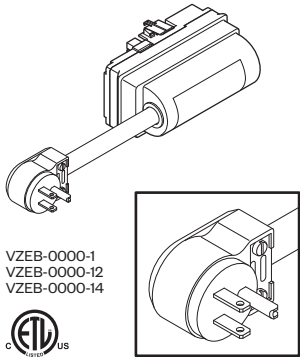
To Order, Specify:

- 1) Product number.
(No finish specification required.)

| Description | Feed Length | Number | Price |
|--|-------------|--------------|-----------|
| 3-Circuit Cord Feed 20 Amp (USA Only) | 2’(610mm) | VZEB-0000-2 | \$ 414.15 |
| 4-Circuit, 2+2 Cord Feed 20 Amp (USA Only) | 2’(610mm) | VZEB-0000-22 | 414.15 |
| 4-Circuit, 3+1 Cord Feed 20 Amp (USA Only) | 2’(610mm) | VZEB-0000-24 | 414.15 |

Electrical Components

Single Circuit Base Feed Module — Receptacle Connection with Power Cord



Class BC - Discount Group XI

Features

- Includes a single circuit power connector, 6'(1829mm) cord and 15 amp plug (NEMA 5-15P).
- For use with frames equipped with power components.
- Requires a 15 amp, 125 volt power receptacle (NEMA 5-15R) for plug-in (not included).
- Attaches at any of the four receptacle sites in a powered raceway of a panel frame.
- Provides power to circuit #1 only.
- Standard in charcoal trim color only.

Specification Tips

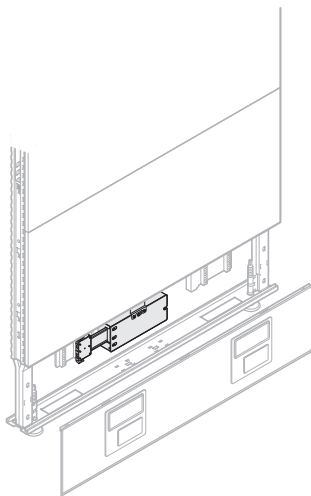
- **For use with 120 volt 60 hertz power sources only.**
- Not for use with:
 - Isolated ground receptacles
 - Tile to floor applications
 - Enclose
- **Not for use in USA due to electrical code restrictions.**
- Do not mix components from different wiring configurations. Unique polarity keys and colors are used for each wiring configuration. (3 circuit=black, 2+2=blue, 3+1=green).
- Application may require approval of local authority having jurisdiction (AHJ); ensure compliance before placing orders and installation.

To Order, Specify:

- 1) Product number.
(No finish specification required.)

| Description | Feed Length | Number | Price |
|---|-------------|--------------|----------|
| 3-Circuit Cord Feed 15 Amp (Canada Only) | 6'(1829mm) | VZEB-0000-1 | \$489.54 |
| 4-Circuit, 2+2 Cord Feed 15 Amp (Canada Only) | 6'(1829mm) | VZEB-0000-12 | 489.54 |
| 4-Circuit, 3+1 Cord Feed 15 Amp (Canada Only) | 6'(1829mm) | VZEB-0000-14 | 489.54 |

Base Feed Module — Concealed Hardwire Connection



VZEB-0000-Y
VZEB-0000-YH2
VZEB-0000-YH4



Class BC - Discount Group XI

Features

- Includes one junction box with modular connector and three 0.5"(13mm) knockouts.
- For 3-Circuit includes eight 12-gauge wires for up to three 20 amp circuits of power.
- For 4-Circuit includes six 12-gauge and two 10-gauge wires for up to four 20 amp circuits of power.
- For use with frames equipped with power components.
- For floor, column, or wall hardwire connections.
- Conforms to New York City electrical code.

Specification Tips

- **For use with 120 volt 60 hertz power sources only.**
- For installation on panels **no less than 36"(914mm)W**.
- Connector plugs into receptacle site on left side of panel base.
- Not for use when routing power to Enclose.
- Conduit and fittings for connection between building and junction box are supplied by local electricians.
- Do not mix components from different wiring configurations. Unique polarity keys and colors are used for each wiring configuration. (3 circuit=black, 2+2=blue, 3+1=green).
- Application may require approval of local authority having jurisdiction (AHJ); ensure compliance before placing orders and installation.

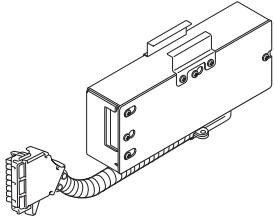
To Order, Specify:

- 1) Product number.
(No finish specification required.)

| Description | Number | Price |
|--------------------------|---------------|----------|
| 3-Circuit Concealed | VZEB-0000-Y | \$708.75 |
| 4-Circuit, 2+2 Concealed | VZEB-0000-YH2 | 708.75 |
| 4-Circuit, 3+1 Concealed | VZEB-0000-YH4 | 708.75 |

Electrical Components

Base Feed Module — Hardwire Connection



VZEB-0000-Y3U
VZEB-0000-Y2U
VZEB-0000-Y4U



Class BC - Discount Group XI

Features

- Includes one junction box with modular flexible steel conduit connector and three 0.5"(13mm) knockouts.
- Conduit for 3-Circuit includes eight 12-gauge wires for up to three 20 amp circuits of power.
- Conduit for 4-Circuit includes six 12-gauge and two 10-gauge wires for up to four 20 amp circuits of power.
- For use with frames equipped with power components.
- For floor, column, or wall hardwire connections.
- Conforms to New York City electrical code.

Specification Tips

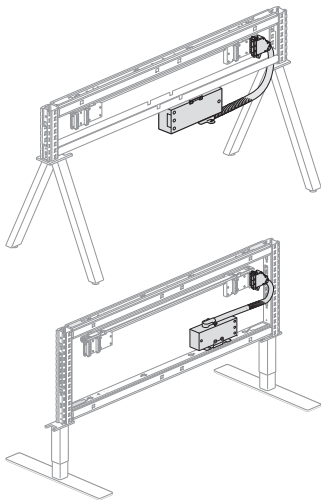
- **For use with 120 volt 60 hertz power sources only.**
- For installation on panels **no less than 36"(914mm)W.**
- Connector plugs into receptacle site on left side of panel base.
- Conduit and fittings for connection between building and junction box are supplied by local electricians.
- Do not mix components from different wiring configurations. Unique polarity keys and colors are used for each wiring configuration. (3 circuit=black, 2+2=blue, 3+1=green).
- Application may require approval of local authority having jurisdiction (AHJ); ensure compliance before placing orders and installation.

To Order, Specify:

- 1) Product number.
(No finish specification required.)

| Description | Conduit Length | Number | Price |
|----------------|----------------|---------------|----------|
| 3-Circuit | 7"(178mm) | VZEB-0000-Y3U | \$790.76 |
| 4-Circuit, 2+2 | 7"(178mm) | VZEB-0000-Y2U | 790.76 |
| 4-Circuit, 3+1 | 7"(178mm) | VZEB-0000-Y4U | 790.76 |

Base Feed Module — Hardwire Connections and Beam



EUEB-0000-3HY
EUEB-0000-2HY
EUEB-0000-4HY



Class BC - Discount Group XI

Features

- Includes one junction box with modular connector and three 0.5"(13mm) knockouts, flexible steel conduit.
- For use with components equipped with power components.
- Conduit for 3-Circuit includes eight 12-gauge wires for up to three 20 amp circuits of power.
- Conduit for 4-Circuit includes six 12-gauge and two 10-gauge wires for up to four 20 amp circuits of power.
- For floor, column or wall hardwire connections.
- Conforms to New York City electrical code.

Specification Tips

- **For use with 120 volt 60 hertz power sources only.**
- Attaches at any receptacle site or right-hand flex connector location. Module mounts to the underside of the beam structure.
- Conduit and fittings for connection between building and junction box are supplied by local electricians.
- Do not mix components from different wiring configurations. Unique polarity keys and colors are used for each wiring configuration. (3 circuit=black, 2+2=blue, 3+1=green).

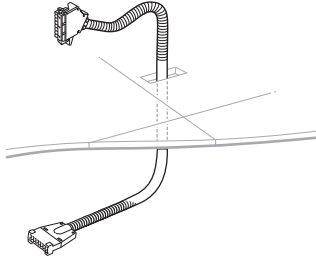
To Order, Specify:

- 1) Product number.
(No finish specification required.)

| Description | Conduit Length | Number | Price |
|-----------------|----------------|---------------|-----------|
| 3-Circuit | 20"(508mm) | EUEB-0000-3HY | \$ 452.14 |
| 4-Circuit (2+2) | 20"(508mm) | EUEB-0000-2HY | 452.14 |
| 4-Circuit (3+1) | 20"(508mm) | EUEB-0000-4HY | 452.14 |

Electrical Components

Internal Power Base AI Base Feed



Adaptable
EUEJ-0064-3WF
EUEJ-0064-2WF
EUEJ-0064-4WF



Class SP - Discount Group V

Features

- Includes a two port splitter and a flexible galvanized steel conduit infeed with Power Base AI connector at one end and a Power Base connector at the other end.
- Conduit for 3-Circuit includes eight 12-gauge wires for up to three 20 amp circuits of power.
- Conduit for 4-Circuit includes six 12-gauge and two 10-gauge wires for up to four 20 amp circuits of power.
- For use with frames equipped with power components.
- Allows quick connect between Compose and Power Base AI underfloor modular wiring system.
- Attaches at any one of the four receptacle sites or right-hand flex connector location.
- Connector has integral latching system.
- ETL listed Manufactured wiring system rated for 20 Amp 120V/208Y or 120/240V 60 hertz and for use in "other air handling spaces" per NEC Article 604.

Specification Tips

- **For use with 120 volt 60 hertz power sources only.**
- Can only be connected to Power Base AI under floor power system.
- Male Power Base AI connector can plug directly into a zone distribution box, circuit distributor, or flush floor box connectors.
- Male Power Base AI connector cannot connect directly to infeed or jumper. Use included circuit distributor to connect to jumper or infeed harness.
- Excess length can be coiled under the floor.
- Do not mix 3-circuit with 4-circuit components. Do not mix 2+2 and 3+1 components. Components have unique polarity key and color coding Power Base connector: (3-circuit=black, 2+2=blue and 3+1=green). Power Base AI connector: 3-circuit=rust, 4-circuit=black.
- Application may require approval of local authority having jurisdiction (AHJ); ensure compliance before placing orders and installation.

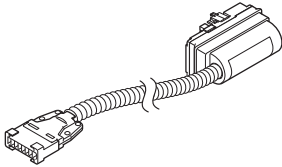
To Order, Specify:

- 1) Product number.
(No finish specification required.)

| Description | Length | Number | Price |
|--------------------------|--------------|---------------|-----------|
| 3-Circuit | | | |
| 3-circuit Adaptable | 64"(1626mm) | EUEJ-0064-3WF | \$ 276.75 |
| 3-circuit Adaptable | 102"(2591mm) | EUEJ-0102-3WF | 319.86 |
| 3-circuit Adaptable | 144"(3658mm) | EUEJ-0144-3WF | 384.57 |
| 3-circuit Adaptable | 300"(7620mm) | EUEJ-0300-3WF | 918.29 |
| 4-Circuit, 2+2 | | | |
| 4-circuit, 2+2 Adaptable | 64"(1626mm) | EUEJ-0064-2WF | \$303.70 |
| 4-circuit, 2+2 Adaptable | 102"(2591mm) | EUEJ-0102-2WF | 346.81 |
| 4-circuit, 2+2 Adaptable | 144"(3658mm) | EUEJ-0144-2WF | 411.52 |
| 4-circuit, 2+2 Adaptable | 300"(7620mm) | EUEJ-0300-2WF | 945.24 |
| 4-Circuit, 3+1 | | | |
| 4-circuit, 3+1 Adaptable | 64"(1626mm) | EUEJ-0064-4WF | \$303.70 |
| 4-circuit, 3+1 Adaptable | 102"(2591mm) | EUEJ-0102-4WF | 346.81 |
| 4-circuit, 3+1 Adaptable | 144"(3658mm) | EUEJ-0144-4WF | 411.52 |
| 4-circuit, 3+1 Adaptable | 300"(7620mm) | EUEJ-0300-4WF | 945.24 |

Electrical Components

Raised Floor Infeed Base Feed Module



EZEJ-0048-3WF
EZEJ-0048-2WF
EZEJ-0048-4WF



Class SP - Discount Group V

Features

- Includes one base feed with 4'(1219mm) long, black 0.5"(13mm) flexible galvanized steel conduit and a two port splitter.
- Conduit for 3-Circuit includes eight 12-gauge wires for up to three 20-amp circuits of power.
- Conduit for 4-Circuit includes six 12-gauge and two 10-gauge wires for up to four 20-amp circuits of power.
- For use with frames equipped with power components.
- Allows quick connect between Compose and Power Base AI underfloor modular wiring system.
- Base feed module can be field modified to accommodate left or right conditions.
- Attaches at any one of the four receptacle sites in a powered base raceway of a panel frame.
- Standard in charcoal trim color only.

Specification Tips

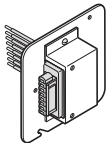
- **For use with 120 volt 60 hertz power sources only.**
- Not for use with tile to the floor applications.
- Do not mix components from different wiring configurations. Unique polarity keys and colors are used for each wiring configuration. (3 circuit=black, 2+2=blue, 3+1=green).
- Application may require approval of local authority having jurisdiction (AHJ); ensure compliance before placing orders and installation.

To Order, Specify:

- 1) Product number.
(No finish specification required.)

| Description | Feed Length | Number | Price |
|-----------------------------|-------------|---------------|----------|
| 3-Circuit Raised Floor | 4'(1219mm) | EZEJ-0048-3WF | \$322.62 |
| 4-Circuit, 2+2 Raised Floor | 4'(1219mm) | EZEJ-0048-2WF | 848.87 |
| 4-Circuit, 3+1 Raised Floor | 4'(1219mm) | EZEJ-0048-4WF | 848.87 |

Wall Feed Field Wired 1 Port



FBEW-0004-31
FBEW-0004-41



Class SP - Discount Group V

Features

- Includes 4.6875"(119mm) junction box cover with one female modular power connector.
- For use with field supplied 4.6875"(119mm) square junction box.
- Connector has integral latching system.
- UL listed Manufactured wiring system rated for 20 Amp 120V/208Y or 120/240V 60 Hz and for use in "other air handling spaces" per NEC Article 604.

Specification Tips

- For use with Raised Floor Infeed Base Feed Module and Internal Power Base AI Base Feed.
- Provides transition from building power to modular power distribution system. May be used with junction box in wall or column.
- Do not mix 3-circuit with 4-circuit components. Do not mix 2+2 and 3+1 components. Components have unique polarity key and color coding (3-circuit=rust and 4-circuit=black).

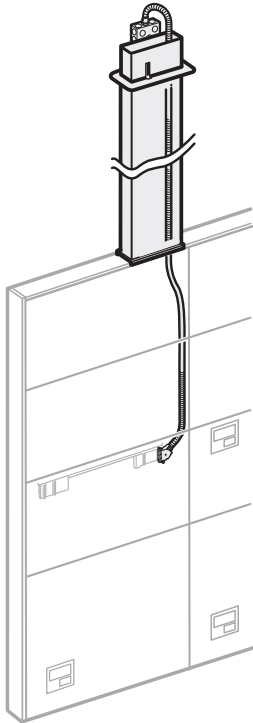
To Order, Specify:

- 1) Product number.
(No finish specification required.)

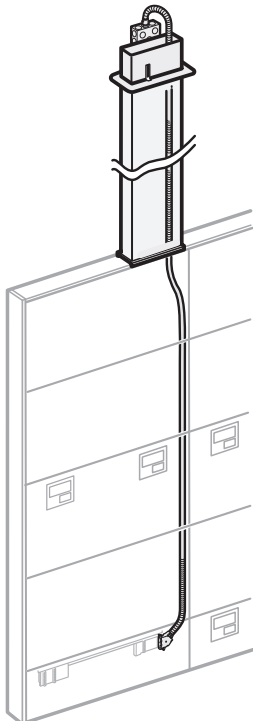
| Description | Height | Length | Number | Price |
|-------------|------------|----------------|--------------|-----------|
| 3-Circuit | 1.5"(38mm) | 4.6875"(119mm) | FBEW-0004-31 | \$ 113.32 |
| 4-Circuit | 1.5"(38mm) | 4.6875"(119mm) | FBEW-0004-41 | 113.32 |

Electrical Components

Top Feed Module



VZET-3T
VZET-2T
VZET-4T
VZET-3W
VZET-2W
VZET-4W



Base Raceway Connection



Class BC - Discount Group XI

Features

- Includes one electrical harness in galvanized steel conduit, electrical box, ceiling bezel plate, pole and hardware.
- For connection to the electrical source located in space above a drop ceiling.
- Electrical harness contained in galvanized steel conduit allows for adjacent routing of communication cabling within the pole.
- Removable cover on poles provides access to pathway.
- For use with frames equipped with power components.
- Conduit for 3-Circuit includes eight 12-gauge wires for up to three 20-amp circuits of power.
- Conduit for 4-Circuit includes six 12-gauge and two 10-gauge wires for up to four 20-amp circuits of power.
- Routes power to base raceway below worksurface, beltline or standing height.
- Electrical harness attaches at any receptacle site or right-hand side of panel in the flex connector location.
- 120"(3048mm) pole consists of two sections.

Specification Tips

- For routing and cabling capacities, see Specification Guide.
- For installation on panels no less than 24"(610mm)W.
- The power connector requires a flexible power connector location on the right side of the panel for attachment.
- Not for use with glass panel frames or glass stack frames.
- Mounts at the end of the panel frame.
- Does not occupy receptacle port.
- Do not mix components from different wiring configurations. Unique polarity keys and colors are used for each wiring configuration. (3 circuit=black, 2+2=blue, 3+1=green).
- Application may require approval of local authority having jurisdiction (AHJ); ensure compliance before placing orders and installation.

To Order, Specify:

1) Product number, including:

1 Trim Option

A Aluminum or Wood

H Steel

2) Trim color.

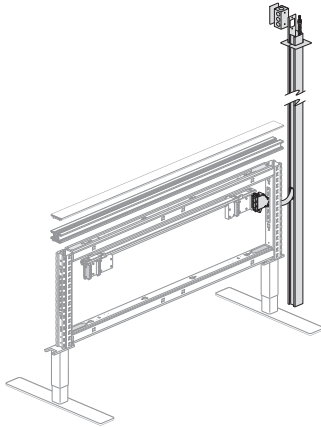
Note: Wire harness length is 180"(4572mm) regardless of pole length.

Electrical Components

| Description | Panel Height | Pole Length | Number ① | Aluminum /Wood (A)/ Steel (H) | | Workrail (G) | |
|-----------------------------------|-------------------------|--------------|---------------|-------------------------------|------------|--------------|------------|
| | | | | Trim A | B | Trim A | B |
| 10'(3048mm) Ceiling Height | | | | | | | |
| 3-Circuit | 26"(660mm) | 120"(3048mm) | VZET-2600-3T | \$ 1811.52 | \$ 2006.13 | N/A | N/A |
| | 28"(711mm) | 120"(3048mm) | VZET-2800-3TG | N/A | N/A | \$1809.66 | \$2002.83 |
| | 34"(864mm)-58"(1473mm) | 95"(2413mm) | VZET-3400-3T | 1798.50 | 1983.03 | N/A | N/A |
| | 66"(1676mm)-90"(2286mm) | 66"(1676mm) | VZET-6600-3T | 1737.12 | 1874.13 | N/A | N/A |
| 4-Circuit, 2+2 | 26"(660mm) | 120"(3048mm) | VZET-2600-2T | \$2376.98 | \$ 2571.59 | N/A | N/A |
| | 28"(711mm) | 120"(3048mm) | VZET-2800-2TG | N/A | N/A | \$ 2375.12 | \$2568.29 |
| | 34"(864mm)-58"(1473mm) | 95"(2413mm) | VZET-3400-2T | 2363.96 | 2548.49 | N/A | N/A |
| | 66"(1676mm)-90"(2286mm) | 66"(1676mm) | VZET-6600-2T | 2302.58 | 2439.59 | N/A | N/A |
| 4-Circuit, 3+1 | 26"(660mm) | 120"(3048mm) | VZET-2600-4T | \$2376.98 | \$ 2571.59 | N/A | N/A |
| | 28"(711mm) | 120"(3048mm) | VZET-2800-4TG | N/A | N/A | \$ 2375.12 | \$2568.29 |
| | 34"(864mm)-58"(1473mm) | 95"(2413mm) | VZET-3400-4T | 2363.96 | 2548.49 | N/A | N/A |
| | 66"(1676mm)-90"(2286mm) | 66"(1676mm) | VZET-6600-4T | 2302.58 | 2439.59 | N/A | N/A |
| 12'(3658mm) Ceiling Height | | | | | | | |
| 3-Circuit | 26"(660mm) | 120"(3048mm) | VZET-2600-3W | \$ 1856.16 | \$2085.33 | N/A | N/A |
| | 28"(711mm) | 120"(3048mm) | VZET-2800-3WG | N/A | N/A | \$1852.44 | \$ 2078.73 |
| | 34"(864mm)-50"(1270mm) | 120"(3048mm) | VZET-3400-3W | 1841.28 | 2058.93 | N/A | N/A |
| | 58"(1473mm)-90"(2286mm) | 95"(2413mm) | VZET-6600-3W | 1781.76 | 1953.33 | N/A | N/A |
| 4-Circuit, 2+2 | 26"(660mm) | 120"(3048mm) | VZET-2600-2W | \$ 2421.62 | \$2650.79 | N/A | N/A |
| | 28"(711mm) | 120"(3048mm) | VZET-2800-2WG | N/A | N/A | \$2417.90 | \$ 2644.19 |
| | 34"(864mm)-50"(1270mm) | 120"(3048mm) | VZET-3400-2W | 2406.74 | 2624.39 | N/A | N/A |
| | 58"(1473mm)-90"(2286mm) | 95"(2413mm) | VZET-6600-2W | 2347.22 | 2518.79 | N/A | N/A |
| 4-Circuit, 3+1 | 26"(660mm) | 120"(3048mm) | VZET-2600-4W | \$ 2421.62 | \$2650.79 | N/A | N/A |
| | 28"(711mm) | 120"(3048mm) | VZET-2800-4WG | N/A | N/A | \$2417.90 | \$ 2644.19 |
| | 34"(864mm)-50"(1270mm) | 120"(3048mm) | VZET-3400-4W | 2406.74 | 2624.39 | N/A | N/A |
| | 58"(1473mm)-90"(2286mm) | 95"(2413mm) | VZET-6600-4W | 2347.22 | 2518.79 | N/A | N/A |

Electrical Components

End-of-Run Top Feed Module — Connections only



VZET-3TE
VZET-3WE



Class BC - Discount Group XI

Features

- Includes one electrical harness in galvanized steel conduit, electrical box, ceiling bezel plate, a two section pole and hardware.
- For connection to the electrical source located in space above a drop ceiling.
- Electrical harness contained in steel conduit allows for adjacent routing of communication cabling within the pole.
- Removable cover on poles provides access to pathway.
- Conduit for 3-Circuit includes eight 12-gauge wires for up to three 20 amp circuits of power.
- Conduit for 4-Circuit includes six 12-gauge and two 10-gauge wires for up to four 20 amp circuits of power.
- Attaches at any receptacle site or right-hand flex connector location.

Specification Tips

- For routing and cabling capacities, see Specification Guide.
- Mounts to the end of the Connections Frame replacing end-of-run trim.
- Specification of end-of-run trim not necessary when using End-of-Run Top Feed.
- Not for use with 2-way, 3-way or 4-way applications.
- Do not mix components from different wiring configurations. Unique polarity keys and colors are used for each wiring configuration. (3 circuit=black, 2+2=blue, 3+1=green).
- Application may require approval of local authority having jurisdiction (AHJ); ensure compliance before placing orders and installation.

To Order, Specify:

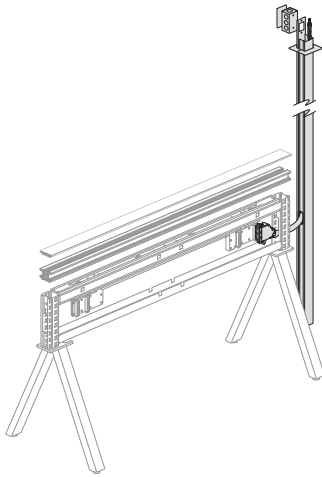
- 1) Product number.
- 2) Trim color.

Note: Wire harness length is 180”(4572mm) regardless of pole length.

| Description | Pole Length | Number | Trim | |
|--|--------------|---------------|------------|------------|
| | | | A | B |
| 9.5'(2896mm) Ceiling Height | | | | |
| 3-Circuit | 120”(3048mm) | VZET-2600-3TE | \$ 2187.21 | \$ 2381.82 |
| 4-Circuit, 2+2 | 120”(3048mm) | VZET-2600-2TE | 2752.67 | 2947.28 |
| 4-Circuit, 3+1 | 120”(3048mm) | VZET-2600-4TE | 2752.67 | 2947.28 |
| 9.5'(2896mm)-12'(3658mm) Ceiling Height | | | | |
| 3-Circuit | 148”(3759mm) | VZET-2600-3WE | \$ 2231.85 | \$ 2461.02 |
| 4-Circuit, 2+2 | 148”(3759mm) | VZET-2600-2WE | 2797.31 | 3026.48 |
| 4-Circuit, 3+1 | 148”(3759mm) | VZET-2600-4WE | 2797.31 | 3026.48 |

Electrical Components

End-of-Run Top Feed Module — Beam only



VZET-3TEJ
VZET-3WEJ



Class BC - Discount Group XI

Features

- Includes one electrical harness in galvanized steel conduit, electrical box, ceiling bezel plate, a two section pole and hardware.
- For connection to the electrical source located in space above a drop ceiling.
- Electrical harness contained in steel conduit allows for adjacent routing of communication cabling within the pole.
- Removable cover on poles provides access to pathway.
- Conduit for 3-Circuit includes eight 12-gauge wires for up to three 20 amp circuits of power.
- Conduit for 4-Circuit includes six 12-gauge and two 10-gauge wires for up to four 20 amp circuits of power.
- Attaches at any receptacle site or right-hand flex connector location.

Specification Tips

- For routing and cabling capacities, see Specification Guide.
- Mounts to the end of the Frame replacing end-of-run trim.
- Specification of end-of-run trim not necessary when using End-of-Run Top Feed.
- Not for use with 2-way, 3-way or 4-way applications.
- Do not mix components from different wiring configurations. Unique polarity keys and colors are used for each wiring configuration. (3 circuit=black, 2+2=blue, 3+1=green).

To Order, Specify:

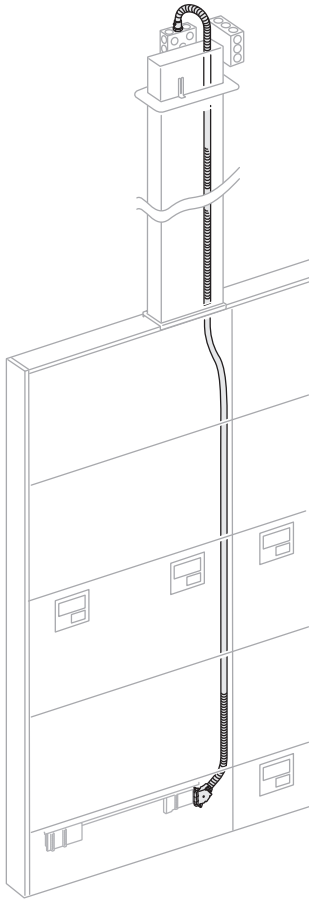
- 1) Product number.
- 2) Trim color.

Note: Wire harness length is 180”(4572mm) regardless of pole length.

| Description | Pole Length | Number | Trim | |
|--|--------------|----------------|------------|------------|
| | | | A | B |
| 9.5'(2896mm) Ceiling Height | | | | |
| 3-Circuit | 120”(3048mm) | VZET-2600-3TEJ | \$ 2187.21 | \$ 2381.82 |
| 4-Circuit, 2+2 | 120”(3048mm) | VZET-2600-2TEJ | 2752.67 | 2947.28 |
| 4-Circuit, 3+1 | 120”(3048mm) | VZET-2600-4TEJ | 2752.67 | 2947.28 |
| 9.5'(2896mm)-12'(3658mm) Ceiling Height | | | | |
| 3-Circuit | 148”(3759mm) | VZET-2600-3WEJ | \$2231.85 | \$ 2461.02 |
| 4-Circuit, 2+2 | 148”(3759mm) | VZET-2600-2WEJ | 2797.31 | 3026.48 |
| 4-Circuit, 3+1 | 148”(3759mm) | VZET-2600-4WEJ | 2797.31 | 3026.48 |

Electrical Components

Full Panel Infeed Harness



VZEH-0000
VZEH-0030



Class BC – Discount Group XI

Features

- Includes electrical harness in galvanized metal conduit.
- Conduit for 3-Circuit includes eight 12-gauge wires for up to three 20-amp circuits of power.
- Conduit for 4-Circuit includes six 12-gauge and two 10-gauge wires for up to four 20-amp circuits of power.
- Attaches on right-hand side of powered panel frame to flexible power connector location.
- Routes power to base raceway, below worksurface, beltline or standing height.
- For use with panel frames when feeding from the ceiling and equipped with power components.
- Add the 3-Circuit infeed harness to a 3-Circuit top feed module or a 4-Circuit infeed to a 4-Circuit top feed module to bring additional circuits into the workstation cluster. Local electrician provides secondary junction box at top of top feed pole.

Specification Tips

- **For use with 120 volt 60 hertz power sources only.**
- Designed to work with top feeds up to 12'(3658mm) ceilings.
- For internal base feed application use Connections Infeed Harness EUEH-0087-3 for 3-circuit, EUEH-0087-2 for 4-circuit 2+2 or EUEH-0087-4 for 4-circuit 3+1.
- Not for use with glass panel frames or glass stack frames.
- Do not mix components from different wiring configurations. Unique polarity keys and colors are used for each wiring configuration. (3 circuit=black, 2+2=blue, 3+1=green).
- Application may require approval of local authority having jurisdiction (AHJ); ensure compliance before placing orders and installation.

| Length | Number ① | Price |
|-------------|--------------|-----------|
| 15'(4572mm) | VZEH-0000- ■ | \$ 767.64 |
| 30'(9144mm) | VZEH-0030- ■ | 1378.49 |

To Order, Specify:

1) Product number, including:

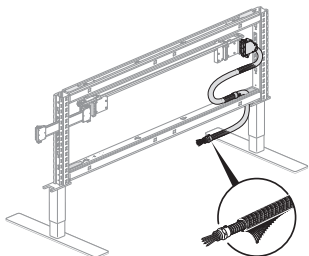
① Power Option

- 3 3-Circuit
- 2 4-Circuit, 2+2 (add **\$111.07** list)
- 4 4-Circuit, 3+1 (add **\$111.07** list)

(No finish specification required.)

Note: Wire harness length is 180"(4572mm).

Infeed Harness



Shown with Optional Mesh Cord Manager

EUEH-0087
EUEH-00F0
EUEH-00W0



Class BC – Discount Group XI

Features

- Includes electrical harness in galvanized steel conduit.
- Conduit for 3-Circuit includes eight 12-gauge wires for up to three 20 amp circuits of power.
- Conduit for 4-Circuit includes six 12-gauge and two 10-gauge wires for up to four 20 amp circuits of power.
- Attaches at any receptacle site or right-hand flex connector location.
- Routes power from floor, column or wall to power distribution assembly.
- For use with frames equipped with power components when feeding from the floor or wall.

Specification Tips

- **For use with 120 volt 60 hertz power sources only.**
- Cord Manager - Mesh may be ordered separately to cover exposed galvanized steel conduit.
- Do not mix components from different wiring configurations. Unique polarity keys and colors are used for each wiring configuration. (3 circuit=black, 2+2=blue, 3+1=green).
- Application may require approval of local authority having jurisdiction (AHJ); ensure compliance before placing orders and installation.

| Length | Number ① | Price |
|--------------|--------------|-----------|
| 87"(2210mm) | EUEH-0087- ■ | \$ 276.75 |
| 180"(4572mm) | EUEH-00F0- ■ | 427.66 |
| 300"(7620mm) | EUEH-00W0- ■ | 720.59 |

To Order, Specify:

1) Product number, including:

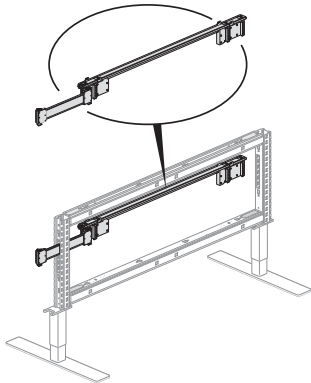
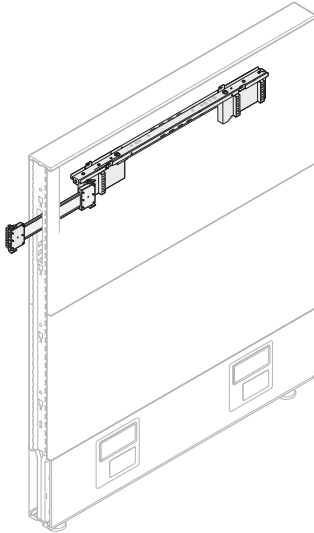
① Power Option

- 3 3-Circuit
- 2 4-Circuit, 2+2 (add **\$26.95** list)
- 4 4-Circuit, 3+1 (add **\$26.95** list)

(No finish specification required.)

Electrical Components

Power Retrofit Kit — 42”(1067mm)H Beltline, 58”(1473mm)H Standing Height and Connections



VZEK-42



Class BC – Discount Group XI

Features

- Includes power distribution assembly (PDA), flexible power connector, and PDA mounting bracket.
- Routes power through frame for 42”(1067mm)H beltline, or provides 58”(1473mm)H standing height, and Connections frame power access when used with a receptacle and technology tile or field ported fabric tile.

Specification Tips

- **Not for use with 8”(203mm) tiles.**
- Retrofit kit attaches to panel frame, does not require power crossbar for mounting power.
- For use with matching width tile with technology option.
- For vertical routing from base raceway to beltline access, specify vertical power connector which attaches to right-hand flex connection location at beltline and base raceway locations.
- PDA mounting bracket attach directly to frame.
- Do not mix components from different wiring configurations. Unique polarity keys and colors are used for each wiring configuration. (3 circuit=black, 2+2=blue, 3+1=green).

To Order, Specify:

1) Product number, including:

1 Power Option

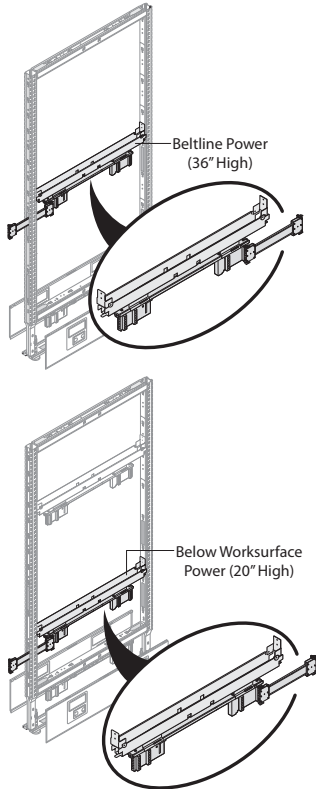
- 3 3-Circuit
- 2 4-Circuit, 2+2
- 4 4-Circuit, 3+1

(No finish specification required.)

| Panel Width | Number 1 | Price |
|-------------|-------------|----------|
| 24”(610mm) | VZEK-4224-■ | \$349.79 |
| 30”(762mm) | VZEK-4230-■ | 367.07 |
| 36”(914mm) | VZEK-4236-■ | 384.35 |
| 42”(1067mm) | VZEK-4242-■ | 401.63 |
| 48”(1219mm) | VZEK-4248-■ | 418.91 |
| 54”(1372mm) | VZEK-4254-■ | 436.19 |
| 60”(1524mm) | VZEK-4260-■ | 453.47 |
| 72”(1829mm) | VZEK-4272-■ | 713.56 |

Electrical Components

Power Retrofit Kit — Beltline, 50”(1270mm)H or Greater, Below WS and Standing Height



Features

- Includes power distribution assembly (PDA), flexible power connector, PDA mounting brackets and power crossbar. Power crossbar will serve as aligner light block (not repositionable).
- Kits mounted at beltline height on 50”(1270mm) or taller frames allow for routing of power through panel or access to power when used with technology tiles or field ported fabric tiles.
- Kits mounted at below worksurface height on frames with below worksurface height openings allow for routing of power through panel or access to power when used with technology tiles or field ported fabric tiles.

Specification Tips

- **Not for use with:**
 - 8”(203mm) tiles
 - 26”(660mm) or 34”(864mm) panels below worksurface or at beltline.
 - 42”(1067mm) panels at beltline.
- Capability to route power at below worksurface height requires it to be specified with Full Panel Frame with Below Worksurface Power.
- For use with matching width tile with technology option.
- For vertical routing from base raceway to beltline or below worksurface, specify vertical power connector which attaches to right-hand flex connection location.
- Do not mix components from different wiring configurations. Unique polarity keys and colors are used for each wiring configuration. (3 circuit=black, 2+2=blue, 3+1=green).

To Order, Specify:

1) Product number, including:

1 Power Option

- 3** 3-Circuit
- 2** 4-Circuit, 2+2
- 4** 4-Circuit, 3+1

(No finish specification required.)

| Panel Width | Number ① | Price |
|-------------|-------------------------------------|-----------|
| 24”(610mm) | VZEK-OB24- <input type="checkbox"/> | \$ 420.12 |
| 30”(762mm) | VZEK-OB30- <input type="checkbox"/> | 445.50 |
| 36”(914mm) | VZEK-OB36- <input type="checkbox"/> | 470.88 |
| 42”(1067mm) | VZEK-OB42- <input type="checkbox"/> | 496.26 |
| 48”(1219mm) | VZEK-OB48- <input type="checkbox"/> | 521.64 |
| 54”(1372mm) | VZEK-OB54- <input type="checkbox"/> | 547.02 |
| 60”(1524mm) | VZEK-OB60- <input type="checkbox"/> | 572.40 |
| 72”(1829mm) | VZEK-OB72- <input type="checkbox"/> | 848.69 |

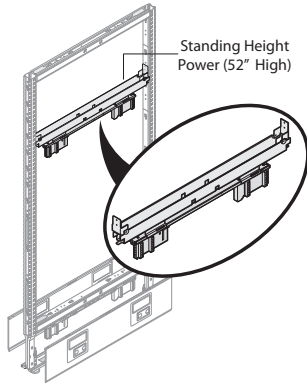
VZEK-OB



Class BC – Discount Group XI

Electrical Components

Power Retrofit Kit — Standing Height



VZEP-00



Class BC – Discount Group XI

Features

- Includes power distribution assembly (PDA), PDA mounting brackets and power crossbar.
- Provides power access at standing height behind a tile with technology option specified or field ported fabric tile.

Specification Tips

- For use on 66"(1676mm)H and 74"(1880mm)H frames only.
- Not for use with 8"(203mm) tiles as they cannot be ported.
- Specify Power Connector Below Worksurface to span power horizontally from one panel equipped without below worksurface cutouts to an adjacent panel.
- For vertical routing from base raceway to below worksurface or standing height, specify vertical power connector which attaches to right-hand flex connection at each location.
- Power cannot route horizontally at standing height and requires panel frame to be powered at base raceway.
- Do not mix components from different wiring configurations. Unique polarity keys and colors are used for each wiring configuration. (3 circuit=black, 2+2=blue, 3+1=green).

To Order, Specify:

1) Product number, including:

1 Power Option

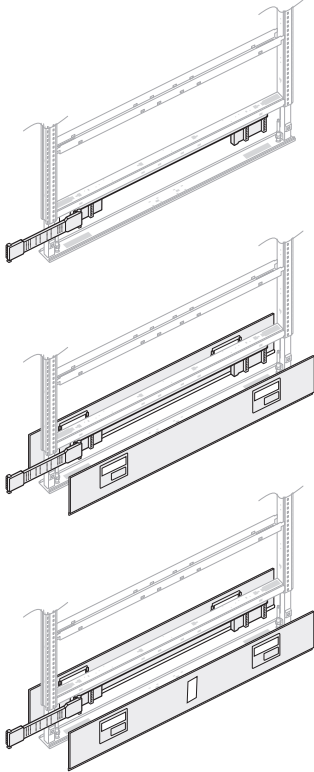
- 3 3-Circuit
- 2 4-Circuit, 2+2
- 4 4-Circuit, 3+1

(No finish specification required.)

| Panel Width | Number 1 | Price |
|-------------|-------------------------------------|-----------|
| 24"(610mm) | VZEP-0024- <input type="checkbox"/> | \$ 398.17 |
| 30"(762mm) | VZEP-0030- <input type="checkbox"/> | 420.41 |
| 36"(914mm) | VZEP-0036- <input type="checkbox"/> | 442.65 |
| 42"(1067mm) | VZEP-0042- <input type="checkbox"/> | 464.89 |
| 48"(1219mm) | VZEP-0048- <input type="checkbox"/> | 487.13 |
| 54"(1372mm) | VZEP-0054- <input type="checkbox"/> | 509.37 |
| 60"(1524mm) | VZEP-0060- <input type="checkbox"/> | 551.98 |
| 72"(1829mm) | VZEP-0072- <input type="checkbox"/> | 801.62 |

Electrical Components

Power Retrofit Kit — Raceway



VZEK-3BB
VZEK-4BB



Class BC – Discount Group XI

Features

- Includes one power distribution assembly, one power connector, mounting hardware and optional cover(s).
- Converts non-powered frame to powered frame.

Specification Tips

- 8”(203mm) tiles cannot be used in place of base raceway cover.
- 24”(610mm) raceway covers have one knockout located on left side.
- **For single gang option, frame width must be 30”(762mm) or greater; does not include blank plate for a single gang opening.**
- Order single gang adaptor plate separately (VZAP-0000-G).
- Refer to Specification Guide for Planning with Utilities.
- **Receptacle and data blank covers must be specified separately.**
- Do not mix components from different wiring configurations. Unique polarity keys and colors are used for each wiring configuration. (3 circuit=black, 2+2=blue, 3+1=green).

To Order, Specify:

1) Product number, including:

1 Power Option

- 3** 3-Circuit
- 2** 4-Circuit, 2+2 (add **\$36.03** list)
- 4** 4-Circuit, 3+1 (add **\$36.03** list)

2 Cover Option Side One

(see chart below for upcharges)

- N** Tile to Floor
- H** Cover with knockouts
- B** Cover without knockouts
- G** Single Gang

3 Cover Option Side Two

(see chart below for upcharges)

- N** Tile to Floor
- H** Cover with knockouts
- B** Cover without knockouts
- G** Single Gang

2) Trim color - cover side 1.

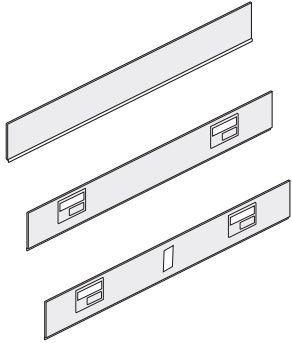
3) Trim color - cover side 2.

| Cover Option | Side One | | Side Two | |
|--------------|----------|----------|----------|----------|
| | Trim A | Trim B | Trim A | Trim B |
| H | \$135.14 | \$142.50 | \$135.14 | \$142.50 |
| B | 135.14 | 142.50 | 135.14 | 142.50 |
| G | 159.25 | 166.61 | 159.25 | 166.61 |

| Panel Width | Number 123 | Price |
|-------------|------------------|-----------|
| 24”(610mm) | VZEK-OR24- ■ ■ ■ | \$ 296.28 |
| 30”(762mm) | VZEK-OR30- ■ ■ ■ | 314.30 |
| 36”(914mm) | VZEK-OR36- ■ ■ ■ | 332.32 |
| 42”(1067mm) | VZEK-OR42- ■ ■ ■ | 350.34 |
| 48”(1219mm) | VZEK-OR48- ■ ■ ■ | 368.36 |
| 54”(1372mm) | VZEK-OR54- ■ ■ ■ | 386.38 |
| 60”(1524mm) | VZEK-OR60- ■ ■ ■ | 404.40 |
| 72”(1829mm) | VZEK-OR72- ■ ■ ■ | 619.29 |

Electrical Components

Raceway Covers



VZEK-NBB



Class BC – Discount Group XI

Feature

- Includes two single covers unless tile to floor option is specified which includes one cover.

Specification Tips

- For single gang option, panel width must be 30”(762mm) or greater. Order adaptor plate separately (VZAP-0000-G).
- 8”(203mm) tiles cannot be used in place of base raceway cover.
- 18”(457mm) raceway cover has no knockouts.
- 24”(610mm) raceway covers have one knockout located on left side.
- Refer to Specification Guide for Planning with Utilities.
- Receptacle and data blank covers must be specified separately.

To Order, Specify:

1) Product number, including:

1 Cover Option Side One

(see chart below for upcharges)

- N** Tile to Floor
- H** Cover with knockouts
- B** Cover without knockouts
- G** Single gang

2 Cover Option Side Two

(see chart below for upcharges)

- H** Cover with knockouts
- B** Cover without knockouts
- G** Single gang

2) Trim color - cover side 1.

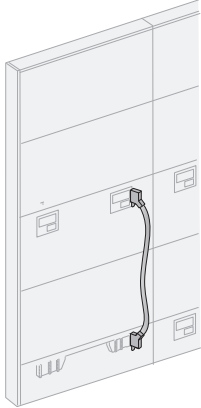
3) Trim color - cover side 2.

| Cover Option | Side One | | Side Two | |
|--------------|----------|----------|----------|----------|
| | Trim A | Trim B | Trim A | Trim B |
| H | \$135.14 | \$142.50 | \$135.14 | \$142.50 |
| B | 135.14 | 142.50 | 135.14 | 142.50 |
| G | 159.25 | 166.61 | 159.25 | 166.61 |

| Panel Width | Number ①② | Trim | |
|-------------|-----------------|----------|-----------|
| | | A | B |
| 18”(457mm) | VZEK-OR18-NBB | \$296.24 | \$ 307.36 |
| 24”(610mm) | VZEK-OR24-N ■ ■ | 179.12 | 185.58 |
| 30”(762mm) | VZEK-OR30-N ■ ■ | 197.14 | 204.50 |
| 36”(914mm) | VZEK-OR36-N ■ ■ | 215.16 | 223.42 |
| 42”(1067mm) | VZEK-OR42-N ■ ■ | 233.18 | 242.34 |
| 48”(1219mm) | VZEK-OR48-N ■ ■ | 251.20 | 261.26 |
| 54”(1372mm) | VZEK-OR54-N ■ ■ | 269.22 | 280.18 |
| 60”(1524mm) | VZEK-OR60-N ■ ■ | 287.24 | 299.10 |
| 72”(1829mm) | VZEK-OR72-N ■ ■ | 408.81 | 422.47 |

Electrical Components

Vertical Power Connector



VZEJ-3



Class BC – Discount Group XI

Features

- Includes one power connector with safety latches for securing connector to power distribution assembly.
- Transfers power from the base raceway to above base raceway locations (beltline, below worksurface, standing height or beltline to below worksurface).
- The power connectors install on the right-hand side of panel into flexible power connector locations.
- For use with panels equipped with power components.

Specification Tips

- **For use with 120 volt 60 hertz power sources only.**
- **No horizontal routing is available at standing height.**
- Do not mix components from different wiring configurations. Unique polarity keys and colors are used for each wiring configuration. (3 circuit=black, 2+2=blue, 3+1=green).

To Order, Specify:

1) Product number, including:

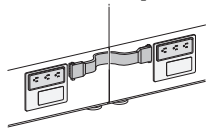
1 Power Option

- 3 3-Circuit
- 2 4-Circuit, 2+2
- 4 4-Circuit, 3+1

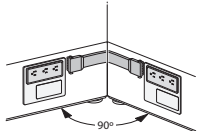
(No finish specification required.)

| Description | Conduit Length | Number ① | Price |
|-------------------------|----------------|-------------|-----------|
| Base to Below WS | 13.5"(343mm) | VZEJ-OU00-█ | \$ 319.27 |
| Base to Beltline | 30"(762mm) | VZEJ-OB00-█ | 324.46 |
| Base to Standing Height | 46"(1168mm) | VZEJ-OS00-█ | 331.31 |
| Below WS to Beltline | 16"(406mm) | VZEJ-UB00-█ | 319.27 |

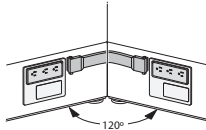
Flexible Power Connector — Raceway



Base straight condition



Base inside 90° condition



Base inside 120° condition

VZEF-OROP
VZEF-OROP-2
VZEF-OROP-4



Class BC – Discount Group XI

Features

- Includes one flexible power connector with safety latches for securing connector to power distribution assembly.
- Continues electrical circuit between adjacent powered frame in straight or angled conditions in the base raceway.
- For use with frame equipped with power components.
- May be used in straight frame-to-frame application, inside 90° and inside 120° within the base raceway.
- Standard in charcoal trim color only.

Specification Tips

- **For use with 120 volt 60 hertz power sources only.**
- Do not mix components from different wiring configurations. Unique polarity keys and colors are used for each wiring configuration. (3 circuit=black, 2+2=blue, 3+1=green).

To Order, Specify:

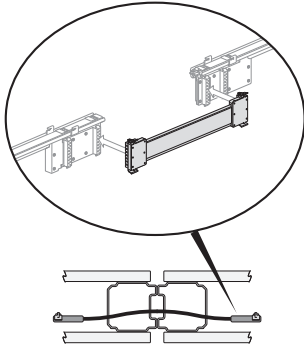
1) Product number.

(No finish specification required.)

| Description | Length | Number | Price |
|----------------|---------------|-------------|-----------|
| 3-Circuit | 13.25"(337mm) | VZEF-OROP | \$ 158.46 |
| 4-Circuit, 2+2 | 13.25"(337mm) | VZEF-OROP-2 | 158.46 |
| 4-Circuit, 3+1 | 13.25"(337mm) | VZEF-OROP-4 | 158.46 |

Electrical Components

Flexible Power Connector — Work-height



VZEF-OBOP
VZEF-OBOP-2
VZEF-OBOP-4



Class BC – Discount Group XI

Features

- Includes one flexible power connector with safety latches for securing connector to power distribution assembly.
- Continues electrical circuits between adjacent powered frames in beltline or below worksurface height straight conditions.
- For use with frames equipped with power components and frame cutouts.
- 0.95 Flexible Connectors shipped per powered frame specified.
- Standard in charcoal trim color only.

Specification Tips

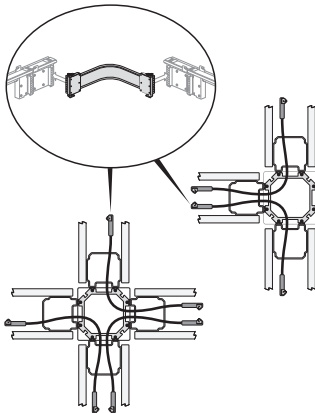
- **For use with 120 volt 60 hertz power sources only.**
- Not for use with standing height applications.
- Do not mix components from different wiring configurations. Unique polarity keys and colors are used for each wiring configuration. (3 circuit=black, 2+2=blue, 3+1=green).

| Description | Length | Number | Price |
|----------------|--------------|-------------|-----------|
| 3-Circuit | 12.5"(318mm) | VZEF-OBOP | \$ 158.46 |
| 4-Circuit, 2+2 | 12.5"(318mm) | VZEF-OBOP-2 | 158.46 |
| 4-Circuit, 3+1 | 12.5"(318mm) | VZEF-OBOP-4 | 158.46 |

To Order, Specify:

- 1) Product number.
(No finish specification required.)

Flexible Power Connector — Corner Span, Work-height



VZEF-OB0Q
VZEF-OB0Q-2
VZEF-OB0Q-4



Class BC – Discount Group XI

Features

- Includes one flexible power connector with safety latches for securing connector to power distribution assembly.
- Continues electrical circuits between adjacent powered frames in beltline or below worksurface 90° and 120° conditions.
- For use with frames equipped with power components and frame cutouts.
- For use when passing power through Compose Gallery Panels.
- Standard in charcoal trim color only.

Specification Tips

- **For use with 120 volt 60 hertz power sources only.**
- Not for use with standing height applications.
- Flexible power connector must be separately specified and is not included with panel.
- Do not mix components from different wiring configurations. Unique polarity keys and colors are used for each wiring configuration. (3 circuit=black, 2+2=blue, 3+1=green).

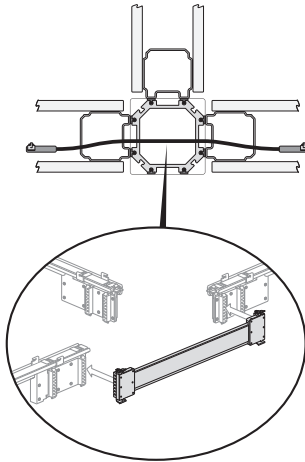
| Description | Length | Number | Price |
|----------------|--------------|-------------|-----------|
| 3-Circuit | 14.5"(368mm) | VZEF-OB0Q | \$ 158.46 |
| 4-Circuit, 2+2 | 14.5"(368mm) | VZEF-OB0Q-2 | 158.46 |
| 4-Circuit, 3+1 | 14.5"(368mm) | VZEF-OB0Q-4 | 158.46 |

To Order, Specify:

- 1) Product number.
(No finish specification required.)

Electrical Components

Flexible Power Connector — Straight Span, Raceway/Work-height



VZEF-OROS
VZEF-OROS-2
VZEF-OROS-4



Class BC – Discount Group XI

Features

- Includes one straight span flexible power connector with safety latches for securing connector to power distribution assembly.
- Continues electrical circuit across the three-inch space between powered frames in 3-way or 4-way conditions.
- For use with frames equipped with power components and frame cutouts.
- May be used at the base raceway, beltline and below worksurface for straight span conditions.
- Standard in charcoal trim color only.

Specification Tips

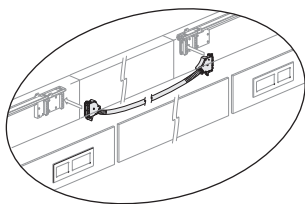
- **For use with 120 volt 60 hertz power sources only.**
- Not for use when passing power through Compose Gallery Panels.
- Not for use with standing height applications.
- Straight Span flexible power connector must be separately specified and is not included with panel.
- Do not mix components from different wiring configurations. Unique polarity keys and colors are used for each wiring configuration. (3 circuit=black, 2+2=blue, 3+1=green).

To Order, Specify:

- 1) Product number.
(No finish specification required.)

| Description | Length | Number | Price |
|----------------|--------------|-------------|-----------|
| 3-Circuit | 15.5"(394mm) | VZEF-OROS | \$ 158.46 |
| 4-Circuit, 2+2 | 15.5"(394mm) | VZEF-OROS-2 | 158.46 |
| 4-Circuit, 3+1 | 15.5"(394mm) | VZEF-OROS-4 | 158.46 |

Extended Power Connector



VZEJ-0018
VZEJ-0024



Class BC – Discount Group XI

Features

- Spans base power through **one** 18"(457mm) or 24"(610mm) non-powered frame located between two powered frames.
- For use with frames equipped with power components.
- Extended power connectors cannot be coupled together.
- Standard in charcoal trim with metal conduit.

Specification Tips

- **For use with 120 volt 60 hertz power sources only.**
- **Specify for use in Beam and Full Panel base raceway only.**
- Not for use with tiles to the floor.
- Do not mix components from different wiring configurations. Unique polarity keys and colors are used for each wiring configuration. (3 circuit=black, 2+2=blue, 3+1=green).

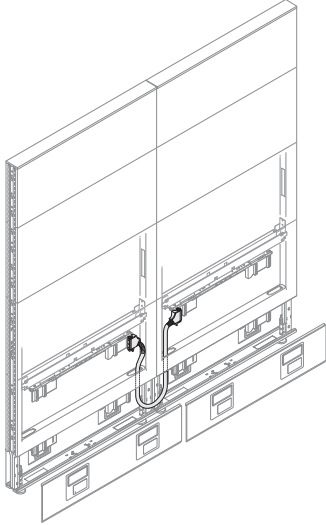
To Order, Specify:

- 1) Product number.
(No finish specification required.)

| Description | Frame Width | Length | Number | Price |
|----------------|-------------|-------------|-------------|-----------|
| 3-Circuit | 18"(457mm) | 36"(914mm) | VZEJ-0018-3 | \$309.46 |
| 4-Circuit, 2+2 | 18"(457mm) | 36"(914mm) | VZEJ-0018-2 | 318.41 |
| 4-Circuit, 3+1 | 18"(457mm) | 36"(914mm) | VZEJ-0018-4 | 318.41 |
| 3-Circuit | 24"(610mm) | 42"(1067mm) | VZEJ-0024-3 | \$ 415.16 |
| 4-Circuit, 2+2 | 24"(610mm) | 42"(1067mm) | VZEJ-0024-2 | 415.16 |
| 4-Circuit, 3+1 | 24"(610mm) | 42"(1067mm) | VZEJ-0024-4 | 415.16 |

Electrical Components

Power Connector — Below WS



VZEJ-0038-3
VZEJ-0038-2
VZEJ-0038-4



Class BC – Discount Group XI

Features

- Includes flexible conduit power connector with integral safety latches.
- Spans power at below worksurface height for adjacent panels powered at that level and when frames do not have a cutout.

Specification Tips

- **For use with 120 volt 60 hertz power sources only.**
- For use with below worksurface power kits.
- Connector spans to adjacent frame in straight, 120° or 90° corner configuration.
- Not for use with tiles to the floor.
- Do not mix components from different wiring configurations. Unique polarity keys and colors are used for each wiring configuration. (3 circuit=black, 2+2=blue, 3+1=green).

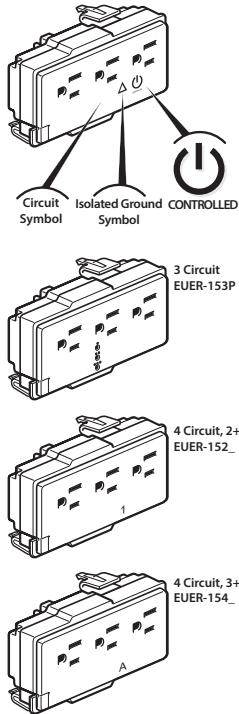
To Order, Specify:

- 1) Product number.
(No finish specification required.)

| Description | Length | Number | Price |
|----------------|------------|-------------|-----------|
| 3-Circuit | 38"(965mm) | VZEJ-0038-3 | \$ 415.16 |
| 4-Circuit, 2+2 | 38"(965mm) | VZEJ-0038-2 | 415.16 |
| 4-Circuit, 3+1 | 38"(965mm) | VZEJ-0038-4 | 415.16 |

Electrical Components

TripLEX Receptacle — 15 Amp



EUER-15
Class YA – Discount Group XIII

Features

- Includes box of six receptacles, each receptacle has three 15 Amp outlets (NEMA 5-15R configuration).
- For use with frames equipped with power components.
- Receptacles are ground type specific.

Specification Tips

- **For use with 120 volt 60 hertz power sources only.**
- For power access at any location within the panels with appropriate base raceway covers or technology pad.
- Isolated ground receptacle not for use with single circuit base feed module.
- TripLEXes for 3-Circuit are field programmable.
- TripLEXes for 4-Circuit have fixed circuit access and are not field programmable. Specify appropriate number of receptacles for each circuit.
- Do not mix components from different wiring configurations. Unique polarity keys and colors are used for each wiring configuration. (3 circuit=black, 2+2=blue, 3+1=green).
- **Controlled receptacles are marked with a permanent symbol and the word CONTROLLED to comply with various energy code requirements including ASHRAE 90.1 and California Building Code Title 24 part 6.**
- **Circuit assignment and receptacle placement should be coordinated with a local electrician. Local electrician is responsible for circuit loading and code compliance.**
- **Consult with local authority having jurisdiction (AHJ) for requirements regarding controlled receptacles before placing orders and installation.**

Receptacle Indicator

| Circuit Symbol | Circuit 1 | Circuit 2 | Circuit 3 | Circuit 4 |
|----------------|-----------|-----------|-----------|-----------|
| 3 Circuit | 0 | 00 | 000 | NA |
| 4 Circuit 2+2 | 1 | 2 | 3 | 4 |
| 4 Circuit 3+1 | A | B | C | D |

To Order, Specify:

- 1) Product number.
- 2) Trim color.

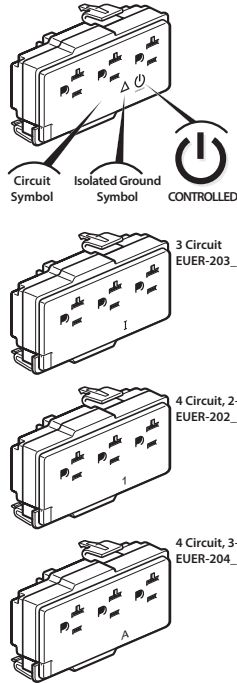
| | |
|-------|-----------|
| TR-R | Beige |
| TR-TY | Cement |
| TR-AK | Chalk |
| TR-K | Charcoal |
| TR-J | Graphite |
| TR-G | Gray Tone |
| TR-NG | Orange* |
| TR-TW | Plaster |
| TR-AA | Putty |
| TR-E | Smoke |

* Orange available on Isolated ground only.

| Description | Circuit Access | Ground Type | Receptacle without Controlled Symbol | Price | Receptacle with Controlled Symbol | Price |
|-----------------------|----------------|-------------|--------------------------------------|-----------|-----------------------------------|-----------|
| 3-Circuit | | | | | | |
| | Circuit 1-3 | Common | EUER-153P-GSOS | \$ 177.24 | EUER-153P-GCOS | \$ 181.68 |
| | Circuit 1-3 | Isolated | EUER-153P-ISOS | 188.08 | EUER-153P-ICOS | 192.79 |
| 4-Circuit, 2+2 | | | | | | |
| | Circuit 1 | Common | EUER-1521-GSOS | \$ 253.21 | EUER-1521-GCOS | \$259.54 |
| | Circuit 2 | | EUER-1522-GSOS | 253.21 | EUER-1522-GCOS | 259.54 |
| | Circuit 3 | | EUER-1523-GSOS | 253.21 | EUER-1523-GCOS | 259.54 |
| | Circuit 4 | | EUER-1524-GSOS | 253.21 | EUER-1524-GCOS | 259.54 |
| | Circuit 1 | Isolated | EUER-1521-ISOS | \$264.05 | EUER-1521-ICOS | \$270.66 |
| | Circuit 2 | | EUER-1522-ISOS | 264.05 | EUER-1522-ICOS | 270.66 |
| | Circuit 3 | | EUER-1523-ISOS | 264.05 | EUER-1523-ICOS | 270.66 |
| | Circuit 4 | | EUER-1524-ISOS | 264.05 | EUER-1524-ICOS | 270.66 |
| 4-Circuit, 3+1 | | | | | | |
| | Circuit 1 | Common | EUER-1541-GSOS | \$ 253.21 | EUER-1541-GCOS | \$259.54 |
| | Circuit 2 | | EUER-1542-GSOS | 253.21 | EUER-1542-GCOS | 259.54 |
| | Circuit 3 | | EUER-1543-GSOS | 253.21 | EUER-1543-GCOS | 259.54 |
| | Circuit 4 | | EUER-1544-GSOS | 253.21 | EUER-1544-GCOS | 259.54 |
| | Circuit 1 | Isolated | EUER-1541-ISOS | \$264.05 | EUER-1541-ICOS | \$270.66 |
| | Circuit 2 | | EUER-1542-ISOS | 264.05 | EUER-1542-ICOS | 270.66 |
| | Circuit 3 | | EUER-1543-ISOS | 264.05 | EUER-1543-ICOS | 270.66 |
| | Circuit 4 | | EUER-1544-ISOS | 264.05 | EUER-1544-ICOS | 270.66 |

Electrical Components

Triplic Receptacle — 20 Amp



EUE-20
Class YA - Discount Group XIII

Features

- Includes box of six receptacles, each receptacle has three 20 Amp outlets (NEMA 5-20R configuration).
- For use with panels equipped with power components.
- **Receptacles are circuit and ground type specific.**

Specification Tips

- **For use with 120 volt 60 hertz power sources only.**
- Receptacles have fixed circuit access and are not field programmable. Specify appropriate number of receptacles for each circuit.
- For power access at any location within the frames with appropriate base raceway covers or technology pad.
- Isolated ground receptacle not for use with single circuit base feed module.
- Do not mix components from different wiring configurations. Unique polarity keys and colors are used for each wiring configuration. (3 circuit=black, 2+2=blue, 3+1=green).
- **Controlled receptacles are marked with a permanent symbol and the word CONTROLLED to comply with various energy code requirements including ASHRAE 90.1 and California Building Code Title 24 part 6.**
- **Circuit assignment and receptacle placement should be coordinated with a local electrician. Local electrician is responsible for circuit loading and code compliance.**
- **Consult with local authority having jurisdiction (AHJ) for requirements regarding controlled receptacles before placing orders and installation.**

Receptacle Indicator

| Circuit Symbol | Circuit 1 | Circuit 2 | Circuit 3 | Circuit 4 |
|----------------|-----------|-----------|-----------|-----------|
| 3 Circuit | I | II | III | NA |
| 4 Circuit 2+2 | 1 | 2 | 3 | 4 |
| 4 Circuit 3+1 | A | B | C | D |

To Order, Specify:

- 1) Product number.
- 2) Trim color.

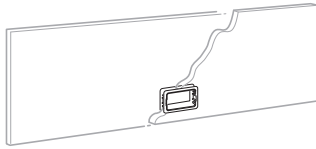
| | |
|-------|-----------|
| TR-R | Beige |
| TR-TY | Cement |
| TR-AK | Chalk |
| TR-K | Charcoal |
| TR-J | Graphite |
| TR-G | Gray Tone |
| TR-NG | Orange* |
| TR-TW | Plaster |
| TR-AA | Putty |
| TR-E | Smoke |

* Orange available on Isolated ground only.

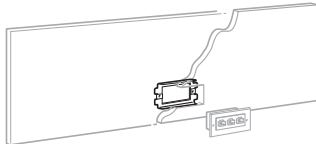
| Description | Circuit Access | Ground Type | Receptacle without Controlled Symbol | Price | Receptacle with Controlled Symbol | Price |
|-----------------------|----------------|-------------|--------------------------------------|----------|-----------------------------------|-----------|
| 3-Circuit | | | | | | |
| | Circuit 1 | Common | EUE-2031-GSOS | \$524.52 | EUE-2031-GCOS | \$ 537.61 |
| | Circuit 2 | | EUE-2032-GSOS | 524.52 | EUE-2032-GCOS | 537.61 |
| | Circuit 3 | | EUE-2033-GSOS | 524.52 | EUE-2033-GCOS | 537.61 |
| | Circuit 1 | Isolated | EUE-2031-ISOS | \$535.35 | EUE-2031-ICOS | \$548.72 |
| | Circuit 2 | | EUE-2032-ISOS | 535.35 | EUE-2032-ICOS | 548.72 |
| | Circuit 3 | | EUE-2033-ISOS | 535.35 | EUE-2033-ICOS | 548.72 |
| 4-Circuit, 2+2 | | | | | | |
| | Circuit 1 | Common | EUE-2021-GSOS | \$524.52 | EUE-2021-GCOS | \$ 537.61 |
| | Circuit 2 | | EUE-2022-GSOS | 524.52 | EUE-2022-GCOS | 537.61 |
| | Circuit 3 | | EUE-2023-GSOS | 524.52 | EUE-2023-GCOS | 537.61 |
| | Circuit 4 | | EUE-2024-GSOS | 524.52 | EUE-2024-GCOS | 537.61 |
| | Circuit 1 | Isolated | EUE-2021-ISOS | \$535.35 | EUE-2021-ICOS | \$548.72 |
| | Circuit 2 | | EUE-2022-ISOS | 535.35 | EUE-2022-ICOS | 548.72 |
| | Circuit 3 | | EUE-2023-ISOS | 535.35 | EUE-2023-ICOS | 548.72 |
| | Circuit 4 | | EUE-2024-ISOS | 535.35 | EUE-2024-ICOS | 548.72 |
| 4-Circuit, 3+1 | | | | | | |
| | Circuit 1 | Common | EUE-2041-GSOS | \$524.52 | EUE-2041-GCOS | \$ 537.61 |
| | Circuit 2 | | EUE-2042-GSOS | 524.52 | EUE-2042-GCOS | 537.61 |
| | Circuit 3 | | EUE-2043-GSOS | 524.52 | EUE-2043-GCOS | 537.61 |
| | Circuit 4 | | EUE-2044-GSOS | 524.52 | EUE-2044-GCOS | 537.61 |
| | Circuit 1 | Isolated | EUE-2041-ISOS | \$535.35 | EUE-2041-ICOS | \$548.72 |
| | Circuit 2 | | EUE-2042-ISOS | 535.35 | EUE-2042-ICOS | 548.72 |
| | Circuit 3 | | EUE-2043-ISOS | 535.35 | EUE-2043-ICOS | 548.72 |
| | Circuit 4 | | EUE-2044-ISOS | 535.35 | EUE-2044-ICOS | 548.72 |

Electrical Components

Information Plate Communication Port Kits



NECK-1



NECK-2

Class CA – Discount Group XI

Features

- Provides communications port on fabric tile.
- Two types are available:
 - NECK-1 provides front and back mounting frames.
 - NECK-2 provides a backer plate.

Specification Tips

- Requires a field-cut hole 2.5”(64mm)H x 3.625”(92mm)W.
- Field-cut hole must be a minimum of 3”(76mm) from the perimeter of the tile to maintain structural stability.
- Communications information plates are not provided by Haworth and must be purchased separately.
- Verify clearance with any power components that may be mounted behind tile.
- For use with fabric tiles only.

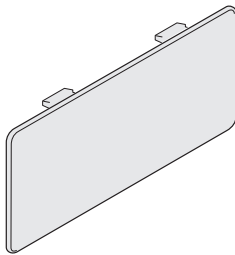
To Order, Specify:

- 1) Product number.
- 2) Trim color for Information Plate.

| | |
|-------|-----------|
| TR-R | Beige |
| TR-AK | Chalk |
| TR-K | Charcoal |
| TR-J | Graphite |
| TR-G | Gray Tone |
| TR-TW | Plaster |
| TR-AA | Putty |
| TR-E | Smoke |

| Height | Width | Description | Number | Price |
|--------------|---------------|-----------------------|--------|----------|
| 2.75”(70mm) | 4”(102mm) | For Information Plate | NECK-1 | \$ 97.28 |
| 2.125”(54mm) | 4.125”(105mm) | For Standard Outlet | NECK-2 | 135.00 |

Receptacle Blank Cover



VZAR-0000

Class BC – Discount Group XI

Features

- Includes one cover.
- Used to cover unused electrical openings at all receptacle locations.

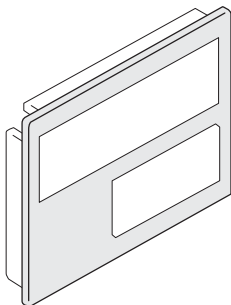
To Order, Specify:

- 1) Product number.
- 2) Trim color.

| | |
|-------|-----------|
| TR-R | Beige |
| TR-AK | Chalk |
| TR-K | Charcoal |
| TR-J | Graphite |
| TR-G | Gray Tone |
| TR-TW | Plaster |
| TR-AA | Putty |
| TR-E | Smoke |

| Height | Width | Number | Price |
|-------------|-----------|-----------|---------|
| 2.25”(57mm) | 5”(127mm) | VZAR-0000 | \$ 8.92 |

Power and Communication Bezel — Full Panel and Connections



VZAP-0000-T

Class BC – Discount Group XI

Feature

- Power and Communication Bezel includes one bezel and mounting hardware for use with fabric tiles only.

Specification Tips

- Specify receptacles to match bezel.
- Power and communication bezels can be used with wood, laminate, slat or fabric tiles.
- For fabric tiles prior to March 2009, refer to eParts for replacement bezels.
- Not for use with Beam.

To Order, Specify:

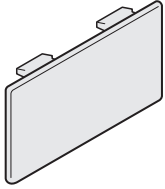
- 1) Product number.
- 2) Trim color.

| | |
|-------|-----------|
| TR-R | Beige |
| TR-AK | Chalk |
| TR-K | Charcoal |
| TR-J | Graphite |
| TR-G | Gray Tone |
| TR-TW | Plaster |
| TR-AA | Putty |
| TR-E | Smoke |

| Number | Price |
|-------------|----------|
| VZAP-0000-T | \$ 14.28 |

Electrical Components

Data Blank Cover — Full Panel and Connections



VZAD-0000-R
Class BC – Discount Group XI

Features

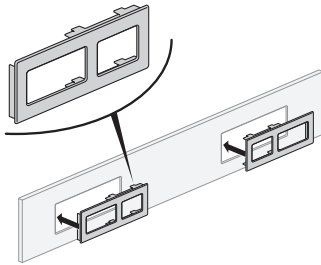
- Includes one Modular Furniture Telecommunications blank cover.
- Used to cover unused 1.38”(35mm) x 2.71”(69mm) data openings in tile bezels and base raceway cover.
- Not for use with Beam

To Order, Specify:

- 1) Product number.
 - 2) Trim color.
- TR-R Beige
 - TR-AK Chalk
 - TR-K Charcoal
 - TR-J Graphite
 - TR-G Gray Tone
 - TR-TW Plaster
 - TR-AA Putty
 - TR-E Smoke

| Height | Width | Number | Price |
|--------------|--------------|-------------|---------|
| 1.625”(41mm) | 3.125”(79mm) | VZAD-0000-R | \$ 5.36 |

Power and Communication Bezel — Beam



VZAP-0000-J
Class BC – Discount Group XI

Feature

- Includes one bezel and mounting hardware.

Specification Tips

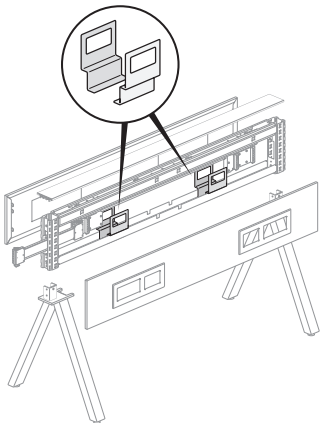
- Specify receptacles to match bezel.
- Use a pre-cut tile as a template for field porting of fabric tiles only.
- Can be used as a replacement on all Beam Technology tiles.
- **Must order communication Data Bracket(s)(VZAJ-0000) if using Data Faceplates.**

To Order, Specify:

- 1) Product number.
 - 2) Trim color.
- TR-R Beige
 - TR-AK Chalk
 - TR-K Charcoal
 - TR-J Graphite
 - TR-G Gray Tone
 - TR-TW Plaster
 - TR-AA Putty
 - TR-E Smoke

| Number | Price |
|-------------|----------|
| VZAP-0000-J | \$ 14.28 |

Communication Data Bracket — Beam



VZAJ-0000
Class BC – Discount Group XI

Feature

- Includes one black single-sided communication bracket and attachment hardware.

Specification Tips

- Communication Data Bracket is required for the attachment of furniture data plates.
- Only for use with Beam.
- Not for use on 24”(610mm)W tiles.
- 30”(762mm)W tiles can accommodate only one bezel.
- Bezel communication port opening accepts furniture data plates.

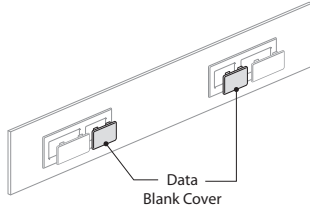
To Order, Specify:

- 1) Product number.
- (No finish specification required.)

| Number | Price |
|-----------|----------|
| VZAJ-0000 | \$ 92.55 |

Electrical Components

Data Blank Cover — Beam



VZAD-0000-B
Class BC – Discount Group XI

Features

- Includes one blank cover.
- Used to cover unused 3.25"(83mm) x 2"(51mm) data openings in Beam bezel (VZAP-0000-J) only.
- Mounts directly to the Beam Power and Communication Bezel.

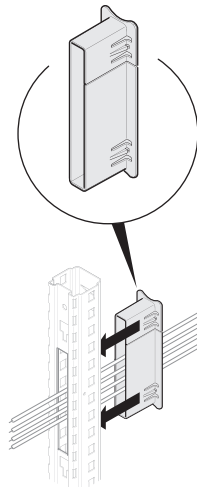
To Order, Specify:

- 1) Product number.
- 2) Trim color.

| | |
|-------|-----------|
| TR-R | Beige |
| TR-AK | Chalk |
| TR-K | Charcoal |
| TR-J | Graphite |
| TR-G | Gray Tone |
| TR-TW | Plaster |
| TR-AA | Putty |
| TR-E | Smoke |

| Height | Width | Number | Price |
|--------------|--------------|-------------|---------|
| 1.625"(41mm) | 3.125"(79mm) | VZAD-0000-B | \$ 8.92 |

Frame Rail Grommet



VZEG-0601-V
Class BC – Discount Group XI

Features

- Includes 12 grommets.
- Additional protection for cables threaded through frame.

To Order, Specify:

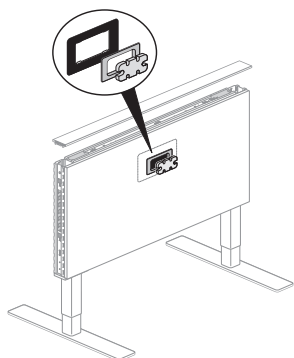
- 1) Product number.
(No color specification required.)

Specification Tips

- For use in frames 26"(660mm) to 74"(1880mm)H.
- Inserts into the utility cutouts in the vertical panel frame tubes, only.
- Not for use in cutouts in horizontal panel frame tubes.
- Field installed; inserts into utility cutouts.

| Number | Price |
|-------------|----------|
| VZEG-0601-V | \$234.26 |

Tile Grommet Kit



VZAG
Class BC – GSA Open Market

Features

- Includes one black grommet, black filler plate and mounting hardware.
- For use with any tile material.
- Dimensions:
–Outside: 2.75"(51mm)H x 4.75"(102mm)W
–Inside: 1.875"(48mm)H x 3.875"(98mm)W
- Available in black only.

To Order, Specify:

- 1) Product number.
(No finish specification required.)

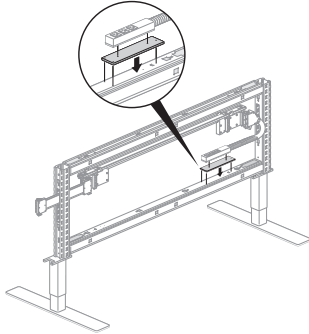
Specification Tips

- Requires field cutting of tile.
- Can be used to pass Jumper, conduit Power Tap or power cords through a tile.
- Cord applications should be reviewed by local authorities prior to ordering due to varying local codes.
- Grommet cannot be positioned over frame, power distribution assembly or Jumper.

| Height | Width | Number | Price |
|-------------|--------------|-----------|----------|
| 2.75"(70mm) | 4.75"(121mm) | VZAG-0305 | \$ 93.30 |

Electrical Components

Frame Mounted Power Tap Bracket — Concealed



VZAB
Class BC – Discount Group XI

Features

- Includes one power tap mounting bracket and mounting hardware.
- For use with conduit vertical Power Tap and Tile Grommet Kit.

Specification Tips

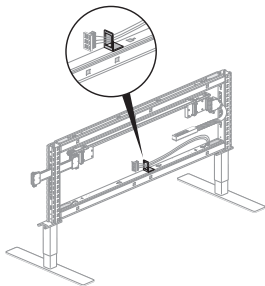
- Used to mount 30"(762mm) vertical conduit Power Tap to interior of Full Panel or Connections Frame; specified separately.
- Not for use with plugs that are more than 2"(51mm)W.
- Not for use with corded Enhanced Power Module, Flush Mount, Flip Top, workware Interface units with 4 or more power ports.
- 24"(610mm) and 30"(762mm) frames accommodate one power tap bracket. Frames over 30"(762mm) accommodate two power tap brackets.
- Application should be reviewed by local authorities prior to ordering due to varying local codes.

To Order, Specify:

- 1) Product number.
(No finish specification required.)

| Height | Width | Number | Price |
|------------|-------------|-----------|-----------|
| 1.5"(38mm) | 7.5"(191mm) | VZAB-0208 | \$ 124.42 |

Frame Mounted Data Plate Bracket — Concealed



VZAB-0204
Class BC – Discount Group XI

Features

- Includes one data plate mounting bracket and mounting hardware.
- For use with data plates that fit 2.71"(69mm) x 1.38"(35mm) opening.

Specification Tips

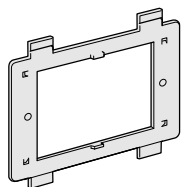
- Used to mount data plate to interior of Full Panel or Connections frame.
- 24"(610mm) and 30"(762mm) frames accommodate one Data Plate Bracket. Frames over 30"(762mm) accommodate two Data Plate Brackets.
- Application should be reviewed by local authorities prior to ordering due to varying local codes.

To Order, Specify:

- 1) Product number.
(No finish specification required.)

| Height | Width | Number | Price |
|-----------|------------|-----------|----------|
| 4"(102mm) | 1.5"(38mm) | VZAB-0204 | \$ 62.23 |

Adaptor Plate, Single Gang



VZAP-0000-G
Class BC – Discount Group XI

Features

- Single Gang Adaptor Plate includes one communication adaptor plate.
- Single Gang Plate provides backer plate to mount standard single gang communication outlet plate (NEMA WD-6 configuration) on a raceway cover with single gang option.
- Provides 2.25"(57mm)H x 3.75"(95mm)W opening.
- Black finish only.

Specification Tips

- Single gang porting of fabric tiles is not recommended.
- Single gang raceway cover 30"(762mm) or wider may be ordered separately.

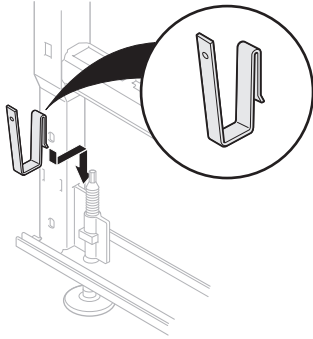
To Order, Specify:

- 1) Product number.
(No finish specification required.)

| Description | Number | Price |
|----------------------------|-------------|----------|
| Adaptor Plate, Single Gang | VZAP-0000-G | \$ 56.06 |

Electrical Components

Cable Management Bracket



VZBC-0000
Class BC – Discount Group XI

Features

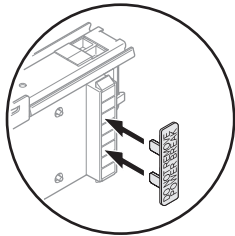
- Includes 8 cable management brackets.
- Manages communication cables horizontally in the base raceway.
- Works within base raceways only.
- Not for use with tiles to the floor.

To Order, Specify:

- 1) Product number.
(No finish specification required.)

| Height | Depth | Width | Number | Price |
|------------|------------|------------|-----------|----------|
| 3.8"(97mm) | 1.5"(38mm) | 0.4"(10mm) | VZBC-0000 | \$ 58.82 |

Power Break Marker



NEP-1
Class BC – Discount Group XI

Features

- Includes box of fifty plastic markers.
- Use one marker at each power distribution assembly to close the flex connector site wherever an improper electrical connection may occur.
- Features following message: "Do not remove – Power Break."

To Order, Specify:

- 1) Product number.
(No finish specification required.)

| Number | Price |
|--------|-----------|
| NEP-1 | \$ 254.19 |

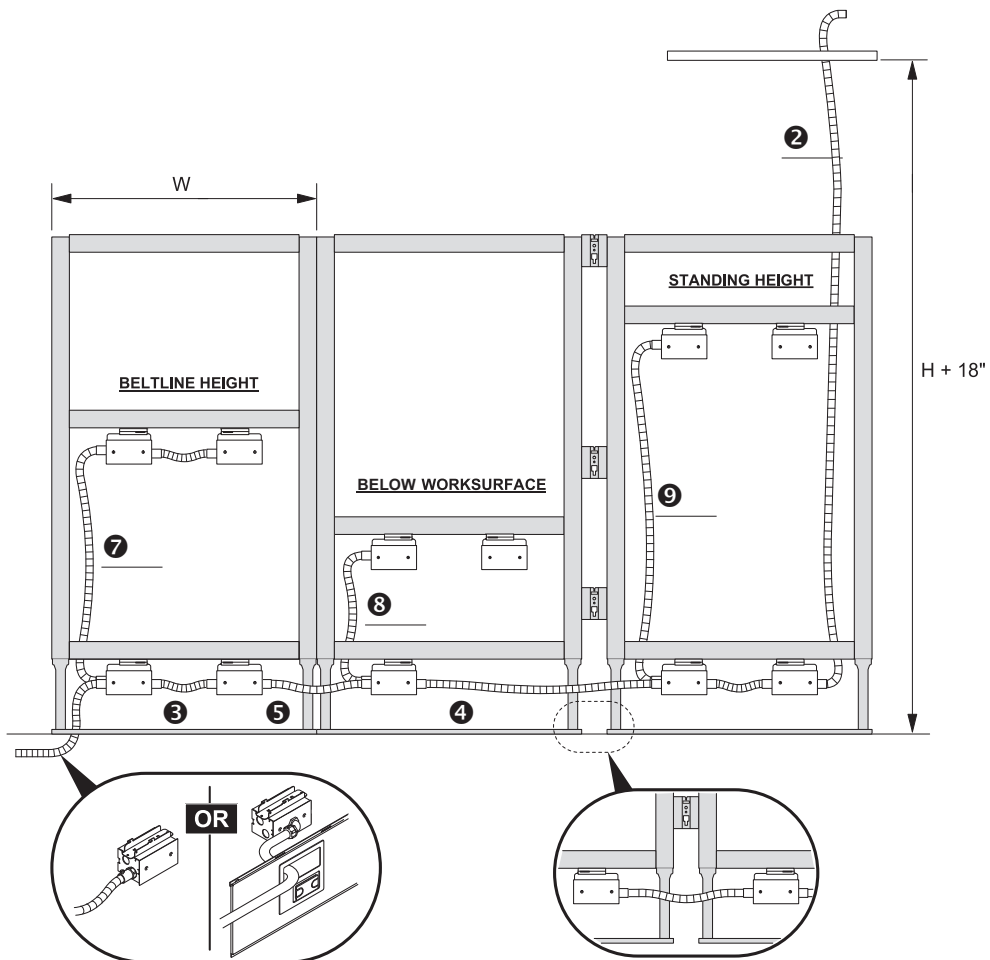
Power Distribution for Hardwire Applications

Hardwire power applications are designed to address non-modular power planning solutions.

1. Power distribution from building-to-panel.
2. Vertical power distribution.
3. Horizontal power distribution.

| Infeeds | Applications |
|-------------|----------------------------------|
| ① Base Feed | 48" (1219mm) or as required |
| ② Top Feed | Ceiling Height (H) + 18" (457mm) |

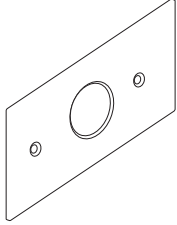
| Panel Applications | Panel Applications |
|---|-------------------------------|
| ③ Between two junction boxes on one panel | Panel Width (W) – 21" (533mm) |
| ④ Between junction boxes if one per panel | Panel Width (W) – 5" (127mm) |
| ⑤ Across panel connection | 12" (305mm) |
| ⑥ Across 3- or 4-Way connection | 16" (406mm) |
| ⑦ Base to Beltline | 40" (1016mm) |
| ⑧ Base to under worksurface | 24" (610mm) |
| ⑨ Base to standing height | 56" (1422mm) |



Electrical Components

Hardwire

Base Feed Hardwire Plate



VZEB-0000-C



Class BC – Discount Group XI

Feature

- Includes one junction box cover plate with 0.5”(13mm) hole.

Specification Tips

- For floor, column, or wall hardwire connections to fixed power installations.
- Conduit and fillings are field supplied.

To Order, Specify:

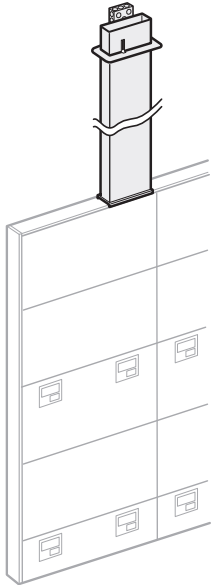
1) Product number.

2) Trim color.

- TR-R Beige
- TR-AK Chalk
- TR-K Charcoal
- TR-J Graphite
- TR-G Gray Tone
- TR-TW Plaster
- TR-AA Putty
- TR-E Smoke

| Description | Number | Price |
|--------------------|-------------|----------|
| Hardwire (Chicago) | VZEB-0000-C | \$ 96.48 |

Top Feed Module, Hardwired (Pole Only)



VZET-NT
VZET-NW



Class BC – Discount Group XI

Features

- Includes one electrical box, ceiling bezel plate, pole and hardware.
- For connection to the electrical source located in space above a drop ceiling.
- Pole longer than 120”(3048mm) will consist of two sections.
- Removable cover on poles provides access to pathway.
- Routes power to base raceway, below worksurface, beltline or standing height.

Specification Tips

- For routing and cabling capacities, see Specification Guide.
- Not for use with:
 - 18”(457mm)W frames.
 - Glass panels.
 - Glass stack frames.
- Mounts on top of the frame at either end of the frame.
- Requires field cut of top cap/work rail.
- Application may require approval of local authority having jurisdiction (AHJ); ensure compliance before placing orders and installation.

To Order, Specify:

1) Product number, including:

1 Trim Option

- A** Aluminum or Wood
- H** Steel

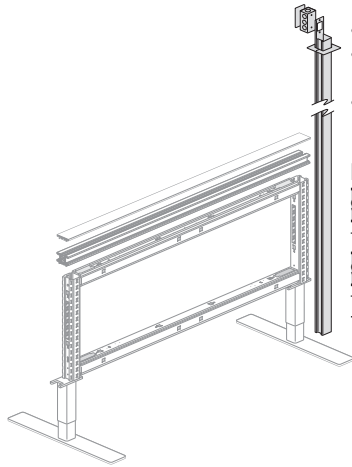
2) Trim color.

| Panel Height | Pole Length | Number | Trim | |
|---------------------------|--------------|---------------|----------|------------|
| | | | A | B |
| 10' Ceiling Height | | | | |
| 26”(660mm) | 120”(3048mm) | VZET-2600-NT | \$942.39 | \$ 1137.00 |
| 28”(711mm) | 120”(3048mm) | VZET-2800-NTG | 940.53 | 1133.70 |
| 34”(864mm)-58”(1473mm) | 95”(2413mm) | VZET-3400-NT | 929.37 | 1113.90 |
| 66”(1676mm)-90”(2286mm) | 66”(1676mm) | VZET-6600-NT | 867.99 | 1005.00 |
| 12' Ceiling Height | | | | |
| 26”(660mm) | 148”(3759mm) | VZET-2600-NW | \$987.03 | \$ 1216.20 |
| 28”(711mm) | 148”(3759mm) | VZET-2800-NWG | 983.31 | 1209.60 |
| 34”(864mm)-50”(1270mm) | 120”(3048mm) | VZET-3400-NW | 972.15 | 1189.80 |
| 58”(1473mm)-90”(2286mm) | 95”(2413mm) | VZET-6600-NW | 912.63 | 1084.20 |

Electrical Components

Hardwire

End-of-Run Top Feed Module, Hardwired (Pole Only) — Connections and Below WS Power



VZET-NTEC
VZET-NWEC



Class BC – Discount Group XI

Features

- Includes one electrical box, ceiling bezel plate, pole and hardware.
- For connection to the electrical source located in space above a drop ceiling.
- Removable cover on poles provides access to pathway.
- Pole longer than 120”(3048mm) will consist of two sections.

Specification Tips

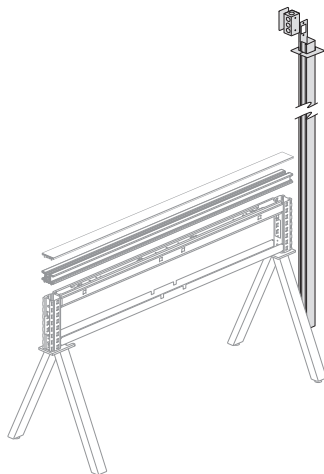
- For routing and cabling capacities, see Specification Guide.
- Mounts to the end of the frame replacing end-of-run trim.
- Specification of end-of-run trim not necessary when using End-of-Run Top Feed.
- Not for use with 2-way, 3-way or 4-way applications.
- Application may require approval of local authority having jurisdiction (AHJ); ensure compliance before placing orders and installation.
- For use with Connections or below worksurface power.

To Order, Specify:

- 1) Product number.
- 2) Trim color.

| Pole Length | Number | Trim | |
|--------------------------------|----------------|-----------|-----------|
| | | A | B |
| 9.5' Ceiling Height | | | |
| 120”(3048mm) | VZET-2600-NTEC | \$1318.08 | \$1512.69 |
| 9.5'-12' Ceiling Height | | | |
| 148”(3759mm) | VZET-2600-NWEC | \$1362.72 | \$1591.89 |

End-of-Run Top Feed Module, Hardwired (Pole Only) — Beam Only



VZET-NTEJ
VZET-NWEJ



Class BC – Discount Group XI

Features

- Includes one electrical box, ceiling bezel plate, pole and hardware.
- For connection to the electrical source located in space above a drop ceiling.
- Removable cover on poles provides access to pathway.
- Pole longer than 120”(3048mm) will consist of two sections.

Specification Tips

- For routing and cabling capacities, see Specification Guide.
- Mounts to the end of the frame replacing end-of-run trim.
- Specification of end-of-run trim not necessary when using End-of-Run Top Feed.
- Not for use with 2-way, 3-way or 4-way applications.
- Application may require approval of local authority having jurisdiction (AHJ); ensure compliance before placing orders and installation.

To Order, Specify:

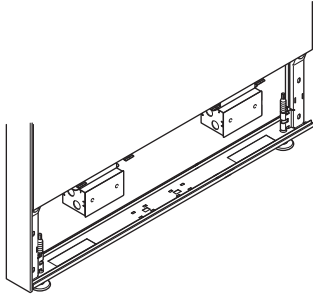
- 1) Product number.
- 2) Trim color.

| Pole Length | Number | Trim | |
|--------------------------------|----------------|-----------|-----------|
| | | A | B |
| 9.5' Ceiling Height | | | |
| 120”(3048mm) | VZET-2600-NTEJ | \$1318.08 | \$1512.69 |
| 9.5'-12' Ceiling Height | | | |
| 148”(3759mm) | VZET-2600-NWEJ | \$1362.72 | \$1591.89 |

Electrical Components

Hardwire

Raceway Retrofit Kits



VZEK-C



Class BC – Discount Group XI

Features

- Hardwired power option kits includes two junction boxes, four blank plates and optional base covers. (Conduit and wiring field supplied)
- Converts non-powered frames to powered frames.

Specification Tips

- 8”(203mm) tiles cannot be used in place of base raceway cover.
- Not for use with tile to floor applications.
- 24”(610mm) raceway covers provide only one opening for power and data access on left side.
- **For single gang option, frame width must be 30”(762mm) or greater.**
- Order single gang adaptor plate separately (VZAP-000-G).
- Refer to Specification Guide for Planning with Utilities.
- **Receptacle and data blank covers must be specified separately.**

To Order, Specify:

1) Product number, including:

1 Cover Option Side One

(see chart below for upcharges)

- N** Tile to Floor
- H** Cover with knockouts
- B** Cover without knockouts
- G** Single Gang

2 Cover Option Side Two

(see chart below for upcharges)

- N** Tile to Floor
- H** Cover with knockouts
- B** Cover without knockouts
- G** Single Gang

2) Trim color for cover side 1.

3) Trim color for cover side 2.

| Cover Option | Side One | | Side Two | |
|--------------|----------|----------|----------|----------|
| | Trim A | Trim B | Trim A | Trim B |
| H | \$135.14 | \$145.20 | \$135.14 | \$145.20 |
| B | 135.14 | 145.20 | 135.14 | 145.20 |
| G | 159.25 | 166.61 | 159.25 | 166.61 |

Panel Width

Number 12

Trim

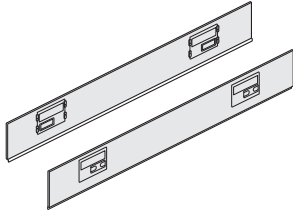
A B

| Panel Width | Number 12 | Trim A | Trim B |
|-------------|-----------------|----------|-----------|
| 24”(610mm) | VZEK-OR24-C ■ ■ | \$368.34 | \$ 381.26 |
| 30”(762mm) | VZEK-OR30-C ■ ■ | 386.36 | 401.08 |
| 36”(914mm) | VZEK-OR36-C ■ ■ | 404.38 | 420.90 |
| 42”(1067mm) | VZEK-OR42-C ■ ■ | 422.40 | 440.72 |
| 48”(1219mm) | VZEK-OR48-C ■ ■ | 440.42 | 460.54 |
| 54”(1372mm) | VZEK-OR54-C ■ ■ | 458.44 | 480.36 |
| 60”(1524mm) | VZEK-OR60-C ■ ■ | 476.46 | 500.18 |
| 72”(1829mm) | VZEK-OR72-C ■ ■ | 1142.40 | 1169.72 |

Electrical Components

Hardwire

Raceway Covers



VZEK-N



Class BC – Discount Group XI

Features

- Includes two single covers unless tile to floor option is specified which includes one cover.

Specification Tips

- For single gang option, panel width must be 30"(762mm) or greater. Order adaptor plate separately (VZAP-0000-G).
- 8"(203mm) tiles cannot be used in place of base raceway cover.
- 18"(457mm) raceway cover has no knockouts.
- 24"(610mm) raceway covers provide only one knockout located on left side.
- Refer to Specification Guide for Planning with Utilities.
- Receptacle and data blank covers must be specified separately.**

To Order, Specify:

1) Product number, including:

1 Cover Option Side One

(see chart below for upcharges)

- N** Tile to Floor
- H** Cover with knockouts
- B** Cover without knockouts
- G** Single gang

2 Cover Option Side Two

(see chart below for upcharges)

- H** Cover with knockouts
- B** Cover without knockouts
- G** Single gang

2) Trim color for cover side 1.

3) Trim color for cover side 2.

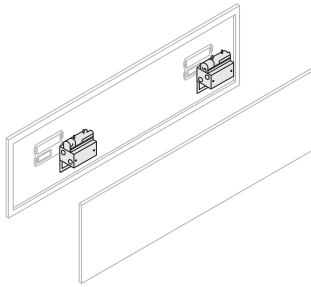
| Cover Option | Side One | | Side Two | |
|--------------|----------|----------|----------|----------|
| | Trim A | Trim B | Trim A | Trim B |
| H | \$135.14 | \$148.06 | \$135.14 | \$148.06 |
| B | 135.14 | 148.06 | 135.14 | 148.06 |
| G | 24.11 | 38.33 | 24.11 | 38.33 |

| Panel Width | Number ①② | Trim | |
|-------------|-----------------|----------|----------|
| | | A | B |
| 18"(457mm) | VZEK-OR18-NBB | \$296.24 | \$307.36 |
| 24"(610mm) | VZEK-OR24-N ■ ■ | 179.12 | 185.58 |
| 30"(762mm) | VZEK-OR30-N ■ ■ | 197.14 | 204.50 |
| 36"(914mm) | VZEK-OR36-N ■ ■ | 215.16 | 223.42 |
| 42"(1067mm) | VZEK-OR42-N ■ ■ | 233.18 | 242.34 |
| 48"(1219mm) | VZEK-OR48-N ■ ■ | 251.20 | 261.26 |
| 54"(1372mm) | VZEK-OR54-N ■ ■ | 269.22 | 280.18 |
| 60"(1524mm) | VZEK-OR60-N ■ ■ | 287.24 | 299.10 |
| 72"(1829mm) | VZEK-OR72-N ■ ■ | 408.81 | 422.47 |

Electrical Components

Hardwire

Hardwire Power Kit — Single Sided for 26”(660mm)H Below WS, Connections and 42”(1067mm)H Panels at the Beltline



VZEK-2600-C1
Class BC – Discount Group XI

Features

- Includes two 24 cubic inch junction boxes, four blank plates and mounting hardware.
- Provides power access behind a tile with technology option or field ported fabric tile at below worksurface for 26”(660mm)H and Connections panels and at the beltline for 42”(1067mm)H panels.
- Conduit, fittings, wiring, and receptacles are field supplied.
- Conforms to city of Chicago code.

Specification Tips

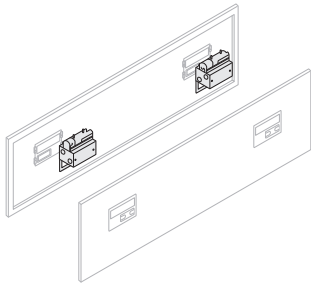
- For use with Technology tile or field ported fabric tile on one side of frame only. Opposite side of frame can use any standard/non-technology tile.
- For use with non-technology hard surface tiles on back side.
- **Not for use with 8”(203mm)H tiles.**
- Power kit connects directly to the panel frame.
- Specify receptacle plates separately.

To Order, Specify:

- 1) Product number.
- 2) Trim color.
 - TR-R Beige
 - TR-AK Chalk
 - TR-K Charcoal
 - TR-J Graphite
 - TR-G Gray Tone
 - TR-TW Plaster
 - TR-AA Putty
 - TR-E Smoke

| Panel / Frame Width | Number | Price |
|------------------------|--------------|----------|
| 24”(610mm)-60”(1524mm) | VZEK-2600-C1 | \$223.23 |

Hardwire Power Kit — Double Sided for 26”(660mm)H Below WS, Connections and 42”(1067mm)H Panels at the Beltline



VZEK-2600-C2
Class BC – Discount Group XI

Features

- Includes two 29 cubic inch junction boxes, four blank plates and mounting hardware.
- Provides power access behind a tile with technology option or field ported fabric tile at below worksurface for 26”(660mm)H and Connections panels and at the beltline for 42”(1067mm)H panels.
- Conduit, fittings, wiring, and receptacles are field supplied.
- Conforms to city of Chicago code.

Specification Tips

- For use with matching width tile with technology option or field ported fabric tile.
- **Not for use with 8”(203mm)H tiles.**
- **Not for use with non-technology hard surface tiles on the back side.**
- Power kit connects directly to the panel frame.
- Specify receptacle plates separately.
- Match tile height on both sides of the frame.

To Order, Specify:

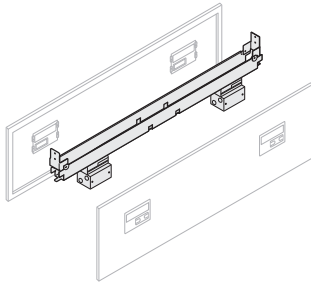
- 1) Product number.
- 2) Trim color.
 - TR-R Beige
 - TR-AK Chalk
 - TR-K Charcoal
 - TR-J Graphite
 - TR-G Gray Tone
 - TR-TW Plaster
 - TR-AA Putty
 - TR-E Smoke

| Panel / Frame Width | Number | Price |
|------------------------|--------------|----------|
| 24”(610mm)-60”(1524mm) | VZEK-2600-C2 | \$223.23 |

Electrical Components

Hardwire

Hardwire Power Kit for Beltline, 50”(1270mm)H or Greater, Below WS and Standing Height



VZEK-C



Class BC – Discount Group XI

Features

- Includes two junction boxes, four blank plates, crossbar, brackets, aligner light block and mounting hardware.
Exception: 24”(610mm) hardwire kit includes one junction box, two blank plates, crossbar, brackets, aligner light block and mounting hardware.
- Provides power access behind a tile with technology option or field ported fabric tile at the beltline, below beltline or standing height.
- Conduit, fittings, wiring and receptacles are field supplied.
- Conforms to city of Chicago code.

Specification Tips

- For use with matching width tile with technology option or field ported fabric tile.
- **Not for use with 8”(203mm)H tiles.**
- **Not for use with non-technology hard surface tiles on the back side.**
- Not for use at standing height on 58”(1473mm)H panel.
- Specify receptacle plates separately.
- Match tile height on both sides of the frame.
- Refer to Specification Guide for planning with utilities.

To Order, Specify:

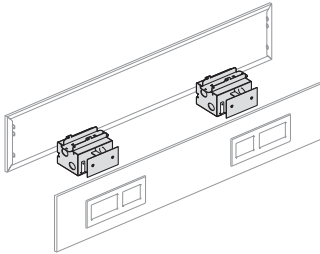
- 1) Product number.
 - 2) Trim color.
- TR-R Beige
TR-AK Chalk
TR-K Charcoal
TR-J Graphite
TR-G Gray Tone
TR-TW Plaster
TR-AA Putty
TR-E Smoke

| Panel / Frame Width | Number | Price |
|---------------------|-------------|-----------|
| 24”(610mm) | VZEK-OB24-C | \$ 325.17 |
| 30”(762mm) | VZEK-OB30-C | 332.97 |
| 36”(914mm) | VZEK-OB36-C | 340.77 |
| 42”(1067mm) | VZEK-OB42-C | 348.57 |
| 48”(1219mm) | VZEK-OB48-C | 356.37 |
| 54”(1372mm) | VZEK-OB54-C | 364.17 |
| 60”(1524mm) | VZEK-OB60-C | 371.97 |
| 72”(1829mm) | VZEK-OB72-C | 613.10 |

Electrical Components

Hardwire

Hardwire Power Kit — Single Sided for Beam



VZEK-0800-C1
Class BC – Discount Group XI

Features

- Single sided kit includes two 24 cubic inch junction boxes and four blank plates and mounting hardware.
- Conduit, fittings, wiring, and receptacles are field supplied.
- Conforms to city of Chicago code.

Specification Tips

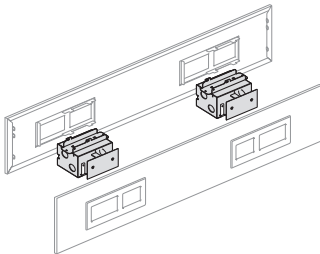
- For use with Technology tile or field ported fabric tile on one side of frame only. Opposite side of frame can use any standard/non-technology tile.
- Provides technology access to one side of the frame.
- Specify receptacle plates separately.

To Order, Specify:

- 1) Product number.
 - 2) Trim color.
- TR-R Beige
TR-AK Chalk
TR-K Charcoal
TR-J Graphite
TR-G Gray Tone
TR-TW Plaster
TR-AA Putty
TR-E Smoke

| Frame Width | Number | Price |
|------------------------|--------------|----------|
| 24"(610mm)-72"(1829mm) | VZEK-0800-C1 | \$223.23 |

Hardwire Power Kit — Double Sided for Beam



VZEK-0800-C2
Class BC – Discount Group XI

Features

- Double sided kit includes two 29 cubic inch junction boxes and four blank plates and mounting hardware.
- Conduit, fittings, wiring, and receptacles are field supplied.
- Conforms to city of Chicago code.

Specification Tips

- **Not for use with non-technology hard surface tile on the back side.**
- For use with Technology tile or field ported fabric tile.
- Provides technology access to both sides of the frame.
- Specify receptacle plates separately.

To Order, Specify:

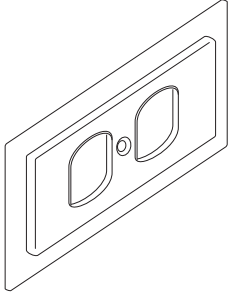
- 1) Product number.
 - 2) Trim color.
- TR-R Beige
TR-AK Chalk
TR-K Charcoal
TR-J Graphite
TR-G Gray Tone
TR-TW Plaster
TR-AA Putty
TR-E Smoke

| Frame Width | Number | Price |
|------------------------|--------------|----------|
| 24"(610mm)-72"(1829mm) | VZEK-0800-C2 | \$223.23 |

Electrical Components

Hardware

Receptacle Plate, Hardwired



VZAP-0000-C
Class BC – Discount Group XI

Features

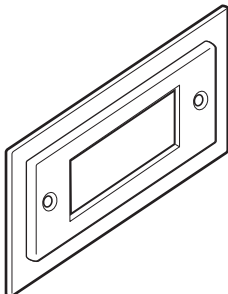
- Includes 4 receptacle plates.
- Mounts to hardwired junction box to allow mounting of a duplex receptacle. Hardwired Plate aligns receptacle with opening of bezel in Technology Tile or Base Raceway Cover.

To Order, Specify:

- 1) Product number.
 - 2) Trim color.
- TR-R Beige
 - TR-AK Chalk
 - TR-K Charcoal
 - TR-J Graphite
 - TR-G Gray Tone
 - TR-TW Plaster
 - TR-AA Putty
 - TR-E Smoke

| Number | Price |
|-------------|----------|
| VZAP-0000-C | \$ 53.49 |

Receptacle Plate, Hardwired



VZAP-0000-R
Class BC – Discount Group XI

Features

- Includes 4 receptacle plates.
- Mount to hardwired junction box to allow mounting of duplex receptacle. Hardwired Plate aligns receptacle with opening of bezel.

Specification Tip

- For use with Decora® receptacles with a rectangular face.

To Order, Specify:

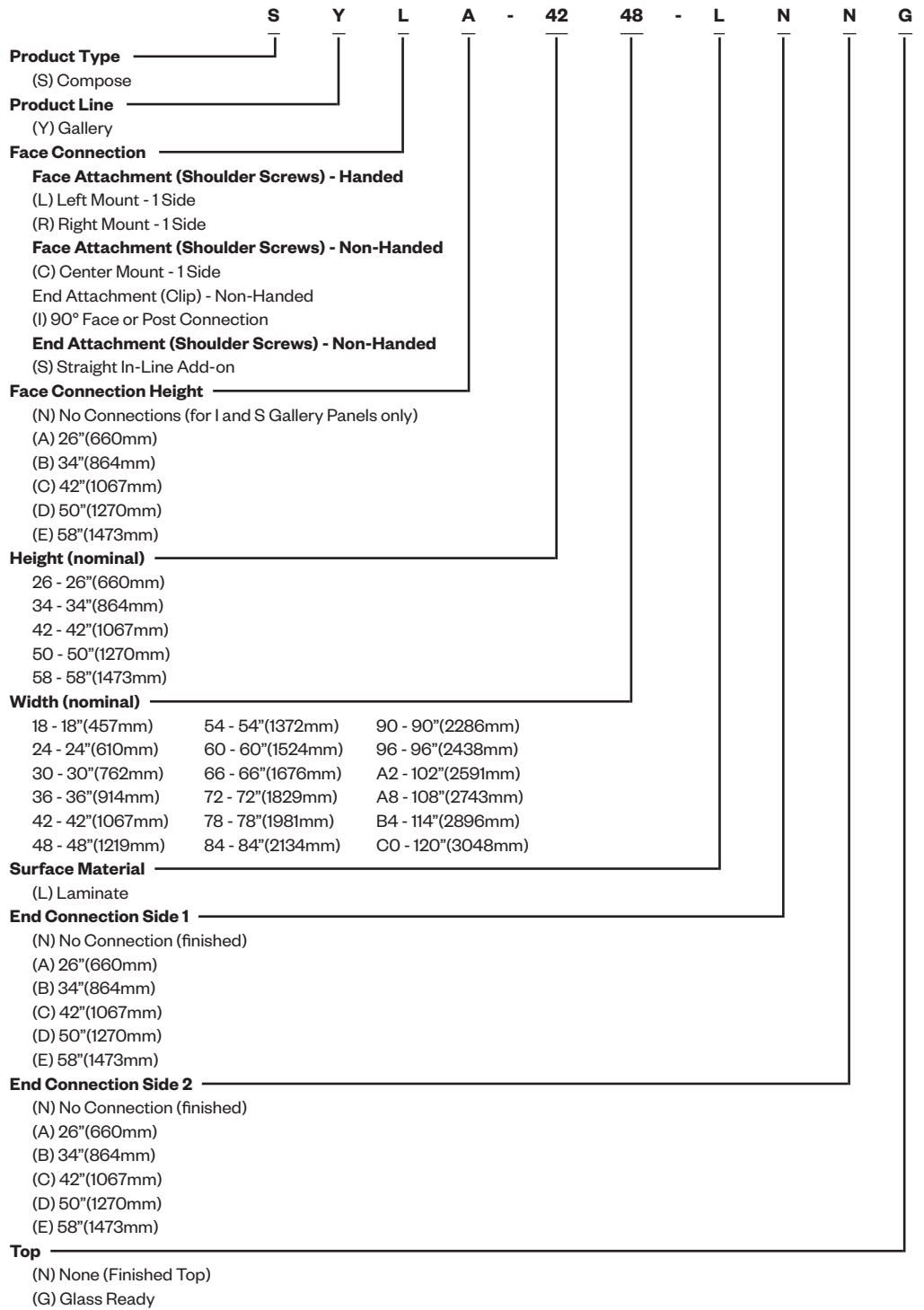
- 1) Product number.
 - 2) Trim color.
- TR-R Beige
 - TR-AK Chalk
 - TR-K Charcoal
 - TR-J Graphite
 - TR-G Gray Tone
 - TR-TW Plaster
 - TR-AA Putty
 - TR-E Smoke

| Number | Price |
|-------------|----------|
| VZAP-0000-R | \$ 53.49 |

Gallery Panel

Gallery Panel to Gallery Panel

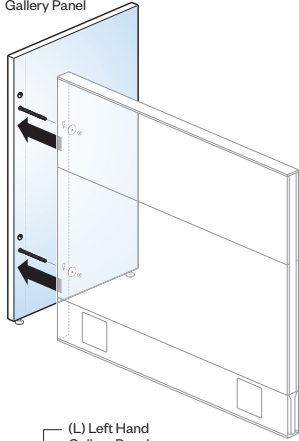
Catalog Logic



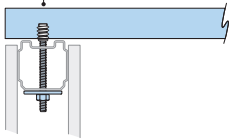
Gallery Panel to Compose Panel End-of-Run

L/R (Left or Right Mount)

(L) Left Hand Gallery Panel

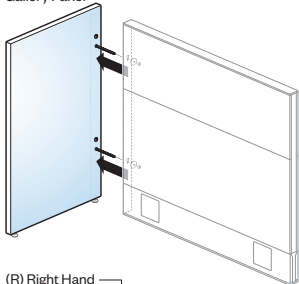


(L) Left Hand Gallery Panel

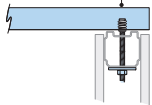


SYLW (Left Face)
SYLZ

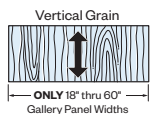
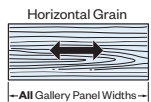
(R) Right Hand Gallery Panel



(R) Right Hand Gallery Panel



SYRW (Right Face)
SYRZ



Class BC - Discount Group IX

Features

- Includes one pre-drilled, finished panel and attachment hardware.
- Gallery Panel is 1.18" (30mm) thick. Compose panel adds 3" (76mm) to width.
- High Pressure Laminate (HPL) panel has 1mm edgeband.
- Glides provide 1.5" (38mm) level adjustment.
- Panel and hardware are field installed.
- Rail for glass ready option standard in black.
- Handedness is determined by Face Connection.

Specification Tips

- For use at the end of a Compose Full Panel Frame. Takes the place of End-of-Run Trim. Separately specify Variable Height End-of-Run Trim if the Gallery Panel is shorter than the Panel application.
- Not for use with Compose Glass Panels.
- Gallery Panels and Compose Panel Frames can be the same height, lower or taller than each other. Full Panel Frame attachment heights on the Face of the Gallery Panel are available at 26" (660mm)H or 50" (1270mm)H:
 - If the Gallery Panel or Compose Panel Frame are 42" (1067mm)H or lower, select W (26" (660mm)H) for mounting height.
 - If the Gallery Panel and Compose Panel Frame are 50" (1270mm)H or higher select Z (50" (1270mm)H) for mounting height.
 - In conditions with Stack Frames, choose connection based on height of Full Panel Frame. **DO NOT MATCH HEIGHT OF STACK FRAME(S).**
- Gallery Panel has one Face connection only; select RH or LH.
- Gallery Panel End attachment is not allowed on the same hand as the Face attachment. Refer to the Specification Guide for Face and End mounting application guidelines.
- Specify No Glass option when using Glass Topper Holder Kit.
- "No Glass" Gallery Panels option cannot be retrofit to Glass Ready Option.
- Separately specify:
 - Insert Glass for Glass-Ready Gallery Panels
 - Glass Topper Holder Kit

To Order, Specify:

1) Product number, including:

1 Face Handed Connection

- L** Left Face
- R** Right Face

2 Face Connection Height

- W** 26" (660mm)H-42" (1067mm)H Frame
- Z** 50" (1270mm)H or higher Frame

3 Left End (Finished End or Connection End)

- N** No Connection (Finished End)
- A** 26" (660mm)H Connection (not available for Left-Hand orientation)
- B** 34" (864mm)H Connection (not available for Left-Hand orientation)
- C** 42" (1067mm)H Connection (not available for Left-Hand orientation)
- D** 50" (1270mm)H Connection (not available for Left-Hand orientation)
- E** 58" (1473mm)H Connection (not available for Left-Hand orientation)

4 Right End (Finished End or Connection End)

- N** No Connection (Finished End)
- A** 26" (660mm)H Connection (not available for Right-Hand orientation)
- B** 34" (864mm)H Connection (not available for Right-Hand orientation)
- C** 42" (1067mm)H Connection (not available for Right-Hand orientation)
- D** 50" (1270mm)H Connection (not available for Right-Hand orientation)
- E** 58" (1473mm)H Connection (not available for Right-Hand orientation)

5 Glass Options

- N** No Glass (Finished Top)
- G** Glass Ready

2) Laminate surface color.

3) Edgeband color.

Gallery Panel to Compose Panel End-of-Run

L/R (Left or Right Mount)

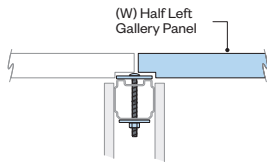
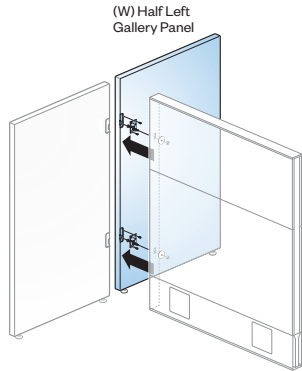
| Nominal Height | Actual Width | Nominal Width | Number | | No Glass HPL | | Glass Ready HPL | |
|--|--------------|---------------|--------|----------|--------------|-----------|-----------------|-----------|
| | | | ①② | ③④⑤ | A | B | A | B |
| Gallery Panels 26"(660mm)H-42"(1067mm)H | | | | | | | | |
| 26"(660mm) | 21"(533mm) | 18"(457mm) | SY | W-2618-L | \$ 487.58 | \$ 490.25 | \$ 716.17 | \$ 718.84 |
| | 27"(686mm) | 24"(610mm) | SY | W-2624-L | 520.22 | 528.23 | 803.31 | 811.32 |
| | 33"(838mm) | 30"(762mm) | SY | W-2630-L | 552.86 | 566.21 | 890.45 | 903.80 |
| | 39"(991mm) | 36"(914mm) | SY | W-2636-L | 740.94 | 759.63 | 1133.03 | 1151.72 |
| | 45"(1143mm) | 42"(1067mm) | SY | W-2642-L | 870.73 | 894.76 | 1317.32 | 1341.35 |
| | 51"(1295mm) | 48"(1219mm) | SY | W-2648-L | 903.37 | 932.74 | 1404.46 | 1433.83 |
| | 57"(1448mm) | 54"(1372mm) | SY | W-2654-L | 936.01 | 970.72 | 1491.60 | 1526.31 |
| | 63"(1600mm) | 60"(1524mm) | SY | W-2660-L | 968.65 | 1008.70 | 1578.74 | 1618.79 |
| | 69"(1753mm) | 66"(1676mm) | SY | W-2666-L | 1001.29 | 1046.68 | 1665.88 | 1711.27 |
| | 75"(1905mm) | 72"(1829mm) | SY | W-2672-L | 1033.93 | 1084.66 | 1753.02 | 1803.75 |
| | 81"(2057mm) | 78"(1981mm) | SY | W-2678-L | 1066.57 | 1122.64 | 1840.16 | 1896.23 |
| | 87"(2210mm) | 84"(2134mm) | SY | W-2684-L | 1099.21 | 1160.62 | 1927.30 | 1988.71 |
| | 93"(2362mm) | 90"(2286mm) | SY | W-2690-L | 1131.85 | 1198.60 | 2014.44 | 2081.19 |
| | 99"(2515mm) | 96"(2438mm) | SY | W-2696-L | 1164.49 | 1236.58 | 2101.58 | 2173.67 |
| | 105"(2667mm) | 102"(2591mm) | SY | W-26A2-L | 1197.13 | 1274.56 | 2188.72 | 2266.15 |
| | 111"(2819mm) | 108"(2743mm) | SY | W-26A8-L | 1229.77 | 1312.54 | 2275.86 | 2358.63 |
| | 117"(2972mm) | 114"(2896mm) | SY | W-26B4-L | 1262.41 | 1350.52 | 2363.00 | 2451.11 |
| 27"(686mm) | 21"(533mm) | 18"(457mm) | SY | W-2718-L | \$ 495.35 | \$ 499.29 | \$ 723.94 | \$ 727.88 |
| | 27"(686mm) | 24"(610mm) | SY | W-2724-L | 527.99 | 537.27 | 811.08 | 820.36 |
| | 33"(838mm) | 30"(762mm) | SY | W-2730-L | 560.63 | 575.25 | 898.22 | 912.84 |
| | 39"(991mm) | 36"(914mm) | SY | W-2736-L | 748.71 | 768.67 | 1140.80 | 1160.76 |
| | 45"(1143mm) | 42"(1067mm) | SY | W-2742-L | 878.50 | 903.80 | 1325.09 | 1350.39 |
| | 51"(1295mm) | 48"(1219mm) | SY | W-2748-L | 911.14 | 941.78 | 1412.23 | 1442.87 |
| | 57"(1448mm) | 54"(1372mm) | SY | W-2754-L | 943.78 | 979.76 | 1499.37 | 1535.35 |
| | 63"(1600mm) | 60"(1524mm) | SY | W-2760-L | 976.42 | 1017.74 | 1586.51 | 1627.83 |
| | 69"(1753mm) | 66"(1676mm) | SY | W-2766-L | 1009.06 | 1055.72 | 1673.65 | 1720.31 |
| | 75"(1905mm) | 72"(1829mm) | SY | W-2772-L | 1041.70 | 1093.70 | 1760.79 | 1812.79 |
| | 81"(2057mm) | 78"(1981mm) | SY | W-2778-L | 1074.34 | 1131.68 | 1847.93 | 1905.27 |
| | 87"(2210mm) | 84"(2134mm) | SY | W-2784-L | 1106.98 | 1169.66 | 1935.07 | 1997.75 |
| | 93"(2362mm) | 90"(2286mm) | SY | W-2790-L | 1139.62 | 1207.64 | 2022.21 | 2090.23 |
| | 99"(2515mm) | 96"(2438mm) | SY | W-2796-L | 1172.26 | 1245.62 | 2109.35 | 2182.71 |
| | 105"(2667mm) | 102"(2591mm) | SY | W-27A2-L | 1204.90 | 1283.60 | 2196.49 | 2275.19 |
| | 111"(2819mm) | 108"(2743mm) | SY | W-27A8-L | 1237.54 | 1321.58 | 2283.63 | 2367.67 |
| | 117"(2972mm) | 114"(2896mm) | SY | W-27B4-L | 1270.18 | 1359.56 | 2370.77 | 2460.15 |
| 34"(864mm) | 21"(533mm) | 18"(457mm) | SY | W-3418-L | \$ 549.74 | \$ 562.57 | \$ 778.33 | \$ 791.16 |
| | 27"(686mm) | 24"(610mm) | SY | W-3424-L | 582.38 | 600.55 | 865.47 | 883.64 |
| | 33"(838mm) | 30"(762mm) | SY | W-3430-L | 615.02 | 638.53 | 952.61 | 976.12 |
| | 39"(991mm) | 36"(914mm) | SY | W-3436-L | 803.10 | 831.95 | 1195.19 | 1224.04 |
| | 45"(1143mm) | 42"(1067mm) | SY | W-3442-L | 932.89 | 967.08 | 1379.48 | 1413.67 |
| | 51"(1295mm) | 48"(1219mm) | SY | W-3448-L | 965.53 | 1005.06 | 1466.62 | 1506.15 |
| | 57"(1448mm) | 54"(1372mm) | SY | W-3454-L | 998.17 | 1043.04 | 1553.76 | 1598.63 |
| | 63"(1600mm) | 60"(1524mm) | SY | W-3460-L | 1030.81 | 1081.02 | 1640.90 | 1691.11 |
| | 69"(1753mm) | 66"(1676mm) | SY | W-3466-L | 1063.45 | 1119.00 | 1728.04 | 1783.59 |
| | 75"(1905mm) | 72"(1829mm) | SY | W-3472-L | 1096.09 | 1156.98 | 1815.18 | 1876.07 |
| | 81"(2057mm) | 78"(1981mm) | SY | W-3478-L | 1128.73 | 1194.96 | 1902.32 | 1968.55 |
| | 87"(2210mm) | 84"(2134mm) | SY | W-3484-L | 1161.37 | 1232.94 | 1989.46 | 2061.03 |
| | 93"(2362mm) | 90"(2286mm) | SY | W-3490-L | 1194.01 | 1270.92 | 2076.60 | 2153.51 |
| | 99"(2515mm) | 96"(2438mm) | SY | W-3496-L | 1226.65 | 1308.90 | 2163.74 | 2245.99 |
| | 105"(2667mm) | 102"(2591mm) | SY | W-34A2-L | 1259.29 | 1346.88 | 2250.88 | 2338.47 |
| | 111"(2819mm) | 108"(2743mm) | SY | W-34A8-L | 1291.93 | 1384.86 | 2338.02 | 2430.95 |
| | 117"(2972mm) | 114"(2896mm) | SY | W-34B4-L | 1324.57 | 1422.84 | 2425.16 | 2523.43 |

Gallery Panel to Compose Panel End-of-Run

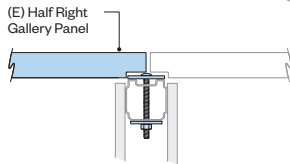
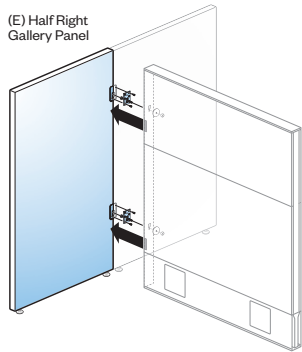
L/R (Left or Right Mount)

| Nominal Height | Actual Width | Nominal Width | Number | | No Glass HPL | | Glass Ready HPL | |
|------------------------------------|--------------|---------------|--------|----------|--------------|-----------|-----------------|------------|
| | | | ①② | ③④⑤ | A | B | A | B |
| 42"(1067mm) | 21"(533mm) | 18"(457mm) | SY | W-4218-L | \$ 611.90 | \$ 634.89 | \$ 840.49 | \$ 863.48 |
| | 27"(686mm) | 24"(610mm) | SY | W-4224-L | 644.54 | 672.87 | 927.63 | 955.96 |
| | 33"(838mm) | 30"(762mm) | SY | W-4230-L | 677.18 | 710.85 | 1014.77 | 1048.44 |
| | 39"(991mm) | 36"(914mm) | SY | W-4236-L | 865.26 | 904.27 | 1257.35 | 1296.36 |
| | 45"(1143mm) | 42"(1067mm) | SY | W-4242-L | 995.05 | 1039.40 | 1441.64 | 1485.99 |
| | 51"(1295mm) | 48"(1219mm) | SY | W-4248-L | 1027.69 | 1077.38 | 1528.78 | 1578.47 |
| | 57"(1448mm) | 54"(1372mm) | SY | W-4254-L | 1060.33 | 1115.36 | 1615.92 | 1670.95 |
| | 63"(1600mm) | 60"(1524mm) | SY | W-4260-L | 1092.97 | 1153.34 | 1703.06 | 1763.43 |
| | 69"(1753mm) | 66"(1676mm) | SY | W-4266-L | 1125.61 | 1191.32 | 1790.20 | 1855.91 |
| | 75"(1905mm) | 72"(1829mm) | SY | W-4272-L | 1158.25 | 1229.30 | 1877.34 | 1948.39 |
| | 81"(2057mm) | 78"(1981mm) | SY | W-4278-L | 1190.89 | 1267.28 | 1964.48 | 2040.87 |
| | 87"(2210mm) | 84"(2134mm) | SY | W-4284-L | 1223.53 | 1305.26 | 2051.62 | 2133.35 |
| | 93"(2362mm) | 90"(2286mm) | SY | W-4290-L | 1256.17 | 1343.24 | 2138.76 | 2225.83 |
| | 99"(2515mm) | 96"(2438mm) | SY | W-4296-L | 1288.81 | 1381.22 | 2225.90 | 2318.31 |
| | 105"(2667mm) | 102"(2591mm) | SY | W-42A2-L | 1321.45 | 1419.20 | 2313.04 | 2410.79 |
| | 111"(2819mm) | 108"(2743mm) | SY | W-42A8-L | 1354.09 | 1457.18 | 2400.18 | 2503.27 |
| | 117"(2972mm) | 114"(2896mm) | SY | W-42B4-L | 1386.73 | 1495.16 | 2487.32 | 2595.75 |
| Gallery Panels 50"(1270mm)H | | | | | | | | |
| 50"(1270mm) | 21"(533mm) | 18"(457mm) | SY | -5018-L | \$ 674.06 | \$ 707.21 | \$ 902.65 | \$ 935.80 |
| | 27"(686mm) | 24"(610mm) | SY | -5024-L | 706.70 | 745.19 | 989.79 | 1028.28 |
| | 33"(838mm) | 30"(762mm) | SY | -5030-L | 739.34 | 783.17 | 1076.93 | 1120.76 |
| | 39"(991mm) | 36"(914mm) | SY | -5036-L | 927.42 | 976.59 | 1319.51 | 1368.68 |
| | 45"(1143mm) | 42"(1067mm) | SY | -5042-L | 1057.21 | 1111.72 | 1503.80 | 1558.31 |
| | 51"(1295mm) | 48"(1219mm) | SY | -5048-L | 1089.85 | 1149.70 | 1590.94 | 1650.79 |
| | 57"(1448mm) | 54"(1372mm) | SY | -5054-L | 1122.49 | 1187.68 | 1678.08 | 1743.27 |
| | 63"(1600mm) | 60"(1524mm) | SY | -5060-L | 1155.13 | 1225.66 | 1765.22 | 1835.75 |
| | 69"(1753mm) | 66"(1676mm) | SY | -5066-L | 1187.77 | 1263.64 | 1852.36 | 1928.23 |
| | 75"(1905mm) | 72"(1829mm) | SY | -5072-L | 1220.41 | 1301.62 | 1939.50 | 2020.71 |
| | 81"(2057mm) | 78"(1981mm) | SY | -5078-L | 1253.05 | 1339.60 | 2026.64 | 2113.19 |
| | 87"(2210mm) | 84"(2134mm) | SY | -5084-L | 1285.69 | 1377.58 | 2113.78 | 2205.67 |
| | 93"(2362mm) | 90"(2286mm) | SY | -5090-L | 1318.33 | 1415.56 | 2200.92 | 2298.15 |
| | 99"(2515mm) | 96"(2438mm) | SY | -5096-L | 1350.97 | 1453.54 | 2288.06 | 2390.63 |
| | 105"(2667mm) | 102"(2591mm) | SY | -50A2-L | 1383.61 | 1491.52 | 2375.20 | 2483.11 |
| | 111"(2819mm) | 108"(2743mm) | SY | -50A8-L | 1416.25 | 1529.50 | 2462.34 | 2575.59 |
| | 117"(2972mm) | 114"(2896mm) | SY | -50B4-L | 1448.89 | 1567.48 | 2549.48 | 2668.07 |
| Gallery Panels 58"(1473mm)H | | | | | | | | |
| 58"(1473mm) | 21"(533mm) | 18"(457mm) | SY | -5818-L | \$ 736.22 | \$ 779.53 | \$ 964.81 | \$ 1008.12 |
| | 27"(686mm) | 24"(610mm) | SY | -5824-L | 768.86 | 817.51 | 1051.95 | 1100.60 |
| | 33"(838mm) | 30"(762mm) | SY | -5830-L | 801.50 | 855.49 | 1139.09 | 1193.08 |
| | 39"(991mm) | 36"(914mm) | SY | -5836-L | 989.58 | 1048.91 | 1381.67 | 1441.00 |
| | 45"(1143mm) | 42"(1067mm) | SY | -5842-L | 1119.37 | 1184.04 | 1565.96 | 1630.63 |
| | 51"(1295mm) | 48"(1219mm) | SY | -5848-L | 1152.01 | 1222.02 | 1653.10 | 1723.11 |
| | 57"(1448mm) | 54"(1372mm) | SY | -5854-L | 1184.65 | 1260.00 | 1740.24 | 1815.59 |
| | 63"(1600mm) | 60"(1524mm) | SY | -5860-L | 1217.29 | 1297.98 | 1827.38 | 1908.07 |

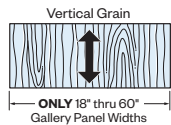
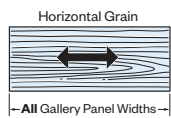
Gallery Panel to Compose Panel End-of-Run W/E (Half Left or Half Right Mount)



SYWW (Left Face)
SYWZ



SYEW (Right Face)
SYEZ



Class BC - Discount Group IX

Features

- Includes one pre-drilled, finished panel and attachment hardware.
- Gallery Panel is 1.18"(30mm) thick. Half Compose panel adds 1.5"(38mm) to width.
- High Pressure Laminate (HPL) panel has 1mm edgeband.
- Glides provide 1.5"(38mm) level adjustment.
- Rail for glass ready option standard in black.
- Handedness is determined by Face Connection.
- Panel and hardware are field installed.

Specification Tips

- A Half-Left (W) and a Half-Right (E) Gallery Panel are required for this application. Gallery Panel heights must match, widths may be different.
- For use at the end of a Compose panel frame. Takes the place of End-of-Run Trim. Separately specify Variable Height End-of-Run Trim if the Gallery Panel is shorter than the panel application.
- Not for use with Compose Glass Panels.
- Gallery Panels and Compose panel frames can be the same height, lower or taller than each other. Panel frame attachment heights on the Face of the Gallery Panel are available at 26"(660mm)H or 50"(1270mm)H:
 - If the Gallery Panel or panel frame are 42"(1067mm)H or lower, select W (26"(660mm)H) for mounting height.
 - If the Gallery Panel and panel frame are 50"(1270mm)H or higher select Z (50"(1270mm)H) for mounting height.
 - In conditions with Stack Frames, choose connection based on height of panel frame. **DO NOT MATCH HEIGHT OF STACK FRAME(S).**
- Gallery Panel has one Face connection only; select RH or LH.
- Gallery Panel End attachment is not allowed on the same hand as the Face attachment. Refer to the Specification Guide for Face and End mounting application guidelines.
- Specify No Glass option when using Glass Topper Holder Kit.
- "No Glass" Gallery Panels option cannot be retrofit to Glass Ready Option.
- Separately specify:
 - Insert Glass for Glass-Ready Gallery Panels
 - Glass Topper Holder Kit

To Order, Specify:

1) Product number, including:

1 Face Connection Height

W 26"(660mm)H-42"(1067mm)H Frame

Z 50"(1270mm)H or higher Frame

2 Left End (Finished End or Connection End)

N No Connection (Finished End)

A 26"(660mm)H Connection (not available for Left-Hand orientation)

B 34"(864mm)H Connection (not available for Left-Hand orientation)

C 42"(1067mm)H Connection (not available for Left-Hand orientation)

D 50"(1270mm)H Connection (not available for Left-Hand orientation)

E 58"(1473mm)H Connection (not available for Left-Hand orientation)

3 Right End (Finished End or Connection End)

N No Connection (Finished End)

A 26"(660mm)H Connection (not available for Right-Hand orientation)

B 34"(864mm)H Connection (not available for Right-Hand orientation)

C 42"(1067mm)H Connection (not available for Right-Hand orientation)

D 50"(1270mm)H Connection (not available for Right-Hand orientation)

E 58"(1473mm)H Connection (not available for Right-Hand orientation)

4 Glass Options

N No Glass (Finished Top)

G Glass Ready

2) Laminate surface color.

3) Edgeband color.

Gallery Panel to Compose Panel End-of-Run W/E (Half Left or Half Right Mount)

| Nominal Height | Actual Width | Nominal Width | Number | | | No Glass HPL | | Glass Ready HPL | |
|--|----------------|---------------|-------------|---|----|--------------|-----------|-----------------|-----------|
| | | | ① | ② | ③④ | A | B | A | B |
| East / Right Face Connection | | | | | | | | | |
| Gallery Panels 26"(660mm)H-42"(1067mm)H | | | | | | | | | |
| 26"(660mm) | 19.5"(495mm) | 18"(457mm) | SYEW-2618-L | N | | \$ 487.58 | \$ 490.25 | \$ 716.17 | \$ 718.84 |
| | 25.5"(648mm) | 24"(610mm) | SYEW-2624-L | N | | 520.22 | 528.23 | 803.31 | 811.32 |
| | 31.5"(800mm) | 30"(762mm) | SYEW-2630-L | N | | 552.86 | 566.21 | 890.45 | 903.80 |
| | 37.5"(953mm) | 36"(914mm) | SYEW-2636-L | N | | 740.94 | 759.63 | 1133.03 | 1151.72 |
| | 43.5"(1105mm) | 42"(1067mm) | SYEW-2642-L | N | | 870.73 | 894.76 | 1317.32 | 1341.35 |
| | 49.5"(1257mm) | 48"(1219mm) | SYEW-2648-L | N | | 903.37 | 932.74 | 1404.46 | 1433.83 |
| | 55.5"(1410mm) | 54"(1372mm) | SYEW-2654-L | N | | 936.01 | 970.72 | 1491.60 | 1526.31 |
| | 61.5"(1562mm) | 60"(1524mm) | SYEW-2660-L | N | | 968.65 | 1008.70 | 1578.74 | 1618.79 |
| | 67.5"(1715mm) | 66"(1676mm) | SYEW-2666-L | N | | 1001.29 | 1046.68 | 1665.88 | 1711.27 |
| | 73.5"(1867mm) | 72"(1829mm) | SYEW-2672-L | N | | 1033.93 | 1084.66 | 1753.02 | 1803.75 |
| | 79.5"(2019mm) | 78"(1981mm) | SYEW-2678-L | N | | 1066.57 | 1122.64 | 1840.16 | 1896.23 |
| | 85.5"(2172mm) | 84"(2134mm) | SYEW-2684-L | N | | 1099.21 | 1160.62 | 1927.30 | 1988.71 |
| | 91.5"(2324mm) | 90"(2286mm) | SYEW-2690-L | N | | 1131.85 | 1198.60 | 2014.44 | 2081.19 |
| | 97.5"(2477mm) | 96"(2438mm) | SYEW-2696-L | N | | 1164.49 | 1236.58 | 2101.58 | 2173.67 |
| | 103.5"(2629mm) | 102"(2591mm) | SYEW-26A2-L | N | | 1197.13 | 1274.56 | 2188.72 | 2266.15 |
| | 109.5"(2781mm) | 108"(2743mm) | SYEW-26A8-L | N | | 1229.77 | 1312.54 | 2275.86 | 2358.63 |
| | 115.5"(2934mm) | 114"(2896mm) | SYEW-26B4-L | N | | 1262.41 | 1350.52 | 2363.00 | 2451.11 |
| 27"(686mm) | 19.5"(495mm) | 18"(457mm) | SYEW-2718-L | N | | \$ 495.35 | \$ 499.29 | \$ 723.94 | \$ 727.88 |
| | 25.5"(648mm) | 24"(610mm) | SYEW-2724-L | N | | 527.99 | 537.27 | 811.08 | 820.36 |
| | 31.5"(800mm) | 30"(762mm) | SYEW-2730-L | N | | 560.63 | 575.25 | 898.22 | 912.84 |
| | 37.5"(953mm) | 36"(914mm) | SYEW-2736-L | N | | 748.71 | 768.67 | 1140.80 | 1160.76 |
| | 43.5"(1105mm) | 42"(1067mm) | SYEW-2742-L | N | | 878.50 | 903.80 | 1325.09 | 1350.39 |
| | 49.5"(1257mm) | 48"(1219mm) | SYEW-2748-L | N | | 911.14 | 941.78 | 1412.23 | 1442.87 |
| | 55.5"(1410mm) | 54"(1372mm) | SYEW-2754-L | N | | 943.78 | 979.76 | 1499.37 | 1535.35 |
| | 61.5"(1562mm) | 60"(1524mm) | SYEW-2760-L | N | | 976.42 | 1017.74 | 1586.51 | 1627.83 |
| | 67.5"(1715mm) | 66"(1676mm) | SYEW-2766-L | N | | 1009.06 | 1055.72 | 1673.65 | 1720.31 |
| | 73.5"(1867mm) | 72"(1829mm) | SYEW-2772-L | N | | 1041.70 | 1093.70 | 1760.79 | 1812.79 |
| | 79.5"(2019mm) | 78"(1981mm) | SYEW-2778-L | N | | 1074.34 | 1131.68 | 1847.93 | 1905.27 |
| | 85.5"(2172mm) | 84"(2134mm) | SYEW-2784-L | N | | 1106.98 | 1169.66 | 1935.07 | 1997.75 |
| | 91.5"(2324mm) | 90"(2286mm) | SYEW-2790-L | N | | 1139.62 | 1207.64 | 2022.21 | 2090.23 |
| | 97.5"(2477mm) | 96"(2438mm) | SYEW-2796-L | N | | 1172.26 | 1245.62 | 2109.35 | 2182.71 |
| | 103.5"(2629mm) | 102"(2591mm) | SYEW-27A2-L | N | | 1204.90 | 1283.60 | 2196.49 | 2275.19 |
| | 109.5"(2781mm) | 108"(2743mm) | SYEW-27A8-L | N | | 1237.54 | 1321.58 | 2283.63 | 2367.67 |
| | 115.5"(2934mm) | 114"(2896mm) | SYEW-27B4-L | N | | 1270.18 | 1359.56 | 2370.77 | 2460.15 |
| 34"(864mm) | 19.5"(495mm) | 18"(457mm) | SYEW-3418-L | N | | \$ 549.74 | \$ 562.57 | \$ 778.33 | \$ 791.16 |
| | 25.5"(648mm) | 24"(610mm) | SYEW-3424-L | N | | 582.38 | 600.55 | 865.47 | 883.64 |
| | 31.5"(800mm) | 30"(762mm) | SYEW-3430-L | N | | 615.02 | 638.53 | 952.61 | 976.12 |
| | 37.5"(953mm) | 36"(914mm) | SYEW-3436-L | N | | 803.10 | 831.95 | 1195.19 | 1224.04 |
| | 43.5"(1105mm) | 42"(1067mm) | SYEW-3442-L | N | | 932.89 | 967.08 | 1379.48 | 1413.67 |
| | 49.5"(1257mm) | 48"(1219mm) | SYEW-3448-L | N | | 965.53 | 1005.06 | 1466.62 | 1506.15 |
| | 55.5"(1410mm) | 54"(1372mm) | SYEW-3454-L | N | | 998.17 | 1043.04 | 1553.76 | 1598.63 |
| | 61.5"(1562mm) | 60"(1524mm) | SYEW-3460-L | N | | 1030.81 | 1081.02 | 1640.90 | 1691.11 |
| | 67.5"(1715mm) | 66"(1676mm) | SYEW-3466-L | N | | 1063.45 | 1119.00 | 1728.04 | 1783.59 |
| | 73.5"(1867mm) | 72"(1829mm) | SYEW-3472-L | N | | 1096.09 | 1156.98 | 1815.18 | 1876.07 |
| | 79.5"(2019mm) | 78"(1981mm) | SYEW-3478-L | N | | 1128.73 | 1194.96 | 1902.32 | 1968.55 |
| | 85.5"(2172mm) | 84"(2134mm) | SYEW-3484-L | N | | 1161.37 | 1232.94 | 1989.46 | 2061.03 |
| | 91.5"(2324mm) | 90"(2286mm) | SYEW-3490-L | N | | 1194.01 | 1270.92 | 2076.60 | 2153.51 |
| | 97.5"(2477mm) | 96"(2438mm) | SYEW-3496-L | N | | 1226.65 | 1308.90 | 2163.74 | 2245.99 |
| | 103.5"(2629mm) | 102"(2591mm) | SYEW-34A2-L | N | | 1259.29 | 1346.88 | 2250.88 | 2338.47 |
| | 109.5"(2781mm) | 108"(2743mm) | SYEW-34A8-L | N | | 1291.93 | 1384.86 | 2338.02 | 2430.95 |
| | 115.5"(2934mm) | 114"(2896mm) | SYEW-34B4-L | N | | 1324.57 | 1422.84 | 2425.16 | 2523.43 |

Gallery Panel to Compose Panel End-of-Run W/E (Half Left or Half Right Mount)

| Nominal Height | Actual Width | Nominal Width | Number | | No Glass HPL | | Glass Ready HPL | |
|------------------------------------|----------------|---------------|-------------|-----|--------------|-----------|-----------------|------------|
| | | | ① | ②③④ | A | B | A | B |
| 42"(1067mm) | 19.5"(495mm) | 18"(457mm) | SYEW-4218-L | N | \$ 611.90 | \$ 634.89 | \$ 840.49 | \$ 863.48 |
| | 25.5"(648mm) | 24"(610mm) | SYEW-4224-L | N | 644.54 | 672.87 | 927.63 | 955.96 |
| | 31.5"(800mm) | 30"(762mm) | SYEW-4230-L | N | 677.18 | 710.85 | 1014.77 | 1048.44 |
| | 37.5"(953mm) | 36"(914mm) | SYEW-4236-L | N | 865.26 | 904.27 | 1257.35 | 1296.36 |
| | 43.5"(1105mm) | 42"(1067mm) | SYEW-4242-L | N | 995.05 | 1039.40 | 1441.64 | 1485.99 |
| | 49.5"(1257mm) | 48"(1219mm) | SYEW-4248-L | N | 1027.69 | 1077.38 | 1528.78 | 1578.47 |
| | 55.5"(1410mm) | 54"(1372mm) | SYEW-4254-L | N | 1060.33 | 1115.36 | 1615.92 | 1670.95 |
| | 61.5"(1562mm) | 60"(1524mm) | SYEW-4260-L | N | 1092.97 | 1153.34 | 1703.06 | 1763.43 |
| | 67.5"(1715mm) | 66"(1676mm) | SYEW-4266-L | N | 1125.61 | 1191.32 | 1790.20 | 1855.91 |
| | 73.5"(1867mm) | 72"(1829mm) | SYEW-4272-L | N | 1158.25 | 1229.30 | 1877.34 | 1948.39 |
| | 79.5"(2019mm) | 78"(1981mm) | SYEW-4278-L | N | 1190.89 | 1267.28 | 1964.48 | 2040.87 |
| | 85.5"(2172mm) | 84"(2134mm) | SYEW-4284-L | N | 1223.53 | 1305.26 | 2051.62 | 2133.35 |
| | 91.5"(2324mm) | 90"(2286mm) | SYEW-4290-L | N | 1256.17 | 1343.24 | 2138.76 | 2225.83 |
| | 97.5"(2477mm) | 96"(2438mm) | SYEW-4296-L | N | 1288.81 | 1381.22 | 2225.90 | 2318.31 |
| | 103.5"(2629mm) | 102"(2591mm) | SYEW-42A2-L | N | 1321.45 | 1419.20 | 2313.04 | 2410.79 |
| | 109.5"(2781mm) | 108"(2743mm) | SYEW-42A8-L | N | 1354.09 | 1457.18 | 2400.18 | 2503.27 |
| | 115.5"(2934mm) | 114"(2896mm) | SYEW-42B4-L | N | 1386.73 | 1495.16 | 2487.32 | 2595.75 |
| Gallery Panels 50"(1270mm)H | | | | | | | | |
| 50"(1270mm) | 19.5"(495mm) | 18"(457mm) | SYE -5018-L | N | \$ 674.06 | \$ 707.21 | \$ 902.65 | \$ 935.80 |
| | 25.5"(648mm) | 24"(610mm) | SYE -5024-L | N | 706.70 | 745.19 | 989.79 | 1028.28 |
| | 31.5"(800mm) | 30"(762mm) | SYE -5030-L | N | 739.34 | 783.17 | 1076.93 | 1120.76 |
| | 37.5"(953mm) | 36"(914mm) | SYE -5036-L | N | 927.42 | 976.59 | 1319.51 | 1368.68 |
| | 43.5"(1105mm) | 42"(1067mm) | SYE -5042-L | N | 1057.21 | 1111.72 | 1503.80 | 1558.31 |
| | 49.5"(1257mm) | 48"(1219mm) | SYE -5048-L | N | 1089.85 | 1149.70 | 1590.94 | 1650.79 |
| | 55.5"(1410mm) | 54"(1372mm) | SYE -5054-L | N | 1122.49 | 1187.68 | 1678.08 | 1743.27 |
| | 61.5"(1562mm) | 60"(1524mm) | SYE -5060-L | N | 1155.13 | 1225.66 | 1765.22 | 1835.75 |
| | 67.5"(1715mm) | 66"(1676mm) | SYE -5066-L | N | 1187.77 | 1263.64 | 1852.36 | 1928.23 |
| | 73.5"(1867mm) | 72"(1829mm) | SYE -5072-L | N | 1220.41 | 1301.62 | 1939.50 | 2020.71 |
| | 79.5"(2019mm) | 78"(1981mm) | SYE -5078-L | N | 1253.05 | 1339.60 | 2026.64 | 2113.19 |
| | 85.5"(2172mm) | 84"(2134mm) | SYE -5084-L | N | 1285.69 | 1377.58 | 2113.78 | 2205.67 |
| | 91.5"(2324mm) | 90"(2286mm) | SYE -5090-L | N | 1318.33 | 1415.56 | 2200.92 | 2298.15 |
| | 97.5"(2477mm) | 96"(2438mm) | SYE -5096-L | N | 1350.97 | 1453.54 | 2288.06 | 2390.63 |
| | 103.5"(2629mm) | 102"(2591mm) | SYE -50A2-L | N | 1383.61 | 1491.52 | 2375.20 | 2483.11 |
| | 109.5"(2781mm) | 108"(2743mm) | SYE -50A8-L | N | 1416.25 | 1529.50 | 2462.34 | 2575.59 |
| | 115.5"(2934mm) | 114"(2896mm) | SYE -50B4-L | N | 1448.89 | 1567.48 | 2549.48 | 2668.07 |
| Gallery Panels 58"(1473mm)H | | | | | | | | |
| 58"(1473mm) | 19.5"(495mm) | 18"(457mm) | SYE -5818-L | N | \$ 736.22 | \$ 779.53 | \$ 964.81 | \$ 1008.12 |
| | 25.5"(648mm) | 24"(610mm) | SYE -5824-L | N | 768.86 | 817.51 | 1051.95 | 1100.60 |
| | 31.5"(800mm) | 30"(762mm) | SYE -5830-L | N | 801.50 | 855.49 | 1139.09 | 1193.08 |
| | 37.5"(953mm) | 36"(914mm) | SYE -5836-L | N | 989.58 | 1048.91 | 1381.67 | 1441.00 |
| | 43.5"(1105mm) | 42"(1067mm) | SYE -5842-L | N | 1119.37 | 1184.04 | 1565.96 | 1630.63 |
| | 49.5"(1257mm) | 48"(1219mm) | SYE -5848-L | N | 1152.01 | 1222.02 | 1653.10 | 1723.11 |
| | 55.5"(1410mm) | 54"(1372mm) | SYE -5854-L | N | 1184.65 | 1260.00 | 1740.24 | 1815.59 |
| | 61.5"(1562mm) | 60"(1524mm) | SYE -5860-L | N | 1217.29 | 1297.98 | 1827.38 | 1908.07 |

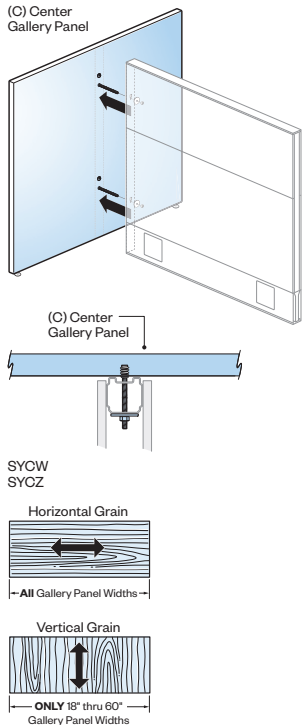
Gallery Panel to Compose Panel End-of-Run W/E (Half Left or Half Right Mount)

| Nominal Height | Actual Width | Nominal Width | Number | | | No Glass HPL | | Glass Ready HPL | |
|--|----------------|---------------|--------------|-----|--|--------------|-----------|-----------------|-----------|
| | | | ① | ②③④ | | A | B | A | B |
| West / Left Face Connection | | | | | | | | | |
| Gallery Panels 26"(660mm)H-42"(1067mm)H | | | | | | | | | |
| 26"(660mm) | 19.5"(495mm) | 18"(457mm) | SYWW-2618-LN | | | \$ 487.58 | \$ 490.25 | \$ 716.17 | \$ 718.84 |
| | 25.5"(648mm) | 24"(610mm) | SYWW-2624-LN | | | 520.22 | 528.23 | 803.31 | 811.32 |
| | 31.5"(800mm) | 30"(762mm) | SYWW-2630-LN | | | 552.86 | 566.21 | 890.45 | 903.80 |
| | 37.5"(953mm) | 36"(914mm) | SYWW-2636-LN | | | 740.94 | 759.63 | 1133.03 | 1151.72 |
| | 43.5"(1105mm) | 42"(1067mm) | SYWW-2642-LN | | | 870.73 | 894.76 | 1317.32 | 1341.35 |
| | 49.5"(1257mm) | 48"(1219mm) | SYWW-2648-LN | | | 903.37 | 932.74 | 1404.46 | 1433.83 |
| | 55.5"(1410mm) | 54"(1372mm) | SYWW-2654-LN | | | 936.01 | 970.72 | 1491.60 | 1526.31 |
| | 61.5"(1562mm) | 60"(1524mm) | SYWW-2660-LN | | | 968.65 | 1008.70 | 1578.74 | 1618.79 |
| | 67.5"(1715mm) | 66"(1676mm) | SYWW-2666-LN | | | 1001.29 | 1046.68 | 1665.88 | 1711.27 |
| | 73.5"(1867mm) | 72"(1829mm) | SYWW-2672-LN | | | 1033.93 | 1084.66 | 1753.02 | 1803.75 |
| | 79.5"(2019mm) | 78"(1981mm) | SYWW-2678-LN | | | 1066.57 | 1122.64 | 1840.16 | 1896.23 |
| | 85.5"(2172mm) | 84"(2134mm) | SYWW-2684-LN | | | 1099.21 | 1160.62 | 1927.30 | 1988.71 |
| | 91.5"(2324mm) | 90"(2286mm) | SYWW-2690-LN | | | 1131.85 | 1198.60 | 2014.44 | 2081.19 |
| | 97.5"(2477mm) | 96"(2438mm) | SYWW-2696-LN | | | 1164.49 | 1236.58 | 2101.58 | 2173.67 |
| | 103.5"(2629mm) | 102"(2591mm) | SYWW-26A2-LN | | | 1197.13 | 1274.56 | 2188.72 | 2266.15 |
| | 109.5"(2781mm) | 108"(2743mm) | SYWW-26A8-LN | | | 1229.77 | 1312.54 | 2275.86 | 2358.63 |
| | 115.5"(2934mm) | 114"(2896mm) | SYWW-26B4-LN | | | 1262.41 | 1350.52 | 2363.00 | 2451.11 |
| 27"(686mm) | 19.5"(495mm) | 18"(457mm) | SYWW-2718-LN | | | \$ 495.35 | \$ 499.29 | \$ 723.94 | \$ 727.88 |
| | 25.5"(648mm) | 24"(610mm) | SYWW-2724-LN | | | 527.99 | 537.27 | 811.08 | 820.36 |
| | 31.5"(800mm) | 30"(762mm) | SYWW-2730-LN | | | 560.63 | 575.25 | 898.22 | 912.84 |
| | 37.5"(953mm) | 36"(914mm) | SYWW-2736-LN | | | 748.71 | 768.67 | 1140.80 | 1160.76 |
| | 43.5"(1105mm) | 42"(1067mm) | SYWW-2742-LN | | | 878.50 | 903.80 | 1325.09 | 1350.39 |
| | 49.5"(1257mm) | 48"(1219mm) | SYWW-2748-LN | | | 911.14 | 941.78 | 1412.23 | 1442.87 |
| | 55.5"(1410mm) | 54"(1372mm) | SYWW-2754-LN | | | 943.78 | 979.76 | 1499.37 | 1535.35 |
| | 61.5"(1562mm) | 60"(1524mm) | SYWW-2760-LN | | | 976.42 | 1017.74 | 1586.51 | 1627.83 |
| | 67.5"(1715mm) | 66"(1676mm) | SYWW-2766-LN | | | 1009.06 | 1055.72 | 1673.65 | 1720.31 |
| | 73.5"(1867mm) | 72"(1829mm) | SYWW-2772-LN | | | 1041.70 | 1093.70 | 1760.79 | 1812.79 |
| | 79.5"(2019mm) | 78"(1981mm) | SYWW-2778-LN | | | 1074.34 | 1131.68 | 1847.93 | 1905.27 |
| | 85.5"(2172mm) | 84"(2134mm) | SYWW-2784-LN | | | 1106.98 | 1169.66 | 1935.07 | 1997.75 |
| | 91.5"(2324mm) | 90"(2286mm) | SYWW-2790-LN | | | 1139.62 | 1207.64 | 2022.21 | 2090.23 |
| | 97.5"(2477mm) | 96"(2438mm) | SYWW-2796-LN | | | 1172.26 | 1245.62 | 2109.35 | 2182.71 |
| | 103.5"(2629mm) | 102"(2591mm) | SYWW-27A2-LN | | | 1204.90 | 1283.60 | 2196.49 | 2275.19 |
| | 109.5"(2781mm) | 108"(2743mm) | SYWW-27A8-LN | | | 1237.54 | 1321.58 | 2283.63 | 2367.67 |
| | 115.5"(2934mm) | 114"(2896mm) | SYWW-27B4-LN | | | 1270.18 | 1359.56 | 2370.77 | 2460.15 |
| 34"(864mm) | 19.5"(495mm) | 18"(457mm) | SYWW-3418-LN | | | \$ 549.74 | \$ 562.57 | \$ 778.33 | \$ 791.16 |
| | 25.5"(648mm) | 24"(610mm) | SYWW-3424-LN | | | 582.38 | 600.55 | 865.47 | 883.64 |
| | 31.5"(800mm) | 30"(762mm) | SYWW-3430-LN | | | 615.02 | 638.53 | 952.61 | 976.12 |
| | 37.5"(953mm) | 36"(914mm) | SYWW-3436-LN | | | 803.10 | 831.95 | 1195.19 | 1224.04 |
| | 43.5"(1105mm) | 42"(1067mm) | SYWW-3442-LN | | | 932.89 | 967.08 | 1379.48 | 1413.67 |
| | 49.5"(1257mm) | 48"(1219mm) | SYWW-3448-LN | | | 965.53 | 1005.06 | 1466.62 | 1506.15 |
| | 55.5"(1410mm) | 54"(1372mm) | SYWW-3454-LN | | | 998.17 | 1043.04 | 1553.76 | 1598.63 |
| | 61.5"(1562mm) | 60"(1524mm) | SYWW-3460-LN | | | 1030.81 | 1081.02 | 1640.90 | 1691.11 |
| | 67.5"(1715mm) | 66"(1676mm) | SYWW-3466-LN | | | 1063.45 | 1119.00 | 1728.04 | 1783.59 |
| | 73.5"(1867mm) | 72"(1829mm) | SYWW-3472-LN | | | 1096.09 | 1156.98 | 1815.18 | 1876.07 |
| | 79.5"(2019mm) | 78"(1981mm) | SYWW-3478-LN | | | 1128.73 | 1194.96 | 1902.32 | 1968.55 |
| | 85.5"(2172mm) | 84"(2134mm) | SYWW-3484-LN | | | 1161.37 | 1232.94 | 1989.46 | 2061.03 |
| | 91.5"(2324mm) | 90"(2286mm) | SYWW-3490-LN | | | 1194.01 | 1270.92 | 2076.60 | 2153.51 |
| | 97.5"(2477mm) | 96"(2438mm) | SYWW-3496-LN | | | 1226.65 | 1308.90 | 2163.74 | 2245.99 |
| | 103.5"(2629mm) | 102"(2591mm) | SYWW-34A2-LN | | | 1259.29 | 1346.88 | 2250.88 | 2338.47 |
| | 109.5"(2781mm) | 108"(2743mm) | SYWW-34A8-LN | | | 1291.93 | 1384.86 | 2338.02 | 2430.95 |
| | 115.5"(2934mm) | 114"(2896mm) | SYWW-34B4-LN | | | 1324.57 | 1422.84 | 2425.16 | 2523.43 |

Gallery Panel to Compose Panel End-of-Run W/E (Half Left or Half Right Mount)

| Nominal Height | Actual Width | Nominal Width | Number | | No Glass HPL | | Glass Ready HPL | |
|------------------------------------|----------------|---------------|--------------|-----|--------------|-----------|-----------------|------------|
| | | | ① | ②③④ | A | B | A | B |
| 42"(1067mm) | 19.5"(495mm) | 18"(457mm) | SYWW-4218-LN | ■ ■ | \$ 611.90 | \$ 634.89 | \$ 840.49 | \$ 863.48 |
| | 25.5"(648mm) | 24"(610mm) | SYWW-4224-LN | ■ ■ | 644.54 | 672.87 | 927.63 | 955.96 |
| | 31.5"(800mm) | 30"(762mm) | SYWW-4230-LN | ■ ■ | 677.18 | 710.85 | 1014.77 | 1048.44 |
| | 37.5"(953mm) | 36"(914mm) | SYWW-4236-LN | ■ ■ | 865.26 | 904.27 | 1257.35 | 1296.36 |
| | 43.5"(1105mm) | 42"(1067mm) | SYWW-4242-LN | ■ ■ | 995.05 | 1039.40 | 1441.64 | 1485.99 |
| | 49.5"(1257mm) | 48"(1219mm) | SYWW-4248-LN | ■ ■ | 1027.69 | 1077.38 | 1528.78 | 1578.47 |
| | 55.5"(1410mm) | 54"(1372mm) | SYWW-4254-LN | ■ ■ | 1060.33 | 1115.36 | 1615.92 | 1670.95 |
| | 61.5"(1562mm) | 60"(1524mm) | SYWW-4260-LN | ■ ■ | 1092.97 | 1153.34 | 1703.06 | 1763.43 |
| | 67.5"(1715mm) | 66"(1676mm) | SYWW-4266-LN | ■ ■ | 1125.61 | 1191.32 | 1790.20 | 1855.91 |
| | 73.5"(1867mm) | 72"(1829mm) | SYWW-4272-LN | ■ ■ | 1158.25 | 1229.30 | 1877.34 | 1948.39 |
| | 79.5"(2019mm) | 78"(1981mm) | SYWW-4278-LN | ■ ■ | 1190.89 | 1267.28 | 1964.48 | 2040.87 |
| | 85.5"(2172mm) | 84"(2134mm) | SYWW-4284-LN | ■ ■ | 1223.53 | 1305.26 | 2051.62 | 2133.35 |
| | 91.5"(2324mm) | 90"(2286mm) | SYWW-4290-LN | ■ ■ | 1256.17 | 1343.24 | 2138.76 | 2225.83 |
| | 97.5"(2477mm) | 96"(2438mm) | SYWW-4296-LN | ■ ■ | 1288.81 | 1381.22 | 2225.90 | 2318.31 |
| | 103.5"(2629mm) | 102"(2591mm) | SYWW-42A2-LN | ■ ■ | 1321.45 | 1419.20 | 2313.04 | 2410.79 |
| | 109.5"(2781mm) | 108"(2743mm) | SYWW-42A8-LN | ■ ■ | 1354.09 | 1457.18 | 2400.18 | 2503.27 |
| | 115.5"(2934mm) | 114"(2896mm) | SYWW-42B4-LN | ■ ■ | 1386.73 | 1495.16 | 2487.32 | 2595.75 |
| Gallery Panels 50"(1270mm)H | | | | | | | | |
| 50"(1270mm) | 19.5"(495mm) | 18"(457mm) | SYW -5018-LN | ■ ■ | \$ 674.06 | \$ 707.21 | \$ 902.65 | \$ 935.80 |
| | 25.5"(648mm) | 24"(610mm) | SYW -5024-LN | ■ ■ | 706.70 | 745.19 | 989.79 | 1028.28 |
| | 31.5"(800mm) | 30"(762mm) | SYW -5030-LN | ■ ■ | 739.34 | 783.17 | 1076.93 | 1120.76 |
| | 37.5"(953mm) | 36"(914mm) | SYW -5036-LN | ■ ■ | 927.42 | 976.59 | 1319.51 | 1368.68 |
| | 43.5"(1105mm) | 42"(1067mm) | SYW -5042-LN | ■ ■ | 1057.21 | 1111.72 | 1503.80 | 1558.31 |
| | 49.5"(1257mm) | 48"(1219mm) | SYW -5048-LN | ■ ■ | 1089.85 | 1149.70 | 1590.94 | 1650.79 |
| | 55.5"(1410mm) | 54"(1372mm) | SYW -5054-LN | ■ ■ | 1122.49 | 1187.68 | 1678.08 | 1743.27 |
| | 61.5"(1562mm) | 60"(1524mm) | SYW -5060-LN | ■ ■ | 1155.13 | 1225.66 | 1765.22 | 1835.75 |
| | 67.5"(1715mm) | 66"(1676mm) | SYW -5066-LN | ■ ■ | 1187.77 | 1263.64 | 1852.36 | 1928.23 |
| | 73.5"(1867mm) | 72"(1829mm) | SYW -5072-LN | ■ ■ | 1220.41 | 1301.62 | 1939.50 | 2020.71 |
| | 79.5"(2019mm) | 78"(1981mm) | SYW -5078-LN | ■ ■ | 1253.05 | 1339.60 | 2026.64 | 2113.19 |
| | 85.5"(2172mm) | 84"(2134mm) | SYW -5084-LN | ■ ■ | 1285.69 | 1377.58 | 2113.78 | 2205.67 |
| | 91.5"(2324mm) | 90"(2286mm) | SYW -5090-LN | ■ ■ | 1318.33 | 1415.56 | 2200.92 | 2298.15 |
| | 97.5"(2477mm) | 96"(2438mm) | SYW -5096-LN | ■ ■ | 1350.97 | 1453.54 | 2288.06 | 2390.63 |
| | 103.5"(2629mm) | 102"(2591mm) | SYW -50A2-LN | ■ ■ | 1383.61 | 1491.52 | 2375.20 | 2483.11 |
| | 109.5"(2781mm) | 108"(2743mm) | SYW -50A8-LN | ■ ■ | 1416.25 | 1529.50 | 2462.34 | 2575.59 |
| | 115.5"(2934mm) | 114"(2896mm) | SYW -50B4-LN | ■ ■ | 1448.89 | 1567.48 | 2549.48 | 2668.07 |
| Gallery Panels 58"(1473mm)H | | | | | | | | |
| 58"(1473mm) | 19.5"(495mm) | 18"(457mm) | SYW -5818-LN | ■ ■ | \$ 736.22 | \$ 779.53 | \$ 964.81 | \$ 1008.12 |
| | 25.5"(648mm) | 24"(610mm) | SYW -5824-LN | ■ ■ | 768.86 | 817.51 | 1051.95 | 1100.60 |
| | 31.5"(800mm) | 30"(762mm) | SYW -5830-LN | ■ ■ | 801.50 | 855.49 | 1139.09 | 1193.08 |
| | 37.5"(953mm) | 36"(914mm) | SYW -5836-LN | ■ ■ | 989.58 | 1048.91 | 1381.67 | 1441.00 |
| | 43.5"(1105mm) | 42"(1067mm) | SYW -5842-LN | ■ ■ | 1119.37 | 1184.04 | 1565.96 | 1630.63 |
| | 49.5"(1257mm) | 48"(1219mm) | SYW -5848-LN | ■ ■ | 1152.01 | 1222.02 | 1653.10 | 1723.11 |
| | 55.5"(1410mm) | 54"(1372mm) | SYW -5854-LN | ■ ■ | 1184.65 | 1260.00 | 1740.24 | 1815.59 |
| | 61.5"(1562mm) | 60"(1524mm) | SYW -5860-LN | ■ ■ | 1217.29 | 1297.98 | 1827.38 | 1908.07 |

Gallery Panel to Compose Panel End-of-Run C (Center Mount)



Class BC – Discount Group IX

Features

- Includes one pre-drilled, finished panel and attachment hardware.
- Gallery Panel is 1.18”(30mm) thick. Compose panel adds 3”(76mm) to width.
- High Pressured Laminate (HPL) panel has 1mm edgeband.
- Glides provide 1.5”(38mm) level adjustment.
- Panel and hardware are field installed.
- Rail for glass ready option standard in black.
- Handedness is determined by Face Connection.

Specification Tips

- For use at the end of a Compose panel frame. Takes the place of End-of-Run Trim. Separately specify Variable Height End-of-Run Trim if the Gallery Panel is shorter than the panel application.
- Not for use with Compose Glass Panels.
- Gallery Panels and Compose panel frames can be the same height, lower or taller than each other. Compose panel frame attachment heights on the Face of the Gallery Panel are available at 26”(660mm)H or 50”(1270mm)H:
 - If the Gallery Panel or Compose panel frame are 42”(1067mm)H or lower, select W (26”(660mm)H) for mounting height.
 - If the Gallery Panel and Compose panel frame are 50”(1270mm)H or higher select Z (50”(1270mm)H) for mounting height.
 - In conditions with Stack Frames, choose connection based on height of panel frame. **DO NOT MATCH HEIGHT OF STACK FRAME(S).**
- Gallery Panel has one center Face connection only.
- Refer to the Specification Guide for Face and End mounting application guidelines.
- Specify No Glass option when using Glass Topper Holder Kit.
- “No Glass” Gallery Panels option cannot be retrofit to Glass Ready Option.
- Separately specify:
 - Insert Glass for Glass-Ready Gallery Panels
 - Glass Topper Holder Kit

To Order, Specify:

1) Product number, including:

1 Face Connection Height

- W** 26”(660mm)H-42”(1067mm)H Frame
- Z** 50”(1270mm)H or higher Frame

2 Left End (Finished End or Connection End)

- N** No Connection (Finished End)
- A** 26”(660mm)H Connection (not available for Left-Hand orientation)
- B** 34”(864mm)H Connection (not available for Left-Hand orientation)
- C** 42”(1067mm)H Connection (not available for Left-Hand orientation)
- D** 50”(1270mm)H Connection (not available for Left-Hand orientation)
- E** 58”(1473mm)H Connection (not available for Left-Hand orientation)

3 Right End (Finished End or Connection End)

- N** No Connection (Finished End)
- A** 26”(660mm)H Connection (not available for Right-Hand orientation)
- B** 34”(864mm)H Connection (not available for Right-Hand orientation)
- C** 42”(1067mm)H Connection (not available for Right-Hand orientation)
- D** 50”(1270mm)H Connection (not available for Right-Hand orientation)
- E** 58”(1473mm)H Connection (not available for Right-Hand orientation)

4 Glass Options

- N** No Glass (Finished Top)
- G** Glass Ready

2) Laminate surface color.

3) Edgeband color.

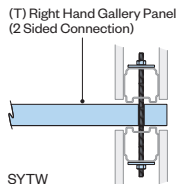
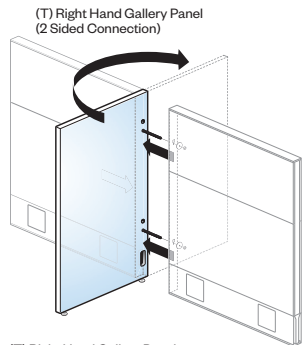
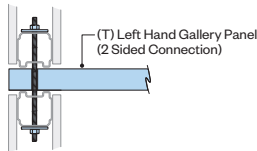
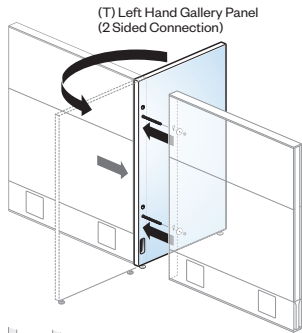
Gallery Panel to Compose Panel End-of-Run C (Center Mount)

| Nominal Height | Actual Width | Nominal Width | Number | | No Glass HPL | | Glass Ready HPL | |
|--|--------------|---------------|-------------|---------|--------------|-----------|-----------------|-----------|
| | | | ① | ②③④ | A | B | A | B |
| Gallery Panels 26"(660mm)H-42"(1067mm)H | | | | | | | | |
| 26"(660mm) | 21"(533mm) | 18"(457mm) | SYCW-2618-L | ■ ■ ■ ■ | \$ 487.58 | \$ 490.25 | \$ 716.17 | \$ 718.84 |
| | 27"(686mm) | 24"(610mm) | SYCW-2624-L | ■ ■ ■ ■ | 520.22 | 528.23 | 803.31 | 811.32 |
| | 33"(838mm) | 30"(762mm) | SYCW-2630-L | ■ ■ ■ ■ | 552.86 | 566.21 | 890.45 | 903.80 |
| | 39"(991mm) | 36"(914mm) | SYCW-2636-L | ■ ■ ■ ■ | 740.94 | 759.63 | 1133.03 | 1151.72 |
| | 45"(1143mm) | 42"(1067mm) | SYCW-2642-L | ■ ■ ■ ■ | 870.73 | 894.76 | 1317.32 | 1341.35 |
| | 51"(1295mm) | 48"(1219mm) | SYCW-2648-L | ■ ■ ■ ■ | 903.37 | 932.74 | 1404.46 | 1433.83 |
| | 57"(1448mm) | 54"(1372mm) | SYCW-2654-L | ■ ■ ■ ■ | 936.01 | 970.72 | 1491.60 | 1526.31 |
| | 63"(1600mm) | 60"(1524mm) | SYCW-2660-L | ■ ■ ■ ■ | 968.65 | 1008.70 | 1578.74 | 1618.79 |
| | 69"(1753mm) | 66"(1676mm) | SYCW-2666-L | ■ ■ ■ ■ | 1001.29 | 1046.68 | 1665.88 | 1711.27 |
| | 75"(1905mm) | 72"(1829mm) | SYCW-2672-L | ■ ■ ■ ■ | 1033.93 | 1084.66 | 1753.02 | 1803.75 |
| | 81"(2057mm) | 78"(1981mm) | SYCW-2678-L | ■ ■ ■ ■ | 1066.57 | 1122.64 | 1840.16 | 1896.23 |
| | 87"(2210mm) | 84"(2134mm) | SYCW-2684-L | ■ ■ ■ ■ | 1099.21 | 1160.62 | 1927.30 | 1988.71 |
| | 93"(2362mm) | 90"(2286mm) | SYCW-2690-L | ■ ■ ■ ■ | 1131.85 | 1198.60 | 2014.44 | 2081.19 |
| | 99"(2515mm) | 96"(2438mm) | SYCW-2696-L | ■ ■ ■ ■ | 1164.49 | 1236.58 | 2101.58 | 2173.67 |
| 105"(2667mm) | 102"(2591mm) | SYCW-26A2-L | ■ ■ ■ ■ | 1197.13 | 1274.56 | 2188.72 | 2266.15 | |
| 111"(2819mm) | 108"(2743mm) | SYCW-26A8-L | ■ ■ ■ ■ | 1229.77 | 1312.54 | 2275.86 | 2358.63 | |
| 117"(2972mm) | 114"(2896mm) | SYCW-26B4-L | ■ ■ ■ ■ | 1262.41 | 1350.52 | 2363.00 | 2451.11 | |
| 27"(686mm) | 21"(533mm) | 18"(457mm) | SYCW-2718-L | ■ ■ ■ ■ | \$ 495.35 | \$ 499.29 | \$ 723.94 | \$ 727.88 |
| | 27"(686mm) | 24"(610mm) | SYCW-2724-L | ■ ■ ■ ■ | 527.99 | 537.27 | 811.08 | 820.36 |
| | 33"(838mm) | 30"(762mm) | SYCW-2730-L | ■ ■ ■ ■ | 560.63 | 575.25 | 898.22 | 912.84 |
| | 39"(991mm) | 36"(914mm) | SYCW-2736-L | ■ ■ ■ ■ | 748.71 | 768.67 | 1140.80 | 1160.76 |
| | 45"(1143mm) | 42"(1067mm) | SYCW-2742-L | ■ ■ ■ ■ | 878.50 | 903.80 | 1325.09 | 1350.39 |
| | 51"(1295mm) | 48"(1219mm) | SYCW-2748-L | ■ ■ ■ ■ | 911.14 | 941.78 | 1412.23 | 1442.87 |
| | 57"(1448mm) | 54"(1372mm) | SYCW-2754-L | ■ ■ ■ ■ | 943.78 | 979.76 | 1499.37 | 1535.35 |
| | 63"(1600mm) | 60"(1524mm) | SYCW-2760-L | ■ ■ ■ ■ | 976.42 | 1017.74 | 1586.51 | 1627.83 |
| | 69"(1753mm) | 66"(1676mm) | SYCW-2766-L | ■ ■ ■ ■ | 1009.06 | 1055.72 | 1673.65 | 1720.31 |
| | 75"(1905mm) | 72"(1829mm) | SYCW-2772-L | ■ ■ ■ ■ | 1041.70 | 1093.70 | 1760.79 | 1812.79 |
| | 81"(2057mm) | 78"(1981mm) | SYCW-2778-L | ■ ■ ■ ■ | 1074.34 | 1131.68 | 1847.93 | 1905.27 |
| | 87"(2210mm) | 84"(2134mm) | SYCW-2784-L | ■ ■ ■ ■ | 1106.98 | 1169.66 | 1935.07 | 1997.75 |
| | 93"(2362mm) | 90"(2286mm) | SYCW-2790-L | ■ ■ ■ ■ | 1139.62 | 1207.64 | 2022.21 | 2090.23 |
| | 99"(2515mm) | 96"(2438mm) | SYCW-2796-L | ■ ■ ■ ■ | 1172.26 | 1245.62 | 2109.35 | 2182.71 |
| 105"(2667mm) | 102"(2591mm) | SYCW-27A2-L | ■ ■ ■ ■ | 1204.90 | 1283.60 | 2196.49 | 2275.19 | |
| 111"(2819mm) | 108"(2743mm) | SYCW-27A8-L | ■ ■ ■ ■ | 1237.54 | 1321.58 | 2283.63 | 2367.67 | |
| 117"(2972mm) | 114"(2896mm) | SYCW-27B4-L | ■ ■ ■ ■ | 1270.18 | 1359.56 | 2370.77 | 2460.15 | |
| 34"(864mm) | 21"(533mm) | 18"(457mm) | SYCW-3418-L | ■ ■ ■ ■ | \$ 549.74 | \$ 562.57 | \$ 778.33 | \$ 791.16 |
| | 27"(686mm) | 24"(610mm) | SYCW-3424-L | ■ ■ ■ ■ | 582.38 | 600.55 | 865.47 | 883.64 |
| | 33"(838mm) | 30"(762mm) | SYCW-3430-L | ■ ■ ■ ■ | 615.02 | 638.53 | 952.61 | 976.12 |
| | 39"(991mm) | 36"(914mm) | SYCW-3436-L | ■ ■ ■ ■ | 803.10 | 831.95 | 1195.19 | 1224.04 |
| | 45"(1143mm) | 42"(1067mm) | SYCW-3442-L | ■ ■ ■ ■ | 932.89 | 967.08 | 1379.48 | 1413.67 |
| | 51"(1295mm) | 48"(1219mm) | SYCW-3448-L | ■ ■ ■ ■ | 965.53 | 1005.06 | 1466.62 | 1506.15 |
| | 57"(1448mm) | 54"(1372mm) | SYCW-3454-L | ■ ■ ■ ■ | 998.17 | 1043.04 | 1553.76 | 1598.63 |
| | 63"(1600mm) | 60"(1524mm) | SYCW-3460-L | ■ ■ ■ ■ | 1030.81 | 1081.02 | 1640.90 | 1691.11 |
| | 69"(1753mm) | 66"(1676mm) | SYCW-3466-L | ■ ■ ■ ■ | 1063.45 | 1119.00 | 1728.04 | 1783.59 |
| | 75"(1905mm) | 72"(1829mm) | SYCW-3472-L | ■ ■ ■ ■ | 1096.09 | 1156.98 | 1815.18 | 1876.07 |
| | 81"(2057mm) | 78"(1981mm) | SYCW-3478-L | ■ ■ ■ ■ | 1128.73 | 1194.96 | 1902.32 | 1968.55 |
| | 87"(2210mm) | 84"(2134mm) | SYCW-3484-L | ■ ■ ■ ■ | 1161.37 | 1232.94 | 1989.46 | 2061.03 |
| | 93"(2362mm) | 90"(2286mm) | SYCW-3490-L | ■ ■ ■ ■ | 1194.01 | 1270.92 | 2076.60 | 2153.51 |
| | 99"(2515mm) | 96"(2438mm) | SYCW-3496-L | ■ ■ ■ ■ | 1226.65 | 1308.90 | 2163.74 | 2245.99 |
| 105"(2667mm) | 102"(2591mm) | SYCW-34A2-L | ■ ■ ■ ■ | 1259.29 | 1346.88 | 2250.88 | 2338.47 | |
| 111"(2819mm) | 108"(2743mm) | SYCW-34A8-L | ■ ■ ■ ■ | 1291.93 | 1384.86 | 2338.02 | 2430.95 | |
| 117"(2972mm) | 114"(2896mm) | SYCW-34B4-L | ■ ■ ■ ■ | 1324.57 | 1422.84 | 2425.16 | 2523.43 | |

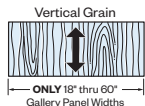
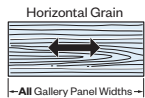
Gallery Panel to Compose Panel End-of-Run C (Center Mount)

| Nominal Height | Actual Width | Nominal Width | Number | | No Glass HPL | | Glass Ready HPL | |
|------------------------------------|--------------|---------------|-------------|------|--------------|-----------|-----------------|------------|
| | | | ① | ②③④ | A | B | A | B |
| 42"(1067mm) | 21"(533mm) | 18"(457mm) | SYCW-4218-L | ■■■■ | \$ 611.90 | \$ 634.89 | \$ 840.49 | \$ 863.48 |
| | 27"(686mm) | 24"(610mm) | SYCW-4224-L | ■■■■ | 644.54 | 672.87 | 927.63 | 955.96 |
| | 33"(838mm) | 30"(762mm) | SYCW-4230-L | ■■■■ | 677.18 | 710.85 | 1014.77 | 1048.44 |
| | 39"(991mm) | 36"(914mm) | SYCW-4236-L | ■■■■ | 865.26 | 904.27 | 1257.35 | 1296.36 |
| | 45"(1143mm) | 42"(1067mm) | SYCW-4242-L | ■■■■ | 995.05 | 1039.40 | 1441.64 | 1485.99 |
| | 51"(1295mm) | 48"(1219mm) | SYCW-4248-L | ■■■■ | 1027.69 | 1077.38 | 1528.78 | 1578.47 |
| | 57"(1448mm) | 54"(1372mm) | SYCW-4254-L | ■■■■ | 1060.33 | 1115.36 | 1615.92 | 1670.95 |
| | 63"(1600mm) | 60"(1524mm) | SYCW-4260-L | ■■■■ | 1092.97 | 1153.34 | 1703.06 | 1763.43 |
| | 69"(1753mm) | 66"(1676mm) | SYCW-4266-L | ■■■■ | 1125.61 | 1191.32 | 1790.20 | 1855.91 |
| | 75"(1905mm) | 72"(1829mm) | SYCW-4272-L | ■■■■ | 1158.25 | 1229.30 | 1877.34 | 1948.39 |
| | 81"(2057mm) | 78"(1981mm) | SYCW-4278-L | ■■■■ | 1190.89 | 1267.28 | 1964.48 | 2040.87 |
| | 87"(2210mm) | 84"(2134mm) | SYCW-4284-L | ■■■■ | 1223.53 | 1305.26 | 2051.62 | 2133.35 |
| | 93"(2362mm) | 90"(2286mm) | SYCW-4290-L | ■■■■ | 1256.17 | 1343.24 | 2138.76 | 2225.83 |
| | 99"(2515mm) | 96"(2438mm) | SYCW-4296-L | ■■■■ | 1288.81 | 1381.22 | 2225.90 | 2318.31 |
| | 105"(2667mm) | 102"(2591mm) | SYCW-42A2-L | ■■■■ | 1321.45 | 1419.20 | 2313.04 | 2410.79 |
| | 111"(2819mm) | 108"(2743mm) | SYCW-42A8-L | ■■■■ | 1354.09 | 1457.18 | 2400.18 | 2503.27 |
| | 117"(2972mm) | 114"(2896mm) | SYCW-42B4-L | ■■■■ | 1386.73 | 1495.16 | 2487.32 | 2595.75 |
| Gallery Panels 50"(1270mm)H | | | | | | | | |
| 50"(1270mm) | 21"(533mm) | 18"(457mm) | SYC -5018-L | ■■■■ | \$ 674.06 | \$ 707.21 | \$ 902.65 | \$ 935.80 |
| | 27"(686mm) | 24"(610mm) | SYC -5024-L | ■■■■ | 706.70 | 745.19 | 989.79 | 1028.28 |
| | 33"(838mm) | 30"(762mm) | SYC -5030-L | ■■■■ | 739.34 | 783.17 | 1076.93 | 1120.76 |
| | 39"(991mm) | 36"(914mm) | SYC -5036-L | ■■■■ | 927.42 | 976.59 | 1319.51 | 1368.68 |
| | 45"(1143mm) | 42"(1067mm) | SYC -5042-L | ■■■■ | 1057.21 | 1111.72 | 1503.80 | 1558.31 |
| | 51"(1295mm) | 48"(1219mm) | SYC -5048-L | ■■■■ | 1089.85 | 1149.70 | 1590.94 | 1650.79 |
| | 57"(1448mm) | 54"(1372mm) | SYC -5054-L | ■■■■ | 1122.49 | 1187.68 | 1678.08 | 1743.27 |
| | 63"(1600mm) | 60"(1524mm) | SYC -5060-L | ■■■■ | 1155.13 | 1225.66 | 1765.22 | 1835.75 |
| | 69"(1753mm) | 66"(1676mm) | SYC -5066-L | ■■■■ | 1187.77 | 1263.64 | 1852.36 | 1928.23 |
| | 75"(1905mm) | 72"(1829mm) | SYC -5072-L | ■■■■ | 1220.41 | 1301.62 | 1939.50 | 2020.71 |
| | 81"(2057mm) | 78"(1981mm) | SYC -5078-L | ■■■■ | 1253.05 | 1339.60 | 2026.64 | 2113.19 |
| | 87"(2210mm) | 84"(2134mm) | SYC -5084-L | ■■■■ | 1285.69 | 1377.58 | 2113.78 | 2205.67 |
| | 93"(2362mm) | 90"(2286mm) | SYC -5090-L | ■■■■ | 1318.33 | 1415.56 | 2200.92 | 2298.15 |
| | 99"(2515mm) | 96"(2438mm) | SYC -5096-L | ■■■■ | 1350.97 | 1453.54 | 2288.06 | 2390.63 |
| | 105"(2667mm) | 102"(2591mm) | SYC -50A2-L | ■■■■ | 1383.61 | 1491.52 | 2375.20 | 2483.11 |
| | 111"(2819mm) | 108"(2743mm) | SYC -50A8-L | ■■■■ | 1416.25 | 1529.50 | 2462.34 | 2575.59 |
| | 117"(2972mm) | 114"(2896mm) | SYC -50B4-L | ■■■■ | 1448.89 | 1567.48 | 2549.48 | 2668.07 |
| Gallery Panels 58"(1473mm)H | | | | | | | | |
| 58"(1473mm) | 21"(533mm) | 18"(457mm) | SYC -5818-L | ■■■■ | \$ 736.22 | \$ 779.53 | \$ 964.81 | \$ 1008.12 |
| | 27"(686mm) | 24"(610mm) | SYC -5824-L | ■■■■ | 768.86 | 817.51 | 1051.95 | 1100.60 |
| | 33"(838mm) | 30"(762mm) | SYC -5830-L | ■■■■ | 801.50 | 855.49 | 1139.09 | 1193.08 |
| | 39"(991mm) | 36"(914mm) | SYC -5836-L | ■■■■ | 989.58 | 1048.91 | 1381.67 | 1441.00 |
| | 45"(1143mm) | 42"(1067mm) | SYC -5842-L | ■■■■ | 1119.37 | 1184.04 | 1565.96 | 1630.63 |
| | 51"(1295mm) | 48"(1219mm) | SYC -5848-L | ■■■■ | 1152.01 | 1222.02 | 1653.10 | 1723.11 |
| | 57"(1448mm) | 54"(1372mm) | SYC -5854-L | ■■■■ | 1184.65 | 1260.00 | 1740.24 | 1815.59 |
| | 63"(1600mm) | 60"(1524mm) | SYC -5860-L | ■■■■ | 1217.29 | 1297.98 | 1827.38 | 1908.07 |

Gallery Panel to Compose Panel Intermediate T (Two-Sided Left/Right)



SYTW
SYTZ



Class BC – Discount Group IX

Features

- Includes one pre-drilled, finished panel and attachment hardware.
- Gallery Panel is 1.18" (30mm) thick. Compose panel adds 3" (76mm) to width.
- High Pressure Laminate (HPL) panel has 1mm edgeband.
- Glides provide 1.5" (38mm) level adjustment.
- Panel and hardware are field installed.
- Rail for glass ready option standard in black.
- Handedness is determined by Face Connection.
- **Power pass through standard at the base.**

Specification Tips

- For intermediate use between two Compose panel frames. The two Compose panel frames must be the same height. Specify two Variable Height End-of-Run Trim or a Gallery Panel Variable Height In-Line Trim Post if the Gallery Panel is shorter than the two Compose panel frames.
- Not for use with Compose Glass Panels.
- Gallery Panels and Compose panel frames can be the same height, lower or taller than each other. Panel frame attachment heights on the Face of the Gallery Panel are available at 26" (660mm)H or 50" (1270mm)H:
 - If the Gallery Panel or panel frame are 42" (1067mm)H or lower, select W (26" (660mm)H) for mounting height.
 - If the Gallery Panel and panel frame are 50" (1270mm)H or higher select Z (50" (1270mm)H) for mounting height.
 - In conditions with Stack Frames, choose connection based on height of panel frame. **DO NOT MATCH HEIGHT OF STACK FRAME(S).**
- Gallery Panel has a handed face connection on both sides.
- Refer to the Specification Guide for Face and End mounting application guidelines.
- Base power applications require separately specified Flexible Power Connector - Corner Span, Work-height (VZEF-OBOQ-).
- Specify No Glass option when using Glass Topper Holder Kit.
- "No Glass" Gallery Panels option cannot be retrofit to Glass Ready Option.
- Separately specify:
 - Insert Glass for Glass-Ready Gallery Panels
 - Glass Topper Holder Kit

To Order, Specify:

1) Product number, including:

1 Face Connection Height

W 26" (660mm)H-42" (1067mm)H
Frame

Z 50" (1270mm)H or higher
Frame

2 Other End (Finished End or Connection End)

N No Connection (Finished End)

A 26" (660mm)H Connection

B 34" (864mm)H Connection

C 42" (1067mm)H Connection

D 50" (1270mm)H Connection

E 58" (1473mm)H Connection

3 Glass Options

N No Glass (Finished Top)

G Glass Ready

2) Laminate surface color.

3) Edgeband color.

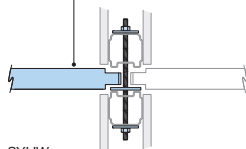
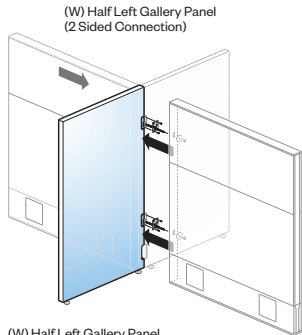
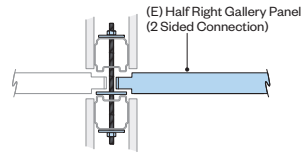
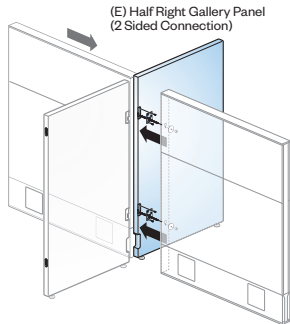
Gallery Panel to Compose Panel Intermediate T (Two-Sided Left/Right)

| Nominal Height | Actual Width | Nominal Width | Number | | No Glass HPL | | Glass Ready HPL | |
|--|--------------|---------------|--------------|----|--------------|-----------|-----------------|-----------|
| | | | ① | ②③ | A | B | A | B |
| Gallery Panels 26"(660mm)H-42"(1067mm)H | | | | | | | | |
| 26"(660mm) | 21"(533mm) | 18"(457mm) | SYTW-2618-LN | | \$ 620.95 | \$ 623.62 | \$ 849.54 | \$ 852.21 |
| | 27"(686mm) | 24"(610mm) | SYTW-2624-LN | | 653.59 | 661.60 | 936.68 | 944.69 |
| | 33"(838mm) | 30"(762mm) | SYTW-2630-LN | | 686.23 | 699.58 | 1023.82 | 1037.17 |
| | 39"(991mm) | 36"(914mm) | SYTW-2636-LN | | 874.31 | 893.00 | 1266.40 | 1285.09 |
| | 45"(1143mm) | 42"(1067mm) | SYTW-2642-LN | | 1004.10 | 1028.13 | 1450.69 | 1474.72 |
| | 51"(1295mm) | 48"(1219mm) | SYTW-2648-LN | | 1036.74 | 1066.11 | 1537.83 | 1567.20 |
| | 57"(1448mm) | 54"(1372mm) | SYTW-2654-LN | | 1069.38 | 1104.09 | 1624.97 | 1659.68 |
| | 63"(1600mm) | 60"(1524mm) | SYTW-2660-LN | | 1102.02 | 1142.07 | 1712.11 | 1752.16 |
| | 69"(1753mm) | 66"(1676mm) | SYTW-2666-LN | | 1134.66 | 1180.05 | 1799.25 | 1844.64 |
| | 75"(1905mm) | 72"(1829mm) | SYTW-2672-LN | | 1167.30 | 1218.03 | 1886.39 | 1937.12 |
| | 81"(2057mm) | 78"(1981mm) | SYTW-2678-LN | | 1199.94 | 1256.01 | 1973.53 | 2029.60 |
| | 87"(2210mm) | 84"(2134mm) | SYTW-2684-LN | | 1232.58 | 1293.99 | 2060.67 | 2122.08 |
| | 93"(2362mm) | 90"(2286mm) | SYTW-2690-LN | | 1265.22 | 1331.97 | 2147.81 | 2214.56 |
| | 99"(2515mm) | 96"(2438mm) | SYTW-2696-LN | | 1297.86 | 1369.95 | 2234.95 | 2307.04 |
| | 105"(2667mm) | 102"(2591mm) | SYTW-26A2-LN | | 1330.50 | 1407.93 | 2322.09 | 2399.52 |
| | 111"(2819mm) | 108"(2743mm) | SYTW-26A8-LN | | 1363.14 | 1445.91 | 2409.23 | 2492.00 |
| | 117"(2972mm) | 114"(2896mm) | SYTW-26B4-LN | | 1395.78 | 1483.89 | 2496.37 | 2584.48 |
| 27"(686mm) | 21"(533mm) | 18"(457mm) | SYTW-2718-LN | | \$ 628.72 | \$ 632.66 | \$ 857.31 | \$ 861.25 |
| | 27"(686mm) | 24"(610mm) | SYTW-2724-LN | | 661.36 | 670.64 | 944.45 | 953.73 |
| | 33"(838mm) | 30"(762mm) | SYTW-2730-LN | | 694.00 | 708.62 | 1031.59 | 1046.21 |
| | 39"(991mm) | 36"(914mm) | SYTW-2736-LN | | 882.08 | 902.04 | 1274.17 | 1294.13 |
| | 45"(1143mm) | 42"(1067mm) | SYTW-2742-LN | | 1011.87 | 1037.17 | 1458.46 | 1483.76 |
| | 51"(1295mm) | 48"(1219mm) | SYTW-2748-LN | | 1044.51 | 1075.15 | 1545.60 | 1576.24 |
| | 57"(1448mm) | 54"(1372mm) | SYTW-2754-LN | | 1077.15 | 1113.13 | 1632.74 | 1668.72 |
| | 63"(1600mm) | 60"(1524mm) | SYTW-2760-LN | | 1109.79 | 1151.11 | 1719.88 | 1761.20 |
| | 69"(1753mm) | 66"(1676mm) | SYTW-2766-LN | | 1142.43 | 1189.09 | 1807.02 | 1853.68 |
| | 75"(1905mm) | 72"(1829mm) | SYTW-2772-LN | | 1175.07 | 1227.07 | 1894.16 | 1946.16 |
| | 81"(2057mm) | 78"(1981mm) | SYTW-2778-LN | | 1207.71 | 1265.05 | 1981.30 | 2038.64 |
| | 87"(2210mm) | 84"(2134mm) | SYTW-2784-LN | | 1240.35 | 1303.03 | 2068.44 | 2131.12 |
| | 93"(2362mm) | 90"(2286mm) | SYTW-2790-LN | | 1272.99 | 1341.01 | 2155.58 | 2223.60 |
| | 99"(2515mm) | 96"(2438mm) | SYTW-2796-LN | | 1305.63 | 1378.99 | 2242.72 | 2316.08 |
| | 105"(2667mm) | 102"(2591mm) | SYTW-27A2-LN | | 1338.27 | 1416.97 | 2329.86 | 2408.56 |
| | 111"(2819mm) | 108"(2743mm) | SYTW-27A8-LN | | 1370.91 | 1454.95 | 2417.00 | 2501.04 |
| | 117"(2972mm) | 114"(2896mm) | SYTW-27B4-LN | | 1403.55 | 1492.93 | 2504.14 | 2593.52 |
| 34"(864mm) | 21"(533mm) | 18"(457mm) | SYTW-3418-LN | | \$ 683.11 | \$ 695.94 | \$ 911.70 | \$ 924.53 |
| | 27"(686mm) | 24"(610mm) | SYTW-3424-LN | | 715.75 | 733.92 | 998.84 | 1017.01 |
| | 33"(838mm) | 30"(762mm) | SYTW-3430-LN | | 748.39 | 771.90 | 1085.98 | 1109.49 |
| | 39"(991mm) | 36"(914mm) | SYTW-3436-LN | | 936.47 | 965.32 | 1328.56 | 1357.41 |
| | 45"(1143mm) | 42"(1067mm) | SYTW-3442-LN | | 1066.26 | 1100.45 | 1512.85 | 1547.04 |
| | 51"(1295mm) | 48"(1219mm) | SYTW-3448-LN | | 1098.90 | 1138.43 | 1599.99 | 1639.52 |
| | 57"(1448mm) | 54"(1372mm) | SYTW-3454-LN | | 1131.54 | 1176.41 | 1687.13 | 1732.00 |
| | 63"(1600mm) | 60"(1524mm) | SYTW-3460-LN | | 1164.18 | 1214.39 | 1774.27 | 1824.48 |
| | 69"(1753mm) | 66"(1676mm) | SYTW-3466-LN | | 1196.82 | 1252.37 | 1861.41 | 1916.96 |
| | 75"(1905mm) | 72"(1829mm) | SYTW-3472-LN | | 1229.46 | 1290.35 | 1948.55 | 2009.44 |
| | 81"(2057mm) | 78"(1981mm) | SYTW-3478-LN | | 1262.10 | 1328.33 | 2035.69 | 2101.92 |
| | 87"(2210mm) | 84"(2134mm) | SYTW-3484-LN | | 1294.74 | 1366.31 | 2122.83 | 2194.40 |
| | 93"(2362mm) | 90"(2286mm) | SYTW-3490-LN | | 1327.38 | 1404.29 | 2209.97 | 2286.88 |
| | 99"(2515mm) | 96"(2438mm) | SYTW-3496-LN | | 1360.02 | 1442.27 | 2297.11 | 2379.36 |
| | 105"(2667mm) | 102"(2591mm) | SYTW-34A2-LN | | 1392.66 | 1480.25 | 2384.25 | 2471.84 |
| | 111"(2819mm) | 108"(2743mm) | SYTW-34A8-LN | | 1425.30 | 1518.23 | 2471.39 | 2564.32 |
| | 117"(2972mm) | 114"(2896mm) | SYTW-34B4-LN | | 1457.94 | 1556.21 | 2558.53 | 2656.80 |

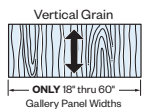
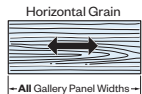
Gallery Panel to Compose Panel Intermediate T (Two-Sided Left/Right)

| Nominal Height | Actual Width | Nominal Width | Number | | No Glass HPL | | Glass Ready HPL | |
|------------------------------------|--------------|---------------|--------------|----|--------------|-----------|-----------------|------------|
| | | | ① | ②③ | A | B | A | B |
| 42"(1067mm) | 21"(533mm) | 18"(457mm) | SYTW-4218-LN | | \$ 745.27 | \$ 768.26 | \$ 973.86 | \$ 996.85 |
| | 27"(686mm) | 24"(610mm) | SYTW-4224-LN | | 777.91 | 806.24 | 1061.00 | 1089.33 |
| | 33"(838mm) | 30"(762mm) | SYTW-4230-LN | | 810.55 | 844.22 | 1148.14 | 1181.81 |
| | 39"(991mm) | 36"(914mm) | SYTW-4236-LN | | 998.63 | 1037.64 | 1390.72 | 1429.73 |
| | 45"(1143mm) | 42"(1067mm) | SYTW-4242-LN | | 1128.42 | 1172.77 | 1575.01 | 1619.36 |
| | 51"(1295mm) | 48"(1219mm) | SYTW-4248-LN | | 1161.06 | 1210.75 | 1662.15 | 1711.84 |
| | 57"(1448mm) | 54"(1372mm) | SYTW-4254-LN | | 1193.70 | 1248.73 | 1749.29 | 1804.32 |
| | 63"(1600mm) | 60"(1524mm) | SYTW-4260-LN | | 1226.34 | 1286.71 | 1836.43 | 1896.80 |
| | 69"(1753mm) | 66"(1676mm) | SYTW-4266-LN | | 1258.98 | 1324.69 | 1923.57 | 1989.28 |
| | 75"(1905mm) | 72"(1829mm) | SYTW-4272-LN | | 1291.62 | 1362.67 | 2010.71 | 2081.76 |
| | 81"(2057mm) | 78"(1981mm) | SYTW-4278-LN | | 1324.26 | 1400.65 | 2097.85 | 2174.24 |
| | 87"(2210mm) | 84"(2134mm) | SYTW-4284-LN | | 1356.90 | 1438.63 | 2184.99 | 2266.72 |
| | 93"(2362mm) | 90"(2286mm) | SYTW-4290-LN | | 1389.54 | 1476.61 | 2272.13 | 2359.20 |
| | 99"(2515mm) | 96"(2438mm) | SYTW-4296-LN | | 1422.18 | 1514.59 | 2359.27 | 2451.68 |
| | 105"(2667mm) | 102"(2591mm) | SYTW-42A2-LN | | 1454.82 | 1552.57 | 2446.41 | 2544.16 |
| | 111"(2819mm) | 108"(2743mm) | SYTW-42A8-LN | | 1487.46 | 1590.55 | 2533.55 | 2636.64 |
| | 117"(2972mm) | 114"(2896mm) | SYTW-42B4-LN | | 1520.10 | 1628.53 | 2620.69 | 2729.12 |
| Gallery Panels 50"(1270mm)H | | | | | | | | |
| 50"(1270mm) | 21"(533mm) | 18"(457mm) | SYT -5018-LN | | \$ 807.43 | \$ 840.58 | \$ 1036.02 | \$ 1069.17 |
| | 27"(686mm) | 24"(610mm) | SYT -5024-LN | | 840.07 | 878.56 | 1123.16 | 1161.65 |
| | 33"(838mm) | 30"(762mm) | SYT -5030-LN | | 872.71 | 916.54 | 1210.30 | 1254.13 |
| | 39"(991mm) | 36"(914mm) | SYT -5036-LN | | 1060.79 | 1109.96 | 1452.88 | 1502.05 |
| | 45"(1143mm) | 42"(1067mm) | SYT -5042-LN | | 1190.58 | 1245.09 | 1637.17 | 1691.68 |
| | 51"(1295mm) | 48"(1219mm) | SYT -5048-LN | | 1223.22 | 1283.07 | 1724.31 | 1784.16 |
| | 57"(1448mm) | 54"(1372mm) | SYT -5054-LN | | 1255.86 | 1321.05 | 1811.45 | 1876.64 |
| | 63"(1600mm) | 60"(1524mm) | SYT -5060-LN | | 1288.50 | 1359.03 | 1898.59 | 1969.12 |
| | 69"(1753mm) | 66"(1676mm) | SYT -5066-LN | | 1321.14 | 1397.01 | 1985.73 | 2061.60 |
| | 75"(1905mm) | 72"(1829mm) | SYT -5072-LN | | 1353.78 | 1434.99 | 2072.87 | 2154.08 |
| | 81"(2057mm) | 78"(1981mm) | SYT -5078-LN | | 1386.42 | 1472.97 | 2160.01 | 2246.56 |
| | 87"(2210mm) | 84"(2134mm) | SYT -5084-LN | | 1419.06 | 1510.95 | 2247.15 | 2339.04 |
| | 93"(2362mm) | 90"(2286mm) | SYT -5090-LN | | 1451.70 | 1548.93 | 2334.29 | 2431.52 |
| | 99"(2515mm) | 96"(2438mm) | SYT -5096-LN | | 1484.34 | 1586.91 | 2421.43 | 2524.00 |
| | 105"(2667mm) | 102"(2591mm) | SYT -50A2-LN | | 1516.98 | 1624.89 | 2508.57 | 2616.48 |
| | 111"(2819mm) | 108"(2743mm) | SYT -50A8-LN | | 1549.62 | 1662.87 | 2595.71 | 2708.96 |
| | 117"(2972mm) | 114"(2896mm) | SYT -50B4-LN | | 1582.26 | 1700.85 | 2682.85 | 2801.44 |
| Gallery Panels 58"(1473mm)H | | | | | | | | |
| 58"(1473mm) | 21"(533mm) | 18"(457mm) | SYT -5818-LN | | \$ 869.59 | \$ 912.90 | \$ 1098.18 | \$ 1141.49 |
| | 27"(686mm) | 24"(610mm) | SYT -5824-LN | | 902.23 | 950.88 | 1185.32 | 1233.97 |
| | 33"(838mm) | 30"(762mm) | SYT -5830-LN | | 934.87 | 988.86 | 1272.46 | 1326.45 |
| | 39"(991mm) | 36"(914mm) | SYT -5836-LN | | 1122.95 | 1182.28 | 1515.04 | 1574.37 |
| | 45"(1143mm) | 42"(1067mm) | SYT -5842-LN | | 1252.74 | 1317.41 | 1699.33 | 1764.00 |
| | 51"(1295mm) | 48"(1219mm) | SYT -5848-LN | | 1285.38 | 1355.39 | 1786.47 | 1856.48 |
| | 57"(1448mm) | 54"(1372mm) | SYT -5854-LN | | 1318.02 | 1393.37 | 1873.61 | 1948.96 |
| | 63"(1600mm) | 60"(1524mm) | SYT -5860-LN | | 1350.66 | 1431.35 | 1960.75 | 2041.44 |

Gallery Panel to Compose Panel Intermediate H (Two-Sided Half Left/Right)



SYHW
SYHZ



Class BC – Discount Group IX

Features

- Includes one pre-drilled, finished panel and attachment hardware.
- Attachment hardware includes two flat brackets to install on one side of the Gallery Panel.
- Gallery Panel is 1.18"(30mm) thick. Half Compose panel adds 1.5"(38mm) to width.
- High Pressure Laminate (HPL) panel has 1mm edgeband.
- Glides provide 1.5"(38mm) level adjustment.
- Panel and hardware are field installed.
- Rail for glass ready option standard in black.
- Power pass through standard at the base.

Specification Tips

- Two (H) Half Intermediate Gallery Panels are required for this application. Gallery Panel heights must match, widths may be different.
- For intermediate use between two Compose panel frames. The two Compose panel frames must be the same height. Specify two Variable Height End-of-Run Trim or a Gallery Panel Variable Height In-Line Trim Post if the Gallery Panel is shorter than the two panel frames.
- Not for use with Compose Glass Panels.
- Gallery Panels and Compose panel frames can be the same height, lower or taller than each other. Panel frame attachment heights on the Face of the Gallery Panel are available at 26"(660mm)H or 50"(1270mm)H:
 - If the Gallery Panel or panel frame are 42"(1067mm)H or lower, select W (26"(660mm)H) for mounting height.
 - If the Gallery Panel and panel frame are 50"(1270mm)H or higher select Z (50"(1270mm)H) for mounting height.
 - In conditions with Stack Frames, choose connection based on height of panel frame. **DO NOT MATCH HEIGHT OF STACK FRAME(S).**
- Gallery Panel has a handed face connection on both sides.
- Refer to the Specification Guide for Face and End mounting application guidelines.
- Base power applications require separately specified Flexible Power Connector - Corner Span, Work-height (VZEF-OBOQ-).
- Specify No Glass option when using Glass Topper Holder Kit.
- "No Glass" Gallery Panels option cannot be retrofit to Glass Ready Option.
- Separately specify:
 - Insert Glass for Glass-Ready Gallery Panels
 - Glass Topper Holder Kit

To Order, Specify:

1) Product number, including:

1 Face Connection Height for Both Faces

W 26"(660mm)H-42"(1067mm)H Frame

Z 50"(1270mm)H or higher Frame

2 Other End (Finished End or Connection End)

N No Connection (Finished End)

A 26"(660mm)H Connection

B 34"(864mm)H Connection

C 42"(1067mm)H Connection

D 50"(1270mm)H Connection

E 58"(1473mm)H Connection

3 Glass Options

N No Glass (Finished Top)

G Glass Ready

2) Laminate surface color.

3) Edgeband color.

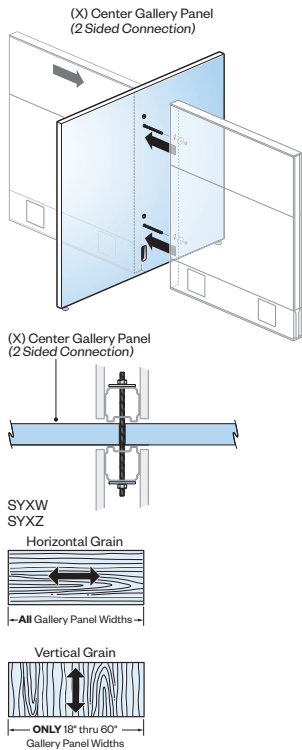
Gallery Panel to Compose Panel Intermediate H (Two-Sided Half Left/Right)

| Nominal Height | Actual Width | Nominal Width | Number | | No Glass HPL | | Glass Ready HPL | |
|--|----------------|---------------|--------------|----|--------------|-----------|-----------------|-----------|
| | | | ① | ②③ | A | B | A | B |
| Gallery Panels 26"(660mm)H-42"(1067mm)H | | | | | | | | |
| 26"(660mm) | 19.5"(495mm) | 18"(457mm) | SYHW-2618-LN | | \$ 620.95 | \$ 623.62 | \$ 849.54 | \$ 852.21 |
| | 25.5"(648mm) | 24"(610mm) | SYHW-2624-LN | | 653.59 | 661.60 | 936.68 | 944.69 |
| | 31.5"(800mm) | 30"(762mm) | SYHW-2630-LN | | 686.23 | 699.58 | 1023.82 | 1037.17 |
| | 37.5"(953mm) | 36"(914mm) | SYHW-2636-LN | | 874.31 | 893.00 | 1266.40 | 1285.09 |
| | 43.5"(1105mm) | 42"(1067mm) | SYHW-2642-LN | | 1004.10 | 1028.13 | 1450.69 | 1474.72 |
| | 49.5"(1257mm) | 48"(1219mm) | SYHW-2648-LN | | 1036.74 | 1066.11 | 1537.83 | 1567.20 |
| | 55.5"(1410mm) | 54"(1372mm) | SYHW-2654-LN | | 1069.38 | 1104.09 | 1624.97 | 1659.68 |
| | 61.5"(1562mm) | 60"(1524mm) | SYHW-2660-LN | | 1102.02 | 1142.07 | 1712.11 | 1752.16 |
| | 67.5"(1715mm) | 66"(1676mm) | SYHW-2666-LN | | 1134.66 | 1180.05 | 1799.25 | 1844.64 |
| | 73.5"(1867mm) | 72"(1829mm) | SYHW-2672-LN | | 1167.30 | 1218.03 | 1886.39 | 1937.12 |
| | 79.5"(2019mm) | 78"(1981mm) | SYHW-2678-LN | | 1199.94 | 1256.01 | 1973.53 | 2029.60 |
| | 85.5"(2172mm) | 84"(2134mm) | SYHW-2684-LN | | 1232.58 | 1293.99 | 2060.67 | 2122.08 |
| | 91.5"(2324mm) | 90"(2286mm) | SYHW-2690-LN | | 1265.22 | 1331.97 | 2147.81 | 2214.56 |
| | 97.5"(2477mm) | 96"(2438mm) | SYHW-2696-LN | | 1297.86 | 1369.95 | 2234.95 | 2307.04 |
| | 103.5"(2629mm) | 102"(2591mm) | SYHW-26A2-LN | | 1330.50 | 1407.93 | 2322.09 | 2399.52 |
| | 109.5"(2781mm) | 108"(2743mm) | SYHW-26A8-LN | | 1363.14 | 1445.91 | 2409.23 | 2492.00 |
| | 115.5"(2934mm) | 114"(2896mm) | SYHW-26B4-LN | | 1395.78 | 1483.89 | 2496.37 | 2584.48 |
| 27"(686mm) | 19.5"(495mm) | 18"(457mm) | SYHW-2718-LN | | \$ 628.72 | \$ 632.66 | \$ 857.31 | \$ 861.25 |
| | 25.5"(648mm) | 24"(610mm) | SYHW-2724-LN | | 661.36 | 670.64 | 944.45 | 953.73 |
| | 31.5"(800mm) | 30"(762mm) | SYHW-2730-LN | | 694.00 | 708.62 | 1031.59 | 1046.21 |
| | 37.5"(953mm) | 36"(914mm) | SYHW-2736-LN | | 882.08 | 902.04 | 1274.17 | 1294.13 |
| | 43.5"(1105mm) | 42"(1067mm) | SYHW-2742-LN | | 1011.87 | 1037.17 | 1458.46 | 1483.76 |
| | 49.5"(1257mm) | 48"(1219mm) | SYHW-2748-LN | | 1044.51 | 1075.15 | 1545.60 | 1576.24 |
| | 55.5"(1410mm) | 54"(1372mm) | SYHW-2754-LN | | 1077.15 | 1113.13 | 1632.74 | 1668.72 |
| | 61.5"(1562mm) | 60"(1524mm) | SYHW-2760-LN | | 1109.79 | 1151.11 | 1719.88 | 1761.20 |
| | 67.5"(1715mm) | 66"(1676mm) | SYHW-2766-LN | | 1142.43 | 1189.09 | 1807.02 | 1853.68 |
| | 73.5"(1867mm) | 72"(1829mm) | SYHW-2772-LN | | 1175.07 | 1227.07 | 1894.16 | 1946.16 |
| | 79.5"(2019mm) | 78"(1981mm) | SYHW-2778-LN | | 1207.71 | 1265.05 | 1981.30 | 2038.64 |
| | 85.5"(2172mm) | 84"(2134mm) | SYHW-2784-LN | | 1240.35 | 1303.03 | 2068.44 | 2131.12 |
| | 91.5"(2324mm) | 90"(2286mm) | SYHW-2790-LN | | 1272.99 | 1341.01 | 2155.58 | 2223.60 |
| | 97.5"(2477mm) | 96"(2438mm) | SYHW-2796-LN | | 1305.63 | 1378.99 | 2242.72 | 2316.08 |
| | 103.5"(2629mm) | 102"(2591mm) | SYHW-27A2-LN | | 1338.27 | 1416.97 | 2329.86 | 2408.56 |
| | 109.5"(2781mm) | 108"(2743mm) | SYHW-27A8-LN | | 1370.91 | 1454.95 | 2417.00 | 2501.04 |
| | 115.5"(2934mm) | 114"(2896mm) | SYHW-27B4-LN | | 1403.55 | 1492.93 | 2504.14 | 2593.52 |
| 34"(864mm) | 19.5"(495mm) | 18"(457mm) | SYHW-3418-LN | | \$ 683.11 | \$ 695.94 | \$ 911.70 | \$ 924.53 |
| | 25.5"(648mm) | 24"(610mm) | SYHW-3424-LN | | 715.75 | 733.92 | 998.84 | 1017.01 |
| | 31.5"(800mm) | 30"(762mm) | SYHW-3430-LN | | 748.39 | 771.90 | 1085.98 | 1109.49 |
| | 37.5"(953mm) | 36"(914mm) | SYHW-3436-LN | | 936.47 | 965.32 | 1328.56 | 1357.41 |
| | 43.5"(1105mm) | 42"(1067mm) | SYHW-3442-LN | | 1066.26 | 1100.45 | 1512.85 | 1547.04 |
| | 49.5"(1257mm) | 48"(1219mm) | SYHW-3448-LN | | 1098.90 | 1138.43 | 1599.99 | 1639.52 |
| | 55.5"(1410mm) | 54"(1372mm) | SYHW-3454-LN | | 1131.54 | 1176.41 | 1687.13 | 1732.00 |
| | 61.5"(1562mm) | 60"(1524mm) | SYHW-3460-LN | | 1164.18 | 1214.39 | 1774.27 | 1824.48 |
| | 67.5"(1715mm) | 66"(1676mm) | SYHW-3466-LN | | 1196.82 | 1252.37 | 1861.41 | 1916.96 |
| | 73.5"(1867mm) | 72"(1829mm) | SYHW-3472-LN | | 1229.46 | 1290.35 | 1948.55 | 2009.44 |
| | 79.5"(2019mm) | 78"(1981mm) | SYHW-3478-LN | | 1262.10 | 1328.33 | 2035.69 | 2101.92 |
| | 85.5"(2172mm) | 84"(2134mm) | SYHW-3484-LN | | 1294.74 | 1366.31 | 2122.83 | 2194.40 |
| | 91.5"(2324mm) | 90"(2286mm) | SYHW-3490-LN | | 1327.38 | 1404.29 | 2209.97 | 2286.88 |
| | 97.5"(2477mm) | 96"(2438mm) | SYHW-3496-LN | | 1360.02 | 1442.27 | 2297.11 | 2379.36 |
| | 103.5"(2629mm) | 102"(2591mm) | SYHW-34A2-LN | | 1392.66 | 1480.25 | 2384.25 | 2471.84 |
| | 109.5"(2781mm) | 108"(2743mm) | SYHW-34A8-LN | | 1425.30 | 1518.23 | 2471.39 | 2564.32 |
| | 115.5"(2934mm) | 114"(2896mm) | SYHW-34B4-LN | | 1457.94 | 1556.21 | 2558.53 | 2656.80 |

Gallery Panel to Compose Panel Intermediate H (Two-Sided Half Left/Right)

| Nominal Height | Actual Width | Nominal Width | Number | | No Glass HPL | | Glass Ready HPL | |
|------------------------------------|----------------|---------------|--------------|----|--------------|-----------|-----------------|------------|
| | | | ① | ②③ | A | B | A | B |
| 42"(1067mm) | 19.5"(495mm) | 18"(457mm) | SYHW-4218-LN | | \$ 745.27 | \$ 768.26 | \$ 973.86 | \$ 996.85 |
| | 25.5"(648mm) | 24"(610mm) | SYHW-4224-LN | | 777.91 | 806.24 | 1061.00 | 1089.33 |
| | 31.5"(800mm) | 30"(762mm) | SYHW-4230-LN | | 810.55 | 844.22 | 1148.14 | 1181.81 |
| | 37.5"(953mm) | 36"(914mm) | SYHW-4236-LN | | 998.63 | 1037.64 | 1390.72 | 1429.73 |
| | 43.5"(1105mm) | 42"(1067mm) | SYHW-4242-LN | | 1128.42 | 1172.77 | 1575.01 | 1619.36 |
| | 49.5"(1257mm) | 48"(1219mm) | SYHW-4248-LN | | 1161.06 | 1210.75 | 1662.15 | 1711.84 |
| | 55.5"(1410mm) | 54"(1372mm) | SYHW-4254-LN | | 1193.70 | 1248.73 | 1749.29 | 1804.32 |
| | 61.5"(1562mm) | 60"(1524mm) | SYHW-4260-LN | | 1226.34 | 1286.71 | 1836.43 | 1896.80 |
| | 67.5"(1715mm) | 66"(1676mm) | SYHW-4266-LN | | 1258.98 | 1324.69 | 1923.57 | 1989.28 |
| | 73.5"(1867mm) | 72"(1829mm) | SYHW-4272-LN | | 1291.62 | 1362.67 | 2010.71 | 2081.76 |
| | 79.5"(2019mm) | 78"(1981mm) | SYHW-4278-LN | | 1324.26 | 1400.65 | 2097.85 | 2174.24 |
| | 85.5"(2172mm) | 84"(2134mm) | SYHW-4284-LN | | 1356.90 | 1438.63 | 2184.99 | 2266.72 |
| | 91.5"(2324mm) | 90"(2286mm) | SYHW-4290-LN | | 1389.54 | 1476.61 | 2272.13 | 2359.20 |
| | 97.5"(2477mm) | 96"(2438mm) | SYHW-4296-LN | | 1422.18 | 1514.59 | 2359.27 | 2451.68 |
| | 103.5"(2629mm) | 102"(2591mm) | SYHW-42A2-LN | | 1454.82 | 1552.57 | 2446.41 | 2544.16 |
| | 109.5"(2781mm) | 108"(2743mm) | SYHW-42A8-LN | | 1487.46 | 1590.55 | 2533.55 | 2636.64 |
| | 115.5"(2934mm) | 114"(2896mm) | SYHW-42B4-LN | | 1520.10 | 1628.53 | 2620.69 | 2729.12 |
| Gallery Panels 50"(1270mm)H | | | | | | | | |
| 50"(1270mm) | 19.5"(495mm) | 18"(457mm) | SYH -5018-LN | | \$ 807.43 | \$ 840.58 | \$ 1036.02 | \$ 1069.17 |
| | 25.5"(648mm) | 24"(610mm) | SYH -5024-LN | | 840.07 | 878.56 | 1123.16 | 1161.65 |
| | 31.5"(800mm) | 30"(762mm) | SYH -5030-LN | | 872.71 | 916.54 | 1210.30 | 1254.13 |
| | 37.5"(953mm) | 36"(914mm) | SYH -5036-LN | | 1060.79 | 1109.96 | 1452.88 | 1502.05 |
| | 43.5"(1105mm) | 42"(1067mm) | SYH -5042-LN | | 1190.58 | 1245.09 | 1637.17 | 1691.68 |
| | 49.5"(1257mm) | 48"(1219mm) | SYH -5048-LN | | 1223.22 | 1283.07 | 1724.31 | 1784.16 |
| | 55.5"(1410mm) | 54"(1372mm) | SYH -5054-LN | | 1255.86 | 1321.05 | 1811.45 | 1876.64 |
| | 61.5"(1562mm) | 60"(1524mm) | SYH -5060-LN | | 1288.50 | 1359.03 | 1898.59 | 1969.12 |
| | 67.5"(1715mm) | 66"(1676mm) | SYH -5066-LN | | 1321.14 | 1397.01 | 1985.73 | 2061.60 |
| | 73.5"(1867mm) | 72"(1829mm) | SYH -5072-LN | | 1353.78 | 1434.99 | 2072.87 | 2154.08 |
| | 79.5"(2019mm) | 78"(1981mm) | SYH -5078-LN | | 1386.42 | 1472.97 | 2160.01 | 2246.56 |
| | 85.5"(2172mm) | 84"(2134mm) | SYH -5084-LN | | 1419.06 | 1510.95 | 2247.15 | 2339.04 |
| | 91.5"(2324mm) | 90"(2286mm) | SYH -5090-LN | | 1451.70 | 1548.93 | 2334.29 | 2431.52 |
| | 97.5"(2477mm) | 96"(2438mm) | SYH -5096-LN | | 1484.34 | 1586.91 | 2421.43 | 2524.00 |
| | 103.5"(2629mm) | 102"(2591mm) | SYH -50A2-LN | | 1516.98 | 1624.89 | 2508.57 | 2616.48 |
| | 109.5"(2781mm) | 108"(2743mm) | SYH -50A8-LN | | 1549.62 | 1662.87 | 2595.71 | 2708.96 |
| | 115.5"(2934mm) | 114"(2896mm) | SYH -50B4-LN | | 1582.26 | 1700.85 | 2682.85 | 2801.44 |
| Gallery Panels 58"(1473mm)H | | | | | | | | |
| 58"(1473mm) | 19.5"(495mm) | 18"(457mm) | SYH -5818-LN | | \$ 869.59 | \$ 912.90 | \$ 1098.18 | \$ 1141.49 |
| | 25.5"(648mm) | 24"(610mm) | SYH -5824-LN | | 902.23 | 950.88 | 1185.32 | 1233.97 |
| | 31.5"(800mm) | 30"(762mm) | SYH -5830-LN | | 934.87 | 988.86 | 1272.46 | 1326.45 |
| | 37.5"(953mm) | 36"(914mm) | SYH -5836-LN | | 1122.95 | 1182.28 | 1515.04 | 1574.37 |
| | 43.5"(1105mm) | 42"(1067mm) | SYH -5842-LN | | 1252.74 | 1317.41 | 1699.33 | 1764.00 |
| | 49.5"(1257mm) | 48"(1219mm) | SYH -5848-LN | | 1285.38 | 1355.39 | 1786.47 | 1856.48 |
| | 55.5"(1410mm) | 54"(1372mm) | SYH -5854-LN | | 1318.02 | 1393.37 | 1873.61 | 1948.96 |
| | 61.5"(1562mm) | 60"(1524mm) | SYH -5860-LN | | 1350.66 | 1431.35 | 1960.75 | 2041.44 |

Gallery Panel to Compose Panel Intermediate X (Center - Two Sided Mount)



Class BC – Discount Group IX

Features

- Includes one pre-drilled, finished panel and attachment hardware.
- Gallery Panel is 1.18”(30mm) thick. Compose panel adds 3”(76mm) to width.
- High Pressure Laminate (HPL) panel has 1mm edgeband.
- Glides provide 1.5”(38mm) level adjustment.
- Panel and hardware are field installed.
- Rail for glass ready option standard in black.
- **Power pass through standard at the base.**

Specification Tips

- For intermediate use between two Compose panel frames. The two panel frames must be the same height. Specify two Variable Height End-of-Run Trim or a Gallery Panel Variable Height In-Line Trim Post if the Gallery Panel is shorter than the two panel frames.
- Not for use with Compose Glass Panels.
- Gallery Panels and Compose panel frames can be the same height, lower or taller than each other. Compose panel frame attachment heights on the Face of the Gallery Panel are available at 26”(660mm)H or 50”(1270mm)H:
 - If the Gallery Panel or panel frame are 42”(1067mm)H or lower, select W (26”(660mm)H) for mounting height.
 - If the Gallery Panel and panel frame are 50”(1270mm)H or higher select Z (50”(1270mm)H) for mounting height.
 - In conditions with Stack Frames, choose connection based on height of panel frame. **DO NOT MATCH HEIGHT OF STACK FRAME(S).**
- Gallery Panel has a center face connection on both sides.
- Refer to the Specification Guide for Face and End mounting application guidelines.
- Base power applications require separately specified Flexible Power Connector - Corner Span, Work-height (VZEF-0B0Q-).
- Specify No Glass option when using Glass Topper Holder Kit.
- “No Glass” Gallery Panels option cannot be retrofit to Glass Ready Option.
- Separately specify:
 - Insert Glass for Glass-Ready Gallery Panels
 - Glass Topper Holder Kit

To Order, Specify:

1) Product number, including:

1 Face Connection Height for Both Faces

W 26”(660mm)H-42”(1067mm)H Frame

Z 50”(1270mm)H or higher Frame

2 First End (Finished End or Connection End)

N No Connection (Finished End)

A 26”(660mm)H Connection

B 34”(864mm)H Connection

C 42”(1067mm)H Connection

D 50”(1270mm)H Connection

E 58”(1473mm)H Connection

3 Other End (Finished End or Connection End)

N No Connection (Finished End)

A 26”(660mm)H Connection

B 34”(864mm)H Connection

C 42”(1067mm)H Connection

D 50”(1270mm)H Connection

E 58”(1473mm)H Connection

4 Glass Options

N No Glass (Finished Top)

G Glass Ready

2) Laminate surface color.

3) Edgeband color.

Gallery Panel to Compose Panel Intermediate X (Center - Two Sided Mount)

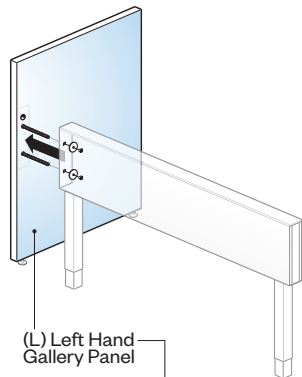
| Nominal Height | Actual Width | Nominal Width | Number | | No Glass HPL | | Glass Ready HPL | |
|--|--------------|---------------|-------------|---------|--------------|-----------|-----------------|-----------|
| | | | ① | ②③④ | A | B | A | B |
| Gallery Panels 26"(660mm)H-42"(1067mm)H | | | | | | | | |
| 26"(660mm) | 21"(533mm) | 18"(457mm) | SYXW-2618-L | ■ ■ ■ ■ | \$ 620.95 | \$ 623.62 | \$ 849.54 | \$ 852.21 |
| | 27"(686mm) | 24"(610mm) | SYXW-2624-L | ■ ■ ■ ■ | 653.59 | 661.60 | 936.68 | 944.69 |
| | 33"(838mm) | 30"(762mm) | SYXW-2630-L | ■ ■ ■ ■ | 686.23 | 699.58 | 1023.82 | 1037.17 |
| | 39"(991mm) | 36"(914mm) | SYXW-2636-L | ■ ■ ■ ■ | 874.31 | 893.00 | 1266.40 | 1285.09 |
| | 45"(1143mm) | 42"(1067mm) | SYXW-2642-L | ■ ■ ■ ■ | 1004.10 | 1028.13 | 1450.69 | 1474.72 |
| | 51"(1295mm) | 48"(1219mm) | SYXW-2648-L | ■ ■ ■ ■ | 1036.74 | 1066.11 | 1537.83 | 1567.20 |
| | 57"(1448mm) | 54"(1372mm) | SYXW-2654-L | ■ ■ ■ ■ | 1069.38 | 1104.09 | 1624.97 | 1659.68 |
| | 63"(1600mm) | 60"(1524mm) | SYXW-2660-L | ■ ■ ■ ■ | 1102.02 | 1142.07 | 1712.11 | 1752.16 |
| | 69"(1753mm) | 66"(1676mm) | SYXW-2666-L | ■ ■ ■ ■ | 1134.66 | 1180.05 | 1799.25 | 1844.64 |
| | 75"(1905mm) | 72"(1829mm) | SYXW-2672-L | ■ ■ ■ ■ | 1167.30 | 1218.03 | 1886.39 | 1937.12 |
| | 81"(2057mm) | 78"(1981mm) | SYXW-2678-L | ■ ■ ■ ■ | 1199.94 | 1256.01 | 1973.53 | 2029.60 |
| | 87"(2210mm) | 84"(2134mm) | SYXW-2684-L | ■ ■ ■ ■ | 1232.58 | 1293.99 | 2060.67 | 2122.08 |
| | 93"(2362mm) | 90"(2286mm) | SYXW-2690-L | ■ ■ ■ ■ | 1265.22 | 1331.97 | 2147.81 | 2214.56 |
| | 99"(2515mm) | 96"(2438mm) | SYXW-2696-L | ■ ■ ■ ■ | 1297.86 | 1369.95 | 2234.95 | 2307.04 |
| 105"(2667mm) | 102"(2591mm) | SYXW-26A2-L | ■ ■ ■ ■ | 1330.50 | 1407.93 | 2322.09 | 2399.52 | |
| 111"(2819mm) | 108"(2743mm) | SYXW-26A8-L | ■ ■ ■ ■ | 1363.14 | 1445.91 | 2409.23 | 2492.00 | |
| 117"(2972mm) | 114"(2896mm) | SYXW-26B4-L | ■ ■ ■ ■ | 1395.78 | 1483.89 | 2496.37 | 2584.48 | |
| 27"(686mm) | 21"(533mm) | 18"(457mm) | SYXW-2718-L | ■ ■ ■ ■ | \$ 628.72 | \$ 632.66 | \$ 857.31 | \$ 861.25 |
| | 27"(686mm) | 24"(610mm) | SYXW-2724-L | ■ ■ ■ ■ | 661.36 | 670.64 | 944.45 | 953.73 |
| | 33"(838mm) | 30"(762mm) | SYXW-2730-L | ■ ■ ■ ■ | 694.00 | 708.62 | 1031.59 | 1046.21 |
| | 39"(991mm) | 36"(914mm) | SYXW-2736-L | ■ ■ ■ ■ | 882.08 | 902.04 | 1274.17 | 1294.13 |
| | 45"(1143mm) | 42"(1067mm) | SYXW-2742-L | ■ ■ ■ ■ | 1011.87 | 1037.17 | 1458.46 | 1483.76 |
| | 51"(1295mm) | 48"(1219mm) | SYXW-2748-L | ■ ■ ■ ■ | 1044.51 | 1075.15 | 1545.60 | 1576.24 |
| | 57"(1448mm) | 54"(1372mm) | SYXW-2754-L | ■ ■ ■ ■ | 1077.15 | 1113.13 | 1632.74 | 1668.72 |
| | 63"(1600mm) | 60"(1524mm) | SYXW-2760-L | ■ ■ ■ ■ | 1109.79 | 1151.11 | 1719.88 | 1761.20 |
| | 69"(1753mm) | 66"(1676mm) | SYXW-2766-L | ■ ■ ■ ■ | 1142.43 | 1189.09 | 1807.02 | 1853.68 |
| | 75"(1905mm) | 72"(1829mm) | SYXW-2772-L | ■ ■ ■ ■ | 1175.07 | 1227.07 | 1894.16 | 1946.16 |
| | 81"(2057mm) | 78"(1981mm) | SYXW-2778-L | ■ ■ ■ ■ | 1207.71 | 1265.05 | 1981.30 | 2038.64 |
| | 87"(2210mm) | 84"(2134mm) | SYXW-2784-L | ■ ■ ■ ■ | 1240.35 | 1303.03 | 2068.44 | 2131.12 |
| | 93"(2362mm) | 90"(2286mm) | SYXW-2790-L | ■ ■ ■ ■ | 1272.99 | 1341.01 | 2155.58 | 2223.60 |
| | 99"(2515mm) | 96"(2438mm) | SYXW-2796-L | ■ ■ ■ ■ | 1305.63 | 1378.99 | 2242.72 | 2316.08 |
| 105"(2667mm) | 102"(2591mm) | SYXW-27A2-L | ■ ■ ■ ■ | 1338.27 | 1416.97 | 2329.86 | 2408.56 | |
| 111"(2819mm) | 108"(2743mm) | SYXW-27A8-L | ■ ■ ■ ■ | 1370.91 | 1454.95 | 2417.00 | 2501.04 | |
| 117"(2972mm) | 114"(2896mm) | SYXW-27B4-L | ■ ■ ■ ■ | 1403.55 | 1492.93 | 2504.14 | 2593.52 | |
| 34"(864mm) | 21"(533mm) | 18"(457mm) | SYXW-3418-L | ■ ■ ■ ■ | \$ 683.11 | \$ 695.94 | \$ 911.70 | \$ 924.53 |
| | 27"(686mm) | 24"(610mm) | SYXW-3424-L | ■ ■ ■ ■ | 715.75 | 733.92 | 998.84 | 1017.01 |
| | 33"(838mm) | 30"(762mm) | SYXW-3430-L | ■ ■ ■ ■ | 748.39 | 771.90 | 1085.98 | 1109.49 |
| | 39"(991mm) | 36"(914mm) | SYXW-3436-L | ■ ■ ■ ■ | 936.47 | 965.32 | 1328.56 | 1357.41 |
| | 45"(1143mm) | 42"(1067mm) | SYXW-3442-L | ■ ■ ■ ■ | 1066.26 | 1100.45 | 1512.85 | 1547.04 |
| | 51"(1295mm) | 48"(1219mm) | SYXW-3448-L | ■ ■ ■ ■ | 1098.90 | 1138.43 | 1599.99 | 1639.52 |
| | 57"(1448mm) | 54"(1372mm) | SYXW-3454-L | ■ ■ ■ ■ | 1131.54 | 1176.41 | 1687.13 | 1732.00 |
| | 63"(1600mm) | 60"(1524mm) | SYXW-3460-L | ■ ■ ■ ■ | 1164.18 | 1214.39 | 1774.27 | 1824.48 |
| | 69"(1753mm) | 66"(1676mm) | SYXW-3466-L | ■ ■ ■ ■ | 1196.82 | 1252.37 | 1861.41 | 1916.96 |
| | 75"(1905mm) | 72"(1829mm) | SYXW-3472-L | ■ ■ ■ ■ | 1229.46 | 1290.35 | 1948.55 | 2009.44 |
| | 81"(2057mm) | 78"(1981mm) | SYXW-3478-L | ■ ■ ■ ■ | 1262.10 | 1328.33 | 2035.69 | 2101.92 |
| | 87"(2210mm) | 84"(2134mm) | SYXW-3484-L | ■ ■ ■ ■ | 1294.74 | 1366.31 | 2122.83 | 2194.40 |
| | 93"(2362mm) | 90"(2286mm) | SYXW-3490-L | ■ ■ ■ ■ | 1327.38 | 1404.29 | 2209.97 | 2286.88 |
| | 99"(2515mm) | 96"(2438mm) | SYXW-3496-L | ■ ■ ■ ■ | 1360.02 | 1442.27 | 2297.11 | 2379.36 |
| 105"(2667mm) | 102"(2591mm) | SYXW-34A2-L | ■ ■ ■ ■ | 1392.66 | 1480.25 | 2384.25 | 2471.84 | |
| 111"(2819mm) | 108"(2743mm) | SYXW-34A8-L | ■ ■ ■ ■ | 1425.30 | 1518.23 | 2471.39 | 2564.32 | |
| 117"(2972mm) | 114"(2896mm) | SYXW-34B4-L | ■ ■ ■ ■ | 1457.94 | 1556.21 | 2558.53 | 2656.80 | |

Gallery Panel to Compose Panel Intermediate X (Center - Two Sided Mount)

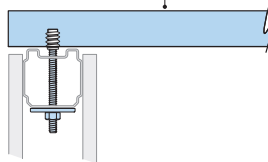
| Nominal Height | Actual Width | Nominal Width | Number | No Glass HPL | | Glass Ready HPL | |
|------------------------------------|--------------|---------------|-------------|--------------|-----------|-----------------|------------|
| | | | | A | B | A | B |
| 42"(1067mm) | 21"(533mm) | 18"(457mm) | SYXW-4218-L | \$ 745.27 | \$ 768.26 | \$ 973.86 | \$ 996.85 |
| | 27"(686mm) | 24"(610mm) | SYXW-4224-L | 777.91 | 806.24 | 1061.00 | 1089.33 |
| | 33"(838mm) | 30"(762mm) | SYXW-4230-L | 810.55 | 844.22 | 1148.14 | 1181.81 |
| | 39"(991mm) | 36"(914mm) | SYXW-4236-L | 998.63 | 1037.64 | 1390.72 | 1429.73 |
| | 45"(1143mm) | 42"(1067mm) | SYXW-4242-L | 1128.42 | 1172.77 | 1575.01 | 1619.36 |
| | 51"(1295mm) | 48"(1219mm) | SYXW-4248-L | 1161.06 | 1210.75 | 1662.15 | 1711.84 |
| | 57"(1448mm) | 54"(1372mm) | SYXW-4254-L | 1193.70 | 1248.73 | 1749.29 | 1804.32 |
| | 63"(1600mm) | 60"(1524mm) | SYXW-4260-L | 1226.34 | 1286.71 | 1836.43 | 1896.80 |
| | 69"(1753mm) | 66"(1676mm) | SYXW-4266-L | 1258.98 | 1324.69 | 1923.57 | 1989.28 |
| | 75"(1905mm) | 72"(1829mm) | SYXW-4272-L | 1291.62 | 1362.67 | 2010.71 | 2081.76 |
| | 81"(2057mm) | 78"(1981mm) | SYXW-4278-L | 1324.26 | 1400.65 | 2097.85 | 2174.24 |
| | 87"(2210mm) | 84"(2134mm) | SYXW-4284-L | 1356.90 | 1438.63 | 2184.99 | 2266.72 |
| | 93"(2362mm) | 90"(2286mm) | SYXW-4290-L | 1389.54 | 1476.61 | 2272.13 | 2359.20 |
| | 99"(2515mm) | 96"(2438mm) | SYXW-4296-L | 1422.18 | 1514.59 | 2359.27 | 2451.68 |
| | 105"(2667mm) | 102"(2591mm) | SYXW-42A2-L | 1454.82 | 1552.57 | 2446.41 | 2544.16 |
| | 111"(2819mm) | 108"(2743mm) | SYXW-42A8-L | 1487.46 | 1590.55 | 2533.55 | 2636.64 |
| | 117"(2972mm) | 114"(2896mm) | SYXW-42B4-L | 1520.10 | 1628.53 | 2620.69 | 2729.12 |
| Gallery Panels 50"(1270mm)H | | | | | | | |
| 50"(1270mm) | 21"(533mm) | 18"(457mm) | SYX -5018-L | \$ 807.43 | \$ 840.58 | \$ 1036.02 | \$ 1069.17 |
| | 27"(686mm) | 24"(610mm) | SYX -5024-L | 840.07 | 878.56 | 1123.16 | 1161.65 |
| | 33"(838mm) | 30"(762mm) | SYX -5030-L | 872.71 | 916.54 | 1210.30 | 1254.13 |
| | 39"(991mm) | 36"(914mm) | SYX -5036-L | 1060.79 | 1109.96 | 1452.88 | 1502.05 |
| | 45"(1143mm) | 42"(1067mm) | SYX -5042-L | 1190.58 | 1245.09 | 1637.17 | 1691.68 |
| | 51"(1295mm) | 48"(1219mm) | SYX -5048-L | 1223.22 | 1283.07 | 1724.31 | 1784.16 |
| | 57"(1448mm) | 54"(1372mm) | SYX -5054-L | 1255.86 | 1321.05 | 1811.45 | 1876.64 |
| | 63"(1600mm) | 60"(1524mm) | SYX -5060-L | 1288.50 | 1359.03 | 1898.59 | 1969.12 |
| | 69"(1753mm) | 66"(1676mm) | SYX -5066-L | 1321.14 | 1397.01 | 1985.73 | 2061.60 |
| | 75"(1905mm) | 72"(1829mm) | SYX -5072-L | 1353.78 | 1434.99 | 2072.87 | 2154.08 |
| | 81"(2057mm) | 78"(1981mm) | SYX -5078-L | 1386.42 | 1472.97 | 2160.01 | 2246.56 |
| | 87"(2210mm) | 84"(2134mm) | SYX -5084-L | 1419.06 | 1510.95 | 2247.15 | 2339.04 |
| | 93"(2362mm) | 90"(2286mm) | SYX -5090-L | 1451.70 | 1548.93 | 2334.29 | 2431.52 |
| | 99"(2515mm) | 96"(2438mm) | SYX -5096-L | 1484.34 | 1586.91 | 2421.43 | 2524.00 |
| | 105"(2667mm) | 102"(2591mm) | SYX -50A2-L | 1516.98 | 1624.89 | 2508.57 | 2616.48 |
| | 111"(2819mm) | 108"(2743mm) | SYX -50A8-L | 1549.62 | 1662.87 | 2595.71 | 2708.96 |
| | 117"(2972mm) | 114"(2896mm) | SYX -50B4-L | 1582.26 | 1700.85 | 2682.85 | 2801.44 |
| Gallery Panels 58"(1473mm)H | | | | | | | |
| 58"(1473mm) | 21"(533mm) | 18"(457mm) | SYX -5818-L | \$ 869.59 | \$ 912.90 | \$ 1098.18 | \$ 1141.49 |
| | 27"(686mm) | 24"(610mm) | SYX -5824-L | 902.23 | 950.88 | 1185.32 | 1233.97 |
| | 33"(838mm) | 30"(762mm) | SYX -5830-L | 934.87 | 988.86 | 1272.46 | 1326.45 |
| | 39"(991mm) | 36"(914mm) | SYX -5836-L | 1122.95 | 1182.28 | 1515.04 | 1574.37 |
| | 45"(1143mm) | 42"(1067mm) | SYX -5842-L | 1252.74 | 1317.41 | 1699.33 | 1764.00 |
| | 51"(1295mm) | 48"(1219mm) | SYX -5848-L | 1285.38 | 1355.39 | 1786.47 | 1856.48 |
| | 57"(1448mm) | 54"(1372mm) | SYX -5854-L | 1318.02 | 1393.37 | 1873.61 | 1948.96 |
| | 63"(1600mm) | 60"(1524mm) | SYX -5860-L | 1350.66 | 1431.35 | 1960.75 | 2041.44 |

Gallery Panel to Compose Beam End-of-Run

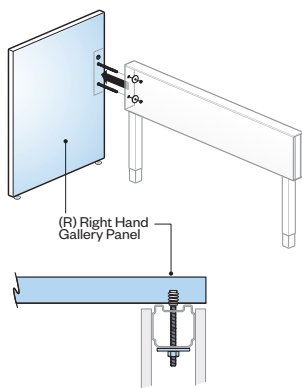
L/R (Left or Right Mount)



(L) Left Hand Gallery Panel

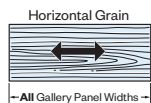


SYLJ (Left Face)

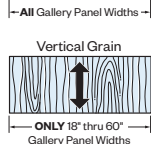


(R) Right Hand Gallery Panel

SYRJ (Right Face)



Horizontal Grain



Vertical Grain

ONLY 18" thru 60" Gallery Panel Widths

Class BC – Discount Group IX

Features

- Includes one pre-drilled, finished panel and attachment hardware.
- Gallery Panel is 1.18"(30mm) thick. Compose Beam adds 3"(76mm) to width.
- High Pressure Laminate (HPL) panel has 1mm edgeband.
- Glides provide 1.5"(38mm) level adjustment.
- Beam and hardware are field installed.
- Rail for glass ready option standard in black.
- Handedness is determined by Face Connection.

Specification Tips

- For use at the end of a Compose Beam. Takes the place of Beam End-of-Run Trim.
- Gallery Panels can be the same height or taller than the Beam.
- Gallery Panel has one face connection only; select RH or LH.
- Gallery Panel End attachment is not allowed on the same hand as the face attachment. Refer to the Specification Guide for Face and End mounting application guidelines.
- Specify No Glass option when using Glass Topper Holder Kit.
- "No Glass" Gallery Panels option cannot be retrofit to Glass Ready Option.
- Separately specify:
 - Insert Glass for Glass-Ready Gallery Panels
 - Glass Topper Holder Kit

To Order, Specify:

1) Product number, including:

1 Face Handed Connection

- L** Left Face
- R** Right Face

2 Left End (Finished End or Connection End)

- N** No Connection (Finished End)
- A** 26"(660mm)H or 27"(686mm)H Connection (not available for Left-Hand orientation)
- B** 34"(864mm)H Connection (not available for Left-Hand orientation)
- C** 42"(1067mm)H Connection (not available for Left-Hand orientation)
- D** 50"(1270mm)H Connection (not available for Left-Hand orientation)
- E** 58"(1473mm)H Connection (not available for Left-Hand orientation)

3 Right End (Finished End or Connection End)

- N** No Connection (Finished End)
- A** 26"(660mm)H or 27"(686mm)H Connection (not available for Right-Hand orientation)
- B** 34"(864mm)H Connection (not available for Right-Hand orientation)
- C** 42"(1067mm)H Connection (not available for Right-Hand orientation)
- D** 50"(1270mm)H Connection (not available for Right-Hand orientation)
- E** 58"(1473mm)H Connection (not available for Right-Hand orientation)

4 Glass Options

- N** No Glass (Finished Top)
- G** Glass Ready

2) Laminate surface color.

3) Edgeband color.

Gallery Panel to Compose Beam End-of-Run

L/R (Left or Right Mount)

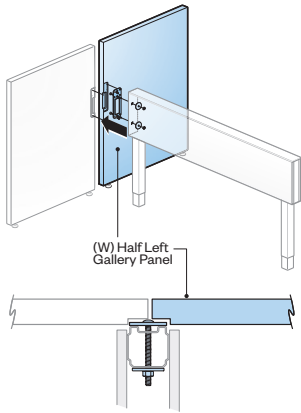
| Nominal Height | Actual Width | Nominal Width | Number | | | No Glass HPL | | Glass Ready HPL | |
|---|--------------|---------------|----------|----------|---------|--------------|-----------|-----------------|-----------|
| | | | ① | ②③④ | | A | B | A | B |
| Gallery Panels 26"(660mm)H-34"(864mm)H | | | | | | | | | |
| 26"(660mm) | 21"(533mm) | 18"(457mm) | SY | J-2618-L | ■ ■ ■ ■ | \$ 487.58 | \$ 490.25 | \$ 716.17 | \$ 718.84 |
| | 27"(686mm) | 24"(610mm) | SY | J-2624-L | ■ ■ ■ ■ | 520.22 | 528.23 | 803.31 | 811.32 |
| | 33"(838mm) | 30"(762mm) | SY | J-2630-L | ■ ■ ■ ■ | 552.86 | 566.21 | 890.45 | 903.80 |
| | 39"(991mm) | 36"(914mm) | SY | J-2636-L | ■ ■ ■ ■ | 740.94 | 759.63 | 1133.03 | 1151.72 |
| | 45"(1143mm) | 42"(1067mm) | SY | J-2642-L | ■ ■ ■ ■ | 870.73 | 894.76 | 1317.32 | 1341.35 |
| | 51"(1295mm) | 48"(1219mm) | SY | J-2648-L | ■ ■ ■ ■ | 903.37 | 932.74 | 1404.46 | 1433.83 |
| | 57"(1448mm) | 54"(1372mm) | SY | J-2654-L | ■ ■ ■ ■ | 936.01 | 970.72 | 1491.60 | 1526.31 |
| | 63"(1600mm) | 60"(1524mm) | SY | J-2660-L | ■ ■ ■ ■ | 968.65 | 1008.70 | 1578.74 | 1618.79 |
| | 69"(1753mm) | 66"(1676mm) | SY | J-2666-L | ■ ■ ■ ■ | 1001.29 | 1046.68 | 1665.88 | 1711.27 |
| | 75"(1905mm) | 72"(1829mm) | SY | J-2672-L | ■ ■ ■ ■ | 1033.93 | 1084.66 | 1753.02 | 1803.75 |
| | 81"(2057mm) | 78"(1981mm) | SY | J-2678-L | ■ ■ ■ ■ | 1066.57 | 1122.64 | 1840.16 | 1896.23 |
| | 87"(2210mm) | 84"(2134mm) | SY | J-2684-L | ■ ■ ■ ■ | 1099.21 | 1160.62 | 1927.30 | 1988.71 |
| | 93"(2362mm) | 90"(2286mm) | SY | J-2690-L | ■ ■ ■ ■ | 1131.85 | 1198.60 | 2014.44 | 2081.19 |
| | 99"(2515mm) | 96"(2438mm) | SY | J-2696-L | ■ ■ ■ ■ | 1164.49 | 1236.58 | 2101.58 | 2173.67 |
| 105"(2667mm) | 102"(2591mm) | SY | J-26A2-L | ■ ■ ■ ■ | 1197.13 | 1274.56 | 2188.72 | 2266.15 | |
| 111"(2819mm) | 108"(2743mm) | SY | J-26A8-L | ■ ■ ■ ■ | 1229.77 | 1312.54 | 2275.86 | 2358.63 | |
| 117"(2972mm) | 114"(2896mm) | SY | J-26B4-L | ■ ■ ■ ■ | 1262.41 | 1350.52 | 2363.00 | 2451.11 | |
| 27"(686mm) | 21"(533mm) | 18"(457mm) | SY | J-2718-L | ■ ■ ■ ■ | \$ 495.35 | \$ 499.29 | \$ 723.94 | \$ 727.88 |
| | 27"(686mm) | 24"(610mm) | SY | J-2724-L | ■ ■ ■ ■ | 527.99 | 537.27 | 811.08 | 820.36 |
| | 33"(838mm) | 30"(762mm) | SY | J-2730-L | ■ ■ ■ ■ | 560.63 | 575.25 | 898.22 | 912.84 |
| | 39"(991mm) | 36"(914mm) | SY | J-2736-L | ■ ■ ■ ■ | 748.71 | 768.67 | 1140.80 | 1160.76 |
| | 45"(1143mm) | 42"(1067mm) | SY | J-2742-L | ■ ■ ■ ■ | 878.50 | 903.80 | 1325.09 | 1350.39 |
| | 51"(1295mm) | 48"(1219mm) | SY | J-2748-L | ■ ■ ■ ■ | 911.14 | 941.78 | 1412.23 | 1442.87 |
| | 57"(1448mm) | 54"(1372mm) | SY | J-2754-L | ■ ■ ■ ■ | 943.78 | 979.76 | 1499.37 | 1535.35 |
| | 63"(1600mm) | 60"(1524mm) | SY | J-2760-L | ■ ■ ■ ■ | 976.42 | 1017.74 | 1586.51 | 1627.83 |
| | 69"(1753mm) | 66"(1676mm) | SY | J-2766-L | ■ ■ ■ ■ | 1009.06 | 1055.72 | 1673.65 | 1720.31 |
| | 75"(1905mm) | 72"(1829mm) | SY | J-2772-L | ■ ■ ■ ■ | 1041.70 | 1093.70 | 1760.79 | 1812.79 |
| | 81"(2057mm) | 78"(1981mm) | SY | J-2778-L | ■ ■ ■ ■ | 1074.34 | 1131.68 | 1847.93 | 1905.27 |
| | 87"(2210mm) | 84"(2134mm) | SY | J-2784-L | ■ ■ ■ ■ | 1106.98 | 1169.66 | 1935.07 | 1997.75 |
| | 93"(2362mm) | 90"(2286mm) | SY | J-2790-L | ■ ■ ■ ■ | 1139.62 | 1207.64 | 2022.21 | 2090.23 |
| | 99"(2515mm) | 96"(2438mm) | SY | J-2796-L | ■ ■ ■ ■ | 1172.26 | 1245.62 | 2109.35 | 2182.71 |
| 105"(2667mm) | 102"(2591mm) | SY | J-27A2-L | ■ ■ ■ ■ | 1204.90 | 1283.60 | 2196.49 | 2275.19 | |
| 111"(2819mm) | 108"(2743mm) | SY | J-27A8-L | ■ ■ ■ ■ | 1237.54 | 1321.58 | 2283.63 | 2367.67 | |
| 117"(2972mm) | 114"(2896mm) | SY | J-27B4-L | ■ ■ ■ ■ | 1270.18 | 1359.56 | 2370.77 | 2460.15 | |
| 34"(864mm) | 21"(533mm) | 18"(457mm) | SY | J-3418-L | ■ ■ ■ ■ | \$ 549.74 | \$ 562.57 | \$ 778.33 | \$ 791.16 |
| | 27"(686mm) | 24"(610mm) | SY | J-3424-L | ■ ■ ■ ■ | 582.38 | 600.55 | 865.47 | 883.64 |
| | 33"(838mm) | 30"(762mm) | SY | J-3430-L | ■ ■ ■ ■ | 615.02 | 638.53 | 952.61 | 976.12 |
| | 39"(991mm) | 36"(914mm) | SY | J-3436-L | ■ ■ ■ ■ | 803.10 | 831.95 | 1195.19 | 1224.04 |
| | 45"(1143mm) | 42"(1067mm) | SY | J-3442-L | ■ ■ ■ ■ | 932.89 | 967.08 | 1379.48 | 1413.67 |
| | 51"(1295mm) | 48"(1219mm) | SY | J-3448-L | ■ ■ ■ ■ | 965.53 | 1005.06 | 1466.62 | 1506.15 |
| | 57"(1448mm) | 54"(1372mm) | SY | J-3454-L | ■ ■ ■ ■ | 998.17 | 1043.04 | 1553.76 | 1598.63 |
| | 63"(1600mm) | 60"(1524mm) | SY | J-3460-L | ■ ■ ■ ■ | 1030.81 | 1081.02 | 1640.90 | 1691.11 |
| | 69"(1753mm) | 66"(1676mm) | SY | J-3466-L | ■ ■ ■ ■ | 1063.45 | 1119.00 | 1728.04 | 1783.59 |
| | 75"(1905mm) | 72"(1829mm) | SY | J-3472-L | ■ ■ ■ ■ | 1096.09 | 1156.98 | 1815.18 | 1876.07 |
| | 81"(2057mm) | 78"(1981mm) | SY | J-3478-L | ■ ■ ■ ■ | 1128.73 | 1194.96 | 1902.32 | 1968.55 |
| | 87"(2210mm) | 84"(2134mm) | SY | J-3484-L | ■ ■ ■ ■ | 1161.37 | 1232.94 | 1989.46 | 2061.03 |
| | 93"(2362mm) | 90"(2286mm) | SY | J-3490-L | ■ ■ ■ ■ | 1194.01 | 1270.92 | 2076.60 | 2153.51 |
| | 99"(2515mm) | 96"(2438mm) | SY | J-3496-L | ■ ■ ■ ■ | 1226.65 | 1308.90 | 2163.74 | 2245.99 |
| 105"(2667mm) | 102"(2591mm) | SY | J-34A2-L | ■ ■ ■ ■ | 1259.29 | 1346.88 | 2250.88 | 2338.47 | |
| 111"(2819mm) | 108"(2743mm) | SY | J-34A8-L | ■ ■ ■ ■ | 1291.93 | 1384.86 | 2338.02 | 2430.95 | |
| 117"(2972mm) | 114"(2896mm) | SY | J-34B4-L | ■ ■ ■ ■ | 1324.57 | 1422.84 | 2425.16 | 2523.43 | |

Gallery Panel to Compose Beam End-of-Run

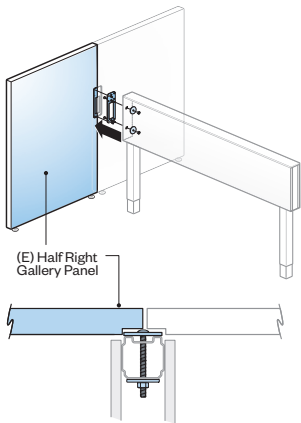
L/R (Left or Right Mount)

| Nominal Height | Actual Width | Nominal Width | Number | | No Glass HPL | | Glass Ready HPL | |
|---|--------------|---------------|--------|----------|--------------|-----------|-----------------|------------|
| | | | ① | ②③④ | A | B | A | B |
| Gallery Panels 42"(1067mm)H-50"(1270mm)H | | | | | | | | |
| 42"(1067mm) | 21"(533mm) | 18"(457mm) | SY | J-4218-L | \$ 611.90 | \$ 634.89 | \$ 840.49 | \$ 863.48 |
| | 27"(686mm) | 24"(610mm) | SY | J-4224-L | 644.54 | 672.87 | 927.63 | 955.96 |
| | 33"(838mm) | 30"(762mm) | SY | J-4230-L | 677.18 | 710.85 | 1014.77 | 1048.44 |
| | 39"(991mm) | 36"(914mm) | SY | J-4236-L | 865.26 | 904.27 | 1257.35 | 1296.36 |
| | 45"(1143mm) | 42"(1067mm) | SY | J-4242-L | 995.05 | 1039.40 | 1441.64 | 1485.99 |
| | 51"(1295mm) | 48"(1219mm) | SY | J-4248-L | 1027.69 | 1077.38 | 1528.78 | 1578.47 |
| | 57"(1448mm) | 54"(1372mm) | SY | J-4254-L | 1060.33 | 1115.36 | 1615.92 | 1670.95 |
| | 63"(1600mm) | 60"(1524mm) | SY | J-4260-L | 1092.97 | 1153.34 | 1703.06 | 1763.43 |
| | 69"(1753mm) | 66"(1676mm) | SY | J-4266-L | 1125.61 | 1191.32 | 1790.20 | 1855.91 |
| | 75"(1905mm) | 72"(1829mm) | SY | J-4272-L | 1158.25 | 1229.30 | 1877.34 | 1948.39 |
| | 81"(2057mm) | 78"(1981mm) | SY | J-4278-L | 1190.89 | 1267.28 | 1964.48 | 2040.87 |
| | 87"(2210mm) | 84"(2134mm) | SY | J-4284-L | 1223.53 | 1305.26 | 2051.62 | 2133.35 |
| | 93"(2362mm) | 90"(2286mm) | SY | J-4290-L | 1256.17 | 1343.24 | 2138.76 | 2225.83 |
| | 99"(2515mm) | 96"(2438mm) | SY | J-4296-L | 1288.81 | 1381.22 | 2225.90 | 2318.31 |
| | 105"(2667mm) | 102"(2591mm) | SY | J-42A2-L | 1321.45 | 1419.20 | 2313.04 | 2410.79 |
| | 111"(2819mm) | 108"(2743mm) | SY | J-42A8-L | 1354.09 | 1457.18 | 2400.18 | 2503.27 |
| | 117"(2972mm) | 114"(2896mm) | SY | J-42B4-L | 1386.73 | 1495.16 | 2487.32 | 2595.75 |
| 50"(1270mm) | | | | | | | | |
| 50"(1270mm) | 21"(533mm) | 18"(457mm) | SY | J-5018-L | \$ 674.06 | \$ 707.21 | \$ 902.65 | \$ 935.80 |
| | 27"(686mm) | 24"(610mm) | SY | J-5024-L | 706.70 | 745.19 | 989.79 | 1028.28 |
| | 33"(838mm) | 30"(762mm) | SY | J-5030-L | 739.34 | 783.17 | 1076.93 | 1120.76 |
| | 39"(991mm) | 36"(914mm) | SY | J-5036-L | 927.42 | 976.59 | 1319.51 | 1368.68 |
| | 45"(1143mm) | 42"(1067mm) | SY | J-5042-L | 1057.21 | 1111.72 | 1503.80 | 1558.31 |
| | 51"(1295mm) | 48"(1219mm) | SY | J-5048-L | 1089.85 | 1149.70 | 1590.94 | 1650.79 |
| | 57"(1448mm) | 54"(1372mm) | SY | J-5054-L | 1122.49 | 1187.68 | 1678.08 | 1743.27 |
| | 63"(1600mm) | 60"(1524mm) | SY | J-5060-L | 1155.13 | 1225.66 | 1765.22 | 1835.75 |
| | 69"(1753mm) | 66"(1676mm) | SY | J-5066-L | 1187.77 | 1263.64 | 1852.36 | 1928.23 |
| | 75"(1905mm) | 72"(1829mm) | SY | J-5072-L | 1220.41 | 1301.62 | 1939.50 | 2020.71 |
| | 81"(2057mm) | 78"(1981mm) | SY | J-5078-L | 1253.05 | 1339.60 | 2026.64 | 2113.19 |
| | 87"(2210mm) | 84"(2134mm) | SY | J-5084-L | 1285.69 | 1377.58 | 2113.78 | 2205.67 |
| | 93"(2362mm) | 90"(2286mm) | SY | J-5090-L | 1318.33 | 1415.56 | 2200.92 | 2298.15 |
| | 99"(2515mm) | 96"(2438mm) | SY | J-5096-L | 1350.97 | 1453.54 | 2288.06 | 2390.63 |
| | 105"(2667mm) | 102"(2591mm) | SY | J-50A2-L | 1383.61 | 1491.52 | 2375.20 | 2483.11 |
| | 111"(2819mm) | 108"(2743mm) | SY | J-50A8-L | 1416.25 | 1529.50 | 2462.34 | 2575.59 |
| | 117"(2972mm) | 114"(2896mm) | SY | J-50B4-L | 1448.89 | 1567.48 | 2549.48 | 2668.07 |
| Gallery Panels 58"(1473mm)H | | | | | | | | |
| 58"(1473mm) | 21"(533mm) | 18"(457mm) | SY | J-5818-L | \$ 736.22 | \$ 779.53 | \$ 964.81 | \$ 1008.12 |
| | 27"(686mm) | 24"(610mm) | SY | J-5824-L | 768.86 | 817.51 | 1051.95 | 1100.60 |
| | 33"(838mm) | 30"(762mm) | SY | J-5830-L | 801.50 | 855.49 | 1139.09 | 1193.08 |
| | 39"(991mm) | 36"(914mm) | SY | J-5836-L | 989.58 | 1048.91 | 1381.67 | 1441.00 |
| | 45"(1143mm) | 42"(1067mm) | SY | J-5842-L | 1119.37 | 1184.04 | 1565.96 | 1630.63 |
| | 51"(1295mm) | 48"(1219mm) | SY | J-5848-L | 1152.01 | 1222.02 | 1653.10 | 1723.11 |
| | 57"(1448mm) | 54"(1372mm) | SY | J-5854-L | 1184.65 | 1260.00 | 1740.24 | 1815.59 |
| | 63"(1600mm) | 60"(1524mm) | SY | J-5860-L | 1217.29 | 1297.98 | 1827.38 | 1908.07 |

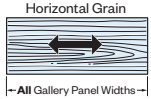
Gallery Panel to Compose Beam End-of-Run W/E (Half Left or Half Right Mount)



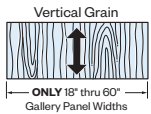
SYWJ (Left Face)



SYEJ (Right Face)



Horizontal Grain
All Gallery Panel Widths



Vertical Grain
ONLY 18" thru 60"
Gallery Panel Widths

Class BC – Discount Group IX

Features

- Includes one pre-drilled, finished panel and attachment hardware.
- Gallery Panel is 1.18" (30mm) thick. Half Compose Beam adds 1.5" (38mm) to width.
- High Pressure Laminate (HPL) panel has 1mm edgeband.
- Glides provide 1.5" (38mm) level adjustment.
- Beam and hardware are field installed.
- Rail for glass ready option standard in black.
- Handedness is determined by Face Connection.

Specification Tips

- A Half-Left and a Half-Right Gallery Panel are required for this application. Gallery Panel heights must match, widths may be different.
- For use at the end of a Compose Beam. Takes the place of Beam End-of-Run Trim.
- Gallery Panels can be the same height or taller than the Beam.
- Gallery Panel has one face connection only; select RH or LH.
- Gallery Panel End attachment is not allowed on the same hand as the face attachment. Refer to the Specification Guide for End mounting application guidelines.
- Specify No Glass option when using Glass Topper Holder Kit.
- "No Glass" Gallery Panels option cannot be retrofit to Glass Ready Option.
- Separately specify:
 - Insert Glass for Glass-Ready Gallery Panels
 - Glass Topper Holder Kit

To Order, Specify:

1) Product number, including:

1 Left End (Finished End or Connection End)

- N** No Connection (Finished End)
- A** 26" (660mm)H or 27" (686mm)H Connection (not available for Left-Hand orientation)
- B** 34" (864mm)H Connection (not available for Left-Hand orientation)
- C** 42" (1067mm)H Connection (not available for Left-Hand orientation)
- D** 50" (1270mm)H Connection (not available for Left-Hand orientation)
- E** 58" (1473mm)H Connection (not available for Left-Hand orientation)

2 Right End (Finished End or Connection End)

- N** No Connection (Finished End)
- A** 26" (660mm)H or 27" (686mm)H Connection (not available for Right-Hand orientation)
- B** 34" (864mm)H Connection (not available for Right-Hand orientation)
- C** 42" (1067mm)H Connection (not available for Right-Hand orientation)
- D** 50" (1270mm)H Connection (not available for Right-Hand orientation)
- E** 58" (1473mm)H Connection (not available for Right-Hand orientation)

3 Glass Options

- N** No Glass (Finished Top)
- G** Glass Ready

2) Laminate surface color.

3) Edgeband color.

Gallery Panel to Compose Beam End-of-Run W/E (Half Left or Half Right Mount)

| Nominal Height | Actual Width | Nominal Width | Number 123 | No Glass HPL | | Glass Ready HPL | |
|---|----------------|---------------|---------------|--------------|-----------|-----------------|-----------|
| | | | | A | B | A | B |
| East / Right Face Connection | | | | | | | |
| Gallery Panels 26"(660mm)H-34"(864mm)H | | | | | | | |
| 26"(660mm) | 19.5"(495mm) | 18"(457mm) | SYEJ-2618-L N | \$ 487.58 | \$ 490.25 | \$ 716.17 | \$ 718.84 |
| | 25.5"(648mm) | 24"(610mm) | SYEJ-2624-L N | 520.22 | 528.23 | 803.31 | 811.32 |
| | 31.5"(800mm) | 30"(762mm) | SYEJ-2630-L N | 552.86 | 566.21 | 890.45 | 903.80 |
| | 37.5"(953mm) | 36"(914mm) | SYEJ-2636-L N | 740.94 | 759.63 | 1133.03 | 1151.72 |
| | 43.5"(1105mm) | 42"(1067mm) | SYEJ-2642-L N | 870.73 | 894.76 | 1317.32 | 1341.35 |
| | 49.5"(1257mm) | 48"(1219mm) | SYEJ-2648-L N | 903.37 | 932.74 | 1404.46 | 1433.83 |
| | 55.5"(1410mm) | 54"(1372mm) | SYEJ-2654-L N | 936.01 | 970.72 | 1491.60 | 1526.31 |
| | 61.5"(1562mm) | 60"(1524mm) | SYEJ-2660-L N | 968.65 | 1008.70 | 1578.74 | 1618.79 |
| | 67.5"(1715mm) | 66"(1676mm) | SYEJ-2666-L N | 1001.29 | 1046.68 | 1665.88 | 1711.27 |
| | 73.5"(1867mm) | 72"(1829mm) | SYEJ-2672-L N | 1033.93 | 1084.66 | 1753.02 | 1803.75 |
| | 79.5"(2019mm) | 78"(1981mm) | SYEJ-2678-L N | 1066.57 | 1122.64 | 1840.16 | 1896.23 |
| | 85.5"(2172mm) | 84"(2134mm) | SYEJ-2684-L N | 1099.21 | 1160.62 | 1927.30 | 1988.71 |
| | 91.5"(2324mm) | 90"(2286mm) | SYEJ-2690-L N | 1131.85 | 1198.60 | 2014.44 | 2081.19 |
| | 97.5"(2477mm) | 96"(2438mm) | SYEJ-2696-L N | 1164.49 | 1236.58 | 2101.58 | 2173.67 |
| | 103.5"(2629mm) | 102"(2591mm) | SYEJ-26A2-L N | 1197.13 | 1274.56 | 2188.72 | 2266.15 |
| | 109.5"(2781mm) | 108"(2743mm) | SYEJ-26A8-L N | 1229.77 | 1312.54 | 2275.86 | 2358.63 |
| | 115.5"(2934mm) | 114"(2896mm) | SYEJ-26B4-L N | 1262.41 | 1350.52 | 2363.00 | 2451.11 |
| 27"(686mm) | 19.5"(495mm) | 18"(457mm) | SYEJ-2718-L N | \$ 495.35 | \$ 499.29 | \$ 723.94 | \$ 727.88 |
| | 25.5"(648mm) | 24"(610mm) | SYEJ-2724-L N | 527.99 | 537.27 | 811.08 | 820.36 |
| | 31.5"(800mm) | 30"(762mm) | SYEJ-2730-L N | 560.63 | 575.25 | 898.22 | 912.84 |
| | 37.5"(953mm) | 36"(914mm) | SYEJ-2736-L N | 748.71 | 768.67 | 1140.80 | 1160.76 |
| | 43.5"(1105mm) | 42"(1067mm) | SYEJ-2742-L N | 878.50 | 903.80 | 1325.09 | 1350.39 |
| | 49.5"(1257mm) | 48"(1219mm) | SYEJ-2748-L N | 911.14 | 941.78 | 1412.23 | 1442.87 |
| | 55.5"(1410mm) | 54"(1372mm) | SYEJ-2754-L N | 943.78 | 979.76 | 1499.37 | 1535.35 |
| | 61.5"(1562mm) | 60"(1524mm) | SYEJ-2760-L N | 976.42 | 1017.74 | 1586.51 | 1627.83 |
| | 67.5"(1715mm) | 66"(1676mm) | SYEJ-2766-L N | 1009.06 | 1055.72 | 1673.65 | 1720.31 |
| | 73.5"(1867mm) | 72"(1829mm) | SYEJ-2772-L N | 1041.70 | 1093.70 | 1760.79 | 1812.79 |
| | 79.5"(2019mm) | 78"(1981mm) | SYEJ-2778-L N | 1074.34 | 1131.68 | 1847.93 | 1905.27 |
| | 85.5"(2172mm) | 84"(2134mm) | SYEJ-2784-L N | 1106.98 | 1169.66 | 1935.07 | 1997.75 |
| | 91.5"(2324mm) | 90"(2286mm) | SYEJ-2790-L N | 1139.62 | 1207.64 | 2022.21 | 2090.23 |
| | 97.5"(2477mm) | 96"(2438mm) | SYEJ-2796-L N | 1172.26 | 1245.62 | 2109.35 | 2182.71 |
| | 103.5"(2629mm) | 102"(2591mm) | SYEJ-27A2-L N | 1204.90 | 1283.60 | 2196.49 | 2275.19 |
| | 109.5"(2781mm) | 108"(2743mm) | SYEJ-27A8-L N | 1237.54 | 1321.58 | 2283.63 | 2367.67 |
| | 115.5"(2934mm) | 114"(2896mm) | SYEJ-27B4-L N | 1270.18 | 1359.56 | 2370.77 | 2460.15 |
| 34"(864mm) | 19.5"(495mm) | 18"(457mm) | SYEJ-3418-L N | \$ 549.74 | \$ 562.57 | \$ 778.33 | \$ 791.16 |
| | 25.5"(648mm) | 24"(610mm) | SYEJ-3424-L N | 582.38 | 600.55 | 865.47 | 883.64 |
| | 31.5"(800mm) | 30"(762mm) | SYEJ-3430-L N | 615.02 | 638.53 | 952.61 | 976.12 |
| | 37.5"(953mm) | 36"(914mm) | SYEJ-3436-L N | 803.10 | 831.95 | 1195.19 | 1224.04 |
| | 43.5"(1105mm) | 42"(1067mm) | SYEJ-3442-L N | 932.89 | 967.08 | 1379.48 | 1413.67 |
| | 49.5"(1257mm) | 48"(1219mm) | SYEJ-3448-L N | 965.53 | 1005.06 | 1466.62 | 1506.15 |
| | 55.5"(1410mm) | 54"(1372mm) | SYEJ-3454-L N | 998.17 | 1043.04 | 1553.76 | 1598.63 |
| | 61.5"(1562mm) | 60"(1524mm) | SYEJ-3460-L N | 1030.81 | 1081.02 | 1640.90 | 1691.11 |
| | 67.5"(1715mm) | 66"(1676mm) | SYEJ-3466-L N | 1063.45 | 1119.00 | 1728.04 | 1783.59 |
| | 73.5"(1867mm) | 72"(1829mm) | SYEJ-3472-L N | 1096.09 | 1156.98 | 1815.18 | 1876.07 |
| | 79.5"(2019mm) | 78"(1981mm) | SYEJ-3478-L N | 1128.73 | 1194.96 | 1902.32 | 1968.55 |
| | 85.5"(2172mm) | 84"(2134mm) | SYEJ-3484-L N | 1161.37 | 1232.94 | 1989.46 | 2061.03 |
| | 91.5"(2324mm) | 90"(2286mm) | SYEJ-3490-L N | 1194.01 | 1270.92 | 2076.60 | 2153.51 |
| | 97.5"(2477mm) | 96"(2438mm) | SYEJ-3496-L N | 1226.65 | 1308.90 | 2163.74 | 2245.99 |
| | 103.5"(2629mm) | 102"(2591mm) | SYEJ-34A2-L N | 1259.29 | 1346.88 | 2250.88 | 2338.47 |
| | 109.5"(2781mm) | 108"(2743mm) | SYEJ-34A8-L N | 1291.93 | 1384.86 | 2338.02 | 2430.95 |
| | 115.5"(2934mm) | 114"(2896mm) | SYEJ-34B4-L N | 1324.57 | 1422.84 | 2425.16 | 2523.43 |

Gallery Panel to Compose Beam End-of-Run W/E (Half Left or Half Right Mount)

| Nominal Height | Actual Width | Nominal Width | Number 123 | No Glass HPL | | Glass Ready HPL | |
|---|----------------|---------------|---------------|--------------|-----------|-----------------|------------|
| | | | | A | B | A | B |
| Gallery Panels 42"(1067mm)H-50"(1270mm)H | | | | | | | |
| 42"(1067mm) | 19.5"(495mm) | 18"(457mm) | SYEJ-4218-L N | \$ 611.90 | \$ 634.89 | \$ 840.49 | \$ 863.48 |
| | 25.5"(648mm) | 24"(610mm) | SYEJ-4224-L N | 644.54 | 672.87 | 927.63 | 955.96 |
| | 31.5"(800mm) | 30"(762mm) | SYEJ-4230-L N | 677.18 | 710.85 | 1014.77 | 1048.44 |
| | 37.5"(953mm) | 36"(914mm) | SYEJ-4236-L N | 865.26 | 904.27 | 1257.35 | 1296.36 |
| | 43.5"(1105mm) | 42"(1067mm) | SYEJ-4242-L N | 995.05 | 1039.40 | 1441.64 | 1485.99 |
| | 49.5"(1257mm) | 48"(1219mm) | SYEJ-4248-L N | 1027.69 | 1077.38 | 1528.78 | 1578.47 |
| | 55.5"(1410mm) | 54"(1372mm) | SYEJ-4254-L N | 1060.33 | 1115.36 | 1615.92 | 1670.95 |
| | 61.5"(1562mm) | 60"(1524mm) | SYEJ-4260-L N | 1092.97 | 1153.34 | 1703.06 | 1763.43 |
| | 67.5"(1715mm) | 66"(1676mm) | SYEJ-4266-L N | 1125.61 | 1191.32 | 1790.20 | 1855.91 |
| | 73.5"(1867mm) | 72"(1829mm) | SYEJ-4272-L N | 1158.25 | 1229.30 | 1877.34 | 1948.39 |
| | 79.5"(2019mm) | 78"(1981mm) | SYEJ-4278-L N | 1190.89 | 1267.28 | 1964.48 | 2040.87 |
| | 85.5"(2172mm) | 84"(2134mm) | SYEJ-4284-L N | 1223.53 | 1305.26 | 2051.62 | 2133.35 |
| | 91.5"(2324mm) | 90"(2286mm) | SYEJ-4290-L N | 1256.17 | 1343.24 | 2138.76 | 2225.83 |
| | 97.5"(2477mm) | 96"(2438mm) | SYEJ-4296-L N | 1288.81 | 1381.22 | 2225.90 | 2318.31 |
| | 103.5"(2629mm) | 102"(2591mm) | SYEJ-42A2-L N | 1321.45 | 1419.20 | 2313.04 | 2410.79 |
| | 109.5"(2781mm) | 108"(2743mm) | SYEJ-42A8-L N | 1354.09 | 1457.18 | 2400.18 | 2503.27 |
| | 115.5"(2934mm) | 114"(2896mm) | SYEJ-42B4-L N | 1386.73 | 1495.16 | 2487.32 | 2595.75 |
| 50"(1270mm) | | | | | | | |
| | 19.5"(495mm) | 18"(457mm) | SYEJ-5018-L N | \$ 674.06 | \$ 707.21 | \$ 902.65 | \$ 935.80 |
| | 25.5"(648mm) | 24"(610mm) | SYEJ-5024-L N | 706.70 | 745.19 | 989.79 | 1028.28 |
| | 31.5"(800mm) | 30"(762mm) | SYEJ-5030-L N | 739.34 | 783.17 | 1076.93 | 1120.76 |
| | 37.5"(953mm) | 36"(914mm) | SYEJ-5036-L N | 927.42 | 976.59 | 1319.51 | 1368.68 |
| | 43.5"(1105mm) | 42"(1067mm) | SYEJ-5042-L N | 1057.21 | 1111.72 | 1503.80 | 1558.31 |
| | 49.5"(1257mm) | 48"(1219mm) | SYEJ-5048-L N | 1089.85 | 1149.70 | 1590.94 | 1650.79 |
| | 55.5"(1410mm) | 54"(1372mm) | SYEJ-5054-L N | 1122.49 | 1187.68 | 1678.08 | 1743.27 |
| | 61.5"(1562mm) | 60"(1524mm) | SYEJ-5060-L N | 1155.13 | 1225.66 | 1765.22 | 1835.75 |
| | 67.5"(1715mm) | 66"(1676mm) | SYEJ-5066-L N | 1187.77 | 1263.64 | 1852.36 | 1928.23 |
| | 73.5"(1867mm) | 72"(1829mm) | SYEJ-5072-L N | 1220.41 | 1301.62 | 1939.50 | 2020.71 |
| | 79.5"(2019mm) | 78"(1981mm) | SYEJ-5078-L N | 1253.05 | 1339.60 | 2026.64 | 2113.19 |
| | 85.5"(2172mm) | 84"(2134mm) | SYEJ-5084-L N | 1285.69 | 1377.58 | 2113.78 | 2205.67 |
| | 91.5"(2324mm) | 90"(2286mm) | SYEJ-5090-L N | 1318.33 | 1415.56 | 2200.92 | 2298.15 |
| | 97.5"(2477mm) | 96"(2438mm) | SYEJ-5096-L N | 1350.97 | 1453.54 | 2288.06 | 2390.63 |
| | 103.5"(2629mm) | 102"(2591mm) | SYEJ-50A2-L N | 1383.61 | 1491.52 | 2375.20 | 2483.11 |
| | 109.5"(2781mm) | 108"(2743mm) | SYEJ-50A8-L N | 1416.25 | 1529.50 | 2462.34 | 2575.59 |
| | 115.5"(2934mm) | 114"(2896mm) | SYEJ-50B4-L N | 1448.89 | 1567.48 | 2549.48 | 2668.07 |
| Gallery Panels 58"(1473mm)H | | | | | | | |
| 58"(1473mm) | 19.5"(495mm) | 18"(457mm) | SYEJ-5818-L N | \$ 736.22 | \$ 779.53 | \$ 964.81 | \$ 1008.12 |
| | 25.5"(648mm) | 24"(610mm) | SYEJ-5824-L N | 768.86 | 817.51 | 1051.95 | 1100.60 |
| | 31.5"(800mm) | 30"(762mm) | SYEJ-5830-L N | 801.50 | 855.49 | 1139.09 | 1193.08 |
| | 37.5"(953mm) | 36"(914mm) | SYEJ-5836-L N | 989.58 | 1048.91 | 1381.67 | 1441.00 |
| | 43.5"(1105mm) | 42"(1067mm) | SYEJ-5842-L N | 1119.37 | 1184.04 | 1565.96 | 1630.63 |
| | 49.5"(1257mm) | 48"(1219mm) | SYEJ-5848-L N | 1152.01 | 1222.02 | 1653.10 | 1723.11 |
| | 55.5"(1410mm) | 54"(1372mm) | SYEJ-5854-L N | 1184.65 | 1260.00 | 1740.24 | 1815.59 |
| | 61.5"(1562mm) | 60"(1524mm) | SYEJ-5860-L N | 1217.29 | 1297.98 | 1827.38 | 1908.07 |

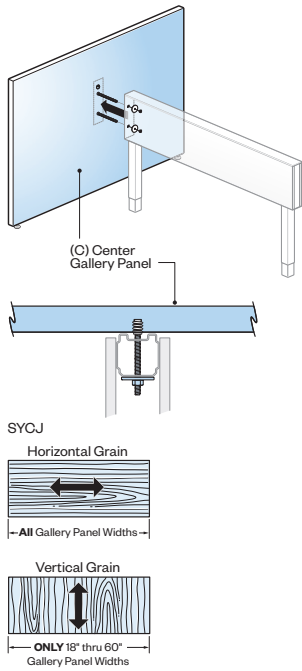
Gallery Panel to Compose Beam End-of-Run W/E (Half Left or Half Right Mount)

| Nominal Height | Actual Width | Nominal Width | Number ①②③ | No Glass HPL | | Glass Ready HPL | |
|---|----------------|---------------|--------------|--------------|-----------|-----------------|-----------|
| | | | | A | B | A | B |
| West / Left Face Connection | | | | | | | |
| Gallery Panels 26"(660mm)H-34"(864mm)H | | | | | | | |
| 26"(660mm) | 19.5"(495mm) | 18"(457mm) | SYWJ-2618-LN | \$ 487.58 | \$ 490.25 | \$ 716.17 | \$ 718.84 |
| | 25.5"(648mm) | 24"(610mm) | SYWJ-2624-LN | 520.22 | 528.23 | 803.31 | 811.32 |
| | 31.5"(800mm) | 30"(762mm) | SYWJ-2630-LN | 552.86 | 566.21 | 890.45 | 903.80 |
| | 37.5"(953mm) | 36"(914mm) | SYWJ-2636-LN | 740.94 | 759.63 | 1133.03 | 1151.72 |
| | 43.5"(1105mm) | 42"(1067mm) | SYWJ-2642-LN | 870.73 | 894.76 | 1317.32 | 1341.35 |
| | 49.5"(1257mm) | 48"(1219mm) | SYWJ-2648-LN | 903.37 | 932.74 | 1404.46 | 1433.83 |
| | 55.5"(1410mm) | 54"(1372mm) | SYWJ-2654-LN | 936.01 | 970.72 | 1491.60 | 1526.31 |
| | 61.5"(1562mm) | 60"(1524mm) | SYWJ-2660-LN | 968.65 | 1008.70 | 1578.74 | 1618.79 |
| | 67.5"(1715mm) | 66"(1676mm) | SYWJ-2666-LN | 1001.29 | 1046.68 | 1665.88 | 1711.27 |
| | 73.5"(1867mm) | 72"(1829mm) | SYWJ-2672-LN | 1033.93 | 1084.66 | 1753.02 | 1803.75 |
| | 79.5"(2019mm) | 78"(1981mm) | SYWJ-2678-LN | 1066.57 | 1122.64 | 1840.16 | 1896.23 |
| | 85.5"(2172mm) | 84"(2134mm) | SYWJ-2684-LN | 1099.21 | 1160.62 | 1927.30 | 1988.71 |
| | 91.5"(2324mm) | 90"(2286mm) | SYWJ-2690-LN | 1131.85 | 1198.60 | 2014.44 | 2081.19 |
| | 97.5"(2477mm) | 96"(2438mm) | SYWJ-2696-LN | 1164.49 | 1236.58 | 2101.58 | 2173.67 |
| | 103.5"(2629mm) | 102"(2591mm) | SYWJ-26A2-LN | 1197.13 | 1274.56 | 2188.72 | 2266.15 |
| | 109.5"(2781mm) | 108"(2743mm) | SYWJ-26A8-LN | 1229.77 | 1312.54 | 2275.86 | 2358.63 |
| | 115.5"(2934mm) | 114"(2896mm) | SYWJ-26B4-LN | 1262.41 | 1350.52 | 2363.00 | 2451.11 |
| 27"(686mm) | 19.5"(495mm) | 18"(457mm) | SYWJ-2718-LN | \$ 495.35 | \$ 499.29 | \$ 723.94 | \$ 727.88 |
| | 25.5"(648mm) | 24"(610mm) | SYWJ-2724-LN | 527.99 | 537.27 | 811.08 | 820.36 |
| | 31.5"(800mm) | 30"(762mm) | SYWJ-2730-LN | 560.63 | 575.25 | 898.22 | 912.84 |
| | 37.5"(953mm) | 36"(914mm) | SYWJ-2736-LN | 748.71 | 768.67 | 1140.80 | 1160.76 |
| | 43.5"(1105mm) | 42"(1067mm) | SYWJ-2742-LN | 878.50 | 903.80 | 1325.09 | 1350.39 |
| | 49.5"(1257mm) | 48"(1219mm) | SYWJ-2748-LN | 911.14 | 941.78 | 1412.23 | 1442.87 |
| | 55.5"(1410mm) | 54"(1372mm) | SYWJ-2754-LN | 943.78 | 979.76 | 1499.37 | 1535.35 |
| | 61.5"(1562mm) | 60"(1524mm) | SYWJ-2760-LN | 976.42 | 1017.74 | 1586.51 | 1627.83 |
| | 67.5"(1715mm) | 66"(1676mm) | SYWJ-2766-LN | 1009.06 | 1055.72 | 1673.65 | 1720.31 |
| | 73.5"(1867mm) | 72"(1829mm) | SYWJ-2772-LN | 1041.70 | 1093.70 | 1760.79 | 1812.79 |
| | 79.5"(2019mm) | 78"(1981mm) | SYWJ-2778-LN | 1074.34 | 1131.68 | 1847.93 | 1905.27 |
| | 85.5"(2172mm) | 84"(2134mm) | SYWJ-2784-LN | 1106.98 | 1169.66 | 1935.07 | 1997.75 |
| | 91.5"(2324mm) | 90"(2286mm) | SYWJ-2790-LN | 1139.62 | 1207.64 | 2022.21 | 2090.23 |
| | 97.5"(2477mm) | 96"(2438mm) | SYWJ-2796-LN | 1172.26 | 1245.62 | 2109.35 | 2182.71 |
| | 103.5"(2629mm) | 102"(2591mm) | SYWJ-27A2-LN | 1204.90 | 1283.60 | 2196.49 | 2275.19 |
| | 109.5"(2781mm) | 108"(2743mm) | SYWJ-27A8-LN | 1237.54 | 1321.58 | 2283.63 | 2367.67 |
| | 115.5"(2934mm) | 114"(2896mm) | SYWJ-27B4-LN | 1270.18 | 1359.56 | 2370.77 | 2460.15 |
| 34"(864mm) | 19.5"(495mm) | 18"(457mm) | SYWJ-3418-LN | \$ 549.74 | \$ 562.57 | \$ 778.33 | \$ 791.16 |
| | 25.5"(648mm) | 24"(610mm) | SYWJ-3424-LN | 582.38 | 600.55 | 865.47 | 883.64 |
| | 31.5"(800mm) | 30"(762mm) | SYWJ-3430-LN | 615.02 | 638.53 | 952.61 | 976.12 |
| | 37.5"(953mm) | 36"(914mm) | SYWJ-3436-LN | 803.10 | 831.95 | 1195.19 | 1224.04 |
| | 43.5"(1105mm) | 42"(1067mm) | SYWJ-3442-LN | 932.89 | 967.08 | 1379.48 | 1413.67 |
| | 49.5"(1257mm) | 48"(1219mm) | SYWJ-3448-LN | 965.53 | 1005.06 | 1466.62 | 1506.15 |
| | 55.5"(1410mm) | 54"(1372mm) | SYWJ-3454-LN | 998.17 | 1043.04 | 1553.76 | 1598.63 |
| | 61.5"(1562mm) | 60"(1524mm) | SYWJ-3460-LN | 1030.81 | 1081.02 | 1640.90 | 1691.11 |
| | 67.5"(1715mm) | 66"(1676mm) | SYWJ-3466-LN | 1063.45 | 1119.00 | 1728.04 | 1783.59 |
| | 73.5"(1867mm) | 72"(1829mm) | SYWJ-3472-LN | 1096.09 | 1156.98 | 1815.18 | 1876.07 |
| | 79.5"(2019mm) | 78"(1981mm) | SYWJ-3478-LN | 1128.73 | 1194.96 | 1902.32 | 1968.55 |
| | 85.5"(2172mm) | 84"(2134mm) | SYWJ-3484-LN | 1161.37 | 1232.94 | 1989.46 | 2061.03 |
| | 91.5"(2324mm) | 90"(2286mm) | SYWJ-3490-LN | 1194.01 | 1270.92 | 2076.60 | 2153.51 |
| | 97.5"(2477mm) | 96"(2438mm) | SYWJ-3496-LN | 1226.65 | 1308.90 | 2163.74 | 2245.99 |
| | 103.5"(2629mm) | 102"(2591mm) | SYWJ-34A2-LN | 1259.29 | 1346.88 | 2250.88 | 2338.47 |
| | 109.5"(2781mm) | 108"(2743mm) | SYWJ-34A8-LN | 1291.93 | 1384.86 | 2338.02 | 2430.95 |
| | 115.5"(2934mm) | 114"(2896mm) | SYWJ-34B4-LN | 1324.57 | 1422.84 | 2425.16 | 2523.43 |

Gallery Panel to Compose Beam End-of-Run W/E (Half Left or Half Right Mount)

| Nominal Height | Actual Width | Nominal Width | Number ①②③ | No Glass HPL | | Glass Ready HPL | |
|---|----------------|---------------|-----------------|--------------|-----------|-----------------|------------|
| | | | | A | B | A | B |
| Gallery Panels 42"(1067mm)H-50"(1270mm)H | | | | | | | |
| 42"(1067mm) | 19.5"(495mm) | 18"(457mm) | SYWJ-4218-LN ■■ | \$ 611.90 | \$ 634.89 | \$ 840.49 | \$ 863.48 |
| | 25.5"(648mm) | 24"(610mm) | SYWJ-4224-LN ■■ | 644.54 | 672.87 | 927.63 | 955.96 |
| | 31.5"(800mm) | 30"(762mm) | SYWJ-4230-LN ■■ | 677.18 | 710.85 | 1014.77 | 1048.44 |
| | 37.5"(953mm) | 36"(914mm) | SYWJ-4236-LN ■■ | 865.26 | 904.27 | 1257.35 | 1296.36 |
| | 43.5"(1105mm) | 42"(1067mm) | SYWJ-4242-LN ■■ | 995.05 | 1039.40 | 1441.64 | 1485.99 |
| | 49.5"(1257mm) | 48"(1219mm) | SYWJ-4248-LN ■■ | 1027.69 | 1077.38 | 1528.78 | 1578.47 |
| | 55.5"(1410mm) | 54"(1372mm) | SYWJ-4254-LN ■■ | 1060.33 | 1115.36 | 1615.92 | 1670.95 |
| | 61.5"(1562mm) | 60"(1524mm) | SYWJ-4260-LN ■■ | 1092.97 | 1153.34 | 1703.06 | 1763.43 |
| | 67.5"(1715mm) | 66"(1676mm) | SYWJ-4266-LN ■■ | 1125.61 | 1191.32 | 1790.20 | 1855.91 |
| | 73.5"(1867mm) | 72"(1829mm) | SYWJ-4272-LN ■■ | 1158.25 | 1229.30 | 1877.34 | 1948.39 |
| | 79.5"(2019mm) | 78"(1981mm) | SYWJ-4278-LN ■■ | 1190.89 | 1267.28 | 1964.48 | 2040.87 |
| | 85.5"(2172mm) | 84"(2134mm) | SYWJ-4284-LN ■■ | 1223.53 | 1305.26 | 2051.62 | 2133.35 |
| | 91.5"(2324mm) | 90"(2286mm) | SYWJ-4290-LN ■■ | 1256.17 | 1343.24 | 2138.76 | 2225.83 |
| | 97.5"(2477mm) | 96"(2438mm) | SYWJ-4296-LN ■■ | 1288.81 | 1381.22 | 2225.90 | 2318.31 |
| | 103.5"(2629mm) | 102"(2591mm) | SYWJ-42A2-LN ■■ | 1321.45 | 1419.20 | 2313.04 | 2410.79 |
| | 109.5"(2781mm) | 108"(2743mm) | SYWJ-42A8-LN ■■ | 1354.09 | 1457.18 | 2400.18 | 2503.27 |
| | 115.5"(2934mm) | 114"(2896mm) | SYWJ-42B4-LN ■■ | 1386.73 | 1495.16 | 2487.32 | 2595.75 |
| 50"(1270mm) | | | | | | | |
| | 19.5"(495mm) | 18"(457mm) | SYWJ-5018-LN ■■ | \$ 674.06 | \$ 707.21 | \$ 902.65 | \$ 935.80 |
| | 25.5"(648mm) | 24"(610mm) | SYWJ-5024-LN ■■ | 706.70 | 745.19 | 989.79 | 1028.28 |
| | 31.5"(800mm) | 30"(762mm) | SYWJ-5030-LN ■■ | 739.34 | 783.17 | 1076.93 | 1120.76 |
| | 37.5"(953mm) | 36"(914mm) | SYWJ-5036-LN ■■ | 927.42 | 976.59 | 1319.51 | 1368.68 |
| | 43.5"(1105mm) | 42"(1067mm) | SYWJ-5042-LN ■■ | 1057.21 | 1111.72 | 1503.80 | 1558.31 |
| | 49.5"(1257mm) | 48"(1219mm) | SYWJ-5048-LN ■■ | 1089.85 | 1149.70 | 1590.94 | 1650.79 |
| | 55.5"(1410mm) | 54"(1372mm) | SYWJ-5054-LN ■■ | 1122.49 | 1187.68 | 1678.08 | 1743.27 |
| | 61.5"(1562mm) | 60"(1524mm) | SYWJ-5060-LN ■■ | 1155.13 | 1225.66 | 1765.22 | 1835.75 |
| | 67.5"(1715mm) | 66"(1676mm) | SYWJ-5066-LN ■■ | 1187.77 | 1263.64 | 1852.36 | 1928.23 |
| | 73.5"(1867mm) | 72"(1829mm) | SYWJ-5072-LN ■■ | 1220.41 | 1301.62 | 1939.50 | 2020.71 |
| | 79.5"(2019mm) | 78"(1981mm) | SYWJ-5078-LN ■■ | 1253.05 | 1339.60 | 2026.64 | 2113.19 |
| | 85.5"(2172mm) | 84"(2134mm) | SYWJ-5084-LN ■■ | 1285.69 | 1377.58 | 2113.78 | 2205.67 |
| | 91.5"(2324mm) | 90"(2286mm) | SYWJ-5090-LN ■■ | 1318.33 | 1415.56 | 2200.92 | 2298.15 |
| | 97.5"(2477mm) | 96"(2438mm) | SYWJ-5096-LN ■■ | 1350.97 | 1453.54 | 2288.06 | 2390.63 |
| | 103.5"(2629mm) | 102"(2591mm) | SYWJ-50A2-LN ■■ | 1383.61 | 1491.52 | 2375.20 | 2483.11 |
| | 109.5"(2781mm) | 108"(2743mm) | SYWJ-50A8-LN ■■ | 1416.25 | 1529.50 | 2462.34 | 2575.59 |
| | 115.5"(2934mm) | 114"(2896mm) | SYWJ-50B4-LN ■■ | 1448.89 | 1567.48 | 2549.48 | 2668.07 |
| Gallery Panels 58"(1473mm)H | | | | | | | |
| 58"(1473mm) | 19.5"(495mm) | 18"(457mm) | SYWJ-5818-LN ■■ | \$ 736.22 | \$ 779.53 | \$ 964.81 | \$ 1008.12 |
| | 25.5"(648mm) | 24"(610mm) | SYWJ-5824-LN ■■ | 768.86 | 817.51 | 1051.95 | 1100.60 |
| | 31.5"(800mm) | 30"(762mm) | SYWJ-5830-LN ■■ | 801.50 | 855.49 | 1139.09 | 1193.08 |
| | 37.5"(953mm) | 36"(914mm) | SYWJ-5836-LN ■■ | 989.58 | 1048.91 | 1381.67 | 1441.00 |
| | 43.5"(1105mm) | 42"(1067mm) | SYWJ-5842-LN ■■ | 1119.37 | 1184.04 | 1565.96 | 1630.63 |
| | 49.5"(1257mm) | 48"(1219mm) | SYWJ-5848-LN ■■ | 1152.01 | 1222.02 | 1653.10 | 1723.11 |
| | 55.5"(1410mm) | 54"(1372mm) | SYWJ-5854-LN ■■ | 1184.65 | 1260.00 | 1740.24 | 1815.59 |
| | 61.5"(1562mm) | 60"(1524mm) | SYWJ-5860-LN ■■ | 1217.29 | 1297.98 | 1827.38 | 1908.07 |

Gallery Panel to Compose Beam End-of-Run C (Center Mount)



Class BC – Discount Group IX

Features

- Includes one pre-drilled, finished panel and attachment hardware.
- Gallery Panel is 1.18”(30mm) thick. Compose Beam adds 3”(76mm) to width.
- High Pressure Laminate (HPL) panel has 1mm edgeband.
- Glides provide 1.5”(38mm) level adjustment.
- Beam and hardware are field installed.
- Rail for glass ready option standard in black.
- Handedness is determined by Face Connection.

Specification Tips

- For use at the end of a Compose Beam. Takes the place of Beam End-of-Run Trim.
- Gallery Panels can be the same height or taller than the Beam.
- Gallery Panel has one center face connection only.
- Refer to the Specification Guide for End mounting application guidelines.
- Specify No Glass option when using Glass Topper Holder Kit.
- “No Glass” Gallery Panels option cannot be retrofit to Glass Ready Option.
- Separately specify:
 - Insert Glass for Glass-Ready Gallery Panels
 - Glass Topper Holder Kit

To Order, Specify:

1) Product number, including:

1 Left End (Finished End or Connection End)

- N** No Connection (Finished End)
- A** 26”(660mm)H or 27”(686mm)H Connection
- B** 34”(864mm)H Connection
- C** 42”(1067mm)H Connection
- D** 50”(1270mm)H Connection
- E** 58”(1473mm)H Connection

2 Right End (Finished End or Connection End)

- N** No Connection (Finished End)
- A** 26”(660mm)H or 27”(686mm)H Connection
- B** 34”(864mm)H Connection
- C** 42”(1067mm)H Connection
- D** 50”(1270mm)H Connection
- E** 58”(1473mm)H Connection

3 Glass Options

- N** No Glass (Finished Top)
- G** Glass Ready

2) Laminate surface color.
3) Edgeband color.

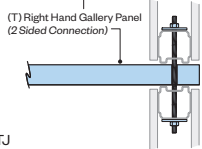
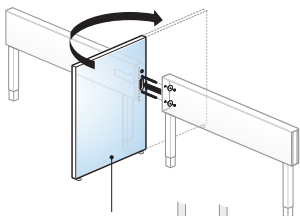
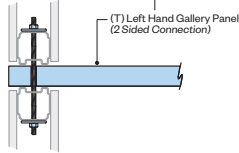
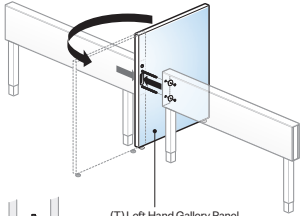
Gallery Panel to Compose Beam End-of-Run C (Center Mount)

| Nominal Height | Actual Width | Nominal Width | Number ①②③ | No Glass HPL | | Glass Ready HPL | |
|---|--------------|---------------|-------------|--------------|-----------|-----------------|-----------|
| | | | | A | B | A | B |
| Gallery Panels 26"(660mm)H-34"(864mm)H | | | | | | | |
| 26"(660mm) | 21"(533mm) | 18"(457mm) | SYCJ-2618-L | \$ 487.58 | \$ 490.25 | \$ 716.17 | \$ 718.84 |
| | 27"(686mm) | 24"(610mm) | SYCJ-2624-L | 520.22 | 528.23 | 803.31 | 811.32 |
| | 33"(838mm) | 30"(762mm) | SYCJ-2630-L | 552.86 | 566.21 | 890.45 | 903.80 |
| | 39"(991mm) | 36"(914mm) | SYCJ-2636-L | 740.94 | 759.63 | 1133.03 | 1151.72 |
| | 45"(1143mm) | 42"(1067mm) | SYCJ-2642-L | 870.73 | 894.76 | 1317.32 | 1341.35 |
| | 51"(1295mm) | 48"(1219mm) | SYCJ-2648-L | 903.37 | 932.74 | 1404.46 | 1433.83 |
| | 57"(1448mm) | 54"(1372mm) | SYCJ-2654-L | 936.01 | 970.72 | 1491.60 | 1526.31 |
| | 63"(1600mm) | 60"(1524mm) | SYCJ-2660-L | 968.65 | 1008.70 | 1578.74 | 1618.79 |
| | 69"(1753mm) | 66"(1676mm) | SYCJ-2666-L | 1001.29 | 1046.68 | 1665.88 | 1711.27 |
| | 75"(1905mm) | 72"(1829mm) | SYCJ-2672-L | 1033.93 | 1084.66 | 1753.02 | 1803.75 |
| | 81"(2057mm) | 78"(1981mm) | SYCJ-2678-L | 1066.57 | 1122.64 | 1840.16 | 1896.23 |
| | 87"(2210mm) | 84"(2134mm) | SYCJ-2684-L | 1099.21 | 1160.62 | 1927.30 | 1988.71 |
| | 93"(2362mm) | 90"(2286mm) | SYCJ-2690-L | 1131.85 | 1198.60 | 2014.44 | 2081.19 |
| | 99"(2515mm) | 96"(2438mm) | SYCJ-2696-L | 1164.49 | 1236.58 | 2101.58 | 2173.67 |
| 105"(2667mm) | 102"(2591mm) | SYCJ-26A2-L | 1197.13 | 1274.56 | 2188.72 | 2266.15 | |
| 111"(2819mm) | 108"(2743mm) | SYCJ-26A8-L | 1229.77 | 1312.54 | 2275.86 | 2358.63 | |
| 117"(2972mm) | 114"(2896mm) | SYCJ-26B4-L | 1262.41 | 1350.52 | 2363.00 | 2451.11 | |
| 27"(686mm) | 21"(533mm) | 18"(457mm) | SYCJ-2718-L | \$ 495.35 | \$ 499.29 | \$ 723.94 | \$ 727.88 |
| | 27"(686mm) | 24"(610mm) | SYCJ-2724-L | 527.99 | 537.27 | 811.08 | 820.36 |
| | 33"(838mm) | 30"(762mm) | SYCJ-2730-L | 560.63 | 575.25 | 898.22 | 912.84 |
| | 39"(991mm) | 36"(914mm) | SYCJ-2736-L | 748.71 | 768.67 | 1140.80 | 1160.76 |
| | 45"(1143mm) | 42"(1067mm) | SYCJ-2742-L | 878.50 | 903.80 | 1325.09 | 1350.39 |
| | 51"(1295mm) | 48"(1219mm) | SYCJ-2748-L | 911.14 | 941.78 | 1412.23 | 1442.87 |
| | 57"(1448mm) | 54"(1372mm) | SYCJ-2754-L | 943.78 | 979.76 | 1499.37 | 1535.35 |
| | 63"(1600mm) | 60"(1524mm) | SYCJ-2760-L | 976.42 | 1017.74 | 1586.51 | 1627.83 |
| | 69"(1753mm) | 66"(1676mm) | SYCJ-2766-L | 1009.06 | 1055.72 | 1673.65 | 1720.31 |
| | 75"(1905mm) | 72"(1829mm) | SYCJ-2772-L | 1041.70 | 1093.70 | 1760.79 | 1812.79 |
| | 81"(2057mm) | 78"(1981mm) | SYCJ-2778-L | 1074.34 | 1131.68 | 1847.93 | 1905.27 |
| | 87"(2210mm) | 84"(2134mm) | SYCJ-2784-L | 1106.98 | 1169.66 | 1935.07 | 1997.75 |
| | 93"(2362mm) | 90"(2286mm) | SYCJ-2790-L | 1139.62 | 1207.64 | 2022.21 | 2090.23 |
| | 99"(2515mm) | 96"(2438mm) | SYCJ-2796-L | 1172.26 | 1245.62 | 2109.35 | 2182.71 |
| 105"(2667mm) | 102"(2591mm) | SYCJ-27A2-L | 1204.90 | 1283.60 | 2196.49 | 2275.19 | |
| 111"(2819mm) | 108"(2743mm) | SYCJ-27A8-L | 1237.54 | 1321.58 | 2283.63 | 2367.67 | |
| 117"(2972mm) | 114"(2896mm) | SYCJ-27B4-L | 1270.18 | 1359.56 | 2370.77 | 2460.15 | |
| 34"(864mm) | 21"(533mm) | 18"(457mm) | SYCJ-3418-L | \$ 549.74 | \$ 562.57 | \$ 778.33 | \$ 791.16 |
| | 27"(686mm) | 24"(610mm) | SYCJ-3424-L | 582.38 | 600.55 | 865.47 | 883.64 |
| | 33"(838mm) | 30"(762mm) | SYCJ-3430-L | 615.02 | 638.53 | 952.61 | 976.12 |
| | 39"(991mm) | 36"(914mm) | SYCJ-3436-L | 803.10 | 831.95 | 1195.19 | 1224.04 |
| | 45"(1143mm) | 42"(1067mm) | SYCJ-3442-L | 932.89 | 967.08 | 1379.48 | 1413.67 |
| | 51"(1295mm) | 48"(1219mm) | SYCJ-3448-L | 965.53 | 1005.06 | 1466.62 | 1506.15 |
| | 57"(1448mm) | 54"(1372mm) | SYCJ-3454-L | 998.17 | 1043.04 | 1553.76 | 1598.63 |
| | 63"(1600mm) | 60"(1524mm) | SYCJ-3460-L | 1030.81 | 1081.02 | 1640.90 | 1691.11 |
| | 69"(1753mm) | 66"(1676mm) | SYCJ-3466-L | 1063.45 | 1119.00 | 1728.04 | 1783.59 |
| | 75"(1905mm) | 72"(1829mm) | SYCJ-3472-L | 1096.09 | 1156.98 | 1815.18 | 1876.07 |
| | 81"(2057mm) | 78"(1981mm) | SYCJ-3478-L | 1128.73 | 1194.96 | 1902.32 | 1968.55 |
| | 87"(2210mm) | 84"(2134mm) | SYCJ-3484-L | 1161.37 | 1232.94 | 1989.46 | 2061.03 |
| | 93"(2362mm) | 90"(2286mm) | SYCJ-3490-L | 1194.01 | 1270.92 | 2076.60 | 2153.51 |
| | 99"(2515mm) | 96"(2438mm) | SYCJ-3496-L | 1226.65 | 1308.90 | 2163.74 | 2245.99 |
| 105"(2667mm) | 102"(2591mm) | SYCJ-34A2-L | 1259.29 | 1346.88 | 2250.88 | 2338.47 | |
| 111"(2819mm) | 108"(2743mm) | SYCJ-34A8-L | 1291.93 | 1384.86 | 2338.02 | 2430.95 | |
| 117"(2972mm) | 114"(2896mm) | SYCJ-34B4-L | 1324.57 | 1422.84 | 2425.16 | 2523.43 | |

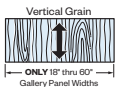
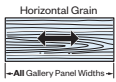
Gallery Panel to Compose Beam End-of-Run C (Center Mount)

| Nominal Height | Actual Width | Nominal Width | Number ①②③ | No Glass HPL | | Glass Ready HPL | |
|---|--------------|---------------|-------------|--------------|-----------|-----------------|------------|
| | | | | A | B | A | B |
| Gallery Panels 42"(1067mm)H-50"(1270mm)H | | | | | | | |
| 42"(1067mm) | 21"(533mm) | 18"(457mm) | SYCJ-4218-L | \$ 611.90 | \$ 634.89 | \$ 840.49 | \$ 863.48 |
| | 27"(686mm) | 24"(610mm) | SYCJ-4224-L | 644.54 | 672.87 | 927.63 | 955.96 |
| | 33"(838mm) | 30"(762mm) | SYCJ-4230-L | 677.18 | 710.85 | 1014.77 | 1048.44 |
| | 39"(991mm) | 36"(914mm) | SYCJ-4236-L | 865.26 | 904.27 | 1257.35 | 1296.36 |
| | 45"(1143mm) | 42"(1067mm) | SYCJ-4242-L | 995.05 | 1039.40 | 1441.64 | 1485.99 |
| | 51"(1295mm) | 48"(1219mm) | SYCJ-4248-L | 1027.69 | 1077.38 | 1528.78 | 1578.47 |
| | 57"(1448mm) | 54"(1372mm) | SYCJ-4254-L | 1060.33 | 1115.36 | 1615.92 | 1670.95 |
| | 63"(1600mm) | 60"(1524mm) | SYCJ-4260-L | 1092.97 | 1153.34 | 1703.06 | 1763.43 |
| | 69"(1753mm) | 66"(1676mm) | SYCJ-4266-L | 1125.61 | 1191.32 | 1790.20 | 1855.91 |
| | 75"(1905mm) | 72"(1829mm) | SYCJ-4272-L | 1158.25 | 1229.30 | 1877.34 | 1948.39 |
| | 81"(2057mm) | 78"(1981mm) | SYCJ-4278-L | 1190.89 | 1267.28 | 1964.48 | 2040.87 |
| | 87"(2210mm) | 84"(2134mm) | SYCJ-4284-L | 1223.53 | 1305.26 | 2051.62 | 2133.35 |
| | 93"(2362mm) | 90"(2286mm) | SYCJ-4290-L | 1256.17 | 1343.24 | 2138.76 | 2225.83 |
| | 99"(2515mm) | 96"(2438mm) | SYCJ-4296-L | 1288.81 | 1381.22 | 2225.90 | 2318.31 |
| | 105"(2667mm) | 102"(2591mm) | SYCJ-42A2-L | 1321.45 | 1419.20 | 2313.04 | 2410.79 |
| | 111"(2819mm) | 108"(2743mm) | SYCJ-42A8-L | 1354.09 | 1457.18 | 2400.18 | 2503.27 |
| | 117"(2972mm) | 114"(2896mm) | SYCJ-42B4-L | 1386.73 | 1495.16 | 2487.32 | 2595.75 |
| 50"(1270mm) | | | | | | | |
| | 21"(533mm) | 18"(457mm) | SYCJ-5018-L | \$ 674.06 | \$ 707.21 | \$ 902.65 | \$ 935.80 |
| | 27"(686mm) | 24"(610mm) | SYCJ-5024-L | 706.70 | 745.19 | 989.79 | 1028.28 |
| | 33"(838mm) | 30"(762mm) | SYCJ-5030-L | 739.34 | 783.17 | 1076.93 | 1120.76 |
| | 39"(991mm) | 36"(914mm) | SYCJ-5036-L | 927.42 | 976.59 | 1319.51 | 1368.68 |
| | 45"(1143mm) | 42"(1067mm) | SYCJ-5042-L | 1057.21 | 1111.72 | 1503.80 | 1558.31 |
| | 51"(1295mm) | 48"(1219mm) | SYCJ-5048-L | 1089.85 | 1149.70 | 1590.94 | 1650.79 |
| | 57"(1448mm) | 54"(1372mm) | SYCJ-5054-L | 1122.49 | 1187.68 | 1678.08 | 1743.27 |
| | 63"(1600mm) | 60"(1524mm) | SYCJ-5060-L | 1155.13 | 1225.66 | 1765.22 | 1835.75 |
| | 69"(1753mm) | 66"(1676mm) | SYCJ-5066-L | 1187.77 | 1263.64 | 1852.36 | 1928.23 |
| | 75"(1905mm) | 72"(1829mm) | SYCJ-5072-L | 1220.41 | 1301.62 | 1939.50 | 2020.71 |
| | 81"(2057mm) | 78"(1981mm) | SYCJ-5078-L | 1253.05 | 1339.60 | 2026.64 | 2113.19 |
| | 87"(2210mm) | 84"(2134mm) | SYCJ-5084-L | 1285.69 | 1377.58 | 2113.78 | 2205.67 |
| | 93"(2362mm) | 90"(2286mm) | SYCJ-5090-L | 1318.33 | 1415.56 | 2200.92 | 2298.15 |
| | 99"(2515mm) | 96"(2438mm) | SYCJ-5096-L | 1350.97 | 1453.54 | 2288.06 | 2390.63 |
| | 105"(2667mm) | 102"(2591mm) | SYCJ-50A2-L | 1383.61 | 1491.52 | 2375.20 | 2483.11 |
| | 111"(2819mm) | 108"(2743mm) | SYCJ-50A8-L | 1416.25 | 1529.50 | 2462.34 | 2575.59 |
| | 117"(2972mm) | 114"(2896mm) | SYCJ-50B4-L | 1448.89 | 1567.48 | 2549.48 | 2668.07 |
| Gallery Panels 58"(1473mm)H | | | | | | | |
| 58"(1473mm) | 21"(533mm) | 18"(457mm) | SYCJ-5818-L | \$ 736.22 | \$ 779.53 | \$ 964.81 | \$ 1008.12 |
| | 27"(686mm) | 24"(610mm) | SYCJ-5824-L | 768.86 | 817.51 | 1051.95 | 1100.60 |
| | 33"(838mm) | 30"(762mm) | SYCJ-5830-L | 801.50 | 855.49 | 1139.09 | 1193.08 |
| | 39"(991mm) | 36"(914mm) | SYCJ-5836-L | 989.58 | 1048.91 | 1381.67 | 1441.00 |
| | 45"(1143mm) | 42"(1067mm) | SYCJ-5842-L | 1119.37 | 1184.04 | 1565.96 | 1630.63 |
| | 51"(1295mm) | 48"(1219mm) | SYCJ-5848-L | 1152.01 | 1222.02 | 1653.10 | 1723.11 |
| | 57"(1448mm) | 54"(1372mm) | SYCJ-5854-L | 1184.65 | 1260.00 | 1740.24 | 1815.59 |
| | 63"(1600mm) | 60"(1524mm) | SYCJ-5860-L | 1217.29 | 1297.98 | 1827.38 | 1908.07 |

Gallery Panel to Compose Beam Intermediate T (Two Sided Left/Right)



SYTJ



Class BC – Discount Group IX

Features

- Includes one pre-drilled, finished panel and attachment hardware.
- Gallery Panel is 1.18" (30mm) thick. Compose Beam adds 3" (76mm) to width.
- High Pressure Laminate (HPL) panel has 1mm edgeband.
- Glides provide 1.5" (38mm) level adjustment.
- Beam and hardware are field installed.
- Rail for glass ready option standard in black.
- Power pass through standard at below worksurface.

Specification Tips

- For intermediate use between two Compose Beams.
- Gallery Panels can be the same height or taller than the Beam.
- Gallery Panel has one face connection on both sides.
- Gallery Panel End attachment is not allowed on the same hand as the face attachment. Refer to the Specification Guide for End mounting application guidelines.
- Base power applications require separately specified Flexible Power Connector - Corner Span, Work-height (VZEF-OBOQ-).
- Specify No Glass option when using Glass Topper Holder Kit.
- "No Glass" Gallery Panels option cannot be retrofit to Glass Ready Option.
- Separately specify:
 - Insert Glass for Glass-Ready Gallery Panels
 - Glass Topper Holder Kit

To Order, Specify:

1) Product number, including:

1 Other End (Finished End or Connection End)

- N** No Connection (Finished End)
- A** 26" (660mm)H or 27" (686mm)H Connection
- B** 34" (864mm)H Connection
- C** 42" (1067mm)H Connection
- D** 50" (1270mm)H Connection
- E** 58" (1473mm)H Connection

2 Glass Options

- N** No Glass (Finished Top)
- G** Glass Ready

- 2) Laminate surface color.
3) Edgeband color.

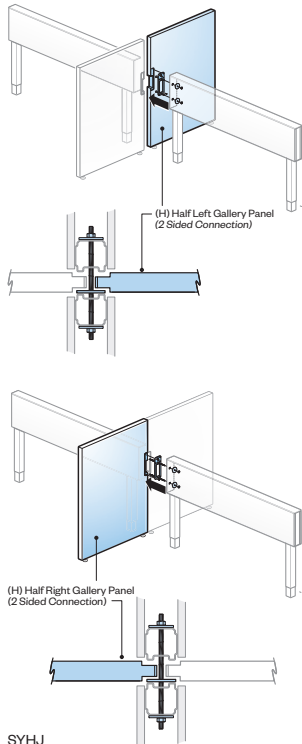
Gallery Panel to Compose Beam Intermediate T (Two Sided Left/Right)

| Nominal Height | Actual Width | Nominal Width | Number | ①② | No Glass HPL | | Glass Ready HPL | |
|---|--------------|---------------|--------------|---------|--------------|-----------|-----------------|-----------|
| | | | | | A | B | A | B |
| Gallery Panels 26"(660mm)H-34"(864mm)H | | | | | | | | |
| 26"(660mm) | 21"(533mm) | 18"(457mm) | SYTJ-2618-LN | ■ ■ | \$ 620.95 | \$ 623.62 | \$ 849.54 | \$ 852.21 |
| | 27"(686mm) | 24"(610mm) | SYTJ-2624-LN | ■ ■ | 653.59 | 661.60 | 936.68 | 944.69 |
| | 33"(838mm) | 30"(762mm) | SYTJ-2630-LN | ■ ■ | 686.23 | 699.58 | 1023.82 | 1037.17 |
| | 39"(991mm) | 36"(914mm) | SYTJ-2636-LN | ■ ■ | 874.31 | 893.00 | 1266.40 | 1285.09 |
| | 45"(1143mm) | 42"(1067mm) | SYTJ-2642-LN | ■ ■ | 1004.10 | 1028.13 | 1450.69 | 1474.72 |
| | 51"(1295mm) | 48"(1219mm) | SYTJ-2648-LN | ■ ■ | 1036.74 | 1066.11 | 1537.83 | 1567.20 |
| | 57"(1448mm) | 54"(1372mm) | SYTJ-2654-LN | ■ ■ | 1069.38 | 1104.09 | 1624.97 | 1659.68 |
| | 63"(1600mm) | 60"(1524mm) | SYTJ-2660-LN | ■ ■ | 1102.02 | 1142.07 | 1712.11 | 1752.16 |
| | 69"(1753mm) | 66"(1676mm) | SYTJ-2666-LN | ■ ■ | 1134.66 | 1180.05 | 1799.25 | 1844.64 |
| | 75"(1905mm) | 72"(1829mm) | SYTJ-2672-LN | ■ ■ | 1167.30 | 1218.03 | 1886.39 | 1937.12 |
| | 81"(2057mm) | 78"(1981mm) | SYTJ-2678-LN | ■ ■ | 1199.94 | 1256.01 | 1973.53 | 2029.60 |
| | 87"(2210mm) | 84"(2134mm) | SYTJ-2684-LN | ■ ■ | 1232.58 | 1293.99 | 2060.67 | 2122.08 |
| | 93"(2362mm) | 90"(2286mm) | SYTJ-2690-LN | ■ ■ | 1265.22 | 1331.97 | 2147.81 | 2214.56 |
| | 99"(2515mm) | 96"(2438mm) | SYTJ-2696-LN | ■ ■ | 1297.86 | 1369.95 | 2234.95 | 2307.04 |
| 105"(2667mm) | 102"(2591mm) | SYTJ-26A2-LN | ■ ■ | 1330.50 | 1407.93 | 2322.09 | 2399.52 | |
| 111"(2819mm) | 108"(2743mm) | SYTJ-26A8-LN | ■ ■ | 1363.14 | 1445.91 | 2409.23 | 2492.00 | |
| 117"(2972mm) | 114"(2896mm) | SYTJ-26B4-LN | ■ ■ | 1395.78 | 1483.89 | 2496.37 | 2584.48 | |
| 27"(686mm) | 21"(533mm) | 18"(457mm) | SYTJ-2718-LN | ■ ■ | \$ 628.72 | \$ 632.66 | \$ 857.31 | \$ 861.25 |
| | 27"(686mm) | 24"(610mm) | SYTJ-2724-LN | ■ ■ | 661.36 | 670.64 | 944.45 | 953.73 |
| | 33"(838mm) | 30"(762mm) | SYTJ-2730-LN | ■ ■ | 694.00 | 708.62 | 1031.59 | 1046.21 |
| | 39"(991mm) | 36"(914mm) | SYTJ-2736-LN | ■ ■ | 882.08 | 902.04 | 1274.17 | 1294.13 |
| | 45"(1143mm) | 42"(1067mm) | SYTJ-2742-LN | ■ ■ | 1011.87 | 1037.17 | 1458.46 | 1483.76 |
| | 51"(1295mm) | 48"(1219mm) | SYTJ-2748-LN | ■ ■ | 1044.51 | 1075.15 | 1545.60 | 1576.24 |
| | 57"(1448mm) | 54"(1372mm) | SYTJ-2754-LN | ■ ■ | 1077.15 | 1113.13 | 1632.74 | 1668.72 |
| | 63"(1600mm) | 60"(1524mm) | SYTJ-2760-LN | ■ ■ | 1109.79 | 1151.11 | 1719.88 | 1761.20 |
| | 69"(1753mm) | 66"(1676mm) | SYTJ-2766-LN | ■ ■ | 1142.43 | 1189.09 | 1807.02 | 1853.68 |
| | 75"(1905mm) | 72"(1829mm) | SYTJ-2772-LN | ■ ■ | 1175.07 | 1227.07 | 1894.16 | 1946.16 |
| | 81"(2057mm) | 78"(1981mm) | SYTJ-2778-LN | ■ ■ | 1207.71 | 1265.05 | 1981.30 | 2038.64 |
| | 87"(2210mm) | 84"(2134mm) | SYTJ-2784-LN | ■ ■ | 1240.35 | 1303.03 | 2068.44 | 2131.12 |
| | 93"(2362mm) | 90"(2286mm) | SYTJ-2790-LN | ■ ■ | 1272.99 | 1341.01 | 2155.58 | 2223.60 |
| | 99"(2515mm) | 96"(2438mm) | SYTJ-2796-LN | ■ ■ | 1305.63 | 1378.99 | 2242.72 | 2316.08 |
| 105"(2667mm) | 102"(2591mm) | SYTJ-27A2-LN | ■ ■ | 1338.27 | 1416.97 | 2329.86 | 2408.56 | |
| 111"(2819mm) | 108"(2743mm) | SYTJ-27A8-LN | ■ ■ | 1370.91 | 1454.95 | 2417.00 | 2501.04 | |
| 117"(2972mm) | 114"(2896mm) | SYTJ-27B4-LN | ■ ■ | 1403.55 | 1492.93 | 2504.14 | 2593.52 | |
| 34"(864mm) | 21"(533mm) | 18"(457mm) | SYTJ-3418-LN | ■ ■ | \$ 683.11 | \$ 695.94 | \$ 911.70 | \$ 924.53 |
| | 27"(686mm) | 24"(610mm) | SYTJ-3424-LN | ■ ■ | 715.75 | 733.92 | 998.84 | 1017.01 |
| | 33"(838mm) | 30"(762mm) | SYTJ-3430-LN | ■ ■ | 748.39 | 771.90 | 1085.98 | 1109.49 |
| | 39"(991mm) | 36"(914mm) | SYTJ-3436-LN | ■ ■ | 936.47 | 965.32 | 1328.56 | 1357.41 |
| | 45"(1143mm) | 42"(1067mm) | SYTJ-3442-LN | ■ ■ | 1066.26 | 1100.45 | 1512.85 | 1547.04 |
| | 51"(1295mm) | 48"(1219mm) | SYTJ-3448-LN | ■ ■ | 1098.90 | 1138.43 | 1599.99 | 1639.52 |
| | 57"(1448mm) | 54"(1372mm) | SYTJ-3454-LN | ■ ■ | 1131.54 | 1176.41 | 1687.13 | 1732.00 |
| | 63"(1600mm) | 60"(1524mm) | SYTJ-3460-LN | ■ ■ | 1164.18 | 1214.39 | 1774.27 | 1824.48 |
| | 69"(1753mm) | 66"(1676mm) | SYTJ-3466-LN | ■ ■ | 1196.82 | 1252.37 | 1861.41 | 1916.96 |
| | 75"(1905mm) | 72"(1829mm) | SYTJ-3472-LN | ■ ■ | 1229.46 | 1290.35 | 1948.55 | 2009.44 |
| | 81"(2057mm) | 78"(1981mm) | SYTJ-3478-LN | ■ ■ | 1262.10 | 1328.33 | 2035.69 | 2101.92 |
| | 87"(2210mm) | 84"(2134mm) | SYTJ-3484-LN | ■ ■ | 1294.74 | 1366.31 | 2122.83 | 2194.40 |
| | 93"(2362mm) | 90"(2286mm) | SYTJ-3490-LN | ■ ■ | 1327.38 | 1404.29 | 2209.97 | 2286.88 |
| | 99"(2515mm) | 96"(2438mm) | SYTJ-3496-LN | ■ ■ | 1360.02 | 1442.27 | 2297.11 | 2379.36 |
| 105"(2667mm) | 102"(2591mm) | SYTJ-34A2-LN | ■ ■ | 1392.66 | 1480.25 | 2384.25 | 2471.84 | |
| 111"(2819mm) | 108"(2743mm) | SYTJ-34A8-LN | ■ ■ | 1425.30 | 1518.23 | 2471.39 | 2564.32 | |
| 117"(2972mm) | 114"(2896mm) | SYTJ-34B4-LN | ■ ■ | 1457.94 | 1556.21 | 2558.53 | 2656.80 | |

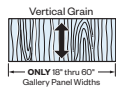
Gallery Panel to Compose Beam Intermediate T (Two Sided Left/Right)

| Nominal Height | Actual Width | Nominal Width | Number | ①② | No Glass HPL | | Glass Ready HPL | |
|---|--------------|---------------|--------------|-----|--------------|-----------|-----------------|------------|
| | | | | | A | B | A | B |
| Gallery Panels 42"(1067mm)H-50"(1270mm)H | | | | | | | | |
| 42"(1067mm) | 21"(533mm) | 18"(457mm) | SYTJ-4218-LN | ■ ■ | \$ 745.27 | \$ 768.26 | \$ 973.86 | \$ 996.85 |
| | 27"(686mm) | 24"(610mm) | SYTJ-4224-LN | ■ ■ | 777.91 | 806.24 | 1061.00 | 1089.33 |
| | 33"(838mm) | 30"(762mm) | SYTJ-4230-LN | ■ ■ | 810.55 | 844.22 | 1148.14 | 1181.81 |
| | 39"(991mm) | 36"(914mm) | SYTJ-4236-LN | ■ ■ | 998.63 | 1037.64 | 1390.72 | 1429.73 |
| | 45"(1143mm) | 42"(1067mm) | SYTJ-4242-LN | ■ ■ | 1128.42 | 1172.77 | 1575.01 | 1619.36 |
| | 51"(1295mm) | 48"(1219mm) | SYTJ-4248-LN | ■ ■ | 1161.06 | 1210.75 | 1662.15 | 1711.84 |
| | 57"(1448mm) | 54"(1372mm) | SYTJ-4254-LN | ■ ■ | 1193.70 | 1248.73 | 1749.29 | 1804.32 |
| | 63"(1600mm) | 60"(1524mm) | SYTJ-4260-LN | ■ ■ | 1226.34 | 1286.71 | 1836.43 | 1896.80 |
| | 69"(1753mm) | 66"(1676mm) | SYTJ-4266-LN | ■ ■ | 1258.98 | 1324.69 | 1923.57 | 1989.28 |
| | 75"(1905mm) | 72"(1829mm) | SYTJ-4272-LN | ■ ■ | 1291.62 | 1362.67 | 2010.71 | 2081.76 |
| | 81"(2057mm) | 78"(1981mm) | SYTJ-4278-LN | ■ ■ | 1324.26 | 1400.65 | 2097.85 | 2174.24 |
| | 87"(2210mm) | 84"(2134mm) | SYTJ-4284-LN | ■ ■ | 1356.90 | 1438.63 | 2184.99 | 2266.72 |
| | 93"(2362mm) | 90"(2286mm) | SYTJ-4290-LN | ■ ■ | 1389.54 | 1476.61 | 2272.13 | 2359.20 |
| | 99"(2515mm) | 96"(2438mm) | SYTJ-4296-LN | ■ ■ | 1422.18 | 1514.59 | 2359.27 | 2451.68 |
| | 105"(2667mm) | 102"(2591mm) | SYTJ-42A2-LN | ■ ■ | 1454.82 | 1552.57 | 2446.41 | 2544.16 |
| | 111"(2819mm) | 108"(2743mm) | SYTJ-42A8-LN | ■ ■ | 1487.46 | 1590.55 | 2533.55 | 2636.64 |
| | 117"(2972mm) | 114"(2896mm) | SYTJ-42B4-LN | ■ ■ | 1520.10 | 1628.53 | 2620.69 | 2729.12 |
| 50"(1270mm) | 21"(533mm) | 18"(457mm) | SYTJ-5018-LN | ■ ■ | \$ 807.43 | \$ 840.58 | \$ 1036.02 | \$ 1069.17 |
| | 27"(686mm) | 24"(610mm) | SYTJ-5024-LN | ■ ■ | 840.07 | 878.56 | 1123.16 | 1161.65 |
| | 33"(838mm) | 30"(762mm) | SYTJ-5030-LN | ■ ■ | 872.71 | 916.54 | 1210.30 | 1254.13 |
| | 39"(991mm) | 36"(914mm) | SYTJ-5036-LN | ■ ■ | 1060.79 | 1109.96 | 1452.88 | 1502.05 |
| | 45"(1143mm) | 42"(1067mm) | SYTJ-5042-LN | ■ ■ | 1190.58 | 1245.09 | 1637.17 | 1691.68 |
| | 51"(1295mm) | 48"(1219mm) | SYTJ-5048-LN | ■ ■ | 1223.22 | 1283.07 | 1724.31 | 1784.16 |
| | 57"(1448mm) | 54"(1372mm) | SYTJ-5054-LN | ■ ■ | 1255.86 | 1321.05 | 1811.45 | 1876.64 |
| | 63"(1600mm) | 60"(1524mm) | SYTJ-5060-LN | ■ ■ | 1288.50 | 1359.03 | 1898.59 | 1969.12 |
| | 69"(1753mm) | 66"(1676mm) | SYTJ-5066-LN | ■ ■ | 1321.14 | 1397.01 | 1985.73 | 2061.60 |
| | 75"(1905mm) | 72"(1829mm) | SYTJ-5072-LN | ■ ■ | 1353.78 | 1434.99 | 2072.87 | 2154.08 |
| | 81"(2057mm) | 78"(1981mm) | SYTJ-5078-LN | ■ ■ | 1386.42 | 1472.97 | 2160.01 | 2246.56 |
| | 87"(2210mm) | 84"(2134mm) | SYTJ-5084-LN | ■ ■ | 1419.06 | 1510.95 | 2247.15 | 2339.04 |
| | 93"(2362mm) | 90"(2286mm) | SYTJ-5090-LN | ■ ■ | 1451.70 | 1548.93 | 2334.29 | 2431.52 |
| | 99"(2515mm) | 96"(2438mm) | SYTJ-5096-LN | ■ ■ | 1484.34 | 1586.91 | 2421.43 | 2524.00 |
| | 105"(2667mm) | 102"(2591mm) | SYTJ-50A2-LN | ■ ■ | 1516.98 | 1624.89 | 2508.57 | 2616.48 |
| | 111"(2819mm) | 108"(2743mm) | SYTJ-50A8-LN | ■ ■ | 1549.62 | 1662.87 | 2595.71 | 2708.96 |
| | 117"(2972mm) | 114"(2896mm) | SYTJ-50B4-LN | ■ ■ | 1582.26 | 1700.85 | 2682.85 | 2801.44 |
| Gallery Panels 58"(1473mm)H | | | | | | | | |
| 58"(1473mm) | 21"(533mm) | 18"(457mm) | SYTJ-5818-LN | ■ ■ | \$ 869.59 | \$ 912.90 | \$ 1098.18 | \$ 1141.49 |
| | 27"(686mm) | 24"(610mm) | SYTJ-5824-LN | ■ ■ | 902.23 | 950.88 | 1185.32 | 1233.97 |
| | 33"(838mm) | 30"(762mm) | SYTJ-5830-LN | ■ ■ | 934.87 | 988.86 | 1272.46 | 1326.45 |
| | 39"(991mm) | 36"(914mm) | SYTJ-5836-LN | ■ ■ | 1122.95 | 1182.28 | 1515.04 | 1574.37 |
| | 45"(1143mm) | 42"(1067mm) | SYTJ-5842-LN | ■ ■ | 1252.74 | 1317.41 | 1699.33 | 1764.00 |
| | 51"(1295mm) | 48"(1219mm) | SYTJ-5848-LN | ■ ■ | 1285.38 | 1355.39 | 1786.47 | 1856.48 |
| | 57"(1448mm) | 54"(1372mm) | SYTJ-5854-LN | ■ ■ | 1318.02 | 1393.37 | 1873.61 | 1948.96 |
| | 63"(1600mm) | 60"(1524mm) | SYTJ-5860-LN | ■ ■ | 1350.66 | 1431.35 | 1960.75 | 2041.44 |

Gallery Panel to Compose Beam Intermediate H (Two Sided Half Left/Right)



SYHJ



Class BC – Discount Group IX

Features

- Includes one pre-drilled, finished panel and attachment hardware.
- Attachment hardware includes one flat bracket to install on one side of the Gallery Panel.
- Gallery Panel is 1.18”(30mm) thick. Half Compose Beam adds 1.5”(38mm) to width.
- High Pressure Laminate (HPL) panel has 1mm edgeband.
- Glides provide 1.5”(38mm) level adjustment.
- Beam and hardware are field installed.
- Rail for glass ready option standard in black.
- Power pass through standard at below worksurface.

Specification Tips

- Two (H) Half Intermediate Gallery Panels are required for this application. Gallery Panel heights must match, widths may be different.
- For intermediate use between two Compose Beams.
- Gallery Panels can be the same height or taller than the Beam.
- Gallery Panel End attachment is not allowed on the same hand as the face attachment. Refer to the Specification Guide for End mounting application guidelines.
- Base power applications require separately specified Flexible Power Connector - Corner Span, Work-height (VZEF-OBOQ-).
- Specify No Glass option when using Glass Topper Holder Kit.
- “No Glass” Gallery Panels option cannot be retrofit to Glass Ready Option.
- Separately specify:
 - Insert Glass for Glass-Ready Gallery Panels
 - Glass Topper Holder Kit

To Order, Specify:

1) Product number, including:

1 Other End (Finished End or Connection End)

- N** No Connection (Finished End)
- A** 26”(660mm)H or 27”(686mm)H Connection
- B** 34”(864mm)H Connection
- C** 42”(1067mm)H Connection
- D** 50”(1270mm)H Connection
- E** 58”(1473mm)H Connection

2 Glass Options

- N** No Glass (Finished Top)
- G** Glass Ready

2) Laminate surface color.

3) Edgeband color.

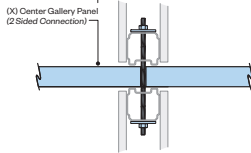
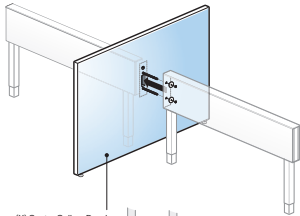
Gallery Panel to Compose Beam Intermediate H (Two Sided Half Left/Right)

| Nominal Height | Actual Width | Nominal Width | Number | ①② | No Glass HPL | | Glass Ready HPL | |
|---|----------------|---------------|--------------|---------|--------------|-----------|-----------------|-----------|
| | | | | | A | B | A | B |
| Gallery Panels 26"(660mm)H-34"(864mm)H | | | | | | | | |
| 26"(660mm) | 19.5"(495mm) | 18"(457mm) | SYHJ-2618-LN | ■ ■ | \$ 620.95 | \$ 623.62 | \$ 849.54 | \$ 852.21 |
| | 25.5"(648mm) | 24"(610mm) | SYHJ-2624-LN | ■ ■ | 653.59 | 661.60 | 936.68 | 944.69 |
| | 31.5"(800mm) | 30"(762mm) | SYHJ-2630-LN | ■ ■ | 686.23 | 699.58 | 1023.82 | 1037.17 |
| | 37.5"(953mm) | 36"(914mm) | SYHJ-2636-LN | ■ ■ | 874.31 | 893.00 | 1266.40 | 1285.09 |
| | 43.5"(1105mm) | 42"(1067mm) | SYHJ-2642-LN | ■ ■ | 1004.10 | 1028.13 | 1450.69 | 1474.72 |
| | 49.5"(1257mm) | 48"(1219mm) | SYHJ-2648-LN | ■ ■ | 1036.74 | 1066.11 | 1537.83 | 1567.20 |
| | 55.5"(1410mm) | 54"(1372mm) | SYHJ-2654-LN | ■ ■ | 1069.38 | 1104.09 | 1624.97 | 1659.68 |
| | 61.5"(1562mm) | 60"(1524mm) | SYHJ-2660-LN | ■ ■ | 1102.02 | 1142.07 | 1712.11 | 1752.16 |
| | 67.5"(1715mm) | 66"(1676mm) | SYHJ-2666-LN | ■ ■ | 1134.66 | 1180.05 | 1799.25 | 1844.64 |
| | 73.5"(1867mm) | 72"(1829mm) | SYHJ-2672-LN | ■ ■ | 1167.30 | 1218.03 | 1886.39 | 1937.12 |
| | 79.5"(2019mm) | 78"(1981mm) | SYHJ-2678-LN | ■ ■ | 1199.94 | 1256.01 | 1973.53 | 2029.60 |
| | 85.5"(2172mm) | 84"(2134mm) | SYHJ-2684-LN | ■ ■ | 1232.58 | 1293.99 | 2060.67 | 2122.08 |
| | 91.5"(2324mm) | 90"(2286mm) | SYHJ-2690-LN | ■ ■ | 1265.22 | 1331.97 | 2147.81 | 2214.56 |
| | 97.5"(2477mm) | 96"(2438mm) | SYHJ-2696-LN | ■ ■ | 1297.86 | 1369.95 | 2234.95 | 2307.04 |
| | 103.5"(2629mm) | 102"(2591mm) | SYHJ-26A2-LN | ■ ■ | 1330.50 | 1407.93 | 2322.09 | 2399.52 |
| 109.5"(2781mm) | 108"(2743mm) | SYHJ-26A8-LN | ■ ■ | 1363.14 | 1445.91 | 2409.23 | 2492.00 | |
| 115.5"(2934mm) | 114"(2896mm) | SYHJ-26B4-LN | ■ ■ | 1395.78 | 1483.89 | 2496.37 | 2584.48 | |
| 27"(686mm) | 19.5"(495mm) | 18"(457mm) | SYHJ-2718-LN | ■ ■ | \$ 628.72 | \$ 632.66 | \$ 857.31 | \$ 861.25 |
| | 25.5"(648mm) | 24"(610mm) | SYHJ-2724-LN | ■ ■ | 661.36 | 670.64 | 944.45 | 953.73 |
| | 31.5"(800mm) | 30"(762mm) | SYHJ-2730-LN | ■ ■ | 694.00 | 708.62 | 1031.59 | 1046.21 |
| | 37.5"(953mm) | 36"(914mm) | SYHJ-2736-LN | ■ ■ | 882.08 | 902.04 | 1274.17 | 1294.13 |
| | 43.5"(1105mm) | 42"(1067mm) | SYHJ-2742-LN | ■ ■ | 1011.87 | 1037.17 | 1458.46 | 1483.76 |
| | 49.5"(1257mm) | 48"(1219mm) | SYHJ-2748-LN | ■ ■ | 1044.51 | 1075.15 | 1545.60 | 1576.24 |
| | 55.5"(1410mm) | 54"(1372mm) | SYHJ-2754-LN | ■ ■ | 1077.15 | 1113.13 | 1632.74 | 1668.72 |
| | 61.5"(1562mm) | 60"(1524mm) | SYHJ-2760-LN | ■ ■ | 1109.79 | 1151.11 | 1719.88 | 1761.20 |
| | 67.5"(1715mm) | 66"(1676mm) | SYHJ-2766-LN | ■ ■ | 1142.43 | 1189.09 | 1807.02 | 1853.68 |
| | 73.5"(1867mm) | 72"(1829mm) | SYHJ-2772-LN | ■ ■ | 1175.07 | 1227.07 | 1894.16 | 1946.16 |
| | 79.5"(2019mm) | 78"(1981mm) | SYHJ-2778-LN | ■ ■ | 1207.71 | 1265.05 | 1981.30 | 2038.64 |
| | 85.5"(2172mm) | 84"(2134mm) | SYHJ-2784-LN | ■ ■ | 1240.35 | 1303.03 | 2068.44 | 2131.12 |
| | 91.5"(2324mm) | 90"(2286mm) | SYHJ-2790-LN | ■ ■ | 1272.99 | 1341.01 | 2155.58 | 2223.60 |
| | 97.5"(2477mm) | 96"(2438mm) | SYHJ-2796-LN | ■ ■ | 1305.63 | 1378.99 | 2242.72 | 2316.08 |
| | 103.5"(2629mm) | 102"(2591mm) | SYHJ-27A2-LN | ■ ■ | 1338.27 | 1416.97 | 2329.86 | 2408.56 |
| 109.5"(2781mm) | 108"(2743mm) | SYHJ-27A8-LN | ■ ■ | 1370.91 | 1454.95 | 2417.00 | 2501.04 | |
| 115.5"(2934mm) | 114"(2896mm) | SYHJ-27B4-LN | ■ ■ | 1403.55 | 1492.93 | 2504.14 | 2593.52 | |
| 34"(864mm) | 19.5"(495mm) | 18"(457mm) | SYHJ-3418-LN | ■ ■ | \$ 683.11 | \$ 695.94 | \$ 911.70 | \$ 924.53 |
| | 25.5"(648mm) | 24"(610mm) | SYHJ-3424-LN | ■ ■ | 715.75 | 733.92 | 998.84 | 1017.01 |
| | 31.5"(800mm) | 30"(762mm) | SYHJ-3430-LN | ■ ■ | 748.39 | 771.90 | 1085.98 | 1109.49 |
| | 37.5"(953mm) | 36"(914mm) | SYHJ-3436-LN | ■ ■ | 936.47 | 965.32 | 1328.56 | 1357.41 |
| | 43.5"(1105mm) | 42"(1067mm) | SYHJ-3442-LN | ■ ■ | 1066.26 | 1100.45 | 1512.85 | 1547.04 |
| | 49.5"(1257mm) | 48"(1219mm) | SYHJ-3448-LN | ■ ■ | 1098.90 | 1138.43 | 1599.99 | 1639.52 |
| | 55.5"(1410mm) | 54"(1372mm) | SYHJ-3454-LN | ■ ■ | 1131.54 | 1176.41 | 1687.13 | 1732.00 |
| | 61.5"(1562mm) | 60"(1524mm) | SYHJ-3460-LN | ■ ■ | 1164.18 | 1214.39 | 1774.27 | 1824.48 |
| | 67.5"(1715mm) | 66"(1676mm) | SYHJ-3466-LN | ■ ■ | 1196.82 | 1252.37 | 1861.41 | 1916.96 |
| | 73.5"(1867mm) | 72"(1829mm) | SYHJ-3472-LN | ■ ■ | 1229.46 | 1290.35 | 1948.55 | 2009.44 |
| | 79.5"(2019mm) | 78"(1981mm) | SYHJ-3478-LN | ■ ■ | 1262.10 | 1328.33 | 2035.69 | 2101.92 |
| | 85.5"(2172mm) | 84"(2134mm) | SYHJ-3484-LN | ■ ■ | 1294.74 | 1366.31 | 2122.83 | 2194.40 |
| | 91.5"(2324mm) | 90"(2286mm) | SYHJ-3490-LN | ■ ■ | 1327.38 | 1404.29 | 2209.97 | 2286.88 |
| | 97.5"(2477mm) | 96"(2438mm) | SYHJ-3496-LN | ■ ■ | 1360.02 | 1442.27 | 2297.11 | 2379.36 |
| | 103.5"(2629mm) | 102"(2591mm) | SYHJ-34A2-LN | ■ ■ | 1392.66 | 1480.25 | 2384.25 | 2471.84 |
| 109.5"(2781mm) | 108"(2743mm) | SYHJ-34A8-LN | ■ ■ | 1425.30 | 1518.23 | 2471.39 | 2564.32 | |
| 115.5"(2934mm) | 114"(2896mm) | SYHJ-34B4-LN | ■ ■ | 1457.94 | 1556.21 | 2558.53 | 2656.80 | |

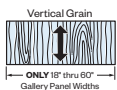
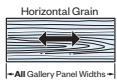
Gallery Panel to Compose Beam Intermediate H (Two Sided Half Left/Right)

| Nominal Height | Actual Width | Nominal Width | Number | ①② | No Glass HPL | | Glass Ready HPL | |
|---|----------------|---------------|--------------|-----|--------------|-----------|-----------------|------------|
| | | | | | A | B | A | B |
| Gallery Panels 42"(1067mm)H-50"(1270mm)H | | | | | | | | |
| 42"(1067mm) | 19.5"(495mm) | 18"(457mm) | SYHJ-4218-LN | ■ ■ | \$ 745.27 | \$ 768.26 | \$ 973.86 | \$ 996.85 |
| | 25.5"(648mm) | 24"(610mm) | SYHJ-4224-LN | ■ ■ | 777.91 | 806.24 | 1061.00 | 1089.33 |
| | 31.5"(800mm) | 30"(762mm) | SYHJ-4230-LN | ■ ■ | 810.55 | 844.22 | 1148.14 | 1181.81 |
| | 37.5"(953mm) | 36"(914mm) | SYHJ-4236-LN | ■ ■ | 998.63 | 1037.64 | 1390.72 | 1429.73 |
| | 43.5"(1105mm) | 42"(1067mm) | SYHJ-4242-LN | ■ ■ | 1128.42 | 1172.77 | 1575.01 | 1619.36 |
| | 49.5"(1257mm) | 48"(1219mm) | SYHJ-4248-LN | ■ ■ | 1161.06 | 1210.75 | 1662.15 | 1711.84 |
| | 55.5"(1410mm) | 54"(1372mm) | SYHJ-4254-LN | ■ ■ | 1193.70 | 1248.73 | 1749.29 | 1804.32 |
| | 61.5"(1562mm) | 60"(1524mm) | SYHJ-4260-LN | ■ ■ | 1226.34 | 1286.71 | 1836.43 | 1896.80 |
| | 67.5"(1715mm) | 66"(1676mm) | SYHJ-4266-LN | ■ ■ | 1258.98 | 1324.69 | 1923.57 | 1989.28 |
| | 73.5"(1867mm) | 72"(1829mm) | SYHJ-4272-LN | ■ ■ | 1291.62 | 1362.67 | 2010.71 | 2081.76 |
| | 79.5"(2019mm) | 78"(1981mm) | SYHJ-4278-LN | ■ ■ | 1324.26 | 1400.65 | 2097.85 | 2174.24 |
| | 85.5"(2172mm) | 84"(2134mm) | SYHJ-4284-LN | ■ ■ | 1356.90 | 1438.63 | 2184.99 | 2266.72 |
| | 91.5"(2324mm) | 90"(2286mm) | SYHJ-4290-LN | ■ ■ | 1389.54 | 1476.61 | 2272.13 | 2359.20 |
| | 97.5"(2477mm) | 96"(2438mm) | SYHJ-4296-LN | ■ ■ | 1422.18 | 1514.59 | 2359.27 | 2451.68 |
| | 103.5"(2629mm) | 102"(2591mm) | SYHJ-42A2-LN | ■ ■ | 1454.82 | 1552.57 | 2446.41 | 2544.16 |
| | 109.5"(2781mm) | 108"(2743mm) | SYHJ-42A8-LN | ■ ■ | 1487.46 | 1590.55 | 2533.55 | 2636.64 |
| | 115.5"(2934mm) | 114"(2896mm) | SYHJ-42B4-LN | ■ ■ | 1520.10 | 1628.53 | 2620.69 | 2729.12 |
| 50"(1270mm) | 19.5"(495mm) | 18"(457mm) | SYHJ-5018-LN | ■ ■ | \$ 807.43 | \$ 840.58 | \$ 1036.02 | \$ 1069.17 |
| | 25.5"(648mm) | 24"(610mm) | SYHJ-5024-LN | ■ ■ | 840.07 | 878.56 | 1123.16 | 1161.65 |
| | 31.5"(800mm) | 30"(762mm) | SYHJ-5030-LN | ■ ■ | 872.71 | 916.54 | 1210.30 | 1254.13 |
| | 37.5"(953mm) | 36"(914mm) | SYHJ-5036-LN | ■ ■ | 1060.79 | 1109.96 | 1452.88 | 1502.05 |
| | 43.5"(1105mm) | 42"(1067mm) | SYHJ-5042-LN | ■ ■ | 1190.58 | 1245.09 | 1637.17 | 1691.68 |
| | 49.5"(1257mm) | 48"(1219mm) | SYHJ-5048-LN | ■ ■ | 1223.22 | 1283.07 | 1724.31 | 1784.16 |
| | 55.5"(1410mm) | 54"(1372mm) | SYHJ-5054-LN | ■ ■ | 1255.86 | 1321.05 | 1811.45 | 1876.64 |
| | 61.5"(1562mm) | 60"(1524mm) | SYHJ-5060-LN | ■ ■ | 1288.50 | 1359.03 | 1898.59 | 1969.12 |
| | 67.5"(1715mm) | 66"(1676mm) | SYHJ-5066-LN | ■ ■ | 1321.14 | 1397.01 | 1985.73 | 2061.60 |
| | 73.5"(1867mm) | 72"(1829mm) | SYHJ-5072-LN | ■ ■ | 1353.78 | 1434.99 | 2072.87 | 2154.08 |
| | 79.5"(2019mm) | 78"(1981mm) | SYHJ-5078-LN | ■ ■ | 1386.42 | 1472.97 | 2160.01 | 2246.56 |
| | 85.5"(2172mm) | 84"(2134mm) | SYHJ-5084-LN | ■ ■ | 1419.06 | 1510.95 | 2247.15 | 2339.04 |
| | 91.5"(2324mm) | 90"(2286mm) | SYHJ-5090-LN | ■ ■ | 1451.70 | 1548.93 | 2334.29 | 2431.52 |
| | 97.5"(2477mm) | 96"(2438mm) | SYHJ-5096-LN | ■ ■ | 1484.34 | 1586.91 | 2421.43 | 2524.00 |
| | 103.5"(2629mm) | 102"(2591mm) | SYHJ-50A2-LN | ■ ■ | 1516.98 | 1624.89 | 2508.57 | 2616.48 |
| | 109.5"(2781mm) | 108"(2743mm) | SYHJ-50A8-LN | ■ ■ | 1549.62 | 1662.87 | 2595.71 | 2708.96 |
| | 115.5"(2934mm) | 114"(2896mm) | SYHJ-50B4-LN | ■ ■ | 1582.26 | 1700.85 | 2682.85 | 2801.44 |
| Gallery Panels 58"(1473mm)H | | | | | | | | |
| 58"(1473mm) | 19.5"(495mm) | 18"(457mm) | SYHJ-5818-LN | ■ ■ | \$ 869.59 | \$ 912.90 | \$ 1098.18 | \$ 1141.49 |
| | 25.5"(648mm) | 24"(610mm) | SYHJ-5824-LN | ■ ■ | 902.23 | 950.88 | 1185.32 | 1233.97 |
| | 31.5"(800mm) | 30"(762mm) | SYHJ-5830-LN | ■ ■ | 934.87 | 988.86 | 1272.46 | 1326.45 |
| | 37.5"(953mm) | 36"(914mm) | SYHJ-5836-LN | ■ ■ | 1122.95 | 1182.28 | 1515.04 | 1574.37 |
| | 43.5"(1105mm) | 42"(1067mm) | SYHJ-5842-LN | ■ ■ | 1252.74 | 1317.41 | 1699.33 | 1764.00 |
| | 49.5"(1257mm) | 48"(1219mm) | SYHJ-5848-LN | ■ ■ | 1285.38 | 1355.39 | 1786.47 | 1856.48 |
| | 55.5"(1410mm) | 54"(1372mm) | SYHJ-5854-LN | ■ ■ | 1318.02 | 1393.37 | 1873.61 | 1948.96 |
| | 61.5"(1562mm) | 60"(1524mm) | SYHJ-5860-LN | ■ ■ | 1350.66 | 1431.35 | 1960.75 | 2041.44 |

Gallery Panel to Compose Beam Intermediate X (Center - Two-Sided Mount)



SYXJ



Class BC – Discount Group IX

Features

- Includes one pre-drilled, finished panel and attachment hardware.
- Gallery Panel is 1.18”(30mm) thick. Compose Beam adds 3”(76mm) to width.
- High Pressure Laminate (HPL) panel has 1mm edgeband.
- Glides provide 1.5”(38mm) level adjustment.
- Beam and hardware are field installed.
- Rail for glass ready option standard in black.
- Power pass through standard at below worksurface.

Specification Tips

- For in-line use between two Compose Beams.
- Gallery Panels can be the same height or taller than the Compose Beam.
- Gallery Panel has one center face connection both sides.
- Refer to the Specification Guide for Face and Beam End mounting application guidelines.
- Base power applications require separately specified Flexible Power Connector - Corner Span, Work-height (VZEF-OB0Q-).
- Specify No Glass option when using Glass Topper Holder Kit.
- “No Glass” Gallery Panels option cannot be retrofit to Glass Ready Option.
- Separately specify:
 - Insert Glass for Glass-Ready Gallery Panels
 - Glass Topper Holder Kit

To Order, Specify:

1) Product number, including:

1 First End (Finished End or Connection End)

- N** No Connection (Finished End)
- A** 26”(660mm)H or 27”(686mm)H Connection
- B** 34”(864mm)H Connection
- C** 42”(1067mm)H Connection
- D** 50”(1270mm)H Connection
- E** 58”(1473mm)H Connection

2 Other End (Finished End or Connection End)

- N** No Connection (Finished End)
- A** 26”(660mm)H or 27”(686mm)H Connection
- B** 34”(864mm)H Connection
- C** 42”(1067mm)H Connection
- D** 50”(1270mm)H Connection
- E** 58”(1473mm)H Connection

3 Glass Options

- N** No Glass (Finished Top)
- G** Glass Ready

2) Laminate surface color.

3) Edgeband

Gallery Panel to Compose Beam Intermediate X (Center - Two-Sided Mount)

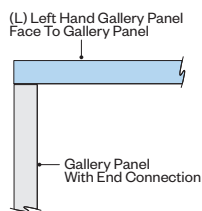
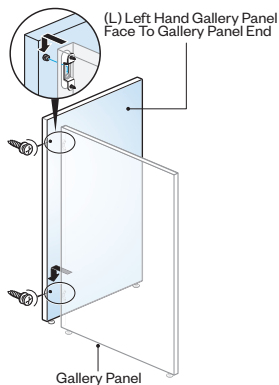
| Nominal Height | Actual Width | Nominal Width | Number ①②③ | No Glass HPL | | Glass Ready HPL | |
|---|--------------|---------------|-------------|--------------|-----------|-----------------|-----------|
| | | | | A | B | A | B |
| Gallery Panels 26"(660mm)H-34"(864mm)H | | | | | | | |
| 26"(660mm) | 21"(533mm) | 18"(457mm) | SYXJ-2618-L | \$ 620.95 | \$ 623.62 | \$ 849.54 | \$ 852.21 |
| | 27"(686mm) | 24"(610mm) | SYXJ-2624-L | 653.59 | 661.60 | 936.68 | 944.69 |
| | 33"(838mm) | 30"(762mm) | SYXJ-2630-L | 686.23 | 699.58 | 1023.82 | 1037.17 |
| | 39"(991mm) | 36"(914mm) | SYXJ-2636-L | 874.31 | 893.00 | 1266.40 | 1285.09 |
| | 45"(1143mm) | 42"(1067mm) | SYXJ-2642-L | 1004.10 | 1028.13 | 1450.69 | 1474.72 |
| | 51"(1295mm) | 48"(1219mm) | SYXJ-2648-L | 1036.74 | 1066.11 | 1537.83 | 1567.20 |
| | 57"(1448mm) | 54"(1372mm) | SYXJ-2654-L | 1069.38 | 1104.09 | 1624.97 | 1659.68 |
| | 63"(1600mm) | 60"(1524mm) | SYXJ-2660-L | 1102.02 | 1142.07 | 1712.11 | 1752.16 |
| | 69"(1753mm) | 66"(1676mm) | SYXJ-2666-L | 1134.66 | 1180.05 | 1799.25 | 1844.64 |
| | 75"(1905mm) | 72"(1829mm) | SYXJ-2672-L | 1167.30 | 1218.03 | 1886.39 | 1937.12 |
| | 81"(2057mm) | 78"(1981mm) | SYXJ-2678-L | 1199.94 | 1256.01 | 1973.53 | 2029.60 |
| | 87"(2210mm) | 84"(2134mm) | SYXJ-2684-L | 1232.58 | 1293.99 | 2060.67 | 2122.08 |
| | 93"(2362mm) | 90"(2286mm) | SYXJ-2690-L | 1265.22 | 1331.97 | 2147.81 | 2214.56 |
| | 99"(2515mm) | 96"(2438mm) | SYXJ-2696-L | 1297.86 | 1369.95 | 2234.95 | 2307.04 |
| | 105"(2667mm) | 102"(2591mm) | SYXJ-26A2-L | 1330.50 | 1407.93 | 2322.09 | 2399.52 |
| | 111"(2819mm) | 108"(2743mm) | SYXJ-26A8-L | 1363.14 | 1445.91 | 2409.23 | 2492.00 |
| | 117"(2972mm) | 114"(2896mm) | SYXJ-26B4-L | 1395.78 | 1483.89 | 2496.37 | 2584.48 |
| 27"(686mm) | 21"(533mm) | 18"(457mm) | SYXJ-2718-L | \$ 628.72 | \$ 632.66 | \$ 857.31 | \$ 861.25 |
| | 27"(686mm) | 24"(610mm) | SYXJ-2724-L | 661.36 | 670.64 | 944.45 | 953.73 |
| | 33"(838mm) | 30"(762mm) | SYXJ-2730-L | 694.00 | 708.62 | 1031.59 | 1046.21 |
| | 39"(991mm) | 36"(914mm) | SYXJ-2736-L | 882.08 | 902.04 | 1274.17 | 1294.13 |
| | 45"(1143mm) | 42"(1067mm) | SYXJ-2742-L | 1011.87 | 1037.17 | 1458.46 | 1483.76 |
| | 51"(1295mm) | 48"(1219mm) | SYXJ-2748-L | 1044.51 | 1075.15 | 1545.60 | 1576.24 |
| | 57"(1448mm) | 54"(1372mm) | SYXJ-2754-L | 1077.15 | 1113.13 | 1632.74 | 1668.72 |
| | 63"(1600mm) | 60"(1524mm) | SYXJ-2760-L | 1109.79 | 1151.11 | 1719.88 | 1761.20 |
| | 69"(1753mm) | 66"(1676mm) | SYXJ-2766-L | 1142.43 | 1189.09 | 1807.02 | 1853.68 |
| | 75"(1905mm) | 72"(1829mm) | SYXJ-2772-L | 1175.07 | 1227.07 | 1894.16 | 1946.16 |
| | 81"(2057mm) | 78"(1981mm) | SYXJ-2778-L | 1207.71 | 1265.05 | 1981.30 | 2038.64 |
| | 87"(2210mm) | 84"(2134mm) | SYXJ-2784-L | 1240.35 | 1303.03 | 2068.44 | 2131.12 |
| | 93"(2362mm) | 90"(2286mm) | SYXJ-2790-L | 1272.99 | 1341.01 | 2155.58 | 2223.60 |
| | 99"(2515mm) | 96"(2438mm) | SYXJ-2796-L | 1305.63 | 1378.99 | 2242.72 | 2316.08 |
| | 105"(2667mm) | 102"(2591mm) | SYXJ-27A2-L | 1338.27 | 1416.97 | 2329.86 | 2408.56 |
| | 111"(2819mm) | 108"(2743mm) | SYXJ-27A8-L | 1370.91 | 1454.95 | 2417.00 | 2501.04 |
| | 117"(2972mm) | 114"(2896mm) | SYXJ-27B4-L | 1403.55 | 1492.93 | 2504.14 | 2593.52 |
| 34"(864mm) | 21"(533mm) | 18"(457mm) | SYXJ-3418-L | \$ 683.11 | \$ 695.94 | \$ 911.70 | \$ 924.53 |
| | 27"(686mm) | 24"(610mm) | SYXJ-3424-L | 715.75 | 733.92 | 998.84 | 1017.01 |
| | 33"(838mm) | 30"(762mm) | SYXJ-3430-L | 748.39 | 771.90 | 1085.98 | 1109.49 |
| | 39"(991mm) | 36"(914mm) | SYXJ-3436-L | 936.47 | 965.32 | 1328.56 | 1357.41 |
| | 45"(1143mm) | 42"(1067mm) | SYXJ-3442-L | 1066.26 | 1100.45 | 1512.85 | 1547.04 |
| | 51"(1295mm) | 48"(1219mm) | SYXJ-3448-L | 1098.90 | 1138.43 | 1599.99 | 1639.52 |
| | 57"(1448mm) | 54"(1372mm) | SYXJ-3454-L | 1131.54 | 1176.41 | 1687.13 | 1732.00 |
| | 63"(1600mm) | 60"(1524mm) | SYXJ-3460-L | 1164.18 | 1214.39 | 1774.27 | 1824.48 |
| | 69"(1753mm) | 66"(1676mm) | SYXJ-3466-L | 1196.82 | 1252.37 | 1861.41 | 1916.96 |
| | 75"(1905mm) | 72"(1829mm) | SYXJ-3472-L | 1229.46 | 1290.35 | 1948.55 | 2009.44 |
| | 81"(2057mm) | 78"(1981mm) | SYXJ-3478-L | 1262.10 | 1328.33 | 2035.69 | 2101.92 |
| | 87"(2210mm) | 84"(2134mm) | SYXJ-3484-L | 1294.74 | 1366.31 | 2122.83 | 2194.40 |
| | 93"(2362mm) | 90"(2286mm) | SYXJ-3490-L | 1327.38 | 1404.29 | 2209.97 | 2286.88 |
| | 99"(2515mm) | 96"(2438mm) | SYXJ-3496-L | 1360.02 | 1442.27 | 2297.11 | 2379.36 |
| | 105"(2667mm) | 102"(2591mm) | SYXJ-34A2-L | 1392.66 | 1480.25 | 2384.25 | 2471.84 |
| | 111"(2819mm) | 108"(2743mm) | SYXJ-34A8-L | 1425.30 | 1518.23 | 2471.39 | 2564.32 |
| | 117"(2972mm) | 114"(2896mm) | SYXJ-34B4-L | 1457.94 | 1556.21 | 2558.53 | 2656.80 |

Gallery Panel to Compose Beam Intermediate X (Center - Two-Sided Mount)

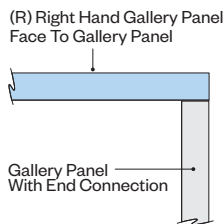
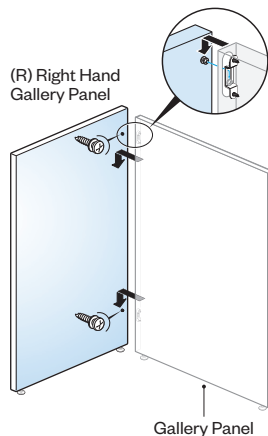
| Nominal Height | Actual Width | Nominal Width | Number ①②③ | No Glass HPL | | Glass Ready HPL | |
|---|--------------|---------------|-------------|--------------|-----------|-----------------|------------|
| | | | | A | B | A | B |
| Gallery Panels 42"(1067mm)H-50"(1270mm)H | | | | | | | |
| 42"(1067mm) | 21"(533mm) | 18"(457mm) | SYXJ-4218-L | \$ 745.27 | \$ 768.26 | \$ 973.86 | \$ 996.85 |
| | 27"(686mm) | 24"(610mm) | SYXJ-4224-L | 777.91 | 806.24 | 1061.00 | 1089.33 |
| | 33"(838mm) | 30"(762mm) | SYXJ-4230-L | 810.55 | 844.22 | 1148.14 | 1181.81 |
| | 39"(991mm) | 36"(914mm) | SYXJ-4236-L | 998.63 | 1037.64 | 1390.72 | 1429.73 |
| | 45"(1143mm) | 42"(1067mm) | SYXJ-4242-L | 1128.42 | 1172.77 | 1575.01 | 1619.36 |
| | 51"(1295mm) | 48"(1219mm) | SYXJ-4248-L | 1161.06 | 1210.75 | 1662.15 | 1711.84 |
| | 57"(1448mm) | 54"(1372mm) | SYXJ-4254-L | 1193.70 | 1248.73 | 1749.29 | 1804.32 |
| | 63"(1600mm) | 60"(1524mm) | SYXJ-4260-L | 1226.34 | 1286.71 | 1836.43 | 1896.80 |
| | 69"(1753mm) | 66"(1676mm) | SYXJ-4266-L | 1258.98 | 1324.69 | 1923.57 | 1989.28 |
| | 75"(1905mm) | 72"(1829mm) | SYXJ-4272-L | 1291.62 | 1362.67 | 2010.71 | 2081.76 |
| | 81"(2057mm) | 78"(1981mm) | SYXJ-4278-L | 1324.26 | 1400.65 | 2097.85 | 2174.24 |
| | 87"(2210mm) | 84"(2134mm) | SYXJ-4284-L | 1356.90 | 1438.63 | 2184.99 | 2266.72 |
| | 93"(2362mm) | 90"(2286mm) | SYXJ-4290-L | 1389.54 | 1476.61 | 2272.13 | 2359.20 |
| | 99"(2515mm) | 96"(2438mm) | SYXJ-4296-L | 1422.18 | 1514.59 | 2359.27 | 2451.68 |
| | 105"(2667mm) | 102"(2591mm) | SYXJ-42A2-L | 1454.82 | 1552.57 | 2446.41 | 2544.16 |
| | 111"(2819mm) | 108"(2743mm) | SYXJ-42A8-L | 1487.46 | 1590.55 | 2533.55 | 2636.64 |
| | 117"(2972mm) | 114"(2896mm) | SYXJ-42B4-L | 1520.10 | 1628.53 | 2620.69 | 2729.12 |
| 50"(1270mm) | 21"(533mm) | 18"(457mm) | SYXJ-5018-L | \$ 807.43 | \$ 840.58 | \$ 1036.02 | \$ 1069.17 |
| | 27"(686mm) | 24"(610mm) | SYXJ-5024-L | 840.07 | 878.56 | 1123.16 | 1161.65 |
| | 33"(838mm) | 30"(762mm) | SYXJ-5030-L | 872.71 | 916.54 | 1210.30 | 1254.13 |
| | 39"(991mm) | 36"(914mm) | SYXJ-5036-L | 1060.79 | 1109.96 | 1452.88 | 1502.05 |
| | 45"(1143mm) | 42"(1067mm) | SYXJ-5042-L | 1190.58 | 1245.09 | 1637.17 | 1691.68 |
| | 51"(1295mm) | 48"(1219mm) | SYXJ-5048-L | 1223.22 | 1283.07 | 1724.31 | 1784.16 |
| | 57"(1448mm) | 54"(1372mm) | SYXJ-5054-L | 1255.86 | 1321.05 | 1811.45 | 1876.64 |
| | 63"(1600mm) | 60"(1524mm) | SYXJ-5060-L | 1288.50 | 1359.03 | 1898.59 | 1969.12 |
| | 69"(1753mm) | 66"(1676mm) | SYXJ-5066-L | 1321.14 | 1397.01 | 1985.73 | 2061.60 |
| | 75"(1905mm) | 72"(1829mm) | SYXJ-5072-L | 1353.78 | 1434.99 | 2072.87 | 2154.08 |
| | 81"(2057mm) | 78"(1981mm) | SYXJ-5078-L | 1386.42 | 1472.97 | 2160.01 | 2246.56 |
| | 87"(2210mm) | 84"(2134mm) | SYXJ-5084-L | 1419.06 | 1510.95 | 2247.15 | 2339.04 |
| | 93"(2362mm) | 90"(2286mm) | SYXJ-5090-L | 1451.70 | 1548.93 | 2334.29 | 2431.52 |
| | 99"(2515mm) | 96"(2438mm) | SYXJ-5096-L | 1484.34 | 1586.91 | 2421.43 | 2524.00 |
| | 105"(2667mm) | 102"(2591mm) | SYXJ-50A2-L | 1516.98 | 1624.89 | 2508.57 | 2616.48 |
| | 111"(2819mm) | 108"(2743mm) | SYXJ-50A8-L | 1549.62 | 1662.87 | 2595.71 | 2708.96 |
| | 117"(2972mm) | 114"(2896mm) | SYXJ-50B4-L | 1582.26 | 1700.85 | 2682.85 | 2801.44 |
| Gallery Panels 58"(1473mm)H | | | | | | | |
| 58"(1473mm) | 21"(533mm) | 18"(457mm) | SYXJ-5818-L | \$ 869.59 | \$ 912.90 | \$ 1098.18 | \$ 1141.49 |
| | 27"(686mm) | 24"(610mm) | SYXJ-5824-L | 902.23 | 950.88 | 1185.32 | 1233.97 |
| | 33"(838mm) | 30"(762mm) | SYXJ-5830-L | 934.87 | 988.86 | 1272.46 | 1326.45 |
| | 39"(991mm) | 36"(914mm) | SYXJ-5836-L | 1122.95 | 1182.28 | 1515.04 | 1574.37 |
| | 45"(1143mm) | 42"(1067mm) | SYXJ-5842-L | 1252.74 | 1317.41 | 1699.33 | 1764.00 |
| | 51"(1295mm) | 48"(1219mm) | SYXJ-5848-L | 1285.38 | 1355.39 | 1786.47 | 1856.48 |
| | 57"(1448mm) | 54"(1372mm) | SYXJ-5854-L | 1318.02 | 1393.37 | 1873.61 | 1948.96 |
| | 63"(1600mm) | 60"(1524mm) | SYXJ-5860-L | 1350.66 | 1431.35 | 1960.75 | 2041.44 |

Gallery Panel to Gallery Panel Face Attachment

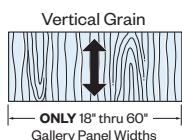
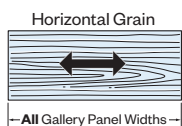
L/R (Left or Right Mount)



SYLD (Left Face)



SYRD (Right Face)



Class BC – Discount Group IX

Features

- Includes one pre-drilled, finished panel and attachment hardware.
- Gallery Panel is 1.18" (30mm) thick. Additional Gallery Panel adds 1.18" (30mm) to width.
- High Pressure Laminate (HPL) panel has 1mm edgeband.
- Glides provide 1.5" (38mm) level adjustment.
- Panel and hardware are field installed.
- Rail for glass ready option standard in black.
- Handedness is determined by Face Connection.

Specification Tips

- Designed to connect to other Compose Gallery Panels on the Face and/or Ends.
- Connecting Compose Gallery Panels may be shorter, the same height or taller than each other. For each connection:
 - If Gallery Panels are different heights, select the connection height of the shortest Gallery Panel.
 - If Gallery Panels are the same height, select this connection height.
 - Gallery Panel End attachment is not allowed on the same hand as the face attachment. Refer to the Specification Guide for Face and End mounting application guidelines.
- Gallery Panel has one face connection only; select RH or LH.
- Must separately specify two (one each side) Tie Plates (ZBBP-0000-PN) to secure End-to-End Gallery Panels in 180° conditions. Required at each End-to-End connection. Tie Plates are not required for Post Connection Option.
- Specify No Glass option when using Glass Topper Holder Kit.
- "No Glass" Gallery Panels option cannot be retrofit to Glass Ready Option.
- Separately specify:
 - Insert Glass for Glass-Ready Gallery Panels
 - Glass Topper Holder Kit

To Order, Specify:

1) Product number, including:

1 Face Handed Connection

- L** Left Face
- R** Right Face

2 Face Connection Height

- A** 26" (660mm)H or 27" (686mm)H Connection
- B** 34" (864mm)H Connection
- C** 42" (1067mm)H Connection
- D** 50" (1270mm)H Connection
- E** 58" (1473mm)H Connection

3 Left End (Finished End or Connection End)

- N** No Connection (Finished End)
- A** 26" (660mm)H or 27" (686mm)H Connection (not available for Left-Hand orientation)
- B** 34" (864mm)H Connection (not available for Left-Hand orientation)
- C** 42" (1067mm)H Connection (not available for Left-Hand orientation)
- D** 50" (1270mm)H Connection (not available for Left-Hand orientation)
- E** 58" (1473mm)H Connection (not available for Left-Hand orientation)

4 Right End (Finished End or Connection End)

- N** No Connection (Finished End)
- A** 26" (660mm)H or 27" (686mm)H Connection (not available for Right-Hand orientation)
- B** 34" (864mm)H Connection (not available for Right-Hand orientation)
- C** 42" (1067mm)H Connection (not available for Right-Hand orientation)
- D** 50" (1270mm)H Connection (not available for Right-Hand orientation)
- E** 58" (1473mm)H Connection (not available for Right-Hand orientation)

5 Glass Options

- N** No Glass (Finished Top)
- G** Glass Ready

2) Laminate surface color.

3) Edgeband color.

Gallery Panel to Gallery Panel Face Attachment

L/R (Left or Right Mount)

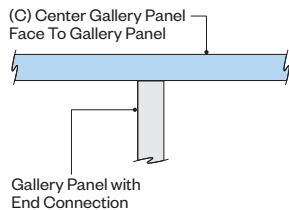
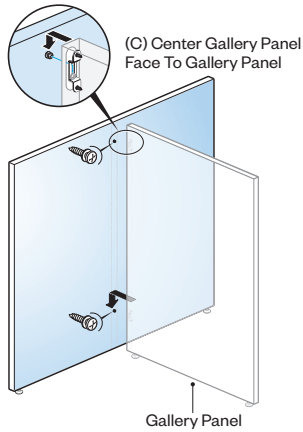
| Nominal Height | Actual Width | Nominal Width | Number | | No Glass HPL | | Glass Ready HPL | |
|---|----------------|---------------|--------|----------|--------------|-----------|-----------------|-----------|
| | | | ①② | ③④⑤ | A | B | A | B |
| Gallery Panels 26"(660mm)H-34"(864mm)H | | | | | | | | |
| 26"(660mm) | 19.8"(503mm) | 18"(457mm) | SY | A-2618-L | \$ 439.71 | \$ 442.38 | \$ 668.30 | \$ 670.97 |
| | 25.8"(655mm) | 24"(610mm) | SY | A-2624-L | 472.35 | 480.36 | 755.44 | 763.45 |
| | 31.8"(808mm) | 30"(762mm) | SY | A-2630-L | 504.99 | 518.34 | 842.58 | 855.93 |
| | 37.8"(960mm) | 36"(914mm) | SY | A-2636-L | 693.07 | 711.76 | 1085.16 | 1103.85 |
| | 43.8"(1113mm) | 42"(1067mm) | SY | A-2642-L | 822.86 | 846.89 | 1269.45 | 1293.48 |
| | 49.8"(1265mm) | 48"(1219mm) | SY | A-2648-L | 855.50 | 884.87 | 1356.59 | 1385.96 |
| | 45.8"(1163mm) | 54"(1372mm) | SY | A-2654-L | 888.14 | 922.85 | 1443.73 | 1478.44 |
| | 61.8"(1570mm) | 60"(1524mm) | SY | A-2660-L | 920.78 | 960.83 | 1530.87 | 1570.92 |
| | 67.8"(1722mm) | 66"(1676mm) | SY | A-2666-L | 953.42 | 998.81 | 1618.01 | 1663.40 |
| | 73.8"(1875mm) | 72"(1829mm) | SY | A-2672-L | 986.06 | 1036.79 | 1705.15 | 1755.88 |
| | 79.8"(2027mm) | 78"(1981mm) | SY | A-2678-L | 1018.70 | 1074.77 | 1792.29 | 1848.36 |
| | 85.8"(2179mm) | 84"(2134mm) | SY | A-2684-L | 1051.34 | 1112.75 | 1879.43 | 1940.84 |
| | 91.8"(2332mm) | 90"(2286mm) | SY | A-2690-L | 1083.98 | 1150.73 | 1966.57 | 2033.32 |
| | 97.8"(2484mm) | 96"(2438mm) | SY | A-2696-L | 1116.62 | 1188.71 | 2053.71 | 2125.80 |
| | 103.8"(2637mm) | 102"(2591mm) | SY | A-26A2-L | 1149.26 | 1226.69 | 2140.85 | 2218.28 |
| | 109.8"(2789mm) | 108"(2743mm) | SY | A-26A8-L | 1181.90 | 1264.67 | 2227.99 | 2310.76 |
| | 115.8"(2941mm) | 114"(2896mm) | SY | A-26B4-L | 1214.54 | 1302.65 | 2315.13 | 2403.24 |
| 27"(686mm) | 19.8"(503mm) | 18"(457mm) | SY | A-2718-L | \$ 447.48 | \$ 451.42 | \$ 676.07 | \$ 680.01 |
| | 25.8"(655mm) | 24"(610mm) | SY | A-2724-L | 480.12 | 489.40 | 763.21 | 772.49 |
| | 31.8"(808mm) | 30"(762mm) | SY | A-2730-L | 512.76 | 527.38 | 850.35 | 864.97 |
| | 37.8"(960mm) | 36"(914mm) | SY | A-2736-L | 700.84 | 720.80 | 1092.93 | 1112.89 |
| | 43.8"(1113mm) | 42"(1067mm) | SY | A-2742-L | 830.63 | 855.93 | 1277.22 | 1302.52 |
| | 49.8"(1265mm) | 48"(1219mm) | SY | A-2748-L | 863.27 | 893.91 | 1364.36 | 1395.00 |
| | 45.8"(1163mm) | 54"(1372mm) | SY | A-2754-L | 895.91 | 931.89 | 1451.50 | 1487.48 |
| | 61.8"(1570mm) | 60"(1524mm) | SY | A-2760-L | 928.55 | 969.87 | 1538.64 | 1579.96 |
| | 67.8"(1722mm) | 66"(1676mm) | SY | A-2766-L | 961.19 | 1007.85 | 1625.78 | 1672.44 |
| | 73.8"(1875mm) | 72"(1829mm) | SY | A-2772-L | 993.83 | 1045.83 | 1712.92 | 1764.92 |
| | 79.8"(2027mm) | 78"(1981mm) | SY | A-2778-L | 1026.47 | 1083.81 | 1800.06 | 1857.40 |
| | 85.8"(2179mm) | 84"(2134mm) | SY | A-2784-L | 1059.11 | 1121.79 | 1887.20 | 1949.88 |
| | 91.8"(2332mm) | 90"(2286mm) | SY | A-2790-L | 1091.75 | 1159.77 | 1974.34 | 2042.36 |
| | 97.8"(2484mm) | 96"(2438mm) | SY | A-2796-L | 1124.39 | 1197.75 | 2061.48 | 2134.84 |
| | 103.8"(2637mm) | 102"(2591mm) | SY | A-27A2-L | 1157.03 | 1235.73 | 2148.62 | 2227.32 |
| | 109.8"(2789mm) | 108"(2743mm) | SY | A-27A8-L | 1189.67 | 1273.71 | 2235.76 | 2319.80 |
| | 115.8"(2941mm) | 114"(2896mm) | SY | A-27B4-L | 1222.31 | 1311.69 | 2322.90 | 2412.28 |
| 34"(864mm) | 19.8"(503mm) | 18"(457mm) | SY | -3418-L | \$ 501.87 | \$ 514.70 | \$ 730.46 | \$ 743.29 |
| | 25.8"(655mm) | 24"(610mm) | SY | -3424-L | 534.51 | 552.68 | 817.60 | 835.77 |
| | 31.8"(808mm) | 30"(762mm) | SY | -3430-L | 567.15 | 590.66 | 904.74 | 928.25 |
| | 37.8"(960mm) | 36"(914mm) | SY | -3436-L | 755.23 | 784.08 | 1147.32 | 1176.17 |
| | 43.8"(1113mm) | 42"(1067mm) | SY | -3442-L | 885.02 | 919.21 | 1331.61 | 1365.80 |
| | 49.8"(1265mm) | 48"(1219mm) | SY | -3448-L | 917.66 | 957.19 | 1418.75 | 1458.28 |
| | 45.8"(1163mm) | 54"(1372mm) | SY | -3454-L | 950.30 | 995.17 | 1505.89 | 1550.76 |
| | 61.8"(1570mm) | 60"(1524mm) | SY | -3460-L | 982.94 | 1033.15 | 1593.03 | 1643.24 |
| | 67.8"(1722mm) | 66"(1676mm) | SY | -3466-L | 1015.58 | 1071.13 | 1680.17 | 1735.72 |
| | 73.8"(1875mm) | 72"(1829mm) | SY | -3472-L | 1048.22 | 1109.11 | 1767.31 | 1828.20 |
| | 79.8"(2027mm) | 78"(1981mm) | SY | -3478-L | 1080.86 | 1147.09 | 1854.45 | 1920.68 |
| | 85.8"(2179mm) | 84"(2134mm) | SY | -3484-L | 1113.50 | 1185.07 | 1941.59 | 2013.16 |
| | 91.8"(2332mm) | 90"(2286mm) | SY | -3490-L | 1146.14 | 1223.05 | 2028.73 | 2105.64 |
| | 97.8"(2484mm) | 96"(2438mm) | SY | -3496-L | 1178.78 | 1261.03 | 2115.87 | 2198.12 |
| | 103.8"(2637mm) | 102"(2591mm) | SY | -34A2-L | 1211.42 | 1299.01 | 2203.01 | 2290.60 |
| | 109.8"(2789mm) | 108"(2743mm) | SY | -34A8-L | 1244.06 | 1336.99 | 2290.15 | 2383.08 |
| | 115.8"(2941mm) | 114"(2896mm) | SY | -34B4-L | 1276.70 | 1374.97 | 2377.29 | 2475.56 |

Gallery Panel to Gallery Panel Face Attachment

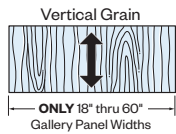
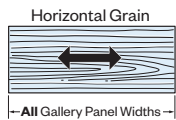
L/R (Left or Right Mount)

| Nominal Height | Actual Width | Nominal Width | Number | | No Glass HPL | | Glass Ready HPL | |
|---|----------------|---------------|--------|---------|--------------|-----------|-----------------|-----------|
| | | | ①② | ③④⑤ | A | B | A | B |
| Gallery Panels 42"(1067mm)H-50"(1270mm)H | | | | | | | | |
| 42"(1067mm) | 19.8"(503mm) | 18"(457mm) | SY | -4218-L | \$ 564.03 | \$ 587.02 | \$ 792.62 | \$ 815.61 |
| | 25.8"(655mm) | 24"(610mm) | SY | -4224-L | 596.67 | 625.00 | 879.76 | 908.09 |
| | 31.8"(808mm) | 30"(762mm) | SY | -4230-L | 629.31 | 662.98 | 966.90 | 1000.57 |
| | 37.8"(960mm) | 36"(914mm) | SY | -4236-L | 817.39 | 856.40 | 1209.48 | 1248.49 |
| | 43.8"(1113mm) | 42"(1067mm) | SY | -4242-L | 947.18 | 991.53 | 1393.77 | 1438.12 |
| | 49.8"(1265mm) | 48"(1219mm) | SY | -4248-L | 979.82 | 1029.51 | 1480.91 | 1530.60 |
| | 45.8"(1163mm) | 54"(1372mm) | SY | -4254-L | 1012.46 | 1067.49 | 1568.05 | 1623.08 |
| | 61.8"(1570mm) | 60"(1524mm) | SY | -4260-L | 1045.10 | 1105.47 | 1655.19 | 1715.56 |
| | 67.8"(1722mm) | 66"(1676mm) | SY | -4266-L | 1077.74 | 1143.45 | 1742.33 | 1808.04 |
| | 73.8"(1875mm) | 72"(1829mm) | SY | -4272-L | 1110.38 | 1181.43 | 1829.47 | 1900.52 |
| | 79.8"(2027mm) | 78"(1981mm) | SY | -4278-L | 1143.02 | 1219.41 | 1916.61 | 1993.00 |
| | 85.8"(2179mm) | 84"(2134mm) | SY | -4284-L | 1175.66 | 1257.39 | 2003.75 | 2085.48 |
| | 91.8"(2332mm) | 90"(2286mm) | SY | -4290-L | 1208.30 | 1295.37 | 2090.89 | 2177.96 |
| | 97.8"(2484mm) | 96"(2438mm) | SY | -4296-L | 1240.94 | 1333.35 | 2178.03 | 2270.44 |
| | 103.8"(2637mm) | 102"(2591mm) | SY | -42A2-L | 1273.58 | 1371.33 | 2265.17 | 2362.92 |
| | 109.8"(2789mm) | 108"(2743mm) | SY | -42A8-L | 1306.22 | 1409.31 | 2352.31 | 2455.40 |
| | 115.8"(2941mm) | 114"(2896mm) | SY | -42B4-L | 1338.86 | 1447.29 | 2439.45 | 2547.88 |
| 50"(1270mm) | | | | | | | | |
| | 19.8"(503mm) | 18"(457mm) | SY | -5018-L | \$ 626.19 | \$ 659.34 | \$ 854.78 | \$ 887.93 |
| | 25.8"(655mm) | 24"(610mm) | SY | -5024-L | 658.83 | 697.32 | 941.92 | 980.41 |
| | 31.8"(808mm) | 30"(762mm) | SY | -5030-L | 691.47 | 735.30 | 1029.06 | 1072.89 |
| | 37.8"(960mm) | 36"(914mm) | SY | -5036-L | 879.55 | 928.72 | 1271.64 | 1320.81 |
| | 43.8"(1113mm) | 42"(1067mm) | SY | -5042-L | 1009.34 | 1063.85 | 1455.93 | 1510.44 |
| | 49.8"(1265mm) | 48"(1219mm) | SY | -5048-L | 1041.98 | 1101.83 | 1543.07 | 1602.92 |
| | 45.8"(1163mm) | 54"(1372mm) | SY | -5054-L | 1074.62 | 1139.81 | 1630.21 | 1695.40 |
| | 61.8"(1570mm) | 60"(1524mm) | SY | -5060-L | 1107.26 | 1177.79 | 1717.35 | 1787.88 |
| | 67.8"(1722mm) | 66"(1676mm) | SY | -5066-L | 1139.90 | 1215.77 | 1804.49 | 1880.36 |
| | 73.8"(1875mm) | 72"(1829mm) | SY | -5072-L | 1172.54 | 1253.75 | 1891.63 | 1972.84 |
| | 79.8"(2027mm) | 78"(1981mm) | SY | -5078-L | 1205.18 | 1291.73 | 1978.77 | 2065.32 |
| | 85.8"(2179mm) | 84"(2134mm) | SY | -5084-L | 1237.82 | 1329.71 | 2065.91 | 2157.80 |
| | 91.8"(2332mm) | 90"(2286mm) | SY | -5090-L | 1270.46 | 1367.69 | 2153.05 | 2250.28 |
| | 97.8"(2484mm) | 96"(2438mm) | SY | -5096-L | 1303.10 | 1405.67 | 2240.19 | 2342.76 |
| | 103.8"(2637mm) | 102"(2591mm) | SY | -50A2-L | 1335.74 | 1443.65 | 2327.33 | 2435.24 |
| | 109.8"(2789mm) | 108"(2743mm) | SY | -50A8-L | 1368.38 | 1481.63 | 2414.47 | 2527.72 |
| | 115.8"(2941mm) | 114"(2896mm) | SY | -50B4-L | 1401.02 | 1519.61 | 2501.61 | 2620.20 |
| Gallery Panels 58"(1473mm)H | | | | | | | | |
| 58"(1473mm) | 19.8"(503mm) | 18"(457mm) | SY | -5818-L | \$ 688.35 | \$ 731.66 | \$ 916.94 | \$ 960.25 |
| | 25.8"(655mm) | 24"(610mm) | SY | -5824-L | 720.99 | 769.64 | 1004.08 | 1052.73 |
| | 31.8"(808mm) | 30"(762mm) | SY | -5830-L | 753.63 | 807.62 | 1091.22 | 1145.21 |
| | 37.8"(960mm) | 36"(914mm) | SY | -5836-L | 941.71 | 1001.04 | 1333.80 | 1393.13 |
| | 43.8"(1113mm) | 42"(1067mm) | SY | -5842-L | 1071.50 | 1136.17 | 1518.09 | 1582.76 |
| | 49.8"(1265mm) | 48"(1219mm) | SY | -5848-L | 1104.14 | 1174.15 | 1605.23 | 1675.24 |
| | 45.8"(1163mm) | 54"(1372mm) | SY | -5854-L | 1136.78 | 1212.13 | 1692.37 | 1767.72 |
| | 61.8"(1570mm) | 60"(1524mm) | SY | -5860-L | 1169.42 | 1250.11 | 1779.51 | 1860.20 |

Gallery Panel to Gallery Panel Face Attachment C (Center Mount)



SYCD



Class BC – Discount Group IX

Features

- Includes one pre-drilled, finished panel and attachment hardware.
- Gallery Panel is 1.18" (30mm) thick. Additional Gallery Panel adds 1.18" (30mm) to width.
- High Pressure Laminate (HPL) panel has 1mm edgeband.
- Glides provide 1.5" (38mm) level adjustment.
- Panel and hardware are field installed.
- Rail for glass ready option standard in black.
- Handedness is determined by Face Connection.

Specification Tips

- Designed to connect to other Compose Gallery Panels on the Face and/or Ends.
- Connecting Compose Gallery Panels may be shorter, the same height or taller than each other. For each connection:
 - If Gallery Panels are different heights, select the connection height of the shortest Gallery Panel.
 - If Gallery Panels are the same height, select this connection height.
 - Refer to the Specification Guide for Face and End mounting application guidelines.
- Gallery Panel has one face connection only.
- Must separately specify four (two each side) Attachment Brackets (ZUBW-0000-_N) to secure the two Gallery Panels in 90° condition.
- Specify No Glass option when using Glass Topper Holder Kit.
- "No Glass" Gallery Panels option cannot be retrofit to Glass Ready Option.
- Separately specify:
 - Insert Glass for Glass-Ready Gallery Panels
 - Glass Topper Holder Kit

To Order, Specify:

1) Product number, including:

1 Face Connection Height

- A** 26" (660mm) H or 27" (686mm) H Connection
- B** 34" (864mm) H Connection
- C** 42" (1067mm) H Connection
- D** 50" (1270mm) H Connection
- E** 58" (1473mm) H Connection

2 Left End (Finished End or Connection End)

- N** No Connection (Finished End)
- A** 26" (660mm) H or 27" (686mm) H Connection
- B** 34" (864mm) H Connection
- C** 42" (1067mm) H Connection
- D** 50" (1270mm) H Connection
- E** 58" (1473mm) H Connection

3 Right End (Finished End or Connection End)

- N** No Connection (Finished End)
- A** 26" (660mm) H or 27" (686mm) H Connection
- B** 34" (864mm) H Connection
- C** 42" (1067mm) H Connection
- D** 50" (1270mm) H Connection
- E** 58" (1473mm) H Connection

4 Glass Options

- N** No Glass (Finished Top)
- G** Glass Ready

- 2) Laminate surface color.
3) Edgeband color.

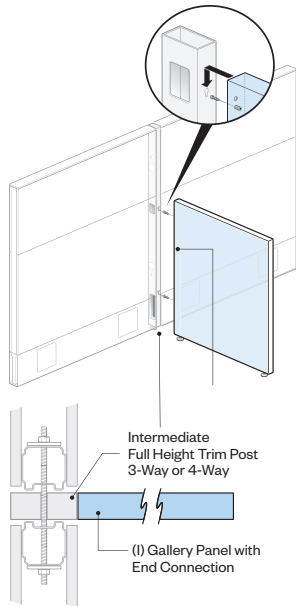
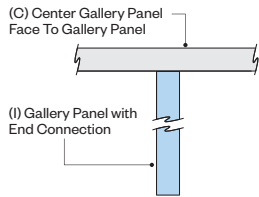
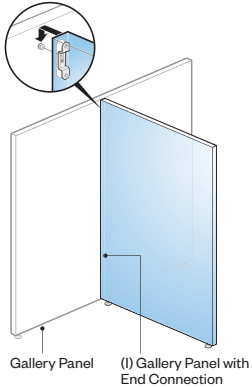
Gallery Panel to Gallery Panel Face Attachment C (Center Mount)

| Nominal Height | Actual Width | Nominal Width | Number | | No Glass HPL | | Glass Ready HPL | |
|---|----------------|---------------|-------------|---------|--------------|-----------|-----------------|-----------|
| | | | ① | ②③④ | A | B | A | B |
| Gallery Panels 26"(660mm)H-34"(864mm)H | | | | | | | | |
| 26"(660mm) | 19.8"(503mm) | 18"(457mm) | SYCA-2618-L | ■ ■ ■ ■ | \$ 439.71 | \$ 442.38 | \$ 668.30 | \$ 670.97 |
| | 25.8"(655mm) | 24"(610mm) | SYCA-2624-L | ■ ■ ■ ■ | 472.35 | 480.36 | 755.44 | 763.45 |
| | 31.8"(808mm) | 30"(762mm) | SYCA-2630-L | ■ ■ ■ ■ | 504.99 | 518.34 | 842.58 | 855.93 |
| | 37.8"(960mm) | 36"(914mm) | SYCA-2636-L | ■ ■ ■ ■ | 693.07 | 711.76 | 1085.16 | 1103.85 |
| | 43.8"(1113mm) | 42"(1067mm) | SYCA-2642-L | ■ ■ ■ ■ | 822.86 | 846.89 | 1269.45 | 1293.48 |
| | 49.8"(1265mm) | 48"(1219mm) | SYCA-2648-L | ■ ■ ■ ■ | 855.50 | 884.87 | 1356.59 | 1385.96 |
| | 55.8"(1417mm) | 54"(1372mm) | SYCA-2654-L | ■ ■ ■ ■ | 888.14 | 922.85 | 1443.73 | 1478.44 |
| | 61.8"(1570mm) | 60"(1524mm) | SYCA-2660-L | ■ ■ ■ ■ | 920.78 | 960.83 | 1530.87 | 1570.92 |
| | 67.8"(1722mm) | 66"(1676mm) | SYCA-2666-L | ■ ■ ■ ■ | 953.42 | 998.81 | 1618.01 | 1663.40 |
| | 73.8"(1875mm) | 72"(1829mm) | SYCA-2672-L | ■ ■ ■ ■ | 986.06 | 1036.79 | 1705.15 | 1755.88 |
| | 79.8"(2027mm) | 78"(1981mm) | SYCA-2678-L | ■ ■ ■ ■ | 1018.70 | 1074.77 | 1792.29 | 1848.36 |
| | 85.8"(2179mm) | 84"(2134mm) | SYCA-2684-L | ■ ■ ■ ■ | 1051.34 | 1112.75 | 1879.43 | 1940.84 |
| | 91.8"(2332mm) | 90"(2286mm) | SYCA-2690-L | ■ ■ ■ ■ | 1083.98 | 1150.73 | 1966.57 | 2033.32 |
| | 97.8"(2484mm) | 96"(2438mm) | SYCA-2696-L | ■ ■ ■ ■ | 1116.62 | 1188.71 | 2053.71 | 2125.80 |
| | 103.8"(2637mm) | 102"(2591mm) | SYCA-26A2-L | ■ ■ ■ ■ | 1149.26 | 1226.69 | 2140.85 | 2218.28 |
| | 109.8"(2789mm) | 108"(2743mm) | SYCA-26A8-L | ■ ■ ■ ■ | 1181.90 | 1264.67 | 2227.99 | 2310.76 |
| | 115.8"(2941mm) | 114"(2896mm) | SYCA-26B4-L | ■ ■ ■ ■ | 1214.54 | 1302.65 | 2315.13 | 2403.24 |
| 27"(686mm) | 19.8"(503mm) | 18"(457mm) | SYCA-2718-L | ■ ■ ■ ■ | \$ 447.48 | \$ 451.42 | \$ 676.07 | \$ 680.01 |
| | 25.8"(655mm) | 24"(610mm) | SYCA-2724-L | ■ ■ ■ ■ | 480.12 | 489.40 | 763.21 | 772.49 |
| | 31.8"(808mm) | 30"(762mm) | SYCA-2730-L | ■ ■ ■ ■ | 512.76 | 527.38 | 850.35 | 864.97 |
| | 37.8"(960mm) | 36"(914mm) | SYCA-2736-L | ■ ■ ■ ■ | 700.84 | 720.80 | 1092.93 | 1112.89 |
| | 43.8"(1113mm) | 42"(1067mm) | SYCA-2742-L | ■ ■ ■ ■ | 830.63 | 855.93 | 1277.22 | 1302.52 |
| | 49.8"(1265mm) | 48"(1219mm) | SYCA-2748-L | ■ ■ ■ ■ | 863.27 | 893.91 | 1364.36 | 1395.00 |
| | 55.8"(1417mm) | 54"(1372mm) | SYCA-2754-L | ■ ■ ■ ■ | 895.91 | 931.89 | 1451.50 | 1487.48 |
| | 61.8"(1570mm) | 60"(1524mm) | SYCA-2760-L | ■ ■ ■ ■ | 928.55 | 969.87 | 1538.64 | 1579.96 |
| | 67.8"(1722mm) | 66"(1676mm) | SYCA-2766-L | ■ ■ ■ ■ | 961.19 | 1007.85 | 1625.78 | 1672.44 |
| | 73.8"(1875mm) | 72"(1829mm) | SYCA-2772-L | ■ ■ ■ ■ | 993.83 | 1045.83 | 1712.92 | 1764.92 |
| | 79.8"(2027mm) | 78"(1981mm) | SYCA-2778-L | ■ ■ ■ ■ | 1026.47 | 1083.81 | 1800.06 | 1857.40 |
| | 85.8"(2179mm) | 84"(2134mm) | SYCA-2784-L | ■ ■ ■ ■ | 1059.11 | 1121.79 | 1887.20 | 1949.88 |
| | 91.8"(2332mm) | 90"(2286mm) | SYCA-2790-L | ■ ■ ■ ■ | 1091.75 | 1159.77 | 1974.34 | 2042.36 |
| | 97.8"(2484mm) | 96"(2438mm) | SYCA-2796-L | ■ ■ ■ ■ | 1124.39 | 1197.75 | 2061.48 | 2134.84 |
| | 103.8"(2637mm) | 102"(2591mm) | SYCA-27A2-L | ■ ■ ■ ■ | 1157.03 | 1235.73 | 2148.62 | 2227.32 |
| | 109.8"(2789mm) | 108"(2743mm) | SYCA-27A8-L | ■ ■ ■ ■ | 1189.67 | 1273.71 | 2235.76 | 2319.80 |
| | 115.8"(2941mm) | 114"(2896mm) | SYCA-27B4-L | ■ ■ ■ ■ | 1222.31 | 1311.69 | 2322.90 | 2412.28 |
| 34"(864mm) | 19.8"(503mm) | 18"(457mm) | SYC -3418-L | ■ ■ ■ ■ | \$ 501.87 | \$ 514.70 | \$ 730.46 | \$ 743.29 |
| | 25.8"(655mm) | 24"(610mm) | SYC -3424-L | ■ ■ ■ ■ | 534.51 | 552.68 | 817.60 | 835.77 |
| | 31.8"(808mm) | 30"(762mm) | SYC -3430-L | ■ ■ ■ ■ | 567.15 | 590.66 | 904.74 | 928.25 |
| | 37.8"(960mm) | 36"(914mm) | SYC -3436-L | ■ ■ ■ ■ | 755.23 | 784.08 | 1147.32 | 1176.17 |
| | 43.8"(1113mm) | 42"(1067mm) | SYC -3442-L | ■ ■ ■ ■ | 885.02 | 919.21 | 1331.61 | 1365.80 |
| | 49.8"(1265mm) | 48"(1219mm) | SYC -3448-L | ■ ■ ■ ■ | 917.66 | 957.19 | 1418.75 | 1458.28 |
| | 55.8"(1417mm) | 54"(1372mm) | SYC -3454-L | ■ ■ ■ ■ | 950.30 | 995.17 | 1505.89 | 1550.76 |
| | 61.8"(1570mm) | 60"(1524mm) | SYC -3460-L | ■ ■ ■ ■ | 982.94 | 1033.15 | 1593.03 | 1643.24 |
| | 67.8"(1722mm) | 66"(1676mm) | SYC -3466-L | ■ ■ ■ ■ | 1015.58 | 1071.13 | 1680.17 | 1735.72 |
| | 73.8"(1875mm) | 72"(1829mm) | SYC -3472-L | ■ ■ ■ ■ | 1048.22 | 1109.11 | 1767.31 | 1828.20 |
| | 79.8"(2027mm) | 78"(1981mm) | SYC -3478-L | ■ ■ ■ ■ | 1080.86 | 1147.09 | 1854.45 | 1920.68 |
| | 85.8"(2179mm) | 84"(2134mm) | SYC -3484-L | ■ ■ ■ ■ | 1113.50 | 1185.07 | 1941.59 | 2013.16 |
| | 91.8"(2332mm) | 90"(2286mm) | SYC -3490-L | ■ ■ ■ ■ | 1146.14 | 1223.05 | 2028.73 | 2105.64 |
| | 97.8"(2484mm) | 96"(2438mm) | SYC -3496-L | ■ ■ ■ ■ | 1178.78 | 1261.03 | 2115.87 | 2198.12 |
| | 103.8"(2637mm) | 102"(2591mm) | SYC -34A2-L | ■ ■ ■ ■ | 1211.42 | 1299.01 | 2203.01 | 2290.60 |
| | 109.8"(2789mm) | 108"(2743mm) | SYC -34A8-L | ■ ■ ■ ■ | 1244.06 | 1336.99 | 2290.15 | 2383.08 |
| | 115.8"(2941mm) | 114"(2896mm) | SYC -34B4-L | ■ ■ ■ ■ | 1276.70 | 1374.97 | 2377.29 | 2475.56 |

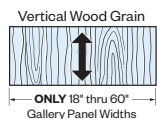

Gallery Panel to Gallery Panel Face Attachment C (Center Mount)

| Nominal Height | Actual Width | Nominal Width | Number | | | No Glass HPL | | Glass Ready HPL | |
|---|----------------|---------------|--------|---------|------|--------------|-----------|-----------------|-----------|
| | | | ① | ② | ③④ | A | B | A | B |
| Gallery Panels 42"(1067mm)H-50"(1270mm)H | | | | | | | | | |
| 42"(1067mm) | 19.8"(503mm) | 18"(457mm) | SYC | -4218-L | ■■■■ | \$ 564.03 | \$ 587.02 | \$ 792.62 | \$ 815.61 |
| | 25.8"(655mm) | 24"(610mm) | SYC | -4224-L | ■■■■ | 596.67 | 625.00 | 879.76 | 908.09 |
| | 31.8"(808mm) | 30"(762mm) | SYC | -4230-L | ■■■■ | 629.31 | 662.98 | 966.90 | 1000.57 |
| | 37.8"(960mm) | 36"(914mm) | SYC | -4236-L | ■■■■ | 817.39 | 856.40 | 1209.48 | 1248.49 |
| | 43.8"(1113mm) | 42"(1067mm) | SYC | -4242-L | ■■■■ | 947.18 | 991.53 | 1393.77 | 1438.12 |
| | 49.8"(1265mm) | 48"(1219mm) | SYC | -4248-L | ■■■■ | 979.82 | 1029.51 | 1480.91 | 1530.60 |
| | 55.8"(1417mm) | 54"(1372mm) | SYC | -4254-L | ■■■■ | 1012.46 | 1067.49 | 1568.05 | 1623.08 |
| | 61.8"(1570mm) | 60"(1524mm) | SYC | -4260-L | ■■■■ | 1045.10 | 1105.47 | 1655.19 | 1715.56 |
| | 67.8"(1722mm) | 66"(1676mm) | SYC | -4266-L | ■■■■ | 1077.74 | 1143.45 | 1742.33 | 1808.04 |
| | 73.8"(1875mm) | 72"(1829mm) | SYC | -4272-L | ■■■■ | 1110.38 | 1181.43 | 1829.47 | 1900.52 |
| | 79.8"(2027mm) | 78"(1981mm) | SYC | -4278-L | ■■■■ | 1143.02 | 1219.41 | 1916.61 | 1993.00 |
| | 85.8"(2179mm) | 84"(2134mm) | SYC | -4284-L | ■■■■ | 1175.66 | 1257.39 | 2003.75 | 2085.48 |
| | 91.8"(2332mm) | 90"(2286mm) | SYC | -4290-L | ■■■■ | 1208.30 | 1295.37 | 2090.89 | 2177.96 |
| | 97.8"(2484mm) | 96"(2438mm) | SYC | -4296-L | ■■■■ | 1240.94 | 1333.35 | 2178.03 | 2270.44 |
| | 103.8"(2637mm) | 102"(2591mm) | SYC | -42A2-L | ■■■■ | 1273.58 | 1371.33 | 2265.17 | 2362.92 |
| | 109.8"(2789mm) | 108"(2743mm) | SYC | -42A8-L | ■■■■ | 1306.22 | 1409.31 | 2352.31 | 2455.40 |
| | 115.8"(2941mm) | 114"(2896mm) | SYC | -42B4-L | ■■■■ | 1338.86 | 1447.29 | 2439.45 | 2547.88 |
| 50"(1270mm) | | | | | | | | | |
| 50"(1270mm) | 19.8"(503mm) | 18"(457mm) | SYC | -5018-L | ■■■■ | \$ 626.19 | \$ 659.34 | \$ 854.78 | \$ 887.93 |
| | 25.8"(655mm) | 24"(610mm) | SYC | -5024-L | ■■■■ | 658.83 | 697.32 | 941.92 | 980.41 |
| | 31.8"(808mm) | 30"(762mm) | SYC | -5030-L | ■■■■ | 691.47 | 735.30 | 1029.06 | 1072.89 |
| | 37.8"(960mm) | 36"(914mm) | SYC | -5036-L | ■■■■ | 879.55 | 928.72 | 1271.64 | 1320.81 |
| | 43.8"(1113mm) | 42"(1067mm) | SYC | -5042-L | ■■■■ | 1009.34 | 1063.85 | 1455.93 | 1510.44 |
| | 49.8"(1265mm) | 48"(1219mm) | SYC | -5048-L | ■■■■ | 1041.98 | 1101.83 | 1543.07 | 1602.92 |
| | 55.8"(1417mm) | 54"(1372mm) | SYC | -5054-L | ■■■■ | 1074.62 | 1139.81 | 1630.21 | 1695.40 |
| | 61.8"(1570mm) | 60"(1524mm) | SYC | -5060-L | ■■■■ | 1107.26 | 1177.79 | 1717.35 | 1787.88 |
| | 67.8"(1722mm) | 66"(1676mm) | SYC | -5066-L | ■■■■ | 1139.90 | 1215.77 | 1804.49 | 1880.36 |
| | 73.8"(1875mm) | 72"(1829mm) | SYC | -5072-L | ■■■■ | 1172.54 | 1253.75 | 1891.63 | 1972.84 |
| | 79.8"(2027mm) | 78"(1981mm) | SYC | -5078-L | ■■■■ | 1205.18 | 1291.73 | 1978.77 | 2065.32 |
| | 85.8"(2179mm) | 84"(2134mm) | SYC | -5084-L | ■■■■ | 1237.82 | 1329.71 | 2065.91 | 2157.80 |
| | 91.8"(2332mm) | 90"(2286mm) | SYC | -5090-L | ■■■■ | 1270.46 | 1367.69 | 2153.05 | 2250.28 |
| | 97.8"(2484mm) | 96"(2438mm) | SYC | -5096-L | ■■■■ | 1303.10 | 1405.67 | 2240.19 | 2342.76 |
| | 103.8"(2637mm) | 102"(2591mm) | SYC | -50A2-L | ■■■■ | 1335.74 | 1443.65 | 2327.33 | 2435.24 |
| | 109.8"(2789mm) | 108"(2743mm) | SYC | -50A8-L | ■■■■ | 1368.38 | 1481.63 | 2414.47 | 2527.72 |
| | 115.8"(2941mm) | 114"(2896mm) | SYC | -50B4-L | ■■■■ | 1401.02 | 1519.61 | 2501.61 | 2620.20 |
| Gallery Panels 58"(1473mm)H | | | | | | | | | |
| 58"(1473mm) | 19.8"(503mm) | 18"(457mm) | SYC | -5818-L | ■■■■ | \$ 688.35 | \$ 731.66 | \$ 916.94 | \$ 960.25 |
| | 25.8"(655mm) | 24"(610mm) | SYC | -5824-L | ■■■■ | 720.99 | 769.64 | 1004.08 | 1052.73 |
| | 31.8"(808mm) | 30"(762mm) | SYC | -5830-L | ■■■■ | 753.63 | 807.62 | 1091.22 | 1145.21 |
| | 37.8"(960mm) | 36"(914mm) | SYC | -5836-L | ■■■■ | 941.71 | 1001.04 | 1333.80 | 1393.13 |
| | 43.8"(1113mm) | 42"(1067mm) | SYC | -5842-L | ■■■■ | 1071.50 | 1136.17 | 1518.09 | 1582.76 |
| | 49.8"(1265mm) | 48"(1219mm) | SYC | -5848-L | ■■■■ | 1104.14 | 1174.15 | 1605.23 | 1675.24 |
| | 55.8"(1417mm) | 54"(1372mm) | SYC | -5854-L | ■■■■ | 1136.78 | 1212.13 | 1692.37 | 1767.72 |
| | 61.8"(1570mm) | 60"(1524mm) | SYC | -5860-L | ■■■■ | 1169.42 | 1250.11 | 1779.51 | 1860.20 |

Gallery Panel to Gallery Panel End Attachment I (90° Face or Post Connection)



SYSN



Class BC – Discount Group IX

Features

- Includes one pre-drilled, finished panel and attachment hardware.
- Panel is 1.18"(30mm) thick.
- High Pressure Laminate (HPL) panel has 1mm edgeband.
- Glides provide 1.5"(38mm) level adjustment.
- Panel and hardware are field installed.
- Rail for glass ready option standard in black.

Specification Tips

- Connection End is designed to attach to other Compose Gallery Panels perpendicular to the Face (L/R or C) or Connection End to Intermediate Full Height Trim Post -3-Way or 4-Way.
- Connecting Gallery Panels may be shorter, the same height or taller than each other. For each connection:
 - If Gallery Panels are different heights, select the connection height of the shortest Gallery Panel.
 - If Gallery Panels are the same height, select this connection height.
 - Refer to the Specification Guide for Face and End mounting application guidelines.
- Gallery Panel has End connections only.
- Must separately specify two (one each side) Tie Plates (ZBBP-0000-PN) to secure End-to-End Gallery Panels in 180° conditions. Required at each End-to-End connection. Tie Plates are not required for Post Connection Option.
- Specify No Glass option when using Glass Topper Holder Kit.
- "No Glass" Gallery Panels option cannot be retrofit to Glass Ready Option.
- Separately specify:
 - Insert Glass for Glass-Ready Gallery Panels
 - Glass Topper Holder Kit

To Order, Specify:

1) Product number, including:

1 Connection End

- A** 26"(660mm)H or 27"(686mm)H Connection
- B** 34"(864mm)H Connection
- C** 42"(1067mm)H Connection
- D** 50"(1270mm)H Connection
- E** 58"(1473mm)H Connection
- Z** Post Connection

2 Other End (Finished End or Connection End)

- N** No Connection (Finished End)
- A** 26"(660mm)H or 27"(686mm)H Connection
- B** 34"(864mm)H Connection
- C** 42"(1067mm)H Connection
- D** 50"(1270mm)H Connection
- E** 58"(1473mm)H Connection

3 Glass Options

- N** No Glass (Finished Top)
- G** Glass Ready

2) Laminate surface color.

3) Edgeband color.

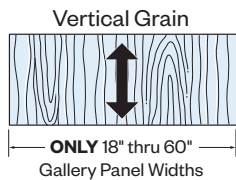
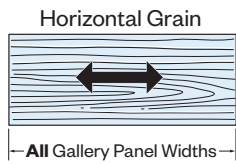
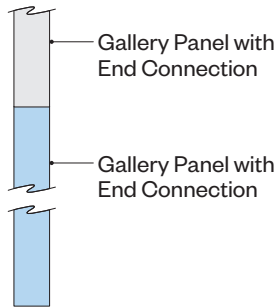
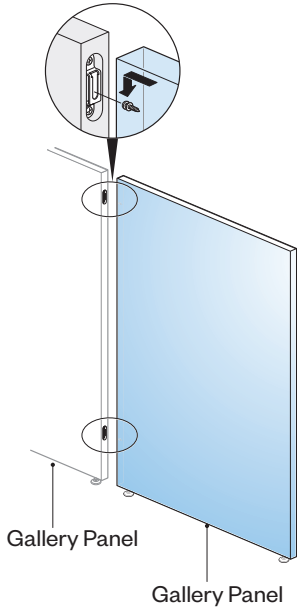
Gallery Panel to Gallery Panel End Attachment I (90° Face or Post Connection)

| Nominal Height | Nominal Width | Number ①②③ | No Glass | | Glass Ready | |
|---|---------------|--------------|-----------|-----------|-------------|-----------|
| | | | HPL A | HPL B | HPL A | HPL B |
| Gallery Panels 26"(660mm)H-34"(864mm)H | | | | | | |
| 26"(660mm) | 18"(457mm) | SYIN-2618-LA | \$ 398.20 | \$ 400.87 | \$ 626.79 | \$ 629.46 |
| | 24"(610mm) | SYIN-2624-LA | 430.84 | 438.85 | 713.93 | 721.94 |
| | 30"(762mm) | SYIN-2630-LA | 463.48 | 476.83 | 801.07 | 814.42 |
| | 36"(914mm) | SYIN-2636-LA | 651.56 | 670.25 | 1043.65 | 1062.34 |
| | 42"(1067mm) | SYIN-2642-LA | 781.35 | 805.38 | 1227.94 | 1251.97 |
| | 48"(1219mm) | SYIN-2648-LA | 813.99 | 843.36 | 1315.08 | 1344.45 |
| | 54"(1372mm) | SYIN-2654-LA | 846.63 | 881.34 | 1402.22 | 1436.93 |
| | 60"(1524mm) | SYIN-2660-LA | 879.27 | 919.32 | 1489.36 | 1529.41 |
| | 66"(1676mm) | SYIN-2666-LA | 911.91 | 957.30 | 1576.50 | 1621.89 |
| | 72"(1829mm) | SYIN-2672-LA | 944.55 | 995.28 | 1663.64 | 1714.37 |
| | 78"(1981mm) | SYIN-2678-LA | 977.19 | 1033.26 | 1750.78 | 1806.85 |
| | 84"(2134mm) | SYIN-2684-LA | 1009.83 | 1071.24 | 1837.92 | 1899.33 |
| | 90"(2286mm) | SYIN-2690-LA | 1042.47 | 1109.22 | 1925.06 | 1991.81 |
| | 96"(2438mm) | SYIN-2696-LA | 1075.11 | 1147.20 | 2012.20 | 2084.29 |
| | 102"(2591mm) | SYIN-26A2-LA | 1107.75 | 1185.18 | 2099.34 | 2176.77 |
| | 108"(2743mm) | SYIN-26A8-LA | 1140.39 | 1223.16 | 2186.48 | 2269.25 |
| 114"(2896mm) | SYIN-26B4-LA | 1173.03 | 1261.14 | 2273.62 | 2361.73 | |
| 120"(3048mm) | SYIN-26C0-LA | 1205.67 | 1299.12 | 2360.76 | 2454.21 | |
| 27"(686mm) | 18"(457mm) | SYIN-2718-LA | \$ 405.97 | \$ 409.91 | \$ 634.56 | \$ 638.50 |
| | 24"(610mm) | SYIN-2724-LA | 438.61 | 447.89 | 721.70 | 730.98 |
| | 30"(762mm) | SYIN-2730-LA | 471.25 | 485.87 | 808.84 | 823.46 |
| | 36"(914mm) | SYIN-2736-LA | 659.33 | 679.29 | 1051.42 | 1071.38 |
| | 42"(1067mm) | SYIN-2742-LA | 789.12 | 814.42 | 1235.71 | 1261.01 |
| | 48"(1219mm) | SYIN-2748-LA | 821.76 | 852.40 | 1322.85 | 1353.49 |
| | 54"(1372mm) | SYIN-2754-LA | 854.40 | 890.38 | 1409.99 | 1445.97 |
| | 60"(1524mm) | SYIN-2760-LA | 887.04 | 928.36 | 1497.13 | 1538.45 |
| | 66"(1676mm) | SYIN-2766-LA | 919.68 | 966.34 | 1584.27 | 1630.93 |
| | 72"(1829mm) | SYIN-2772-LA | 952.32 | 1004.32 | 1671.41 | 1723.41 |
| | 78"(1981mm) | SYIN-2778-LA | 984.96 | 1042.30 | 1758.55 | 1815.89 |
| | 84"(2134mm) | SYIN-2784-LA | 1017.60 | 1080.28 | 1845.69 | 1908.37 |
| | 90"(2286mm) | SYIN-2790-LA | 1050.24 | 1118.26 | 1932.83 | 2000.85 |
| | 96"(2438mm) | SYIN-2796-LA | 1082.88 | 1156.24 | 2019.97 | 2093.33 |
| | 102"(2591mm) | SYIN-27A2-LA | 1115.52 | 1194.22 | 2107.11 | 2185.81 |
| | 108"(2743mm) | SYIN-27A8-LA | 1148.16 | 1232.20 | 2194.25 | 2278.29 |
| 114"(2896mm) | SYIN-27B4-LA | 1180.80 | 1270.18 | 2281.39 | 2370.77 | |
| 120"(3048mm) | SYIN-27C0-LA | 1213.44 | 1308.16 | 2368.53 | 2463.25 | |
| 34"(864mm) | 18"(457mm) | SYIN-3418-L | \$ 460.36 | \$ 473.19 | \$ 688.95 | \$ 701.78 |
| | 24"(610mm) | SYIN-3424-L | 493.00 | 511.17 | 776.09 | 794.26 |
| | 30"(762mm) | SYIN-3430-L | 525.64 | 549.15 | 863.23 | 886.74 |
| | 36"(914mm) | SYIN-3436-L | 713.72 | 742.57 | 1105.81 | 1134.66 |
| | 42"(1067mm) | SYIN-3442-L | 843.51 | 877.70 | 1290.10 | 1324.29 |
| | 48"(1219mm) | SYIN-3448-L | 876.15 | 915.68 | 1377.24 | 1416.77 |
| | 54"(1372mm) | SYIN-3454-L | 908.79 | 953.66 | 1464.38 | 1509.25 |
| | 60"(1524mm) | SYIN-3460-L | 941.43 | 991.64 | 1551.52 | 1601.73 |
| | 66"(1676mm) | SYIN-3466-L | 974.07 | 1029.62 | 1638.66 | 1694.21 |
| | 72"(1829mm) | SYIN-3472-L | 1006.71 | 1067.60 | 1725.80 | 1786.69 |
| | 78"(1981mm) | SYIN-3478-L | 1039.35 | 1105.58 | 1812.94 | 1879.17 |
| | 84"(2134mm) | SYIN-3484-L | 1071.99 | 1143.56 | 1900.08 | 1971.65 |
| | 90"(2286mm) | SYIN-3490-L | 1104.63 | 1181.54 | 1987.22 | 2064.13 |
| | 96"(2438mm) | SYIN-3496-L | 1137.27 | 1219.52 | 2074.36 | 2156.61 |
| | 102"(2591mm) | SYIN-34A2-L | 1169.91 | 1257.50 | 2161.50 | 2249.09 |
| | 108"(2743mm) | SYIN-34A8-L | 1202.55 | 1295.48 | 2248.64 | 2341.57 |
| 114"(2896mm) | SYIN-34B4-L | 1235.19 | 1333.46 | 2335.78 | 2434.05 | |
| 120"(3048mm) | SYIN-34C0-L | 1267.83 | 1371.44 | 2422.92 | 2526.53 | |

Gallery Panel to Gallery Panel End Attachment I (90° Face or Post Connection)

| Nominal Height | Nominal Width | Number ①②③ | No Glass | | Glass Ready | |
|---|---------------|-------------|-----------|-----------|-------------|-----------|
| | | | HPL A | HPL B | HPL A | HPL B |
| Gallery Panels 42"(1067mm)H-50"(1270mm)H | | | | | | |
| 42"(1067mm) | 18"(457mm) | SYIN-4218-L | \$ 522.52 | \$ 545.51 | \$ 751.11 | \$ 774.10 |
| | 24"(610mm) | SYIN-4224-L | 555.16 | 583.49 | 838.25 | 866.58 |
| | 30"(762mm) | SYIN-4230-L | 587.80 | 621.47 | 925.39 | 959.06 |
| | 36"(914mm) | SYIN-4236-L | 775.88 | 814.89 | 1167.97 | 1206.98 |
| | 42"(1067mm) | SYIN-4242-L | 905.67 | 950.02 | 1352.26 | 1396.61 |
| | 48"(1219mm) | SYIN-4248-L | 938.31 | 988.00 | 1439.40 | 1489.09 |
| | 54"(1372mm) | SYIN-4254-L | 970.95 | 1025.98 | 1526.54 | 1581.57 |
| | 60"(1524mm) | SYIN-4260-L | 1003.59 | 1063.96 | 1613.68 | 1674.05 |
| | 66"(1676mm) | SYIN-4266-L | 1036.23 | 1101.94 | 1700.82 | 1766.53 |
| | 72"(1829mm) | SYIN-4272-L | 1068.87 | 1139.92 | 1787.96 | 1859.01 |
| | 78"(1981mm) | SYIN-4278-L | 1101.51 | 1177.90 | 1875.10 | 1951.49 |
| | 84"(2134mm) | SYIN-4284-L | 1134.15 | 1215.88 | 1962.24 | 2043.97 |
| | 90"(2286mm) | SYIN-4290-L | 1166.79 | 1253.86 | 2049.38 | 2136.45 |
| | 96"(2438mm) | SYIN-4296-L | 1199.43 | 1291.84 | 2136.52 | 2228.93 |
| | 102"(2591mm) | SYIN-42A2-L | 1232.07 | 1329.82 | 2223.66 | 2321.41 |
| | 108"(2743mm) | SYIN-42A8-L | 1264.71 | 1367.80 | 2310.80 | 2413.89 |
| 114"(2896mm) | SYIN-42B4-L | 1297.35 | 1405.78 | 2397.94 | 2506.37 | |
| 120"(3048mm) | SYIN-42C0-L | 1329.99 | 1443.76 | 2485.08 | 2598.85 | |
| 50"(1270mm) | 18"(457mm) | SYIN-5018-L | \$ 584.68 | \$ 617.83 | \$ 813.27 | \$ 846.42 |
| | 24"(610mm) | SYIN-5024-L | 617.32 | 655.81 | 900.41 | 938.90 |
| | 30"(762mm) | SYIN-5030-L | 649.96 | 693.79 | 987.55 | 1031.38 |
| | 36"(914mm) | SYIN-5036-L | 838.04 | 887.21 | 1230.13 | 1279.30 |
| | 42"(1067mm) | SYIN-5042-L | 967.83 | 1022.34 | 1414.42 | 1468.93 |
| | 48"(1219mm) | SYIN-5048-L | 1000.47 | 1060.32 | 1501.56 | 1561.41 |
| | 54"(1372mm) | SYIN-5054-L | 1033.11 | 1098.30 | 1588.70 | 1653.89 |
| | 60"(1524mm) | SYIN-5060-L | 1065.75 | 1136.28 | 1675.84 | 1746.37 |
| | 66"(1676mm) | SYIN-5066-L | 1098.39 | 1174.26 | 1762.98 | 1838.85 |
| | 72"(1829mm) | SYIN-5072-L | 1131.03 | 1212.24 | 1850.12 | 1931.33 |
| | 78"(1981mm) | SYIN-5078-L | 1163.67 | 1250.22 | 1937.26 | 2023.81 |
| | 84"(2134mm) | SYIN-5084-L | 1196.31 | 1288.20 | 2024.40 | 2116.29 |
| | 90"(2286mm) | SYIN-5090-L | 1228.95 | 1326.18 | 2111.54 | 2208.77 |
| | 96"(2438mm) | SYIN-5096-L | 1261.59 | 1364.16 | 2198.68 | 2301.25 |
| | 102"(2591mm) | SYIN-50A2-L | 1294.23 | 1402.14 | 2285.82 | 2393.73 |
| | 108"(2743mm) | SYIN-50A8-L | 1326.87 | 1440.12 | 2372.96 | 2486.21 |
| 114"(2896mm) | SYIN-50B4-L | 1359.51 | 1478.10 | 2460.10 | 2578.69 | |
| 120"(3048mm) | SYIN-50C0-L | 1392.15 | 1516.08 | 2547.24 | 2671.17 | |
| Gallery Panels 58"(1473mm)H | | | | | | |
| 58"(1473mm) | 18"(457mm) | SYIN-5818-L | \$ 646.84 | \$ 690.15 | \$ 875.43 | \$ 918.74 |
| | 24"(610mm) | SYIN-5824-L | 679.48 | 728.13 | 962.57 | 1011.22 |
| | 30"(762mm) | SYIN-5830-L | 712.12 | 766.11 | 1049.71 | 1103.70 |
| | 36"(914mm) | SYIN-5836-L | 900.20 | 959.53 | 1292.29 | 1351.62 |
| | 42"(1067mm) | SYIN-5842-L | 1029.99 | 1094.66 | 1476.58 | 1541.25 |
| | 48"(1219mm) | SYIN-5848-L | 1062.63 | 1132.64 | 1563.72 | 1633.73 |
| | 54"(1372mm) | SYIN-5854-L | 1095.27 | 1170.62 | 1650.86 | 1726.21 |
| | 60"(1524mm) | SYIN-5860-L | 1127.91 | 1208.60 | 1738.00 | 1818.69 |
| | 66"(1676mm) | SYIN-5866-L | 1160.55 | 1246.58 | 1825.14 | 1911.17 |
| | 72"(1829mm) | SYIN-5872-L | 1193.19 | 1284.56 | 1912.28 | 2003.65 |
| | 78"(1981mm) | SYIN-5878-L | 1225.83 | 1322.54 | 1999.42 | 2096.13 |
| | 84"(2134mm) | SYIN-5884-L | 1258.47 | 1360.52 | 2086.56 | 2188.61 |
| | 90"(2286mm) | SYIN-5890-L | 1291.11 | 1398.50 | 2173.70 | 2281.09 |
| | 96"(2438mm) | SYIN-5896-L | 1323.75 | 1436.48 | 2260.84 | 2373.57 |
| | 102"(2591mm) | SYIN-58A2-L | 1356.39 | 1474.46 | 2347.98 | 2466.05 |
| | 108"(2743mm) | SYIN-58A8-L | 1389.03 | 1512.44 | 2435.12 | 2558.53 |
| 114"(2896mm) | SYIN-58B4-L | 1421.67 | 1550.42 | 2522.26 | 2651.01 | |
| 120"(3048mm) | SYIN-58C0-L | 1454.31 | 1588.40 | 2609.40 | 2743.49 | |

Gallery Panel to Gallery Panel End Attachment S (Straight In-Line Add-On)



SYSN
Class BC - Discount Group IX

Features

- Includes one pre-drilled, finished panel and attachment hardware.
- Panel is 1.18"(30mm) thick.
- High Pressure Laminate (HPL) panel has 1mm edgeband.
- Glides provide 1.5"(38mm) level adjustment.
- Panel and hardware are field installed.
- Rail for glass ready option standard in black.

Specification Tips

- Connection End is designed to attach to another Compose Gallery Panel End-to-End in straight in-line conditions.
- Connecting Gallery Panels may be shorter, the same height or taller than each other. For each connection:
 - If Gallery Panels are different heights, select the connection height of the shortest Gallery Panel.
 - If Gallery Panels are the same height, select this connection height.
 - Refer to the Specification Guide for Face and End mounting application guidelines.
- Gallery Panel has End connections only.
- Must separately specify two (one each side) Tie Plates (ZBBP-0000-PN) to secure End-to-End Gallery Panels in 180° conditions. Required at each End-to-End connection.
- Specify No Glass option when using Glass Topper Holder Kit.
- "No Glass" Gallery Panels option cannot be retrofitted to Glass Ready Option.
- Separately specify:
 - Insert Glass for Glass-Ready Gallery Panels
 - Glass Topper Holder Kit

To Order, Specify:

1) Product number, including:

1 Connection End

- A** 26"(660mm)H or 27"(686mm)H Connection
- B** 34"(864mm)H Connection
- C** 42"(1067mm)H Connection
- D** 50"(1270mm)H Connection
- E** 58"(1473mm)H Connection

2 Other End (Finished End or Connection End)

- N** No Connection (Finished End)
- A** 26"(660mm)H or 27"(686mm)H Connection
- B** 34"(864mm)H Connection
- C** 42"(1067mm)H Connection
- D** 50"(1270mm)H Connection
- E** 58"(1473mm)H Connection

3 Glass Options

- N** No Glass (Finished Top)
- G** Glass Ready

2) Laminate surface color.
3) Edgeband color.

Gallery Panel to Gallery Panel End Attachment S (Straight In-Line Add-On)

| Nominal Height | Nominal Width | Number ①②③ | No Glass | | Glass Ready | |
|---|---------------|--------------|-----------|-----------|-------------|-----------|
| | | | HPL A | HPL B | HPL A | HPL B |
| Gallery Panels 26"(660mm)H-34"(864mm)H | | | | | | |
| 26"(660mm) | 18"(457mm) | SYSN-2618-LA | \$ 398.20 | \$ 400.87 | \$ 626.79 | \$ 629.46 |
| | 24"(610mm) | SYSN-2624-LA | 430.84 | 438.85 | 713.93 | 721.94 |
| | 30"(762mm) | SYSN-2630-LA | 463.48 | 476.83 | 801.07 | 814.42 |
| | 36"(914mm) | SYSN-2636-LA | 651.56 | 670.25 | 1043.65 | 1062.34 |
| | 42"(1067mm) | SYSN-2642-LA | 781.35 | 805.38 | 1227.94 | 1251.97 |
| | 48"(1219mm) | SYSN-2648-LA | 813.99 | 843.36 | 1315.08 | 1344.45 |
| | 54"(1372mm) | SYSN-2654-LA | 846.63 | 881.34 | 1402.22 | 1436.93 |
| | 60"(1524mm) | SYSN-2660-LA | 879.27 | 919.32 | 1489.36 | 1529.41 |
| | 66"(1676mm) | SYSN-2666-LA | 911.91 | 957.30 | 1576.50 | 1621.89 |
| | 72"(1829mm) | SYSN-2672-LA | 944.55 | 995.28 | 1663.64 | 1714.37 |
| | 78"(1981mm) | SYSN-2678-LA | 977.19 | 1033.26 | 1750.78 | 1806.85 |
| | 84"(2134mm) | SYSN-2684-LA | 1009.83 | 1071.24 | 1837.92 | 1899.33 |
| | 90"(2286mm) | SYSN-2690-LA | 1042.47 | 1109.22 | 1925.06 | 1991.81 |
| | 96"(2438mm) | SYSN-2696-LA | 1075.11 | 1147.20 | 2012.20 | 2084.29 |
| | 102"(2591mm) | SYSN-26A2-LA | 1107.75 | 1185.18 | 2099.34 | 2176.77 |
| 108"(2743mm) | SYSN-26A8-LA | 1140.39 | 1223.16 | 2186.48 | 2269.25 | |
| 114"(2896mm) | SYSN-26B4-LA | 1173.03 | 1261.14 | 2273.62 | 2361.73 | |
| 120"(3048mm) | SYSN-26C0-LA | 1205.67 | 1299.12 | 2360.76 | 2454.21 | |
| 27"(686mm) | 18"(457mm) | SYSN-2718-LA | \$ 405.97 | \$ 409.91 | \$ 634.56 | \$ 638.50 |
| | 24"(610mm) | SYSN-2724-LA | 438.61 | 447.89 | 721.70 | 730.98 |
| | 30"(762mm) | SYSN-2730-LA | 471.25 | 485.87 | 808.84 | 823.46 |
| | 36"(914mm) | SYSN-2736-LA | 659.33 | 679.29 | 1051.42 | 1071.38 |
| | 42"(1067mm) | SYSN-2742-LA | 789.12 | 814.42 | 1235.71 | 1261.01 |
| | 48"(1219mm) | SYSN-2748-LA | 821.76 | 852.40 | 1322.85 | 1353.49 |
| | 54"(1372mm) | SYSN-2754-LA | 854.40 | 890.38 | 1409.99 | 1445.97 |
| | 60"(1524mm) | SYSN-2760-LA | 887.04 | 928.36 | 1497.13 | 1538.45 |
| | 66"(1676mm) | SYSN-2766-LA | 919.68 | 966.34 | 1584.27 | 1630.93 |
| | 72"(1829mm) | SYSN-2772-LA | 952.32 | 1004.32 | 1671.41 | 1723.41 |
| | 78"(1981mm) | SYSN-2778-LA | 984.96 | 1042.30 | 1758.55 | 1815.89 |
| | 84"(2134mm) | SYSN-2784-LA | 1017.60 | 1080.28 | 1845.69 | 1908.37 |
| | 90"(2286mm) | SYSN-2790-LA | 1050.24 | 1118.26 | 1932.83 | 2000.85 |
| | 96"(2438mm) | SYSN-2796-LA | 1082.88 | 1156.24 | 2019.97 | 2093.33 |
| | 102"(2591mm) | SYSN-27A2-LA | 1115.52 | 1194.22 | 2107.11 | 2185.81 |
| 108"(2743mm) | SYSN-27A8-LA | 1148.16 | 1232.20 | 2194.25 | 2278.29 | |
| 114"(2896mm) | SYSN-27B4-LA | 1180.80 | 1270.18 | 2281.39 | 2370.77 | |
| 120"(3048mm) | SYSN-27C0-LA | 1213.44 | 1308.16 | 2368.53 | 2463.25 | |
| 34"(864mm) | 18"(457mm) | SYSN-3418-L | \$ 460.36 | \$ 473.19 | \$ 688.95 | \$ 701.78 |
| | 24"(610mm) | SYSN-3424-L | 493.00 | 511.17 | 776.09 | 794.26 |
| | 30"(762mm) | SYSN-3430-L | 525.64 | 549.15 | 863.23 | 886.74 |
| | 36"(914mm) | SYSN-3436-L | 713.72 | 742.57 | 1105.81 | 1134.66 |
| | 42"(1067mm) | SYSN-3442-L | 843.51 | 877.70 | 1290.10 | 1324.29 |
| | 48"(1219mm) | SYSN-3448-L | 876.15 | 915.68 | 1377.24 | 1416.77 |
| | 54"(1372mm) | SYSN-3454-L | 908.79 | 953.66 | 1464.38 | 1509.25 |
| | 60"(1524mm) | SYSN-3460-L | 941.43 | 991.64 | 1551.52 | 1601.73 |
| | 66"(1676mm) | SYSN-3466-L | 974.07 | 1029.62 | 1638.66 | 1694.21 |
| | 72"(1829mm) | SYSN-3472-L | 1006.71 | 1067.60 | 1725.80 | 1786.69 |
| | 78"(1981mm) | SYSN-3478-L | 1039.35 | 1105.58 | 1812.94 | 1879.17 |
| | 84"(2134mm) | SYSN-3484-L | 1071.99 | 1143.56 | 1900.08 | 1971.65 |
| | 90"(2286mm) | SYSN-3490-L | 1104.63 | 1181.54 | 1987.22 | 2064.13 |
| | 96"(2438mm) | SYSN-3496-L | 1137.27 | 1219.52 | 2074.36 | 2156.61 |
| | 102"(2591mm) | SYSN-34A2-L | 1169.91 | 1257.50 | 2161.50 | 2249.09 |
| 108"(2743mm) | SYSN-34A8-L | 1202.55 | 1295.48 | 2248.64 | 2341.57 | |
| 114"(2896mm) | SYSN-34B4-L | 1235.19 | 1333.46 | 2335.78 | 2434.05 | |
| 120"(3048mm) | SYSN-34C0-L | 1267.83 | 1371.44 | 2422.92 | 2526.53 | |

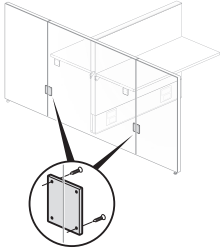
Gallery Panel to Gallery Panel End Attachment S (Straight In-Line Add-On)

| Nominal Height | Nominal Width | Number ①②③ | No Glass | | Glass Ready | |
|---|---------------|-------------|-----------|-----------|-------------|-----------|
| | | | HPL A | HPL B | HPL A | HPL B |
| Gallery Panels 42"(1067mm)H-50"(1270mm)H | | | | | | |
| 42"(1067mm) | 18"(457mm) | SYSN-4218-L | \$ 522.52 | \$ 545.51 | \$ 751.11 | \$ 774.10 |
| | 24"(610mm) | SYSN-4224-L | 555.16 | 583.49 | 838.25 | 866.58 |
| | 30"(762mm) | SYSN-4230-L | 587.80 | 621.47 | 925.39 | 959.06 |
| | 36"(914mm) | SYSN-4236-L | 775.88 | 814.89 | 1167.97 | 1206.98 |
| | 42"(1067mm) | SYSN-4242-L | 905.67 | 950.02 | 1352.26 | 1396.61 |
| | 48"(1219mm) | SYSN-4248-L | 938.31 | 988.00 | 1439.40 | 1489.09 |
| | 54"(1372mm) | SYSN-4254-L | 970.95 | 1025.98 | 1526.54 | 1581.57 |
| | 60"(1524mm) | SYSN-4260-L | 1003.59 | 1063.96 | 1613.68 | 1674.05 |
| | 66"(1676mm) | SYSN-4266-L | 1036.23 | 1101.94 | 1700.82 | 1766.53 |
| | 72"(1829mm) | SYSN-4272-L | 1068.87 | 1139.92 | 1787.96 | 1859.01 |
| | 78"(1981mm) | SYSN-4278-L | 1101.51 | 1177.90 | 1875.10 | 1951.49 |
| | 84"(2134mm) | SYSN-4284-L | 1134.15 | 1215.88 | 1962.24 | 2043.97 |
| | 90"(2286mm) | SYSN-4290-L | 1166.79 | 1253.86 | 2049.38 | 2136.45 |
| | 96"(2438mm) | SYSN-4296-L | 1199.43 | 1291.84 | 2136.52 | 2228.93 |
| | 102"(2591mm) | SYSN-42A2-L | 1232.07 | 1329.82 | 2223.66 | 2321.41 |
| | 108"(2743mm) | SYSN-42A8-L | 1264.71 | 1367.80 | 2310.80 | 2413.89 |
| | 114"(2896mm) | SYSN-42B4-L | 1297.35 | 1405.78 | 2397.94 | 2506.37 |
| | 120"(3048mm) | SYSN-42C0-L | 1329.99 | 1443.76 | 2485.08 | 2598.85 |
| 50"(1270mm) | 18"(457mm) | SYSN-5018-L | \$ 584.68 | \$ 617.83 | \$ 813.27 | \$ 846.42 |
| | 24"(610mm) | SYSN-5024-L | 617.32 | 655.81 | 900.41 | 938.90 |
| | 30"(762mm) | SYSN-5030-L | 649.96 | 693.79 | 987.55 | 1031.38 |
| | 36"(914mm) | SYSN-5036-L | 838.04 | 887.21 | 1230.13 | 1279.30 |
| | 42"(1067mm) | SYSN-5042-L | 967.83 | 1022.34 | 1414.42 | 1468.93 |
| | 48"(1219mm) | SYSN-5048-L | 1000.47 | 1060.32 | 1501.56 | 1561.41 |
| | 54"(1372mm) | SYSN-5054-L | 1033.11 | 1098.30 | 1588.70 | 1653.89 |
| | 60"(1524mm) | SYSN-5060-L | 1065.75 | 1136.28 | 1675.84 | 1746.37 |
| | 66"(1676mm) | SYSN-5066-L | 1098.39 | 1174.26 | 1762.98 | 1838.85 |
| | 72"(1829mm) | SYSN-5072-L | 1131.03 | 1212.24 | 1850.12 | 1931.33 |
| | 78"(1981mm) | SYSN-5078-L | 1163.67 | 1250.22 | 1937.26 | 2023.81 |
| | 84"(2134mm) | SYSN-5084-L | 1196.31 | 1288.20 | 2024.40 | 2116.29 |
| | 90"(2286mm) | SYSN-5090-L | 1228.95 | 1326.18 | 2111.54 | 2208.77 |
| | 96"(2438mm) | SYSN-5096-L | 1261.59 | 1364.16 | 2198.68 | 2301.25 |
| | 102"(2591mm) | SYSN-50A2-L | 1294.23 | 1402.14 | 2285.82 | 2393.73 |
| | 108"(2743mm) | SYSN-50A8-L | 1326.87 | 1440.12 | 2372.96 | 2486.21 |
| | 114"(2896mm) | SYSN-50B4-L | 1359.51 | 1478.10 | 2460.10 | 2578.69 |
| | 120"(3048mm) | SYSN-50C0-L | 1392.15 | 1516.08 | 2547.24 | 2671.17 |
| Gallery Panels 58"(1473mm)H | | | | | | |
| 58"(1473mm) | 18"(457mm) | SYSN-5818-L | \$ 646.84 | \$ 690.15 | \$ 875.43 | \$ 918.74 |
| | 24"(610mm) | SYSN-5824-L | 679.48 | 728.13 | 962.57 | 1011.22 |
| | 30"(762mm) | SYSN-5830-L | 712.12 | 766.11 | 1049.71 | 1103.70 |
| | 36"(914mm) | SYSN-5836-L | 900.20 | 959.53 | 1292.29 | 1351.62 |
| | 42"(1067mm) | SYSN-5842-L | 1029.99 | 1094.66 | 1476.58 | 1541.25 |
| | 48"(1219mm) | SYSN-5848-L | 1062.63 | 1132.64 | 1563.72 | 1633.73 |
| | 54"(1372mm) | SYSN-5854-L | 1095.27 | 1170.62 | 1650.86 | 1726.21 |
| | 60"(1524mm) | SYSN-5860-L | 1127.91 | 1208.60 | 1738.00 | 1818.69 |
| | 66"(1676mm) | SYSN-5866-L | 1160.55 | 1246.58 | 1825.14 | 1911.17 |
| | 72"(1829mm) | SYSN-5872-L | 1193.19 | 1284.56 | 1912.28 | 2003.65 |
| | 78"(1981mm) | SYSN-5878-L | 1225.83 | 1322.54 | 1999.42 | 2096.13 |
| | 84"(2134mm) | SYSN-5884-L | 1258.47 | 1360.52 | 2086.56 | 2188.61 |
| | 90"(2286mm) | SYSN-5890-L | 1291.11 | 1398.50 | 2173.70 | 2281.09 |
| | 96"(2438mm) | SYSN-5896-L | 1323.75 | 1436.48 | 2260.84 | 2373.57 |
| | 102"(2591mm) | SYSN-58A2-L | 1356.39 | 1474.46 | 2347.98 | 2466.05 |
| | 108"(2743mm) | SYSN-58A8-L | 1389.03 | 1512.44 | 2435.12 | 2558.53 |
| | 114"(2896mm) | SYSN-58B4-L | 1421.67 | 1550.42 | 2522.26 | 2651.01 |
| | 120"(3048mm) | SYSN-58C0-L | 1454.31 | 1588.40 | 2609.40 | 2743.49 |

Gallery Panel Accessories

Brackets

Tie Plate



ZBBP-0000-PN
Class BC – Discount Group IX

Features

- Includes tie plate and attachment hardware.
- Tie plate is used to connect Gallery Panels inline.
- Standard in black.

Specification Tip

- Refer to Specification Guide for planning information.

To Order, Specify:

- 1) Product number.
(No finish specification required.)

| Depth | Width | Number | Price |
|------------|----------|--------------|---------|
| 3.5"(89mm) | 3"(76mm) | ZBBP-0000-PN | \$28.62 |

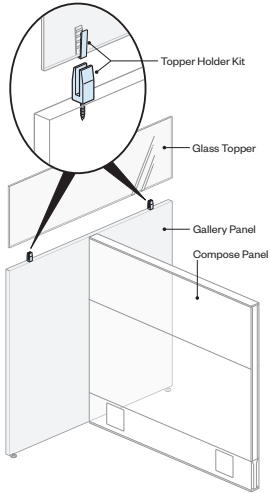
Gallery Panel Accessories

Glass Topper

| Nominal Height | Nominal Width | Number ① | Glass | |
|----------------|---------------|---------------|-----------|-----------|
| | | | A | C |
| 8"(203mm) | 18"(457mm) | VZSG-0818-1 4 | \$ 376.84 | \$ 395.95 |
| | 24"(610mm) | VZSG-0824-1 4 | 410.25 | 454.17 |
| | 30"(762mm) | VZSG-0830-1 4 | 443.66 | 512.39 |
| | 36"(914mm) | VZSG-0836-1 4 | 477.07 | 570.61 |
| | 42"(1067mm) | VZSG-0842-1 4 | 510.48 | 628.83 |
| | 48"(1219mm) | VZSG-0848-1 4 | 543.89 | 687.05 |
| | 54"(1372mm) | VZSG-0854-1 4 | 577.30 | 745.27 |
| | 60"(1524mm) | VZSG-0860-1 4 | 610.71 | 803.49 |
| | 66"(1676mm) | VZSG-0866-1 4 | 644.12 | 861.71 |
| | 72"(1829mm) | VZSG-0872-1 4 | 878.16 | 1120.56 |
| | 78"(1981mm) | VZSG-0878-1 4 | 986.49 | 1253.70 |
| | 84"(2134mm) | VZSG-0884-1 4 | 1019.90 | 1311.92 |
| | 90"(2286mm) | VZSG-0890-1 4 | 1053.31 | 1370.14 |
| | 96"(2438mm) | VZSG-0896-1 4 | 1086.72 | 1428.36 |
| | 102"(2591mm) | VZSG-08A2-1 4 | 1120.13 | 1486.58 |
| | 108"(2743mm) | VZSG-08A8-1 4 | 1153.54 | 1544.80 |
| 114"(2896mm) | VZSG-08B4-1 4 | 1186.95 | 1603.02 | |
| 120"(3048mm) | VZSG-08C0-1 4 | 1220.36 | 1661.24 | |
| 12"(305mm) | 18"(457mm) | VZSG-1218-1 4 | \$ 416.15 | \$ 473.47 |
| | 24"(610mm) | VZSG-1224-1 4 | 449.56 | 531.69 |
| | 30"(762mm) | VZSG-1230-1 4 | 482.97 | 589.91 |
| | 36"(914mm) | VZSG-1236-1 4 | 516.38 | 648.13 |
| | 42"(1067mm) | VZSG-1242-1 4 | 549.79 | 706.35 |
| | 48"(1219mm) | VZSG-1248-1 4 | 604.82 | 786.19 |
| | 54"(1372mm) | VZSG-1254-1 4 | 638.23 | 844.41 |
| | 60"(1524mm) | VZSG-1260-1 4 | 671.64 | 902.63 |
| | 66"(1676mm) | VZSG-1266-1 4 | 705.05 | 960.85 |
| | 72"(1829mm) | VZSG-1272-1 4 | 939.09 | 1219.70 |
| | 78"(1981mm) | VZSG-1278-1 4 | 1047.42 | 1352.84 |
| | 84"(2134mm) | VZSG-1284-1 4 | 1080.83 | 1411.06 |
| | 90"(2286mm) | VZSG-1290-1 4 | 1114.24 | 1469.28 |
| | 96"(2438mm) | VZSG-1296-1 4 | 1147.65 | 1527.50 |
| | 102"(2591mm) | VZSG-12A2-1 4 | 1181.06 | 1585.72 |
| | 108"(2743mm) | VZSG-12A8-1 4 | 1214.47 | 1643.94 |
| 114"(2896mm) | VZSG-12B4-1 4 | 1247.88 | 1702.16 | |
| 120"(3048mm) | VZSG-12C0-1 4 | 1281.29 | 1760.38 | |
| 16"(406mm) | 18"(457mm) | VZSG-1618-1 4 | \$ 455.46 | \$ 550.99 |
| | 24"(610mm) | VZSG-1624-1 4 | 488.87 | 609.21 |
| | 30"(762mm) | VZSG-1630-1 4 | 522.28 | 667.43 |
| | 36"(914mm) | VZSG-1636-1 4 | 555.69 | 725.65 |
| | 42"(1067mm) | VZSG-1642-1 4 | 589.10 | 783.87 |
| | 48"(1219mm) | VZSG-1648-1 4 | 701.12 | 920.70 |
| | 54"(1372mm) | VZSG-1654-1 4 | 734.53 | 978.92 |
| | 60"(1524mm) | VZSG-1660-1 4 | 767.94 | 1037.14 |
| | 66"(1676mm) | VZSG-1666-1 4 | 801.35 | 1095.36 |
| | 72"(1829mm) | VZSG-1672-1 4 | 1035.39 | 1354.21 |
| | 78"(1981mm) | VZSG-1678-1 4 | 1143.72 | 1487.35 |
| | 84"(2134mm) | VZSG-1684-1 4 | 1177.13 | 1545.57 |
| | 90"(2286mm) | VZSG-1690-1 4 | 1210.54 | 1603.79 |
| | 96"(2438mm) | VZSG-1696-1 4 | 1243.95 | 1662.01 |
| | 102"(2591mm) | VZSG-16A2-1 4 | 1277.36 | 1720.23 |
| | 108"(2743mm) | VZSG-16A8-1 4 | 1310.77 | 1778.45 |
| 114"(2896mm) | VZSG-16B4-1 4 | 1344.18 | 1836.67 | |
| 120"(3048mm) | VZSG-16C0-1 4 | 1377.59 | 1894.89 | |

Gallery Panel Accessories

Topper Holder Kit



Features

- Includes brackets and attachment hardware for attaching one piece of glass to the top of a Gallery Panel.
- Field assembly to Gallery Panel.

Specification Tips

- For use with Gallery Panel. Separately specify 0.25”(6mm) thick Glass Topper or other field supplied glass.
- Topper Holder Kit and separately specified Glass Topper support centered or off-modular mounting on a Gallery Panel. Order one kit per Gallery Panel. Glass may span two or more Gallery Panels or be smaller than the mounting Gallery Panel.
- Not for use with “Glass Ready” Gallery Panel option.
- Refer to the Specification Guide for Topper Holder Kit and Glass Topper application guidelines.

To Order, Specify:

- 1) Product number.
- 2) Trim color.

ZYST
Class BC – Discount Group IX

| Description | Quantity of Clips | Number | Trim | |
|-------------------------------------|-------------------|----------|----------|----------|
| | | | A | B |
| For Glass 72”(1829mm)W or less | 2 | VZST-2-4 | \$ 91.35 | \$ 96.35 |
| For Glass greater than 72”(1829mm)W | 3 | VZST-3-4 | 137.03 | 142.03 |

Gallery Panel Accessories

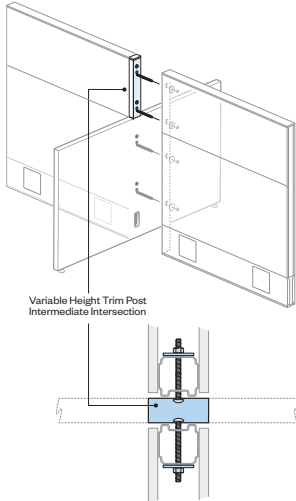
Insert Glass

| Nominal Height | Nominal Width | Number ① ② | Glass | | |
|----------------|---------------|--------------|-----------|------------|------------|
| | | | A | C | D |
| 8"(203mm) | 18"(457mm) | SYGG-0818- 4 | \$ 465.73 | \$ 848.54 | \$ 1304.27 |
| | 24"(610mm) | SYGG-0824- 4 | 498.99 | 909.74 | 1398.71 |
| | 30"(762mm) | SYGG-0830- 4 | 532.25 | 970.94 | 1493.15 |
| | 36"(914mm) | SYGG-0836- 4 | 565.51 | 1032.14 | 1587.59 |
| | 42"(1067mm) | SYGG-0842- 4 | 598.77 | 1093.34 | 1682.03 |
| | 48"(1219mm) | SYGG-0848- 4 | 632.03 | 1154.54 | 1776.47 |
| | 54"(1372mm) | SYGG-0854- 4 | 665.29 | 1215.74 | 1870.91 |
| | 60"(1524mm) | SYGG-0860- 4 | 698.55 | 1276.94 | 1965.35 |
| | 66"(1676mm) | SYGG-0866- 4 | 731.81 | 1338.14 | 2059.79 |
| | 72"(1829mm) | SYGG-0872- 4 | 765.07 | 1399.34 | 2154.23 |
| | 78"(1981mm) | SYGG-0878- 4 | 798.33 | 1460.54 | 2248.67 |
| | 84"(2134mm) | SYGG-0884- 4 | 831.59 | 1521.74 | 2343.11 |
| | 90"(2286mm) | SYGG-0890- 4 | 864.85 | 1582.94 | 2437.55 |
| | 96"(2438mm) | SYGG-0896- 4 | 898.11 | 1644.14 | 2531.99 |
| | 102"(2591mm) | SYGG-08A2- 4 | 931.37 | 1705.34 | 2626.43 |
| | 108"(2743mm) | SYGG-08A8- 4 | 964.63 | 1766.54 | 2720.87 |
| 114"(2896mm) | SYGG-08B4- 4 | 997.89 | 1827.74 | 2815.31 | |
| 120"(3048mm) | SYGG-08C0- 4 | 1031.15 | 1888.94 | 2909.75 | |
| 12"(305mm) | 18"(457mm) | SYGG-1218- 4 | \$ 515.62 | \$ 940.34 | \$ 1445.93 |
| | 24"(610mm) | SYGG-1224- 4 | 565.51 | 1032.14 | 1587.59 |
| | 30"(762mm) | SYGG-1230- 4 | 615.40 | 1123.94 | 1729.25 |
| | 36"(914mm) | SYGG-1236- 4 | 665.29 | 1215.74 | 1870.91 |
| | 42"(1067mm) | SYGG-1242- 4 | 715.18 | 1307.54 | 2012.57 |
| | 48"(1219mm) | SYGG-1248- 4 | 765.07 | 1399.34 | 2154.23 |
| | 54"(1372mm) | SYGG-1254- 4 | 814.96 | 1491.14 | 2295.89 |
| | 60"(1524mm) | SYGG-1260- 4 | 864.85 | 1582.94 | 2437.55 |
| | 66"(1676mm) | SYGG-1266- 4 | 914.74 | 1674.74 | 2579.21 |
| | 72"(1829mm) | SYGG-1272- 4 | 964.63 | 1766.54 | 2720.87 |
| | 78"(1981mm) | SYGG-1278- 4 | 1014.52 | 1858.34 | 2862.53 |
| | 84"(2134mm) | SYGG-1284- 4 | 1064.41 | 1950.14 | 3004.19 |
| | 90"(2286mm) | SYGG-1290- 4 | 1114.30 | 2041.94 | 3145.85 |
| | 96"(2438mm) | SYGG-1296- 4 | 1164.19 | 2133.74 | 3287.51 |
| | 102"(2591mm) | SYGG-12A2- 4 | 1214.08 | 2225.54 | 3429.17 |
| | 108"(2743mm) | SYGG-12A8- 4 | 1263.97 | 2317.34 | 3570.83 |
| 114"(2896mm) | SYGG-12B4- 4 | 1313.86 | 2409.14 | 3712.49 | |
| 120"(3048mm) | SYGG-12C0- 4 | 1363.75 | 2500.94 | 3854.15 | |
| 16"(406mm) | 18"(457mm) | SYGG-1618- 4 | \$ 565.51 | \$ 1032.14 | \$ 1587.59 |
| | 24"(610mm) | SYGG-1624- 4 | 632.03 | 1154.54 | 1776.47 |
| | 30"(762mm) | SYGG-1630- 4 | 698.55 | 1276.94 | 1965.35 |
| | 36"(914mm) | SYGG-1636- 4 | 765.07 | 1399.34 | 2154.23 |
| | 42"(1067mm) | SYGG-1642- 4 | 831.59 | 1521.74 | 2343.11 |
| | 48"(1219mm) | SYGG-1648- 4 | 898.11 | 1644.14 | 2531.99 |
| | 54"(1372mm) | SYGG-1654- 4 | 964.63 | 1766.54 | 2720.87 |
| | 60"(1524mm) | SYGG-1660- 4 | 1031.15 | 1888.94 | 2909.75 |
| | 66"(1676mm) | SYGG-1666- 4 | 1097.67 | 2011.34 | 3098.63 |
| | 72"(1829mm) | SYGG-1672- 4 | 1164.19 | 2133.74 | 3287.51 |
| | 78"(1981mm) | SYGG-1678- 4 | 1230.71 | 2256.14 | 3476.39 |
| | 84"(2134mm) | SYGG-1684- 4 | 1297.23 | 2378.54 | 3665.27 |
| | 90"(2286mm) | SYGG-1690- 4 | 1363.75 | 2500.94 | 3854.15 |
| | 96"(2438mm) | SYGG-1696- 4 | 1430.27 | 2623.34 | 4043.03 |
| | 102"(2591mm) | SYGG-16A2- 4 | 1496.79 | 2745.74 | 4231.91 |
| | 108"(2743mm) | SYGG-16A8- 4 | 1563.31 | 2868.14 | 4420.79 |
| 114"(2896mm) | SYGG-16B4- 4 | 1629.83 | 2990.54 | 4609.67 | |
| 120"(3048mm) | SYGG-16C0- 4 | 1696.35 | 3112.94 | 4798.55 | |

Gallery Panel Accessories

Trim Post

Variable Height — Intermediate Intersection



SYPX
Class BC – Discount Group IX

Feature

- Variable height post with steel or aluminum top cap and attachment hardware.

Specification Tips

- For use between two Compose panels of the same height and a shorter intermediate Gallery Panel application.
- Not for use with Compose Glass Panels.
- Trim Post height is the difference between Compose panel and Gallery Panel(s).
- Mixing Steel top trim with Aluminum top trim is not recommended.
- Refer to Specification Guide for Planning with Gallery Panel Variable Height Trim Posts.

To Order, Specify:

- 1) Product number, including:

1 Top Cap Options

- H** Steel
- A** Aluminum

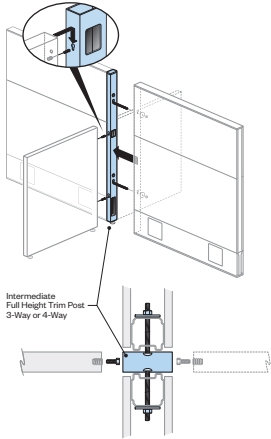
- 2) Trim color for post.
- 3) Trim color for top cap.

| Height | Number ① | Steel (H) Trim | | Aluminum (A) Trim | |
|----------------------------------|---------------|-------------------|-----------|----------------------|-----------|
| | | A | B | A | B |
| Intermediate Intersection | | | | | |
| 8"(203mm) | SYPX-0800-■ V | \$ 219.60 | \$ 227.61 | \$ 267.47 | \$ 275.48 |
| 16"(406mm) | SYPX-1600-■ V | 309.09 | 320.10 | 356.96 | 367.97 |
| 24"(610mm) | SYPX-2400-■ V | 398.59 | 412.60 | 446.46 | 460.47 |
| 32"(813mm) | SYPX-3200-■ V | 488.08 | 505.08 | 535.95 | 552.95 |

Gallery Panel Accessories

Trim Post

3-Way or 4-Way — Intermediate Full Height



SYPT
Class BC – Discount Group IX

Feature

- Includes steel or aluminum variable height (Proud) post, cap and attachment hardware.

Specification Tips

- For intermediate use between two Compose panel frames of the same height.
- Not for use with Compose Glass Panels.
- Full Height Trim Post attaches to one (3-way) or two (4-way) Gallery Panel(s) on the End(s).
- Trim Post must match height of connecting Compose panel frames:
 - Select connection height to match attaching Gallery Panel height.
 - In 4-way conditions both Gallery Panels must be the same height.
 - Refer to the Specification Guide for Full Height Trim Post and End mounting application guidelines.
- Select top cap option to match trim on surrounding Compose panels.
- Gallery Panel may not be taller than the Intermediate Full Height Trim Post.
- Base power applications require separately specified Flexible Power Connector - Panel-to-Panel, Work-height (VZEF-OBOP-_)

To Order, Specify:

- 1) Product number, including:

1 Trim Option

- H** Steel
- A** Aluminum

- 2) Trim color for post.
- 3) Trim color for top cap.

| Post Height | Gallery Panel Connection Height | Number ① | Steel (H) Trim | | Aluminum (A) Trim | |
|--|---------------------------------|--------------|----------------|------------|-------------------|------------|
| | | | A | B | A | B |
| Intermediate 3-Way Intersection | | | | | | |
| 34"(864mm) | 26"(660mm) | SYPT-3426- C | \$ 560.56 | \$ 578.32 | \$ 608.43 | \$ 626.19 |
| | 34"(864mm) | SYPT-3434- C | 560.56 | 578.32 | 608.43 | 626.19 |
| 42"(1067mm) | 26"(660mm) | SYPT-4226- C | \$ 650.05 | \$ 670.80 | \$ 697.92 | \$ 718.67 |
| | 34"(864mm) | SYPT-4234- C | 650.05 | 670.80 | 697.92 | 718.67 |
| | 42"(1067mm) | SYPT-4242- C | 650.05 | 670.80 | 697.92 | 718.67 |
| | | | | | | |
| 50"(1270mm) | 26"(660mm) | SYPT-5026- C | \$ 739.55 | \$ 763.30 | \$ 787.42 | \$ 811.17 |
| | 34"(864mm) | SYPT-5034- C | 739.55 | 763.30 | 787.42 | 811.17 |
| | 42"(1067mm) | SYPT-5042- C | 739.55 | 763.30 | 787.42 | 811.17 |
| | 50"(1270mm) | SYPT-5050- C | 739.55 | 763.30 | 787.42 | 811.17 |
| 58"(1473mm) | 26"(660mm) | SYPT-5826- C | \$ 829.48 | \$ 856.24 | \$ 877.35 | \$ 904.11 |
| | 34"(864mm) | SYPT-5834- C | 829.48 | 856.24 | 877.35 | 904.11 |
| | 42"(1067mm) | SYPT-5842- C | 829.48 | 856.24 | 877.35 | 904.11 |
| | 50"(1270mm) | SYPT-5850- C | 829.48 | 856.24 | 877.35 | 904.11 |
| | 58"(1473mm) | SYPT-5858- C | 829.48 | 856.24 | 877.35 | 904.11 |
| | | | | | | |
| 66"(1676mm) | 26"(660mm) | SYPT-6626- C | \$ 918.97 | \$ 948.73 | \$ 966.84 | \$ 996.60 |
| | 34"(864mm) | SYPT-6634- C | 918.97 | 948.73 | 966.84 | 996.60 |
| | 42"(1067mm) | SYPT-6642- C | 918.97 | 948.73 | 966.84 | 996.60 |
| | 50"(1270mm) | SYPT-6650- C | 918.97 | 948.73 | 966.84 | 996.60 |
| | 58"(1473mm) | SYPT-6658- C | 918.97 | 948.73 | 966.84 | 996.60 |
| | | | | | | |
| 74"(1880mm) | 26"(660mm) | SYPT-7426- C | \$1008.46 | \$ 1041.22 | \$1056.33 | \$1089.09 |
| | 34"(864mm) | SYPT-7434- C | 1008.46 | 1041.22 | 1056.33 | 1089.09 |
| | 42"(1067mm) | SYPT-7442- C | 1008.46 | 1041.22 | 1056.33 | 1089.09 |
| | 50"(1270mm) | SYPT-7450- C | 1008.46 | 1041.22 | 1056.33 | 1089.09 |
| | 58"(1473mm) | SYPT-7458- C | 1008.46 | 1041.22 | 1056.33 | 1089.09 |
| | | | | | | |
| 82"(2083mm) | 26"(660mm) | SYPT-8226- C | \$ 1097.95 | \$ 1133.70 | \$ 1145.82 | \$ 1181.57 |
| | 34"(864mm) | SYPT-8234- C | 1097.95 | 1133.70 | 1145.82 | 1181.57 |
| | 42"(1067mm) | SYPT-8242- C | 1097.95 | 1133.70 | 1145.82 | 1181.57 |
| | 50"(1270mm) | SYPT-8250- C | 1097.95 | 1133.70 | 1145.82 | 1181.57 |
| | 58"(1473mm) | SYPT-8258- C | 1097.95 | 1133.70 | 1145.82 | 1181.57 |
| | | | | | | |
| 90"(2286mm) | 26"(660mm) | SYPT-9026- C | \$ 1187.45 | \$1226.20 | \$1235.32 | \$ 1274.07 |
| | 34"(864mm) | SYPT-9034- C | 1187.45 | 1226.20 | 1235.32 | 1274.07 |
| | 42"(1067mm) | SYPT-9042- C | 1187.45 | 1226.20 | 1235.32 | 1274.07 |
| | 50"(1270mm) | SYPT-9050- C | 1187.45 | 1226.20 | 1235.32 | 1274.07 |
| | 58"(1473mm) | SYPT-9058- C | 1187.45 | 1226.20 | 1235.32 | 1274.07 |

Gallery Panel Accessories

Trim Post

| Post Height | Gallery Panel Post Height | Number ① | Steel (H) Trim | | Aluminum (A) Trim | |
|--|---------------------------|--------------|----------------|------------|-------------------|------------|
| | | | A | B | A | B |
| Intermediate 4-Way Intersection | | | | | | |
| 34"(864mm) | 26"(660mm) | SYPX-3426- C | \$ 560.56 | \$ 578.32 | \$ 608.43 | \$ 626.19 |
| | 34"(864mm) | SYPX-3434- C | 560.56 | 578.32 | 608.43 | 626.19 |
| 42"(1067mm) | 26"(660mm) | SYPX-4226- C | \$ 650.05 | \$ 670.80 | \$ 697.92 | \$ 718.67 |
| | 34"(864mm) | SYPX-4234- C | 650.05 | 670.80 | 697.92 | 718.67 |
| | 42"(1067mm) | SYPX-4242- C | 650.05 | 670.80 | 697.92 | 718.67 |
| 50"(1270mm) | 26"(660mm) | SYPX-5026- C | \$ 739.55 | \$ 763.30 | \$ 787.42 | \$ 811.17 |
| | 34"(864mm) | SYPX-5034- C | 739.55 | 763.30 | 787.42 | 811.17 |
| | 42"(1067mm) | SYPX-5042- C | 739.55 | 763.30 | 787.42 | 811.17 |
| | 50"(1270mm) | SYPX-5050- C | 739.55 | 763.30 | 787.42 | 811.17 |
| 58"(1473mm) | 26"(660mm) | SYPX-5826- C | \$ 829.48 | \$ 856.24 | \$ 877.35 | \$ 904.11 |
| | 34"(864mm) | SYPX-5834- C | 829.48 | 856.24 | 877.35 | 904.11 |
| | 42"(1067mm) | SYPX-5842- C | 829.48 | 856.24 | 877.35 | 904.11 |
| | 50"(1270mm) | SYPX-5850- C | 829.48 | 856.24 | 877.35 | 904.11 |
| | 58"(1473mm) | SYPX-5858- C | 829.48 | 856.24 | 877.35 | 904.11 |
| 66"(1676mm) | 26"(660mm) | SYPX-6626- C | \$ 918.97 | \$ 948.73 | \$ 966.84 | \$ 996.60 |
| | 34"(864mm) | SYPX-6634- C | 918.97 | 948.73 | 966.84 | 996.60 |
| | 42"(1067mm) | SYPX-6642- C | 918.97 | 948.73 | 966.84 | 996.60 |
| | 50"(1270mm) | SYPX-6650- C | 918.97 | 948.73 | 966.84 | 996.60 |
| | 58"(1473mm) | SYPX-6666- C | 918.97 | 948.73 | 966.84 | 996.60 |
| 74"(1880mm) | 26"(660mm) | SYPX-7426- C | \$1008.46 | \$ 1041.22 | \$1056.33 | \$1089.09 |
| | 34"(864mm) | SYPX-7434- C | 1008.46 | 1041.22 | 1056.33 | 1089.09 |
| | 42"(1067mm) | SYPX-7442- C | 1008.46 | 1041.22 | 1056.33 | 1089.09 |
| | 50"(1270mm) | SYPX-7450- C | 1008.46 | 1041.22 | 1056.33 | 1089.09 |
| | 58"(1473mm) | SYPX-7474- C | 1008.46 | 1041.22 | 1056.33 | 1089.09 |
| 82"(2083mm) | 26"(660mm) | SYPX-8226- C | \$ 1097.95 | \$ 1133.70 | \$ 1145.82 | \$ 1181.57 |
| | 34"(864mm) | SYPX-8234- C | 1097.95 | 1133.70 | 1145.82 | 1181.57 |
| | 42"(1067mm) | SYPX-8242- C | 1097.95 | 1133.70 | 1145.82 | 1181.57 |
| | 50"(1270mm) | SYPX-8250- C | 1097.95 | 1133.70 | 1145.82 | 1181.57 |
| | 58"(1473mm) | SYPX-8282- C | 1097.95 | 1133.70 | 1145.82 | 1181.57 |
| 90"(2286mm) | 26"(660mm) | SYPX-9026- C | \$ 1187.45 | \$1226.20 | \$ 1235.32 | \$ 1274.07 |
| | 34"(864mm) | SYPX-9034- C | 1187.45 | 1226.20 | 1235.32 | 1274.07 |
| | 42"(1067mm) | SYPX-9042- C | 1187.45 | 1226.20 | 1235.32 | 1274.07 |
| | 50"(1270mm) | SYPX-9050- C | 1187.45 | 1226.20 | 1235.32 | 1274.07 |
| | 58"(1473mm) | SYPX-9058- C | 1187.45 | 1226.20 | 1235.32 | 1274.07 |

This page intentionally left blank.

Adaptable Worksurfaces — Rectangular

General Specifications



WURA
Rectangular



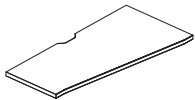
WURT-N43
WURT-N34
Rectangular Transition



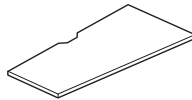
WURS
Rectangular Swell



WURW
Rectangular Inverse Swell



WURE-N34
WURE-N43
Wedge



WURG-N34
WURG-N43
Sharp Wedge



WURR
Rectangular Radius End

Common Features

- Includes work surface and tie plate.
- Available in high-pressure laminate (HPL) or wood veneer.
- Laminate edge option:
 - (J) 3mm edgeband on user side with 1mm edgeband on sides and back.
 - (F) Knife edge on user side and 1mm edgeband on sides and back.
- Wood veneer edge option:
 - (K) 3mm edgeband on user side with 1mm edgeband on sides and back.
 - (U) Knife edge on user side and 1mm edgeband on sides and back.
- Worksurfaces predrilled to accept most support options. 36"(914mm)W and above are predrilled for pedestals.
- Optional wireway:
 - 24"(610mm)W-60"(1524mm)W worksurfaces have one wireway centered on back edge.
 - Worksurfaces wider than 60"(1524mm) have two wireways on back edge.
 - Wireway will be color-matched to solid side/back edge trim. Wood veneer or patterned/wood grain laminate will have a Charcoal wireway.
 - Refer to Specification Guide for wireway details.
- Optional Belong Hatch cutout:
 - Laminate tops only with one cutout.
 - Available on worksurfaces 30"(762mm)D and widths 42"(1067mm), 48"(1219mm), 51"(1295mm), 54"(1372mm) and 60"(1524mm).
 - Requires separately specified Belong Hatch.
 - Refer to Specification Guide for cutout details.
- **Installed worksurfaces without wireway will not allow clearance for power plug.**
- Depths and widths shown in nominal dimensions.

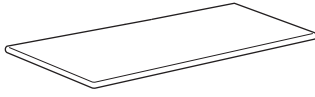
Specification Tips

- **Work surface support specific to product line and work surface edge guidelines; must be separately specified.**
- Knife edge requires use of work surface supports for that application; work surface support panel and/or side bracket for use with knife edge.
- Intermediate support is required for unsupported work surface span greater than 60"(1524mm).
- Not intended for use on Height Adjustable Tables.

Note: Separately specified work surface reinforcement bar provides additional support for worksurfaces with 60"(1524mm) spans that are heavily loaded and not otherwise supported by mid-span cantilevers, work surface support panels, columns, legs or attached lower storage.

Adaptable Worksurfaces — Rectangular

Rectangular



WURA
Class CA – Discount Group I

To Order, Specify:

1) Product number, including:

1 Surface Option:

- L** Laminate
- W** Wood

2 Edge Option:

Laminate:

- J** Edgeband
- F** Knife

Wood:

- K** Edgeband
- U** Knife

3 Wireway/Cutout Option:

- A** Notched
- C** Without
- H** Belong Hatch

2) Laminate color or Wood finish color.

3) Edge trim color (laminite only).

| Depth | Width | Number 1 2 3 | HPL Edgeband (J) | | | HPL Knife Edge (F) | | | Wood Edgeband (K) | | Wood Knife Edge (U) | |
|------------|--------------|--------------|------------------|-----------|-----------|--------------------|-----------|-----------|-------------------|-----------|---------------------|-----------|
| | | | A | B | E | A | B | E | A | B | A | B |
| 18"(457mm) | 24"(610mm) | WURA-1824- S | \$ 297.40 | \$ 320.74 | \$ 389.03 | \$ 493.45 | \$ 516.79 | \$ 585.08 | \$ 684.21 | \$ 725.84 | \$ 948.64 | \$ 990.27 |
| | 27"(686mm) | WURA-1827- S | 320.38 | 345.49 | 419.36 | 521.71 | 546.82 | 620.69 | 731.67 | 775.82 | 1005.48 | 1049.63 |
| | 30"(762mm) | WURA-1830- S | 344.20 | 371.08 | 450.63 | 553.45 | 580.33 | 659.78 | 779.13 | 825.80 | 1067.01 | 1113.68 |
| | 33"(838mm) | WURA-1833- S | 368.02 | 396.67 | 481.70 | 585.19 | 613.84 | 698.87 | 826.59 | 875.78 | 1128.54 | 1177.73 |
| | 36"(914mm) | WURA-1836- S | 391.84 | 422.26 | 512.87 | 616.93 | 647.35 | 737.96 | 874.05 | 925.76 | 1190.07 | 1241.78 |
| | 39"(991mm) | WURA-1839- S | 415.66 | 447.85 | 544.04 | 648.67 | 680.86 | 777.05 | 921.51 | 975.74 | 1251.60 | 1305.83 |
| | 42"(1067mm) | WURA-1842- S | 439.48 | 473.44 | 575.21 | 680.41 | 714.37 | 816.14 | 968.97 | 1025.72 | 1313.13 | 1369.88 |
| | 45"(1143mm) | WURA-1845- S | 463.30 | 499.03 | 606.38 | 712.15 | 747.88 | 855.23 | 1016.43 | 1075.70 | 1374.66 | 1433.93 |
| | 48"(1219mm) | WURA-1848- S | 540.42 | 577.92 | 690.85 | 797.19 | 834.69 | 947.62 | 1172.19 | 1233.98 | 1544.49 | 1606.28 |
| | 51"(1295mm) | WURA-1851- S | 564.24 | 603.51 | 722.02 | 828.93 | 868.20 | 986.71 | 1219.65 | 1283.96 | 1606.02 | 1670.33 |
| | 54"(1372mm) | WURA-1854- S | 588.06 | 629.10 | 753.19 | 860.67 | 901.71 | 1025.80 | 1267.11 | 1333.94 | 1667.55 | 1734.38 |
| | 57"(1448mm) | WURA-1857- S | 611.88 | 654.69 | 784.36 | 892.41 | 935.22 | 1064.89 | 1314.57 | 1383.92 | 1729.08 | 1798.43 |
| | 60"(1524mm) | WURA-1860- S | 635.70 | 680.28 | 815.63 | 924.15 | 968.73 | 1103.98 | 1362.03 | 1433.90 | 1790.61 | 1862.48 |
| | 63"(1600mm) | WURA-1863- S | 659.52 | 705.87 | 846.70 | 955.89 | 1002.24 | 1143.07 | 1409.49 | 1483.88 | 1852.14 | 1926.53 |
| | 66"(1676mm) | WURA-1866- S | 683.34 | 731.46 | 877.87 | 987.63 | 1035.75 | 1182.16 | 1456.95 | 1533.86 | 1913.67 | 1990.58 |
| | 69"(1753mm) | WURA-1869- S | 707.16 | 757.05 | 909.04 | 1019.37 | 1069.26 | 1221.25 | 1504.41 | 1583.84 | 1975.20 | 2054.63 |
| | 72"(1829mm) | WURA-1872- S | 730.98 | 782.64 | 940.21 | 1051.11 | 1102.77 | 1260.34 | 1551.87 | 1633.82 | 2036.73 | 2118.68 |
| | 75"(1905mm) | WURA-1875- S | 754.80 | 808.23 | 971.38 | 1082.85 | 1136.28 | 1299.43 | 1599.33 | 1683.80 | 2098.26 | 2182.73 |
| | 78"(1981mm) | WURA-1878- S | 778.62 | 833.82 | 1002.55 | 1114.59 | 1169.79 | 1338.52 | 1646.79 | 1733.78 | 2159.79 | 2246.78 |
| | 81"(2057mm) | WURA-1881- S | 802.44 | 859.41 | 1033.72 | 1146.33 | 1203.30 | 1377.61 | 1694.25 | 1783.76 | 2221.32 | 2310.83 |
| | 84"(2134mm) | WURA-1884- S | 826.26 | 885.00 | 1064.89 | 1178.07 | 1236.81 | 1416.70 | 1741.71 | 1833.74 | 2282.85 | 2374.88 |
| | 87"(2210mm) | WURA-1887- S | 850.08 | 910.59 | 1096.06 | 1209.81 | 1270.32 | 1455.79 | 1789.17 | 1883.72 | 2344.38 | 2438.93 |
| | 90"(2286mm) | WURA-1890- S | 873.90 | 936.18 | 1127.23 | 1241.55 | 1303.83 | 1494.88 | 1836.63 | 1933.70 | 2405.91 | 2502.98 |
| | 93"(2362mm) | WURA-1893- S | 897.72 | 961.77 | 1158.40 | 1273.29 | 1337.34 | 1533.97 | 1884.09 | 1983.68 | 2467.44 | 2567.03 |
| | 96"(2438mm) | WURA-1896- S | 921.54 | 987.36 | 1189.57 | 1305.03 | 1370.85 | 1573.06 | 1931.55 | 2033.66 | 2528.97 | 2631.08 |
| | 99"(2515mm) | WURA-1899- S | 945.36 | 1012.95 | 1220.74 | 1336.77 | 1404.36 | 1612.15 | 1979.01 | 2083.64 | 2590.50 | 2695.13 |
| | 102"(2591mm) | WURA-18A2- S | 969.18 | 1038.54 | 1251.91 | 1368.51 | 1437.87 | 1651.24 | 2026.47 | 2133.62 | 2652.03 | 2759.18 |
| | 105"(2667mm) | WURA-18A5- S | 993.00 | 1064.13 | 1283.08 | 1400.25 | 1471.38 | 1690.33 | 2073.93 | 2183.60 | 2713.56 | 2823.23 |
| | 108"(2743mm) | WURA-18A8- S | 1016.82 | 1089.72 | 1314.25 | 1431.99 | 1504.89 | 1729.42 | 2121.39 | 2233.58 | 2775.09 | 2887.28 |
| | 111"(2819mm) | WURA-18B1- S | 1040.64 | 1115.31 | 1345.42 | 1463.73 | 1538.40 | 1768.51 | 2168.85 | 2283.56 | 2836.62 | 2951.33 |
| | 114"(2896mm) | WURA-18B4- S | 1064.46 | 1140.90 | 1376.69 | 1495.47 | 1571.91 | 1807.60 | 2216.31 | 2333.54 | 2898.15 | 3015.38 |
| | 117"(2972mm) | WURA-18B7- S | 1088.28 | 1166.49 | 1407.76 | 1527.21 | 1605.42 | 1846.69 | 2263.77 | 2383.52 | 2959.68 | 3079.43 |
| | 120"(3048mm) | WURA-18C0- S | 1112.10 | 1192.08 | 1438.93 | 1558.95 | 1638.93 | 1885.78 | 2311.23 | 2433.50 | 3021.21 | 3143.48 |

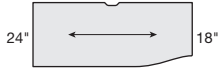
Adaptable Worksurfaces — Rectangular

Rectangular

| Depth | Width | Number ①②③ | HPL Edgeband (J) | | | HPL Knife Edge (F) | | | Wood Edgeband (K) | | Wood Knife Edge (U) | | |
|------------|--------------|------------|------------------|-----------|-----------|--------------------|-----------|-----------|-------------------|------------|---------------------|------------|------------|
| | | | A | B | E | A | B | E | A | B | A | B | |
| 24"(610mm) | 24"(610mm) | WURA-2424- | S | \$ 339.03 | \$ 362.37 | \$ 430.66 | \$ 543.27 | \$ 566.61 | \$ 634.90 | \$ 750.83 | \$ 792.46 | \$ 1040.01 | \$ 1081.64 |
| | 27"(686mm) | WURA-2427- | S | 364.41 | 389.52 | 463.39 | 573.93 | 599.04 | 672.91 | 803.24 | 847.39 | 1101.80 | 1145.95 |
| | 30"(762mm) | WURA-2430- | S | 390.63 | 417.51 | 496.96 | 608.07 | 634.95 | 714.40 | 855.65 | 902.32 | 1168.28 | 1214.95 |
| | 33"(838mm) | WURA-2433- | S | 416.85 | 445.50 | 530.53 | 642.21 | 670.86 | 755.89 | 908.06 | 957.25 | 1234.76 | 1283.95 |
| | 36"(914mm) | WURA-2436- | S | 443.07 | 473.49 | 564.10 | 676.35 | 706.77 | 797.38 | 960.47 | 1012.18 | 1301.24 | 1352.95 |
| | 39"(991mm) | WURA-2439- | S | 469.29 | 501.48 | 597.67 | 710.49 | 742.68 | 838.87 | 1012.88 | 1067.11 | 1367.72 | 1421.95 |
| | 42"(1067mm) | WURA-2442- | S | 495.51 | 529.47 | 631.24 | 744.63 | 778.59 | 880.36 | 1065.29 | 1122.04 | 1434.20 | 1490.95 |
| | 45"(1143mm) | WURA-2445- | S | 521.73 | 557.46 | 664.81 | 778.77 | 814.50 | 921.85 | 1117.70 | 1176.97 | 1500.68 | 1559.95 |
| | 48"(1219mm) | WURA-2448- | S | 601.25 | 638.75 | 751.68 | 866.21 | 903.71 | 1016.64 | 1278.41 | 1340.20 | 1675.46 | 1737.25 |
| | 51"(1295mm) | WURA-2451- | S | 627.47 | 666.74 | 785.25 | 900.35 | 939.62 | 1058.13 | 1330.82 | 1395.13 | 1741.94 | 1806.25 |
| | 54"(1372mm) | WURA-2454- | S | 653.69 | 694.73 | 818.82 | 934.49 | 975.53 | 1099.62 | 1383.23 | 1450.06 | 1808.42 | 1875.25 |
| | 57"(1448mm) | WURA-2457- | S | 679.91 | 722.72 | 852.39 | 968.63 | 1011.44 | 1141.11 | 1435.64 | 1504.99 | 1874.90 | 1944.25 |
| | 60"(1524mm) | WURA-2460- | S | 706.13 | 750.71 | 885.96 | 1002.77 | 1047.35 | 1182.60 | 1488.05 | 1559.92 | 1941.38 | 2013.25 |
| | 63"(1600mm) | WURA-2463- | S | 732.35 | 778.70 | 919.53 | 1036.91 | 1083.26 | 1224.09 | 1540.46 | 1614.85 | 2007.86 | 2082.25 |
| | 66"(1676mm) | WURA-2466- | S | 758.57 | 806.69 | 953.10 | 1071.05 | 1119.17 | 1265.58 | 1592.87 | 1669.78 | 2074.34 | 2151.25 |
| | 69"(1753mm) | WURA-2469- | S | 784.79 | 834.68 | 986.67 | 1105.19 | 1155.08 | 1307.07 | 1645.28 | 1724.71 | 2140.82 | 2220.25 |
| | 72"(1829mm) | WURA-2472- | S | 811.01 | 862.67 | 1020.24 | 1139.33 | 1190.99 | 1348.56 | 1697.69 | 1779.64 | 2207.30 | 2289.25 |
| | 75"(1905mm) | WURA-2475- | S | 837.23 | 890.66 | 1053.81 | 1173.47 | 1226.90 | 1390.05 | 1750.10 | 1834.57 | 2273.78 | 2358.25 |
| | 78"(1981mm) | WURA-2478- | S | 863.45 | 918.65 | 1087.38 | 1207.61 | 1262.81 | 1431.54 | 1802.51 | 1889.50 | 2340.26 | 2427.25 |
| | 81"(2057mm) | WURA-2481- | S | 889.67 | 946.64 | 1120.95 | 1241.75 | 1298.72 | 1473.03 | 1854.92 | 1944.43 | 2406.74 | 2496.25 |
| | 84"(2134mm) | WURA-2484- | S | 915.89 | 974.63 | 1154.52 | 1275.89 | 1334.63 | 1514.52 | 1907.33 | 1999.36 | 2473.22 | 2565.25 |
| | 87"(2210mm) | WURA-2487- | S | 942.11 | 1002.62 | 1188.09 | 1310.03 | 1370.54 | 1556.01 | 1959.74 | 2054.29 | 2539.70 | 2634.25 |
| | 90"(2286mm) | WURA-2490- | S | 968.33 | 1030.61 | 1221.66 | 1344.17 | 1406.45 | 1597.50 | 2012.15 | 2109.22 | 2606.18 | 2703.25 |
| | 93"(2362mm) | WURA-2493- | S | 994.55 | 1058.60 | 1255.23 | 1378.31 | 1442.36 | 1638.99 | 2064.56 | 2164.15 | 2672.66 | 2772.25 |
| | 96"(2438mm) | WURA-2496- | S | 1020.77 | 1086.59 | 1288.80 | 1412.45 | 1478.27 | 1680.48 | 2116.97 | 2219.08 | 2739.14 | 2841.25 |
| | 99"(2515mm) | WURA-2499- | S | 1046.99 | 1114.58 | 1322.37 | 1446.59 | 1514.18 | 1721.97 | 2169.38 | 2274.01 | 2805.62 | 2910.25 |
| | 102"(2591mm) | WURA-24A2- | S | 1073.21 | 1142.57 | 1355.94 | 1480.73 | 1550.09 | 1763.46 | 2221.79 | 2328.94 | 2872.10 | 2979.25 |
| | 105"(2667mm) | WURA-24A5- | S | 1099.43 | 1170.56 | 1389.51 | 1514.87 | 1586.00 | 1804.95 | 2274.20 | 2383.87 | 2938.58 | 3048.25 |
| | 108"(2743mm) | WURA-24A8- | S | 1125.65 | 1198.55 | 1423.08 | 1549.01 | 1621.91 | 1846.44 | 2326.61 | 2438.80 | 3005.06 | 3117.25 |
| | 111"(2819mm) | WURA-24B1- | S | 1151.87 | 1226.54 | 1456.65 | 1583.15 | 1657.82 | 1887.93 | 2379.02 | 2493.73 | 3071.54 | 3186.25 |
| | 114"(2896mm) | WURA-24B4- | S | 1178.09 | 1254.53 | 1490.22 | 1617.29 | 1693.73 | 1929.42 | 2431.43 | 2548.66 | 3138.02 | 3255.25 |
| | 117"(2972mm) | WURA-24B7- | S | 1204.31 | 1282.52 | 1523.79 | 1651.43 | 1729.64 | 1970.91 | 2483.84 | 2603.59 | 3204.50 | 3324.25 |
| | 120"(3048mm) | WURA-24C0- | S | 1230.53 | 1310.51 | 1557.36 | 1685.57 | 1765.55 | 2012.40 | 2536.25 | 2658.52 | 3270.98 | 3393.25 |
| 30"(762mm) | 24"(610mm) | WURA-3024- | S | \$ 430.67 | \$ 454.01 | \$ 522.30 | \$ 692.54 | \$ 715.88 | \$ 784.17 | \$ 1099.91 | \$ 1141.54 | \$ 1479.79 | \$ 1521.42 |
| | 27"(686mm) | WURA-3027- | S | 458.57 | 483.68 | 557.55 | 725.72 | 750.83 | 824.70 | 1157.42 | 1201.57 | 1546.68 | 1590.83 |
| | 30"(762mm) | WURA-3030- | S | 487.31 | 514.19 | 593.64 | 762.38 | 789.26 | 868.71 | 1214.93 | 1261.60 | 1618.26 | 1664.93 |
| | 33"(838mm) | WURA-3033- | S | 516.05 | 544.70 | 629.73 | 799.04 | 827.69 | 912.72 | 1272.44 | 1321.63 | 1689.84 | 1739.03 |
| | 36"(914mm) | WURA-3036- | S | 544.79 | 575.21 | 665.82 | 835.70 | 866.12 | 956.73 | 1329.95 | 1381.66 | 1761.42 | 1813.13 |
| | 39"(991mm) | WURA-3039- | S | 573.53 | 605.72 | 701.91 | 872.36 | 904.55 | 1000.74 | 1387.46 | 1441.69 | 1833.00 | 1887.23 |
| | 42"(1067mm) | WURA-3042- | S | 602.27 | 636.23 | 738.00 | 909.02 | 942.98 | 1044.75 | 1444.97 | 1501.72 | 1904.58 | 1961.33 |
| | 45"(1143mm) | WURA-3045- | S | 631.01 | 666.74 | 774.09 | 945.68 | 981.41 | 1088.76 | 1502.48 | 1561.75 | 1976.16 | 2035.43 |
| | 48"(1219mm) | WURA-3048- | S | 713.05 | 750.55 | 863.48 | 1035.64 | 1073.14 | 1186.07 | 1668.29 | 1730.08 | 2156.04 | 2217.83 |
| | 51"(1295mm) | WURA-3051- | S | 741.79 | 781.06 | 899.57 | 1072.30 | 1111.57 | 1230.08 | 1725.80 | 1790.11 | 2227.62 | 2291.93 |
| | 54"(1372mm) | WURA-3054- | S | 770.53 | 811.57 | 935.66 | 1108.96 | 1150.00 | 1274.09 | 1783.31 | 1850.14 | 2299.20 | 2366.03 |
| | 57"(1448mm) | WURA-3057- | S | 799.27 | 842.08 | 971.75 | 1145.62 | 1188.43 | 1318.10 | 1840.82 | 1910.17 | 2370.78 | 2440.13 |
| | 60"(1524mm) | WURA-3060- | S | 828.01 | 872.59 | 1007.84 | 1182.28 | 1226.86 | 1362.11 | 1898.33 | 1970.20 | 2442.36 | 2514.23 |
| | 63"(1600mm) | WURA-3063- | S | 856.75 | 903.10 | 1043.93 | 1218.94 | 1265.29 | 1406.12 | 1955.84 | 2030.23 | 2513.94 | 2588.33 |
| | 66"(1676mm) | WURA-3066- | S | 885.49 | 933.61 | 1080.02 | 1255.60 | 1303.72 | 1450.13 | 2013.35 | 2090.26 | 2585.52 | 2662.43 |
| | 69"(1753mm) | WURA-3069- | S | 914.23 | 964.12 | 1116.11 | 1292.26 | 1342.15 | 1494.14 | 2070.86 | 2150.29 | 2657.10 | 2736.53 |
| | 72"(1829mm) | WURA-3072- | S | 942.97 | 994.63 | 1152.20 | 1328.92 | 1380.58 | 1538.15 | 2128.37 | 2210.32 | 2728.68 | 2810.63 |
| | 75"(1905mm) | WURA-3075- | S | 971.71 | 1025.14 | 1188.29 | 1365.58 | 1419.01 | 1582.16 | 2185.88 | 2270.35 | 2800.26 | 2884.73 |
| | 78"(1981mm) | WURA-3078- | S | 1000.45 | 1055.65 | 1224.38 | 1402.24 | 1457.44 | 1626.17 | 2243.39 | 2330.38 | 2871.84 | 2958.83 |
| | 81"(2057mm) | WURA-3081- | S | 1029.19 | 1086.16 | 1260.47 | 1438.90 | 1495.87 | 1670.18 | 2300.90 | 2390.41 | 2943.42 | 3032.93 |
| | 84"(2134mm) | WURA-3084- | S | 1057.93 | 1116.67 | 1296.56 | 1475.56 | 1534.30 | 1714.19 | 2358.41 | 2450.44 | 3015.00 | 3107.03 |
| | 87"(2210mm) | WURA-3087- | S | 1086.67 | 1147.18 | 1332.65 | 1512.22 | 1572.73 | 1758.20 | 2415.92 | 2510.47 | 3086.58 | 3181.13 |
| | 90"(2286mm) | WURA-3090- | S | 1115.41 | 1177.69 | 1368.74 | 1548.88 | 1611.16 | 1802.21 | 2473.43 | 2570.50 | 3158.16 | 3255.23 |
| | 93"(2362mm) | WURA-3093- | S | 1144.15 | 1208.20 | 1404.83 | 1585.54 | 1649.59 | 1846.22 | 2530.94 | 2630.53 | 3229.74 | 3329.33 |
| | 96"(2438mm) | WURA-3096- | S | 1172.89 | 1238.71 | 1440.92 | 1622.20 | 1688.02 | 1890.23 | 2588.45 | 2690.56 | 3301.32 | 3403.43 |
| | 99"(2515mm) | WURA-3099- | S | 1201.63 | 1269.22 | 1477.01 | 1658.86 | 1726.45 | 1934.24 | 2645.96 | 2750.59 | 3372.90 | 3477.53 |
| | 102"(2591mm) | WURA-30A2- | S | 1230.37 | 1299.73 | 1513.10 | 1695.52 | 1764.88 | 1978.25 | 2703.47 | 2810.62 | 3444.48 | 3551.63 |
| | 105"(2667mm) | WURA-30A5- | S | 1259.11 | 1330.24 | 1549.19 | 1732.18 | 1803.31 | 2022.26 | 2760.98 | 2870.65 | 3516.06 | 3625.73 |
| | 108"(2743mm) | WURA-30A8- | S | 1287.85 | 1360.75 | 1585.28 | 1768.84 | 1841.74 | 2066.27 | 2818.49 | 2930.68 | 3587.64 | 3699.83 |
| | 111"(2819mm) | WURA-30B1- | S | 1316.59 | 1391.26 | 1621.37 | 1805.50 | 1880.17 | 2110.28 | 2876.00 | 2990.71 | 3659.22 | 3773.93 |
| | 114"(2896mm) | WURA-30B4- | S | 1345.33 | 1421.77 | 1657.46 | 1842.16 | 1918.60 | 2154.29 | 2933.51 | 3050.74 | 3730.80 | 3848.03 |
| | 117"(2972mm) | WURA-30B7- | S | 1374.07 | 1452.28 | 1693.55 | 1878.82 | 1957.03 | 2198.30 | 2991.02 | 3107.77 | 3802.38 | 3922.13 |
| | 120"(3048mm) | WURA-30C0- | S | 1402.81 | 1482.79 | 1729.64 | 1915.48 | 1995.46 | 2242.31 | 3048.53 | 3170.80 | 3873.96 | 3996.23 |

Adaptable Worksurfaces — Rectangular

Rectangular Transition



WURT-N43



WURT-N34

Class CA - Discount Group I

Unique Specifications

- Worksurface less than 42"(1067mm)W suggested pedestal style is mobile.
- Worksurfaces greater than 42"(1067mm)W attached pedestal may be installed on deepest side.

To Order, Specify:

1) Product number, including:

1 Surface Option:

- L** Laminate
- W** Wood

2 Edge Option:

Laminate:

- J** Edgeband
- F** Knife

Wood:

- K** Edgeband
- U** Knife

3 Wireway Option:

- A** Notched
- C** Without

2) Laminate color or Wood finish color.

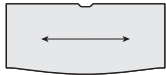
3) Edge trim color (laminite only).

| Left/Right Depth | Width | Number 1 2 3 | HPL Edgeband (J) | | | HPL Knife Edge (F) | | | Wood Edgeband (K) | | Wood Knife Edge (U) | | | |
|-----------------------|-------------|--------------|------------------|--------|-----------|--------------------|-----------|-----------|-------------------|-----------|---------------------|------------|------------|------------|
| | | | A | B | E | A | B | E | A | B | A | B | | |
| 18"(457mm)/24"(610mm) | 24"(610mm) | WURT-2424- | S | N34 | \$ 457.11 | \$490.57 | \$ 595.23 | \$ 707.41 | \$ 740.87 | \$ 845.53 | \$1032.69 | \$1082.94 | \$ 1386.31 | \$ 1436.56 |
| | 30"(762mm) | WURT-2430- | S | N34 | 515.55 | 553.03 | 671.37 | 783.97 | 821.45 | 939.79 | 1153.35 | 1209.72 | 1539.19 | 1595.56 |
| | 36"(914mm) | WURT-2436- | S | N34 | 573.99 | 615.49 | 747.51 | 860.53 | 902.03 | 1034.05 | 1274.01 | 1336.50 | 1692.07 | 1754.56 |
| | 42"(1067mm) | WURT-2442- | S | N34 | 632.43 | 677.95 | 823.65 | 937.09 | 982.61 | 1128.31 | 1394.67 | 1463.28 | 1844.95 | 1913.56 |
| | 48"(1219mm) | WURT-2448- | S | N34 | 690.87 | 740.41 | 899.79 | 1013.65 | 1063.19 | 1222.57 | 1515.33 | 1590.06 | 1997.83 | 2072.56 |
| | 54"(1372mm) | WURT-2454- | S | N34 | 749.31 | 802.87 | 975.93 | 1090.21 | 1143.77 | 1316.83 | 1635.99 | 1716.84 | 2150.71 | 2231.56 |
| 60"(1524mm) | WURT-2460- | S | N34 | 807.75 | 865.33 | 1052.07 | 1166.77 | 1224.35 | 1411.09 | 1756.65 | 1843.62 | 2303.59 | 2390.56 | |
| 24"(610mm)/18"(457mm) | 24"(610mm) | WURT-2424- | S | N43 | \$ 457.11 | \$490.57 | \$ 595.23 | \$ 707.41 | \$ 740.87 | \$ 845.53 | \$1032.69 | \$1082.94 | \$ 1386.31 | \$ 1436.56 |
| | 30"(762mm) | WURT-2430- | S | N43 | 515.55 | 553.03 | 671.37 | 783.97 | 821.45 | 939.79 | 1153.35 | 1209.72 | 1539.19 | 1595.56 |
| | 36"(914mm) | WURT-2436- | S | N43 | 573.99 | 615.49 | 747.51 | 860.53 | 902.03 | 1034.05 | 1274.01 | 1336.50 | 1692.07 | 1754.56 |
| | 42"(1067mm) | WURT-2442- | S | N43 | 632.43 | 677.95 | 823.65 | 937.09 | 982.61 | 1128.31 | 1394.67 | 1463.28 | 1844.95 | 1913.56 |
| | 48"(1219mm) | WURT-2448- | S | N43 | 690.87 | 740.41 | 899.79 | 1013.65 | 1063.19 | 1222.57 | 1515.33 | 1590.06 | 1997.83 | 2072.56 |
| | 54"(1372mm) | WURT-2454- | S | N43 | 749.31 | 802.87 | 975.93 | 1090.21 | 1143.77 | 1316.83 | 1635.99 | 1716.84 | 2150.71 | 2231.56 |
| 60"(1524mm) | WURT-2460- | S | N43 | 807.75 | 865.33 | 1052.07 | 1166.77 | 1224.35 | 1411.09 | 1756.65 | 1843.62 | 2303.59 | 2390.56 | |
| 24"(610mm)/30"(762mm) | 24"(610mm) | WURT-3024- | S | N45 | \$490.57 | \$524.03 | \$ 628.69 | \$ 740.87 | \$ 774.33 | \$ 878.99 | \$ 1066.15 | \$ 1116.40 | \$ 1419.77 | \$ 1470.02 |
| | 30"(762mm) | WURT-3030- | S | N45 | 549.01 | 586.49 | 704.83 | 817.43 | 854.91 | 973.25 | 1186.81 | 1243.18 | 1572.65 | 1629.02 |
| | 36"(914mm) | WURT-3036- | S | N45 | 607.45 | 648.95 | 780.97 | 893.99 | 935.49 | 1067.51 | 1307.47 | 1369.96 | 1725.53 | 1788.02 |
| | 42"(1067mm) | WURT-3042- | S | N45 | 665.89 | 711.41 | 857.11 | 970.55 | 1016.07 | 1161.77 | 1428.13 | 1496.74 | 1878.41 | 1947.02 |
| | 48"(1219mm) | WURT-3048- | S | N45 | 724.33 | 773.87 | 933.25 | 1047.11 | 1096.65 | 1256.03 | 1548.79 | 1623.52 | 2031.29 | 2106.02 |
| | 54"(1372mm) | WURT-3054- | S | N45 | 782.77 | 836.33 | 1009.39 | 1123.67 | 1177.23 | 1350.29 | 1669.45 | 1750.30 | 2184.17 | 2265.02 |
| 60"(1524mm) | WURT-3060- | S | N45 | 841.21 | 898.79 | 1085.53 | 1200.23 | 1257.81 | 1444.55 | 1790.11 | 1877.08 | 2337.05 | 2424.02 | |
| 30"(762mm)/24"(610mm) | 24"(610mm) | WURT-3024- | S | N54 | \$490.57 | \$524.03 | \$ 628.69 | \$ 740.87 | \$ 774.33 | \$ 878.99 | \$ 1066.15 | \$ 1116.40 | \$ 1419.77 | \$ 1470.02 |
| | 30"(762mm) | WURT-3030- | S | N54 | 549.01 | 586.49 | 704.83 | 817.43 | 854.91 | 973.25 | 1186.81 | 1243.18 | 1572.65 | 1629.02 |
| | 36"(914mm) | WURT-3036- | S | N54 | 607.45 | 648.95 | 780.97 | 893.99 | 935.49 | 1067.51 | 1307.47 | 1369.96 | 1725.53 | 1788.02 |
| | 42"(1067mm) | WURT-3042- | S | N54 | 665.89 | 711.41 | 857.11 | 970.55 | 1016.07 | 1161.77 | 1428.13 | 1496.74 | 1878.41 | 1947.02 |
| | 48"(1219mm) | WURT-3048- | S | N54 | 724.33 | 773.87 | 933.25 | 1047.11 | 1096.65 | 1256.03 | 1548.79 | 1623.52 | 2031.29 | 2106.02 |
| | 54"(1372mm) | WURT-3054- | S | N54 | 782.77 | 836.33 | 1009.39 | 1123.67 | 1177.23 | 1350.29 | 1669.45 | 1750.30 | 2184.17 | 2265.02 |
| 60"(1524mm) | WURT-3060- | S | N54 | 841.21 | 898.79 | 1085.53 | 1200.23 | 1257.81 | 1444.55 | 1790.11 | 1877.08 | 2337.05 | 2424.02 | |

Adaptable Worksurfaces — Rectangular

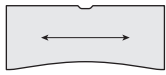
Swell/Inverse Swell

Swell



WURS

Inverse Swell



WURW

Class CA – Discount Group I

Unique Specifications

- Suggested pedestal style is mobile.
- Belong Hatch cutout only available on Swell work surface.

To Order, Specify:

1) Product number, including:

1 Surface Option:

- L** Laminate
- W** Wood

2 Edge Option:

Laminate:

- J** Edgeband
- F** Knife

Wood:

- K** Edgeband
- U** Knife

3 Wireway/Cutout Option:

- A** Notched
- C** Without
- H** Belong Hatch

2) Laminate color or Wood finish color.

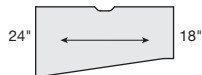
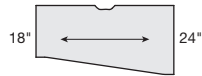
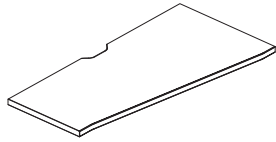
3) Edge trim color (laminates only).

| Depth | Swell Depth | Width | Number | 1 | 2 | 3 | HPL Edgeband (J) | | | HPL Knife Edge (F) | | | Wood Edgeband (K) | | Wood Knife Edge (U) | |
|----------------------|-------------|-------------|------------|---|---|---|------------------|----------|----------|--------------------|----------|-----------|-------------------|-----------|---------------------|-----------|
| | | | | | | | A | B | E | A | B | E | A | B | A | B |
| Swell | | | | | | | | | | | | | | | | |
| 18"(457mm) | 21"(533mm) | 24"(610mm) | WURS-1824- | S | | | \$ 442.18 | \$473.21 | \$571.48 | \$686.35 | \$717.38 | \$815.65 | \$904.93 | \$956.63 | \$1247.20 | \$1298.90 |
| | | 30"(762mm) | WURS-1830- | S | | | 487.86 | 522.13 | 630.66 | 745.73 | 780.00 | 888.53 | 996.01 | 1052.99 | 1362.38 | 1419.36 |
| | | 36"(914mm) | WURS-1836- | S | | | 534.42 | 571.93 | 690.72 | 808.73 | 846.24 | 965.03 | 1087.09 | 1149.35 | 1482.38 | 1544.64 |
| | | 42"(1067mm) | WURS-1842- | S | | | 580.98 | 621.73 | 750.78 | 871.73 | 912.48 | 1041.53 | 1178.17 | 1245.71 | 1602.38 | 1669.92 |
| | | 48"(1219mm) | WURS-1848- | S | | | 627.54 | 671.53 | 810.84 | 934.73 | 978.72 | 1118.03 | 1269.25 | 1342.07 | 1722.38 | 1795.20 |
| | | 54"(1372mm) | WURS-1854- | S | | | 674.10 | 721.33 | 870.90 | 997.73 | 1044.96 | 1194.53 | 1360.33 | 1438.43 | 1842.38 | 1920.48 |
| | | 60"(1524mm) | WURS-1860- | S | | | 720.66 | 771.13 | 930.96 | 1060.73 | 1111.20 | 1271.03 | 1451.41 | 1534.79 | 1962.38 | 2045.76 |
| 24"(610mm) | 27"(686mm) | 24"(610mm) | WURS-2424- | S | | | \$ 457.68 | \$488.71 | \$586.98 | \$708.67 | \$739.70 | \$837.97 | \$935.99 | \$987.69 | \$1286.81 | \$1338.51 |
| | | 30"(762mm) | WURS-2430- | S | | | 503.36 | 537.63 | 646.16 | 768.05 | 802.32 | 910.85 | 1032.29 | 1089.27 | 1407.21 | 1464.19 |
| | | 36"(914mm) | WURS-2436- | S | | | 549.92 | 587.43 | 706.22 | 831.05 | 868.56 | 987.35 | 1128.59 | 1190.85 | 1532.43 | 1594.69 |
| | | 42"(1067mm) | WURS-2442- | S | | | 596.48 | 637.23 | 766.28 | 894.05 | 934.80 | 1063.85 | 1224.89 | 1292.43 | 1657.65 | 1725.19 |
| | | 48"(1219mm) | WURS-2448- | S | | | 643.04 | 687.03 | 826.34 | 957.05 | 1001.04 | 1140.35 | 1321.19 | 1394.01 | 1782.87 | 1855.69 |
| | | 54"(1372mm) | WURS-2454- | S | | | 689.60 | 736.83 | 886.40 | 1020.05 | 1067.28 | 1216.85 | 1417.49 | 1495.59 | 1908.09 | 1986.19 |
| | | 60"(1524mm) | WURS-2460- | S | | | 736.16 | 786.63 | 946.46 | 1083.05 | 1133.52 | 1293.35 | 1513.79 | 1597.17 | 2033.31 | 2116.69 |
| 30"(762mm) | 33"(838mm) | 24"(610mm) | WURS-3024- | S | | | \$599.02 | \$630.05 | \$728.32 | \$894.24 | \$925.27 | \$1023.54 | \$1228.99 | \$1280.69 | \$1656.61 | \$1708.31 |
| | | 30"(762mm) | WURS-3030- | S | | | 644.70 | 678.97 | 787.50 | 953.62 | 987.89 | 1096.42 | 1330.27 | 1387.25 | 1781.99 | 1838.97 |
| | | 36"(914mm) | WURS-3036- | S | | | 691.26 | 728.77 | 847.56 | 1016.62 | 1054.13 | 1172.92 | 1431.55 | 1493.81 | 1912.19 | 1974.45 |
| | | 42"(1067mm) | WURS-3042- | S | | | 737.82 | 778.57 | 907.62 | 1079.62 | 1120.37 | 1249.42 | 1532.83 | 1600.37 | 2042.39 | 2109.93 |
| | | 48"(1219mm) | WURS-3048- | S | | | 784.38 | 828.37 | 967.68 | 1142.62 | 1186.61 | 1325.92 | 1634.11 | 1706.93 | 2172.59 | 2245.41 |
| | | 54"(1372mm) | WURS-3054- | S | | | 830.94 | 878.17 | 1027.74 | 1205.62 | 1252.85 | 1402.42 | 1735.39 | 1813.49 | 2302.79 | 2380.89 |
| | | 60"(1524mm) | WURS-3060- | S | | | 877.50 | 927.97 | 1087.80 | 1268.62 | 1319.09 | 1478.92 | 1836.67 | 1920.05 | 2432.99 | 2516.37 |
| Inverse Swell | | | | | | | | | | | | | | | | |
| 18"(457mm) | 15"(381mm) | 24"(610mm) | WURW-1824- | S | | | \$ 423.10 | \$452.78 | \$546.84 | \$656.78 | \$686.46 | \$780.52 | \$947.68 | \$997.15 | \$1275.22 | \$1324.69 |
| | | 30"(762mm) | WURW-1830- | S | | | 466.68 | 499.30 | 603.26 | 713.56 | 746.18 | 850.14 | 1034.80 | 1089.19 | 1385.39 | 1439.78 |
| | | 36"(914mm) | WURW-1836- | S | | | 511.08 | 546.64 | 660.50 | 773.80 | 809.36 | 923.22 | 1121.92 | 1181.23 | 1500.17 | 1559.48 |
| | | 42"(1067mm) | WURW-1842- | S | | | 555.48 | 593.98 | 717.74 | 834.04 | 872.54 | 996.30 | 1209.04 | 1273.27 | 1614.95 | 1679.18 |
| | | 48"(1219mm) | WURW-1848- | S | | | 599.88 | 641.32 | 774.98 | 894.28 | 935.72 | 1069.38 | 1296.16 | 1365.31 | 1729.73 | 1798.88 |
| | | 54"(1372mm) | WURW-1854- | S | | | 644.28 | 688.66 | 832.22 | 954.52 | 998.90 | 1142.46 | 1383.28 | 1457.35 | 1844.51 | 1918.58 |
| | | 60"(1524mm) | WURW-1860- | S | | | 688.68 | 736.00 | 889.46 | 1014.76 | 1062.08 | 1215.54 | 1470.40 | 1549.39 | 1959.29 | 2038.28 |
| 24"(610mm) | 21"(533mm) | 24"(610mm) | WURW-2424- | S | | | \$ 437.94 | \$467.62 | \$561.68 | \$678.13 | \$707.81 | \$801.87 | \$977.39 | \$1026.86 | \$1313.08 | \$1362.55 |
| | | 30"(762mm) | WURW-2430- | S | | | 481.52 | 514.14 | 618.10 | 734.91 | 767.53 | 871.49 | 1069.49 | 1123.88 | 1428.23 | 1482.62 |
| | | 36"(914mm) | WURW-2436- | S | | | 525.92 | 561.48 | 675.34 | 795.15 | 830.71 | 944.57 | 1161.59 | 1220.90 | 1547.99 | 1607.30 |
| | | 42"(1067mm) | WURW-2442- | S | | | 570.32 | 608.82 | 732.58 | 855.39 | 893.89 | 1017.65 | 1253.69 | 1317.92 | 1667.75 | 1731.98 |
| | | 48"(1219mm) | WURW-2448- | S | | | 614.72 | 656.16 | 789.82 | 915.63 | 957.07 | 1090.73 | 1345.79 | 1414.94 | 1787.51 | 1856.66 |
| | | 54"(1372mm) | WURW-2454- | S | | | 659.12 | 703.50 | 847.06 | 975.87 | 1020.25 | 1163.81 | 1437.89 | 1511.96 | 1907.27 | 1981.34 |
| | | 60"(1524mm) | WURW-2460- | S | | | 703.52 | 750.84 | 904.30 | 1036.11 | 1083.43 | 1236.89 | 1529.99 | 1608.98 | 2027.03 | 2106.02 |
| 30"(762mm) | 27"(686mm) | 24"(610mm) | WURW-3024- | S | | | \$ 573.19 | \$602.87 | \$696.93 | \$855.73 | \$885.41 | \$979.47 | \$1257.78 | \$1307.25 | \$1666.97 | \$1716.44 |
| | | 30"(762mm) | WURW-3030- | S | | | 616.77 | 649.39 | 753.35 | 912.51 | 945.13 | 1049.09 | 1354.80 | 1409.19 | 1787.04 | 1841.43 |
| | | 36"(914mm) | WURW-3036- | S | | | 661.17 | 696.73 | 810.59 | 972.75 | 1008.31 | 1122.17 | 1451.82 | 1511.33 | 1911.72 | 1971.03 |
| | | 42"(1067mm) | WURW-3042- | S | | | 705.57 | 744.07 | 867.83 | 1032.99 | 1071.49 | 1195.25 | 1548.84 | 1613.07 | 2036.40 | 2100.63 |
| | | 48"(1219mm) | WURW-3048- | S | | | 749.97 | 791.41 | 925.07 | 1093.23 | 1134.67 | 1268.33 | 1645.86 | 1715.01 | 2161.08 | 2230.23 |
| | | 54"(1372mm) | WURW-3054- | S | | | 794.37 | 838.75 | 982.31 | 1153.47 | 1197.85 | 1341.41 | 1742.88 | 1816.95 | 2285.76 | 2359.83 |
| | | 60"(1524mm) | WURW-3060- | S | | | 838.77 | 886.09 | 1039.55 | 1213.71 | 1261.03 | 1414.49 | 1839.90 | 1918.89 | 2410.44 | 2489.43 |

Adaptable Worksurfaces — Rectangular

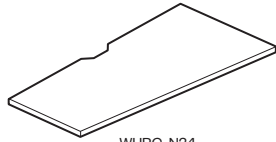
Wedge/Sharp Wedge

Wedge



WURE-N34
WURE-N43

Sharp Wedge



WURG_N34
WURG_N43

Class CA – Discount Group I

Unique Specifications

- Suggested pedestal style is mobile.

To Order, Specify:

- 1) Product number, including:

1 Surface Option:

- L** Laminate
- W** Wood

2 Edge Option:

Laminate:

- J** Edgeband
- F** Knife

Wood:

- K** Edgeband
- U** Knife

3 Wireway/Cutout Option:

- A** Notched
- C** Without
- H** Belong Hatch

- 2) Laminate color or Wood finish color.

- 3) Edge trim color (laminite only).

| Left/Right Depth | Width | Number 1 2 3 | HPL Edgeband (J) | | | HPL Knife Edge (F) | | | Wood Edgeband (K) | | Wood Knife Edge (U) | |
|-----------------------|--------------|------------------|---------------------|-----------|-----------|-----------------------|-----------|-----------|----------------------|------------|------------------------|------------|
| | | | A | B | E | A | B | E | A | B | A | B |
| Wedge | | | | | | | | | | | | |
| 24"(610mm)/18"(457mm) | 24"(610mm) | WURE-2424- S N43 | \$ 528.82 | \$ 563.82 | \$ 668.37 | \$ 779.80 | \$ 814.80 | \$ 919.35 | \$ 1086.42 | \$ 1113.08 | \$ 1420.37 | \$ 1447.03 |
| | 30"(762mm) | WURE-2430- S N43 | 528.82 | 563.82 | 668.37 | 779.80 | 814.80 | 919.35 | 1086.42 | 1113.08 | 1420.37 | 1447.03 |
| | 36"(914mm) | WURE-2436- S N43 | 640.90 | 683.82 | 812.49 | 935.92 | 978.84 | 1107.51 | 1326.18 | 1382.72 | 1732.37 | 1788.91 |
| | 42"(1067mm) | WURE-2442- S N43 | 696.94 | 743.82 | 884.55 | 1013.98 | 1060.86 | 1201.59 | 1446.06 | 1517.54 | 1888.37 | 1959.85 |
| | 48"(1219mm) | WURE-2448- S N43 | 752.98 | 803.82 | 956.61 | 1092.04 | 1142.88 | 1295.67 | 1565.94 | 1652.36 | 2044.37 | 2130.79 |
| | 54"(1372mm) | WURE-2454- S N43 | 809.02 | 863.82 | 1028.67 | 1170.10 | 1224.90 | 1389.75 | 1685.82 | 1787.18 | 2200.37 | 2301.73 |
| | 60"(1524mm) | WURE-2460- S N43 | 865.06 | 923.82 | 1100.73 | 1248.16 | 1306.92 | 1483.83 | 1805.70 | 1922.00 | 2356.37 | 2472.67 |
| | 66"(1676mm) | WURE-2466- S N43 | 921.10 | 983.82 | 1172.79 | 1326.22 | 1388.94 | 1577.91 | 1925.58 | 2056.82 | 2512.37 | 2643.61 |
| | 72"(1829mm) | WURE-2472- S N43 | 977.14 | 1043.82 | 1244.85 | 1404.28 | 1470.96 | 1671.99 | 2045.46 | 2191.64 | 2668.37 | 2814.55 |
| | 78"(1981mm) | WURE-2478- S N43 | 1033.18 | 1103.82 | 1316.91 | 1482.34 | 1552.98 | 1766.07 | 2165.34 | 2326.46 | 2824.37 | 2985.49 |
| | 84"(2134mm) | WURE-2484- S N43 | 1089.22 | 1163.82 | 1388.97 | 1560.40 | 1635.00 | 1860.15 | 2285.22 | 2461.28 | 2980.37 | 3156.43 |
| | 90"(2286mm) | WURE-2490- S N43 | 1145.26 | 1223.82 | 1461.03 | 1638.46 | 1717.02 | 1954.23 | 2405.10 | 2596.10 | 3136.37 | 3327.37 |
| | 96"(2438mm) | WURE-2496- S N43 | 1201.30 | 1283.82 | 1533.09 | 1716.52 | 1799.04 | 2048.31 | 2524.98 | 2730.92 | 3292.37 | 3498.31 |
| | 102"(2591mm) | WURE-24A2- S N43 | 1257.34 | 1343.82 | 1605.15 | 1794.58 | 1881.06 | 2142.39 | 2644.86 | 2865.74 | 3448.37 | 3669.25 |
| | 108"(2743mm) | WURE-24A8- S N43 | 1313.38 | 1403.82 | 1677.21 | 1872.64 | 1963.08 | 2236.47 | 2764.74 | 3000.56 | 3604.37 | 3840.19 |
| | 114"(2896mm) | WURE-24B4- S N43 | 1350.74 | 1443.82 | 1725.25 | 1924.68 | 2017.76 | 2299.19 | 2844.66 | 3090.44 | 3708.37 | 3954.15 |
| | 120"(3048mm) | WURE-24CO- S N43 | 1425.46 | 1523.82 | 1821.33 | 2028.76 | 2127.12 | 2424.63 | 3004.50 | 3270.20 | 3916.37 | 4182.07 |

Adaptable Worksurfaces — Rectangular

Wedge/Sharp Wedge

| Left/Right Depth | Width | Number ①② ③ | HPL Edgeband (J) | | | HPL Knife Edge (F) | | | Wood Edgeband (K) | | Wood Knife Edge (U) | |
|-----------------------|--------------|------------------|---------------------|-----------|-----------|-----------------------|-----------|-----------|----------------------|------------|------------------------|------------|
| | | | A | B | E | A | B | E | A | B | A | B |
| 18"(457mm)/24"(610mm) | 24"(610mm) | WURE-2424- S N34 | \$ 528.82 | \$ 563.82 | \$ 668.37 | \$ 779.80 | \$ 814.80 | \$ 919.35 | \$ 1086.42 | \$ 1113.08 | \$ 1420.37 | \$ 1447.03 |
| | 30"(762mm) | WURE-2430- S N34 | 584.86 | 623.82 | 740.43 | 857.86 | 896.82 | 1013.43 | 1206.30 | 1247.90 | 1576.37 | 1617.97 |
| | 36"(914mm) | WURE-2436- S N34 | 640.90 | 683.82 | 812.49 | 935.92 | 978.84 | 1107.51 | 1326.18 | 1382.72 | 1732.37 | 1788.91 |
| | 42"(1067mm) | WURE-2442- S N34 | 696.94 | 743.82 | 884.55 | 1013.98 | 1060.86 | 1201.59 | 1446.06 | 1517.54 | 1888.37 | 1959.85 |
| | 48"(1219mm) | WURE-2448- S N34 | 752.98 | 803.82 | 956.61 | 1092.04 | 1142.88 | 1295.67 | 1565.94 | 1652.36 | 2044.37 | 2130.79 |
| | 54"(1372mm) | WURE-2454- S N34 | 809.02 | 863.82 | 1028.67 | 1170.10 | 1224.90 | 1389.75 | 1685.82 | 1787.18 | 2200.37 | 2301.73 |
| | 60"(1524mm) | WURE-2460- S N34 | 865.06 | 923.82 | 1100.73 | 1248.16 | 1306.92 | 1483.83 | 1805.70 | 1922.00 | 2356.37 | 2472.67 |
| | 66"(1676mm) | WURE-2466- S N34 | 921.10 | 983.82 | 1172.79 | 1326.22 | 1388.94 | 1577.91 | 1925.58 | 2056.82 | 2512.37 | 2643.61 |
| | 72"(1829mm) | WURE-2472- S N34 | 977.14 | 1043.82 | 1244.85 | 1404.28 | 1470.96 | 1671.99 | 2045.46 | 2191.64 | 2668.37 | 2814.55 |
| | 78"(1981mm) | WURE-2478- S N34 | 1033.18 | 1103.82 | 1316.91 | 1482.34 | 1552.98 | 1766.07 | 2165.34 | 2326.46 | 2824.37 | 2985.49 |
| | 84"(2134mm) | WURE-2484- S N34 | 1089.22 | 1163.82 | 1388.97 | 1560.40 | 1635.00 | 1860.15 | 2285.22 | 2461.28 | 2980.37 | 3156.43 |
| | 90"(2286mm) | WURE-2490- S N34 | 1145.26 | 1223.82 | 1461.03 | 1638.46 | 1717.02 | 1954.23 | 2405.10 | 2596.10 | 3136.37 | 3327.37 |
| | 96"(2438mm) | WURE-2496- S N34 | 1201.30 | 1283.82 | 1533.09 | 1716.52 | 1799.04 | 2048.31 | 2524.98 | 2730.92 | 3292.37 | 3498.31 |
| | 102"(2591mm) | WURE-24A2- S N34 | 1257.34 | 1343.82 | 1605.15 | 1794.58 | 1881.06 | 2142.39 | 2644.86 | 2865.74 | 3448.37 | 3669.25 |
| 30"(762mm)/24"(610mm) | 24"(610mm) | WURE-3024- S N54 | \$ 545.46 | \$ 580.46 | \$ 685.01 | \$ 796.44 | \$ 831.44 | \$ 935.99 | \$ 1103.06 | \$ 1129.72 | \$ 1437.01 | \$ 1463.67 |
| | 30"(762mm) | WURE-3030- S N54 | 601.50 | 640.46 | 757.07 | 874.50 | 913.46 | 1030.07 | 1222.94 | 1264.54 | 1593.01 | 1634.61 |
| | 36"(914mm) | WURE-3036- S N54 | 657.54 | 700.46 | 829.13 | 952.56 | 995.48 | 1124.15 | 1342.82 | 1399.36 | 1749.01 | 1805.55 |
| | 42"(1067mm) | WURE-3042- S N54 | 713.58 | 760.46 | 901.19 | 1030.62 | 1077.50 | 1218.23 | 1462.70 | 1534.18 | 1905.01 | 1976.49 |
| | 48"(1219mm) | WURE-3048- S N54 | 769.62 | 820.46 | 973.25 | 1108.68 | 1159.52 | 1312.31 | 1582.58 | 1669.00 | 2061.01 | 2147.43 |
| | 54"(1372mm) | WURE-3054- S N54 | 825.66 | 880.46 | 1045.31 | 1186.74 | 1241.54 | 1406.39 | 1702.46 | 1803.82 | 2217.01 | 2318.37 |
| | 60"(1524mm) | WURE-3060- S N54 | 881.70 | 940.46 | 1117.37 | 1264.80 | 1323.56 | 1500.47 | 1822.34 | 1938.64 | 2373.01 | 2489.31 |
| | 66"(1676mm) | WURE-3066- S N54 | 937.74 | 1000.46 | 1189.43 | 1342.86 | 1405.58 | 1594.55 | 1942.22 | 2073.46 | 2529.01 | 2660.25 |
| | 72"(1829mm) | WURE-3072- S N54 | 993.78 | 1060.46 | 1261.49 | 1420.92 | 1487.60 | 1688.63 | 2062.10 | 2208.28 | 2685.01 | 2831.19 |
| | 78"(1981mm) | WURE-3078- S N54 | 1049.82 | 1120.46 | 1333.55 | 1498.98 | 1569.62 | 1782.71 | 2181.98 | 2343.10 | 2841.01 | 3002.13 |
| | 84"(2134mm) | WURE-3084- S N54 | 1105.86 | 1180.46 | 1405.61 | 1577.04 | 1651.64 | 1876.79 | 2301.86 | 2477.92 | 2997.01 | 3173.07 |
| | 90"(2286mm) | WURE-3090- S N54 | 1161.90 | 1240.46 | 1477.67 | 1655.10 | 1733.66 | 1970.87 | 2421.74 | 2612.74 | 3153.01 | 3344.01 |
| | 96"(2438mm) | WURE-3096- S N54 | 1217.94 | 1300.46 | 1549.73 | 1733.16 | 1815.68 | 2064.95 | 2541.62 | 2747.56 | 3309.01 | 3514.95 |
| | 102"(2591mm) | WURE-30A2- S N54 | 1273.98 | 1360.46 | 1621.79 | 1811.22 | 1897.70 | 2159.03 | 2661.50 | 2882.38 | 3465.01 | 3685.89 |
| 24"(610mm)/30"(762mm) | 24"(610mm) | WURE-3024- S N45 | \$ 545.46 | \$ 580.46 | \$ 685.01 | \$ 796.44 | \$ 831.44 | \$ 935.99 | \$ 1103.06 | \$ 1129.72 | \$ 1437.01 | \$ 1463.67 |
| | 30"(762mm) | WURE-3030- S N45 | 601.50 | 640.46 | 757.07 | 874.50 | 913.46 | 1030.07 | 1222.94 | 1264.54 | 1593.01 | 1634.61 |
| | 36"(914mm) | WURE-3036- S N45 | 657.54 | 700.46 | 829.13 | 952.56 | 995.48 | 1124.15 | 1342.82 | 1399.36 | 1749.01 | 1805.55 |
| | 42"(1067mm) | WURE-3042- S N45 | 713.58 | 760.46 | 901.19 | 1030.62 | 1077.50 | 1218.23 | 1462.70 | 1534.18 | 1905.01 | 1976.49 |
| | 48"(1219mm) | WURE-3048- S N45 | 769.62 | 820.46 | 973.25 | 1108.68 | 1159.52 | 1312.31 | 1582.58 | 1669.00 | 2061.01 | 2147.43 |
| | 54"(1372mm) | WURE-3054- S N45 | 825.66 | 880.46 | 1045.31 | 1186.74 | 1241.54 | 1406.39 | 1702.46 | 1803.82 | 2217.01 | 2318.37 |
| | 60"(1524mm) | WURE-3060- S N45 | 881.70 | 940.46 | 1117.37 | 1264.80 | 1323.56 | 1500.47 | 1822.34 | 1938.64 | 2373.01 | 2489.31 |
| | 66"(1676mm) | WURE-3066- S N45 | 937.74 | 1000.46 | 1189.43 | 1342.86 | 1405.58 | 1594.55 | 1942.22 | 2073.46 | 2529.01 | 2660.25 |
| | 72"(1829mm) | WURE-3072- S N45 | 993.78 | 1060.46 | 1261.49 | 1420.92 | 1487.60 | 1688.63 | 2062.10 | 2208.28 | 2685.01 | 2831.19 |
| | 78"(1981mm) | WURE-3078- S N45 | 1049.82 | 1120.46 | 1333.55 | 1498.98 | 1569.62 | 1782.71 | 2181.98 | 2343.10 | 2841.01 | 3002.13 |
| | 84"(2134mm) | WURE-3084- S N45 | 1105.86 | 1180.46 | 1405.61 | 1577.04 | 1651.64 | 1876.79 | 2301.86 | 2477.92 | 2997.01 | 3173.07 |
| | 90"(2286mm) | WURE-3090- S N45 | 1161.90 | 1240.46 | 1477.67 | 1655.10 | 1733.66 | 1970.87 | 2421.74 | 2612.74 | 3153.01 | 3344.01 |
| | 96"(2438mm) | WURE-3096- S N45 | 1217.94 | 1300.46 | 1549.73 | 1733.16 | 1815.68 | 2064.95 | 2541.62 | 2747.56 | 3309.01 | 3514.95 |
| | 102"(2591mm) | WURE-30A2- S N45 | 1273.98 | 1360.46 | 1621.79 | 1811.22 | 1897.70 | 2159.03 | 2661.50 | 2882.38 | 3465.01 | 3685.89 |

Adaptable Worksurfaces — Rectangular

Wedge/Sharp Wedge

| Left/Right Depth | Width | Number ①② ③ | HPL Edgeband (J) | | | HPL Knife Edge (F) | | | Wood Edgeband (K) | | Wood Knife Edge (U) | | | |
|-----------------------|-------------|-------------|---------------------|-----|-----------|-----------------------|-----------|-----------|----------------------|-----------|------------------------|------------|------------|------------|
| | | | A | B | E | A | B | E | A | B | A | B | | |
| Sharp Wedge | | | | | | | | | | | | | | |
| 24"(610mm)/18"(457mm) | 24"(610mm) | WURG-2424- | S | N43 | \$ 561.58 | \$598.40 | \$ 708.06 | \$ 815.25 | \$ 852.07 | \$ 961.73 | \$ 1148.24 | \$ 1253.70 | \$ 1495.23 | \$ 1600.69 |
| | 30"(762mm) | WURG-2430- | S | N43 | 624.22 | 661.15 | 785.20 | 898.97 | 935.90 | 1059.95 | 1276.83 | 1405.15 | 1662.16 | 1790.48 |
| | 36"(914mm) | WURG-2436- | S | N43 | 686.86 | 723.90 | 862.34 | 982.69 | 1019.73 | 1158.17 | 1405.42 | 1556.60 | 1829.09 | 1980.27 |
| | 42"(1067mm) | WURG-2442- | S | N43 | 749.50 | 786.65 | 939.48 | 1066.41 | 1103.56 | 1256.39 | 1534.01 | 1708.05 | 1996.02 | 2170.06 |
| | 48"(1219mm) | WURG-2448- | S | N43 | 812.14 | 849.40 | 1016.62 | 1150.13 | 1187.39 | 1354.61 | 1662.60 | 1859.50 | 2162.95 | 2359.85 |
| | 54"(1372mm) | WURG-2454- | S | N43 | 874.78 | 912.15 | 1093.76 | 1233.85 | 1271.22 | 1452.83 | 1791.19 | 2010.95 | 2329.88 | 2549.64 |
| | 60"(1524mm) | WURG-2460- | S | N43 | 937.42 | 974.90 | 1170.90 | 1317.57 | 1355.05 | 1551.05 | 1919.78 | 2162.40 | 2496.81 | 2739.43 |
| 18"(457mm)/24"(610mm) | 24"(610mm) | WURG-2424- | S | N34 | \$ 561.58 | \$598.40 | \$ 708.06 | \$ 815.25 | \$ 852.07 | \$ 961.73 | \$ 1148.24 | \$ 1253.70 | \$ 1495.23 | \$ 1600.69 |
| | 30"(762mm) | WURG-2430- | S | N34 | 624.22 | 661.15 | 785.20 | 898.97 | 935.90 | 1059.95 | 1276.83 | 1405.15 | 1662.16 | 1790.48 |
| | 36"(914mm) | WURG-2436- | S | N34 | 686.86 | 723.90 | 862.34 | 982.69 | 1019.73 | 1158.17 | 1405.42 | 1556.60 | 1829.09 | 1980.27 |
| | 42"(1067mm) | WURG-2442- | S | N34 | 749.50 | 786.65 | 939.48 | 1066.41 | 1103.56 | 1256.39 | 1534.01 | 1708.05 | 1996.02 | 2170.06 |
| | 48"(1219mm) | WURG-2448- | S | N34 | 812.14 | 849.40 | 1016.62 | 1150.13 | 1187.39 | 1354.61 | 1662.60 | 1859.50 | 2162.95 | 2359.85 |
| | 54"(1372mm) | WURG-2454- | S | N34 | 874.78 | 912.15 | 1093.76 | 1233.85 | 1271.22 | 1452.83 | 1791.19 | 2010.95 | 2329.88 | 2549.64 |
| | 60"(1524mm) | WURG-2460- | S | N34 | 937.42 | 974.90 | 1170.90 | 1317.57 | 1355.05 | 1551.05 | 1919.78 | 2162.40 | 2496.81 | 2739.43 |
| 30"(762mm)/24"(610mm) | 24"(610mm) | WURG-3024- | S | N54 | \$ 570.78 | \$608.07 | \$ 720.72 | \$ 832.49 | \$ 869.78 | \$ 982.43 | \$ 1172.84 | \$ 1282.68 | \$ 1519.83 | \$ 1629.67 |
| | 30"(762mm) | WURG-3030- | S | N54 | 633.42 | 670.82 | 797.86 | 916.21 | 953.61 | 1080.65 | 1301.43 | 1434.13 | 1686.76 | 1819.46 |
| | 36"(914mm) | WURG-3036- | S | N54 | 696.06 | 733.57 | 875.00 | 999.93 | 1037.44 | 1178.87 | 1430.02 | 1585.58 | 1853.69 | 2009.25 |
| | 42"(1067mm) | WURG-3042- | S | N54 | 758.70 | 796.32 | 952.14 | 1083.65 | 1121.27 | 1277.09 | 1558.61 | 1737.03 | 2020.62 | 2199.04 |
| | 48"(1219mm) | WURG-3048- | S | N54 | 821.34 | 859.07 | 1029.28 | 1167.37 | 1205.10 | 1375.31 | 1687.20 | 1888.48 | 2187.55 | 2388.83 |
| | 54"(1372mm) | WURG-3054- | S | N54 | 883.98 | 921.82 | 1106.42 | 1251.09 | 1288.93 | 1473.53 | 1815.79 | 2039.93 | 2354.48 | 2578.62 |
| | 60"(1524mm) | WURG-3060- | S | N54 | 946.62 | 984.57 | 1183.56 | 1334.81 | 1372.76 | 1571.75 | 1944.38 | 2191.38 | 2521.41 | 2768.41 |
| 24"(610mm)/30"(762mm) | 24"(610mm) | WURG-3024- | S | N45 | \$ 570.78 | \$608.07 | \$ 720.72 | \$ 832.49 | \$ 869.78 | \$ 982.43 | \$ 1172.84 | \$ 1282.68 | \$ 1519.83 | \$ 1629.67 |
| | 30"(762mm) | WURG-3030- | S | N45 | 633.42 | 670.82 | 797.86 | 916.21 | 953.61 | 1080.65 | 1301.43 | 1434.13 | 1686.76 | 1819.46 |
| | 36"(914mm) | WURG-3036- | S | N45 | 696.06 | 733.57 | 875.00 | 999.93 | 1037.44 | 1178.87 | 1430.02 | 1585.58 | 1853.69 | 2009.25 |
| | 42"(1067mm) | WURG-3042- | S | N45 | 758.70 | 796.32 | 952.14 | 1083.65 | 1121.27 | 1277.09 | 1558.61 | 1737.03 | 2020.62 | 2199.04 |
| | 48"(1219mm) | WURG-3048- | S | N45 | 821.34 | 859.07 | 1029.28 | 1167.37 | 1205.10 | 1375.31 | 1687.20 | 1888.48 | 2187.55 | 2388.83 |
| | 54"(1372mm) | WURG-3054- | S | N45 | 883.98 | 921.82 | 1106.42 | 1251.09 | 1288.93 | 1473.53 | 1815.79 | 2039.93 | 2354.48 | 2578.62 |
| | 60"(1524mm) | WURG-3060- | S | N45 | 946.62 | 984.57 | 1183.56 | 1334.81 | 1372.76 | 1571.75 | 1944.38 | 2191.38 | 2521.41 | 2768.41 |

Adaptable Worksurfaces — Rectangular

Rectangular Radius End



(Right-hand orientation)



(Left-hand orientation)

WURR

Class CA – Discount Group I

Unique Specifications

- Separately specified floor support required on radius end:
–Side/corner bracket with work surface support leg or column.
- Worksurfaces less than 42”(1067mm)W, suggested pedestal style is mobile.
- Laminate work surface will have 3mm edgeband or knife edge on user edge and side and 1mm edgeband on remaining side and back.

To Order, Specify:

1) Product number, including:

1 Surface Option:

L Laminate

W Wood

2 Edge Option:

Laminate:

J Edgeband

F Knife

Wood:

K Edgeband

U Knife

3 Wireway Option:

A Notched

C Without

4 Orientation (as seated):

R Right-hand

L Left-hand

2) Laminate color or Wood finish color.

3) Edge trim color (laminite only).

| Depth | Width | Number 1 2 3 4 | HPL Edgeband (J) | | | HPL Knife Edge (F) | | | Wood Edgeband (K) | | Wood Knife Edge (U) | |
|-------------|--------------|----------------|------------------|-----------|-----------|--------------------|-----------|------------|-------------------|------------|---------------------|------------|
| | | | A | B | E | A | B | E | A | B | A | B |
| 18"(457mm) | 24"(610mm) | WURR-1824- S | \$494.03 | \$ 523.71 | \$ 613.61 | \$ 724.44 | \$ 754.12 | \$ 844.02 | \$1005.40 | \$ 1049.94 | \$ 1330.56 | \$ 1375.10 |
| | 30"(762mm) | WURR-1830- S | 551.53 | 585.05 | 686.29 | 795.14 | 828.66 | 929.90 | 1123.36 | 1172.82 | 1500.52 | 1549.98 |
| | 36"(914mm) | WURR-1836- S | 609.85 | 647.21 | 759.79 | 869.30 | 906.66 | 1019.24 | 1241.32 | 1295.70 | 1680.88 | 1735.26 |
| | 42"(1067mm) | WURR-1842- S | 668.17 | 709.37 | 833.29 | 943.46 | 984.66 | 1108.58 | 1359.28 | 1418.58 | 1861.24 | 1920.54 |
| | 48"(1219mm) | WURR-1848- S | 726.49 | 771.53 | 906.79 | 1017.62 | 1062.66 | 1197.92 | 1477.24 | 1541.46 | 2041.60 | 2105.82 |
| | 54"(1372mm) | WURR-1854- S | 784.81 | 833.69 | 980.29 | 1091.78 | 1140.66 | 1287.26 | 1595.20 | 1664.34 | 2221.96 | 2291.10 |
| 60"(1524mm) | WURR-1860- S | 843.13 | 895.85 | 1053.79 | 1165.94 | 1218.66 | 1376.60 | 1713.16 | 1787.22 | 2402.32 | 2476.38 | |
| 24"(610mm) | 24"(610mm) | WURR-2424- S | \$505.60 | \$ 535.28 | \$ 625.18 | \$ 739.28 | \$ 768.96 | \$ 858.86 | \$ 1018.61 | \$ 1063.15 | \$ 1351.94 | \$ 1396.48 |
| | 30"(762mm) | WURR-2430- S | 563.10 | 596.62 | 697.86 | 809.98 | 843.50 | 944.74 | 1139.39 | 1188.85 | 1524.72 | 1574.18 |
| | 36"(914mm) | WURR-2436- S | 621.42 | 658.78 | 771.36 | 884.14 | 921.50 | 1034.08 | 1260.17 | 1314.55 | 1707.90 | 1762.28 |
| | 42"(1067mm) | WURR-2442- S | 679.74 | 720.94 | 844.86 | 958.30 | 999.50 | 1123.42 | 1380.95 | 1440.25 | 1891.08 | 1950.38 |
| | 48"(1219mm) | WURR-2448- S | 738.06 | 783.10 | 918.36 | 1032.46 | 1077.50 | 1212.76 | 1501.73 | 1565.95 | 2074.26 | 2138.48 |
| | 54"(1372mm) | WURR-2454- S | 796.38 | 845.26 | 991.86 | 1106.62 | 1155.50 | 1302.10 | 1622.51 | 1691.65 | 2257.44 | 2326.58 |
| 60"(1524mm) | WURR-2460- S | 854.70 | 907.42 | 1065.36 | 1180.78 | 1233.50 | 1391.44 | 1743.29 | 1817.35 | 2440.62 | 2514.68 | |
| 30"(762mm) | 24"(610mm) | WURR-3024- S | \$ 660.61 | \$ 690.29 | \$ 780.19 | \$ 954.53 | \$ 984.21 | \$ 1074.11 | \$ 1233.06 | \$ 1277.60 | \$ 1667.64 | \$ 1712.18 |
| | 30"(762mm) | WURR-3030- S | 718.11 | 751.63 | 852.87 | 1025.23 | 1058.75 | 1159.99 | 1356.84 | 1406.30 | 1843.42 | 1892.88 |
| | 36"(914mm) | WURR-3036- S | 776.43 | 813.79 | 926.37 | 1099.39 | 1136.75 | 1249.33 | 1480.62 | 1535.00 | 2029.60 | 2083.98 |
| | 42"(1067mm) | WURR-3042- S | 834.75 | 875.95 | 999.87 | 1173.55 | 1214.75 | 1338.67 | 1604.40 | 1663.70 | 2215.78 | 2275.08 |
| | 48"(1219mm) | WURR-3048- S | 893.07 | 938.11 | 1073.37 | 1247.71 | 1292.75 | 1428.01 | 1728.18 | 1792.40 | 2401.96 | 2466.18 |
| | 54"(1372mm) | WURR-3054- S | 951.39 | 1000.27 | 1146.87 | 1321.87 | 1370.75 | 1517.35 | 1851.96 | 1921.10 | 2588.14 | 2657.28 |
| 60"(1524mm) | WURR-3060- S | 1009.71 | 1062.43 | 1220.37 | 1396.03 | 1448.75 | 1606.69 | 1975.74 | 2049.80 | 2774.32 | 2848.38 | |

Adaptable Worksurfaces — Corner

General Specifications



WUCB-R45
WUCB-L54
Bent



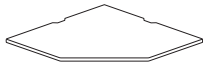
WUCZ-N44
Corner, 120° Wrap-Around



WURM
120° Rectangular Radius End



WURL
120° Rectangular Square End



WUCA-L
Corner, 90° Straight Front



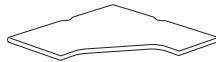
WUCR
Corner, 90° Wrap-Around



WUCT-N34
WUCT-N43
Transitional



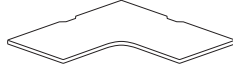
WUCN
Corner, 90° Notched



WUCH-N34
WUCH-N43
Transitional



WUCX-R34
WUCX-L43
Transitional Extended



WUCQ-N44
90° Merger



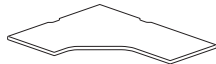
WUCU
Corner, 90° Angled



WUCF-L45
WUCF-L54
Transitional



WUCE-R44
WUCE-L44
Corner, 90° Wrap-Around
Extended



WUCP-R44
WUCP-L44
Corner, 90° Notched
Extended

Common Features

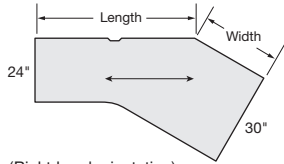
- Includes worksurface and tie plate.
- Available in high-pressure laminate (HPL) or wood veneer. Grade E laminate available on rectangular worksurfaces only.
- Laminate edge option:
 - (J) 3mm edgeband on user side with 1mm edgeband on sides and back.
 - (F) Knife edge on user side and 1mm edgeband on sides and back.
- Wood veneer edge option:
 - (K) 3mm edgeband on user side with 1mm edgeband on sides and back.
 - (U) Knife edge on user side and 1mm edgeband on sides and back.
- Worksurfaces predrilled to accept most support options.
- Optional wireway:
 - Wireway will be color-matched to solid side/back edge trim. Wood veneer or patterned/wood grain laminate will have a Charcoal wireway.
 - Refer to Specification Guide for wireway details.
- Optional Belong Hatch cutout:
 - Laminate tops only with one cutout.
 - Available on worksurfaces 30"(762mm)D and widths of 54"(1372mm) and 60"(1524mm).
 - Requires separately specified Belong Hatch.
 - Refer to Specification Guide for cutout details.
- **Installed worksurfaces without wireway will not allow clearance for power plug.**
- Depth, width and length shown in nominal dimensions.

Specification Tips

- **Corner bracket is required and must be separately specified.**
- **Worksurface support specific to product line and worksurface edge guidelines; must be separately specified.**
- Knife edge requires use of worksurface supports for that application; worksurface support panel and/or side bracket for use with knife edge.
- Intermediate support is required for unsupported worksurface span greater than 60"(1524mm).
- Not intended for use on Height Adjustable Tables.

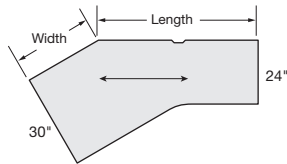
Note: Separately specified worksurface reinforcement bar provides additional support for worksurfaces with 60"(1524mm) spans that are heavily loaded and not otherwise supported by mid-span cantilevers, worksurface support panels, columns, legs or attached lower storage.

Adaptable Worksurfaces — Corner Bent



(Right-hand orientation)

WUCB-R45



(Left-hand orientation)

WUCB-L54

Class CA – Discount Group I

To Order, Specify:

1) Product number, including:

1 Surface Option:

- L** Laminate
- W** Wood

2 Edge Option:

Laminate:

- J** Edgeband
- F** Knife

Wood:

- K** Edgeband
- U** Knife

3 Wireway/Cutout Option:

- A** Notched
- C** Without

2) Laminate color or Wood finish color.

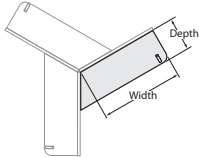

3) Edge trim color (laminite only).

| Left/Right Depth | Width | Length | Number ①②③ | HPL Edgeband (J) | | HPL Knife Edge (F) | | Wood Edgeband (K) | | Wood Knife Edge (U) | |
|-----------------------|------------|-------------|------------------|---------------------|------------|-----------------------|------------|----------------------|------------|------------------------|------------|
| | | | | A | B | A | B | A | B | A | B |
| 24"(610mm)/30"(762mm) | 24"(610mm) | 36"(914mm) | WUCB-2436- S R45 | \$1084.80 | \$ 1162.54 | \$ 1536.91 | \$ 1614.65 | \$ 1657.25 | \$ 1779.15 | \$ 2192.66 | \$ 2314.56 |
| | | 42"(1067mm) | WUCB-2442- S R45 | 1223.04 | 1310.68 | 1720.03 | 1807.67 | 1805.21 | 1953.45 | 2391.19 | 2539.43 |
| | | 48"(1219mm) | WUCB-2448- S R45 | 1449.61 | 1547.15 | 1991.48 | 2089.02 | 2218.16 | 2392.74 | 2854.71 | 3029.29 |
| | | 60"(1524mm) | WUCB-2460- S R45 | 1637.76 | 1755.10 | 2269.39 | 2386.73 | 2602.41 | 2829.67 | 3340.10 | 3567.36 |
| 24"(610mm)/30"(762mm) | 30"(762mm) | 36"(914mm) | WUCB-3036- S R45 | \$1223.04 | \$ 1310.68 | \$ 1720.03 | \$ 1807.67 | \$ 1805.21 | \$ 1953.45 | \$ 2391.19 | \$ 2539.43 |
| | | 42"(1067mm) | WUCB-3042- S R45 | 1361.28 | 1458.82 | 1903.15 | 2000.69 | 1953.17 | 2127.75 | 2589.72 | 2764.30 |
| | | 48"(1219mm) | WUCB-3048- S R45 | 1587.85 | 1695.29 | 2174.60 | 2282.04 | 2366.12 | 2567.04 | 3053.24 | 3254.16 |
| | | 60"(1524mm) | WUCB-3060- S R45 | 1776.00 | 1903.24 | 2452.51 | 2579.75 | 2750.37 | 3003.97 | 3538.63 | 3792.23 |
| 30"(762mm)/24"(610mm) | 24"(610mm) | 36"(914mm) | WUCB-2436- S L54 | \$1084.80 | \$ 1162.54 | \$ 1536.91 | \$ 1614.65 | \$ 1657.25 | \$ 1779.15 | \$ 2192.66 | \$ 2314.56 |
| | | 42"(1067mm) | WUCB-2442- S L54 | 1223.04 | 1310.68 | 1720.03 | 1807.67 | 1805.21 | 1953.45 | 2391.19 | 2539.43 |
| | | 48"(1219mm) | WUCB-2448- S L54 | 1449.61 | 1547.15 | 1991.48 | 2089.02 | 2218.16 | 2392.74 | 2854.71 | 3029.29 |
| | | 60"(1524mm) | WUCB-2460- S L54 | 1637.76 | 1755.10 | 2269.39 | 2386.73 | 2602.41 | 2829.67 | 3340.10 | 3567.36 |
| 30"(762mm)/24"(610mm) | 30"(762mm) | 36"(914mm) | WUCB-3036- S L54 | \$1223.04 | \$ 1310.68 | \$ 1720.03 | \$ 1807.67 | \$ 1805.21 | \$ 1953.45 | \$ 2391.19 | \$ 2539.43 |
| | | 42"(1067mm) | WUCB-3042- S L54 | 1361.28 | 1458.82 | 1903.15 | 2000.69 | 1953.17 | 2127.75 | 2589.72 | 2764.30 |
| | | 48"(1219mm) | WUCB-3048- S L54 | 1587.85 | 1695.29 | 2174.60 | 2282.04 | 2366.12 | 2567.04 | 3053.24 | 3254.16 |
| | | 60"(1524mm) | WUCB-3060- S L54 | 1776.00 | 1903.24 | 2452.51 | 2579.75 | 2750.37 | 3003.97 | 3538.63 | 3792.23 |

Adaptable Worksurfaces — Corner

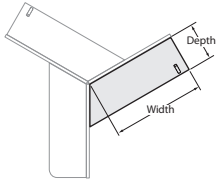
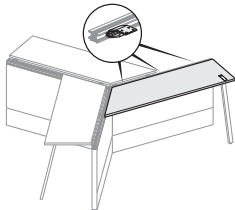
120° Rectangular Radius and Square End

120° Rectangular Radius End



WURM

120° Rectangular Square End



WURL

Class CA – Discount Group I

Unique Specifications

- **Wireway not available.**
- Separately specified floor support required on radius/square end:
 - Connections Cantilever Worksurface Support Bracket with worksurface support leg or column; applicable to edgeband worksurface trim, only
 - Work Rail Top Trim Off-Modular Worksurface Support Bracket with worksurface support leg or column
- Panel Frame Heights: 26”(660mm) only
- Panel Frame Heights: 34”(864mm)-74”(1880mm)
- Standard Cantilever Worksurface Support Bracket with worksurface support leg or column; applicable to edgeband worksurface trim, only

To Order, Specify:

1) Product number, including:

1 Surface Option:

- L** Laminate
- W** Wood

2 Edge Option:

- Laminate:
- J** Edgeband
 - F** Knife

Wood:

- K** Edgeband
- U** Knife

3 Wireway/Cutout Option:

- C** Without
- H** Belong Hatch

4 Orientation (as seated):

- R** Right-hand
- L** Left-hand

2) Laminate color or Wood finish color.

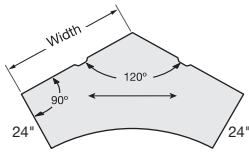
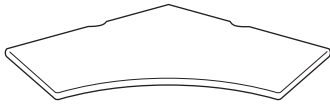
3) Edge trim color (laminite only).

Note: Cantilever bracket cannot be used on radius end with knife edge worksurface trim.

| Depth | Width | Number | ① | ② | ③ | ④ | HPL Edgeband (J) | | | HPL Knife Edge (F) | | | Wood Edgeband (K) | | Wood Knife Edge (U) | |
|-------------------|-------------|------------|---|---|---|---|------------------|------------|------------|--------------------|------------|------------|-------------------|------------|---------------------|-----------|
| | | | | | | | A | B | E | A | B | E | A | B | A | B |
| Radius End | | | | | | | | | | | | | | | | |
| 24”(610mm) | 36”(914mm) | WURM-2436- | S | | | | \$ 986.17 | \$1067.50 | \$ 1316.55 | \$1274.44 | \$ 1355.77 | \$1604.82 | \$2043.62 | \$ 2231.84 | \$ 2667.18 | \$2855.40 |
| | 42”(1067mm) | WURM-2442- | S | | | | 1023.79 | 1108.00 | 1374.77 | 1325.32 | 1409.53 | 1676.30 | 2129.88 | 2333.06 | 2763.04 | 2966.22 |
| | 48”(1219mm) | WURM-2448- | S | | | | 1061.41 | 1148.50 | 1432.99 | 1376.20 | 1463.29 | 1747.78 | 2216.14 | 2434.28 | 2858.90 | 3077.04 |
| | 54”(1372mm) | WURM-2454- | S | | | | 1099.03 | 1189.00 | 1491.21 | 1427.08 | 1517.05 | 1819.26 | 2302.40 | 2535.50 | 2954.76 | 3187.86 |
| | 60”(1524mm) | WURM-2460- | S | | | | 1136.65 | 1229.50 | 1549.43 | 1477.96 | 1570.81 | 1890.74 | 2388.66 | 2636.72 | 3050.62 | 3298.68 |
| 30”(762mm) | 36”(914mm) | WURM-3036- | S | | | | \$ 1043.47 | \$ 1129.12 | \$1404.75 | \$1353.04 | \$1438.69 | \$ 1714.32 | \$ 2173.76 | \$2384.42 | \$ 2812.92 | \$3023.58 |
| | 42”(1067mm) | WURM-3042- | S | | | | 1090.00 | 1179.25 | 1477.03 | 1412.83 | 1502.08 | 1799.86 | 2281.09 | 2510.45 | 2929.85 | 3159.21 |
| | 48”(1219mm) | WURM-3048- | S | | | | 1136.53 | 1229.38 | 1549.31 | 1472.62 | 1565.47 | 1885.40 | 2388.42 | 2636.48 | 3046.78 | 3294.84 |
| | 54”(1372mm) | WURM-3054- | S | | | | 1183.06 | 1279.51 | 1621.59 | 1532.41 | 1628.86 | 1970.94 | 2495.75 | 2762.51 | 3163.71 | 3430.47 |
| | 60”(1524mm) | WURM-3060- | S | | | | 1229.59 | 1329.64 | 1693.87 | 1592.20 | 1692.25 | 2056.48 | 2603.08 | 2888.54 | 3280.64 | 3566.10 |
| Square End | | | | | | | | | | | | | | | | |
| 24”(610mm) | 36”(914mm) | WURL-2436- | S | | | | \$ 986.17 | \$1067.50 | \$ 1316.55 | \$1274.44 | \$ 1355.77 | \$1604.82 | \$2043.62 | \$ 2231.84 | \$ 2667.18 | \$2855.40 |
| | 42”(1067mm) | WURL-2442- | S | | | | 1023.79 | 1108.00 | 1374.77 | 1325.32 | 1409.53 | 1676.30 | 2129.88 | 2333.06 | 2763.04 | 2966.22 |
| | 48”(1219mm) | WURL-2448- | S | | | | 1061.41 | 1148.50 | 1432.99 | 1376.20 | 1463.29 | 1747.78 | 2216.14 | 2434.28 | 2858.90 | 3077.04 |
| | 54”(1372mm) | WURL-2454- | S | | | | 1099.03 | 1189.00 | 1491.21 | 1427.08 | 1517.05 | 1819.26 | 2302.40 | 2535.50 | 2954.76 | 3187.86 |
| | 60”(1524mm) | WURL-2460- | S | | | | 1136.65 | 1229.50 | 1549.43 | 1477.96 | 1570.81 | 1890.74 | 2388.66 | 2636.72 | 3050.62 | 3298.68 |
| 30”(762mm) | 36”(914mm) | WURL-3036- | S | | | | \$ 1043.47 | \$ 1129.12 | \$1404.75 | \$1353.04 | \$1438.69 | \$ 1714.32 | \$ 2173.76 | \$2384.42 | \$ 2812.92 | \$3023.58 |
| | 42”(1067mm) | WURL-3042- | S | | | | 1090.00 | 1179.25 | 1477.03 | 1412.83 | 1502.08 | 1799.86 | 2281.09 | 2510.45 | 2929.85 | 3159.21 |
| | 48”(1219mm) | WURL-3048- | S | | | | 1136.53 | 1229.38 | 1549.31 | 1472.62 | 1565.47 | 1885.40 | 2388.42 | 2636.48 | 3046.78 | 3294.84 |
| | 54”(1372mm) | WURL-3054- | S | | | | 1183.06 | 1279.51 | 1621.59 | 1532.41 | 1628.86 | 1970.94 | 2495.75 | 2762.51 | 3163.71 | 3430.47 |
| | 60”(1524mm) | WURL-3060- | S | | | | 1229.59 | 1329.64 | 1693.87 | 1592.20 | 1692.25 | 2056.48 | 2603.08 | 2888.54 | 3280.64 | 3566.10 |

Adaptable Worksurfaces — Corner

Wrap Around Corner – 120°



WUCZ-N44
Class CA – Discount Group I

To Order, Specify:

1) Product number, including:

1 Surface Option:

- L** Laminate
- W** Wood

2 Edge Option:

Laminate:

- J** Edgeband
- F** Knife

Wood:

- K** Edgeband
- U** Knife

3 Wireway Option:

- A** Notched
- C** Without

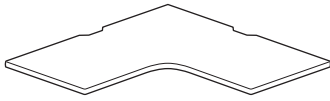
2) Laminate color or Wood finish color.

3) Edge trim color (laminite only).

| Depth | Width | Number | 1 2 3 | HPL Edgeband (J) | | HPL Knife Edge (F) | | Wood Edgeband (K) | | Wood Knife Edge (U) | |
|------------|-------------|------------|-------|------------------|-----------|--------------------|-----------|-------------------|-----------|---------------------|-----------|
| | | | | A | B | A | B | A | B | A | B |
| 18"(457mm) | 36"(914mm) | WUCZ-3636- | S N33 | \$1035.64 | \$1102.76 | \$1441.99 | \$1509.11 | \$1694.26 | \$1828.88 | \$2198.72 | \$2333.34 |
| | 42"(1067mm) | WUCZ-4242- | S N33 | 1177.18 | 1254.41 | 1627.18 | 1704.41 | 1910.71 | 2083.88 | 2470.49 | 2643.66 |
| | 48"(1219mm) | WUCZ-4848- | S N33 | 1318.72 | 1406.06 | 1812.37 | 1899.71 | 2127.16 | 2338.88 | 2742.26 | 2953.98 |
| | 54"(1372mm) | WUCZ-5454- | S N33 | 1460.26 | 1557.71 | 1997.56 | 2095.01 | 2343.61 | 2593.88 | 3014.03 | 3264.30 |
| | 60"(1524mm) | WUCZ-6060- | S N33 | 1601.80 | 1709.36 | 2182.75 | 2290.31 | N/A | N/A | N/A | N/A |
| 24"(610mm) | 36"(914mm) | WUCZ-3636- | S N44 | \$1169.11 | \$1246.86 | \$1575.46 | \$1653.21 | \$1828.54 | \$1987.10 | \$2333.00 | \$2491.56 |
| | 42"(1067mm) | WUCZ-4242- | S N44 | 1310.65 | 1398.51 | 1760.65 | 1848.51 | 2044.99 | 2242.10 | 2604.77 | 2801.88 |
| | 48"(1219mm) | WUCZ-4848- | S N44 | 1452.19 | 1550.16 | 1945.84 | 2043.81 | 2261.44 | 2497.10 | 2876.54 | 3112.20 |
| | 54"(1372mm) | WUCZ-5454- | S N44 | 1593.73 | 1701.81 | 2131.03 | 2239.11 | 2477.89 | 2752.10 | 3148.31 | 3422.52 |
| | 60"(1524mm) | WUCZ-6060- | S N44 | 1735.27 | 1853.46 | 2316.22 | 2434.41 | N/A | N/A | N/A | N/A |
| 30"(762mm) | 36"(914mm) | WUCZ-3636- | S N55 | \$1302.58 | \$1390.96 | \$1708.93 | \$1797.31 | \$1962.82 | \$2145.32 | \$2467.28 | \$2649.78 |
| | 42"(1067mm) | WUCZ-4242- | S N55 | 1444.12 | 1542.61 | 1894.12 | 1992.61 | 2179.27 | 2400.32 | 2739.05 | 2960.10 |
| | 48"(1219mm) | WUCZ-4848- | S N55 | 1585.66 | 1694.26 | 2079.31 | 2187.91 | 2395.72 | 2655.32 | 3010.82 | 3270.42 |
| | 54"(1372mm) | WUCZ-5454- | S N55 | 1727.20 | 1845.91 | 2264.50 | 2383.21 | N/A | N/A | N/A | N/A |
| | 60"(1524mm) | WUCZ-6060- | S N55 | 1868.74 | 1997.56 | 2449.69 | 2578.51 | N/A | N/A | N/A | N/A |

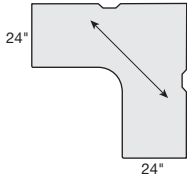
Adaptable Worksurfaces — Corner

Merger Corner – 90°



Unique Specifications

- 90° Merger is suggested alternative to using two perpendicular rectangular worksurfaces.
- Not designed for use with an adjustable keyboard pad.



WUCQ-N44
Class CA – Discount Group I

To Order, Specify:

1) Product number, including:

1 Surface Option:

- L** Laminate
- W** Wood

2 Edge Option:

Laminate:

- J** Edgeband
- F** Knife

Wood:

- K** Edgeband
- U** Knife

3 Wireway Option:

- A** Notched
- C** Without

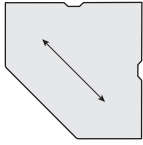
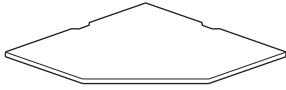
2) Laminate color or Wood finish color.

3) Edge trim color (laminite only).

| Depth | Width | Number | ① ② ③ | HPL Edgeband (J) | | HPL Knife Edge (F) | | Wood Edgeband (K) | | Wood Knife Edge (U) | |
|------------|-------------|------------|-------|------------------|------------|--------------------|------------|-------------------|------------|---------------------|------------|
| | | | | A | B | A | B | A | B | A | B |
| 18"(457mm) | 36"(914mm) | WUCQ-3636- | S N33 | \$ 810.76 | \$ 859.50 | \$ 1141.53 | \$ 1190.27 | \$1255.58 | \$1294.48 | \$ 1639.16 | \$1678.06 |
| | 42"(1067mm) | WUCQ-4242- | S N33 | 886.87 | 935.61 | 1298.10 | 1346.84 | 1389.17 | 1428.07 | 1715.27 | 1754.17 |
| | 48"(1219mm) | WUCQ-4848- | S N33 | 1054.23 | 1102.97 | 1507.12 | 1555.86 | 1598.82 | 1637.72 | 2125.26 | 2164.16 |
| | 54"(1372mm) | WUCQ-5454- | S N33 | 1223.30 | 1272.04 | 1729.55 | 1778.29 | N/A | N/A | N/A | N/A |
| 24"(610mm) | 36"(914mm) | WUCQ-3636- | S N44 | \$ 841.21 | \$ 889.95 | \$ 1171.98 | \$ 1220.72 | \$1286.03 | \$1324.93 | \$ 1669.61 | \$ 1708.51 |
| | 42"(1067mm) | WUCQ-4242- | S N44 | 917.32 | 966.06 | 1328.55 | 1377.29 | 1419.62 | 1458.52 | 1745.72 | 1784.62 |
| | 48"(1219mm) | WUCQ-4848- | S N44 | 1084.68 | 1133.42 | 1537.57 | 1586.31 | 1629.27 | 1668.17 | 2155.71 | 2194.61 |
| | 54"(1372mm) | WUCQ-5454- | S N44 | 1253.75 | 1302.49 | 1760.00 | 1808.74 | N/A | N/A | N/A | N/A |
| 30"(762mm) | 36"(914mm) | WUCQ-3636- | S N55 | \$ 969.69 | \$ 1018.43 | \$1300.46 | \$1349.20 | \$ 1414.51 | \$ 1453.41 | \$1798.09 | \$1836.99 |
| | 42"(1067mm) | WUCQ-4242- | S N55 | 1045.80 | 1094.54 | 1457.03 | 1505.77 | 1548.10 | 1587.00 | 1874.20 | 1913.10 |
| | 48"(1219mm) | WUCQ-4848- | S N55 | 1213.16 | 1261.90 | 1666.05 | 1714.79 | N/A | N/A | N/A | N/A |
| | 54"(1372mm) | WUCQ-5454- | S N55 | 1382.23 | 1430.97 | 1888.48 | 1937.22 | N/A | N/A | N/A | N/A |

Adaptable Worksurfaces — Corner

Straight Front Corner – 90°



WUCA-L
Class CA – Discount Group I

To Order, Specify:

1) Product number, including:

1 Surface Option:

- L** Laminate
- W** Wood

2 Edge Option:

Laminate:

- J** Edgeband
- F** Knife

Wood:

- K** Edgeband
- U** Knife

3 Wireway Option:

- A** Notched
- C** Without

2) Laminate color or Wood finish color.

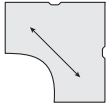
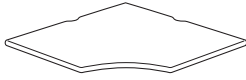
3) Edge trim color (laminite only).

| Depth | Width | Number | ① ② ③ | HPL Edgeband (J) | | HPL Knife Edge (F) | | Wood Edgeband (K) | | Wood Knife Edge (U) | |
|------------|-------------|------------|---------|------------------|------------|--------------------|------------|-------------------|------------|---------------------|------------|
| | | | | A | B | A | B | A | B | A | B |
| 18"(457mm) | 36"(914mm) | WUCA-3636- | ■ S N33 | \$ 869.11 | \$ 918.36 | \$ 1196.59 | \$ 1245.84 | \$ 1274.39 | \$ 1330.19 | \$ 1661.07 | \$ 1716.87 |
| | 42"(1067mm) | WUCA-4242- | ■ S N33 | 928.87 | 985.69 | 1288.19 | 1345.01 | 1389.31 | 1473.02 | 1821.16 | 1904.87 |
| | 48"(1219mm) | WUCA-4848- | ■ S N33 | 1080.55 | 1144.94 | 1471.71 | 1536.10 | 1596.15 | 1707.77 | 2073.17 | 2184.79 |
| | 54"(1372mm) | WUCA-5454- | ■ S N33 | 1133.73 | 1205.69 | 1556.73 | 1628.69 | N/A | N/A | N/A | N/A |
| 24"(610mm) | 36"(914mm) | WUCA-3636- | ■ S N44 | \$ 898.65 | \$ 947.90 | \$ 1226.13 | \$ 1275.38 | \$ 1303.93 | \$ 1359.73 | \$ 1690.61 | \$ 1746.41 |
| | 42"(1067mm) | WUCA-4242- | ■ S N44 | 958.41 | 1015.23 | 1317.73 | 1374.55 | 1418.85 | 1502.56 | 1850.70 | 1934.41 |
| | 48"(1219mm) | WUCA-4848- | ■ S N44 | 1110.09 | 1174.48 | 1501.25 | 1565.64 | 1625.69 | 1737.31 | 2102.71 | 2214.33 |
| | 54"(1372mm) | WUCA-5454- | ■ S N44 | 1163.27 | 1235.23 | 1586.27 | 1658.23 | N/A | N/A | N/A | N/A |
| 30"(762mm) | 36"(914mm) | WUCA-3636- | ■ S N55 | \$ 1023.41 | \$ 1072.66 | \$ 1350.89 | \$ 1400.14 | \$ 1428.69 | \$ 1484.49 | \$ 1815.37 | \$ 1871.17 |
| | 42"(1067mm) | WUCA-4242- | ■ S N55 | 1083.17 | 1139.99 | 1442.49 | 1499.31 | 1543.61 | 1627.32 | 1975.46 | 2059.17 |
| | 48"(1219mm) | WUCA-4848- | ■ S N55 | 1234.85 | 1299.24 | 1626.01 | 1690.40 | N/A | N/A | N/A | N/A |
| | 54"(1372mm) | WUCA-5454- | ■ S N55 | 1288.03 | 1359.99 | 1711.03 | 1782.99 | N/A | N/A | N/A | N/A |

Adaptable Worksurfaces — Corner

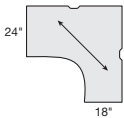
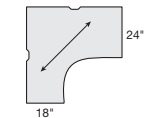
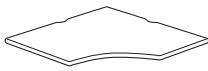
Wrap-Around Corner – 90°

Wrap-Around



WUCR

Wrap-Around Transitional



WUCT

Class CA – Discount Group I

To Order, Specify:

1) Product number, including:

1 Surface Option:

- L** Laminate
- W** Wood

2 Edge Option:

Laminate:

- J** Edgeband
- F** Knife

Wood:

- K** Edgeband
- U** Knife

3 Wireway Option:

- A** Notched
- C** Without

2) Laminate color or Wood finish color.

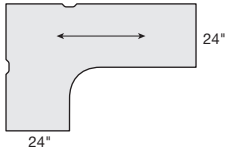
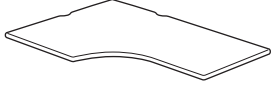
3) Edge trim color (laminite only).

| Left/Right Depth | Width | Number 1 2 3 | HPL Edgeband (J) | | HPL Knife Edge (F) | | Wood Edgeband (K) | | Wood Knife Edge (U) | | | |
|-------------------------------------|-------------|--------------|---------------------|-----|-----------------------|-----------|----------------------|------------|------------------------|------------|------------|------------|
| | | | A | B | A | B | A | B | A | B | | |
| 90° Wrap-Around | | | | | | | | | | | | |
| 18"(457mm) | 36"(914mm) | WUCR-3636- | S | N33 | \$ 732.21 | \$ 779.41 | \$1052.72 | \$1099.92 | \$ 1129.17 | \$ 1176.81 | \$1507.29 | \$ 1554.93 |
| | 42"(1067mm) | WUCR-4242- | S | N33 | 858.69 | 913.99 | 1198.82 | 1254.12 | 1299.21 | 1377.51 | 1721.85 | 1800.15 |
| | 48"(1219mm) | WUCR-4848- | S | N33 | 985.17 | 1048.57 | 1344.92 | 1408.32 | 1469.25 | 1578.21 | 1936.41 | 2045.37 |
| | 54"(1372mm) | WUCR-5454- | S | N33 | 1111.65 | 1183.15 | 1491.02 | 1562.52 | N/A | N/A | N/A | N/A |
| 24"(610mm) | 36"(914mm) | WUCR-3636- | S | N44 | \$ 828.73 | \$ 883.59 | \$ 1156.98 | \$ 1211.84 | \$1230.53 | \$ 1293.79 | \$1608.65 | \$ 1671.91 |
| | 42"(1067mm) | WUCR-4242- | S | N44 | 955.21 | 1018.17 | 1303.08 | 1366.04 | 1400.57 | 1494.49 | 1823.21 | 1917.13 |
| | 48"(1219mm) | WUCR-4848- | S | N44 | 1081.69 | 1152.75 | 1449.18 | 1520.24 | 1570.61 | 1695.19 | 2037.77 | 2162.35 |
| | 54"(1372mm) | WUCR-5454- | S | N44 | 1208.17 | 1287.33 | 1695.28 | 1674.44 | N/A | N/A | N/A | N/A |
| 30"(762mm) | 36"(914mm) | WUCR-3636- | S | N55 | \$ 925.25 | \$ 987.77 | \$ 1261.24 | \$ 1323.76 | \$ 1331.89 | \$ 1410.77 | \$ 1710.01 | \$ 1788.89 |
| | 42"(1067mm) | WUCR-4242- | S | N55 | 1051.73 | 1122.35 | 1407.34 | 1477.96 | 1501.93 | 1611.47 | 1924.57 | 2034.11 |
| | 48"(1219mm) | WUCR-4848- | S | N55 | 1178.21 | 1256.93 | 1553.44 | 1632.16 | N/A | N/A | N/A | N/A |
| | 54"(1372mm) | WUCR-5454- | S | N55 | 1304.69 | 1391.51 | 1699.54 | 1786.36 | N/A | N/A | N/A | N/A |
| 90° Wrap-Around Transitional | | | | | | | | | | | | |
| 18"(457mm)/24"(610mm) | 36"(914mm) | WUCT-3636- | S | N34 | \$ 780.47 | \$ 831.50 | \$ 1104.85 | \$ 1155.88 | \$ 1179.85 | \$ 1235.30 | \$ 1557.97 | \$ 1613.42 |
| | 42"(1067mm) | WUCT-4242- | S | N34 | 906.95 | 966.08 | 1250.95 | 1310.08 | 1349.89 | 1436.00 | 1772.53 | 1858.64 |
| | 48"(1219mm) | WUCT-4848- | S | N34 | 1033.43 | 1100.66 | 1397.05 | 1464.28 | 1519.93 | 1636.70 | 1987.09 | 2103.86 |
| | 54"(1372mm) | WUCT-5454- | S | N34 | 1159.91 | 1235.24 | 1543.15 | 1618.48 | N/A | N/A | N/A | N/A |
| 24"(610mm)/18"(457mm) | 36"(914mm) | WUCT-3636- | S | N43 | \$ 780.47 | \$ 831.50 | \$ 1104.85 | \$ 1155.88 | \$ 1179.85 | \$ 1235.30 | \$ 1557.97 | \$ 1613.42 |
| | 42"(1067mm) | WUCT-4242- | S | N43 | 906.95 | 966.08 | 1250.95 | 1310.08 | 1349.89 | 1436.00 | 1772.53 | 1858.64 |
| | 48"(1219mm) | WUCT-4848- | S | N43 | 1033.43 | 1100.66 | 1397.05 | 1464.28 | 1519.93 | 1636.70 | 1987.09 | 2103.86 |
| | 54"(1372mm) | WUCT-5454- | S | N43 | 1159.91 | 1235.24 | 1543.15 | 1618.48 | N/A | N/A | N/A | N/A |
| 24"(610mm)/30"(762mm) | 36"(914mm) | WUCT-3636- | S | N45 | \$ 876.99 | \$ 935.68 | \$ 1209.11 | \$ 1267.80 | \$ 1281.21 | \$ 1352.28 | \$1659.33 | \$ 1730.40 |
| | 42"(1067mm) | WUCT-4242- | S | N45 | 1003.47 | 1070.26 | 1355.21 | 1422.00 | 1451.25 | 1552.98 | 1873.89 | 1975.62 |
| | 48"(1219mm) | WUCT-4848- | S | N45 | 1129.95 | 1204.84 | 1501.31 | 1576.20 | N/A | N/A | N/A | N/A |
| | 54"(1372mm) | WUCT-5454- | S | N45 | 1256.43 | 1339.42 | 1647.41 | 1730.40 | N/A | N/A | N/A | N/A |
| 30"(762mm)/24"(610mm) | 36"(914mm) | WUCT-3636- | S | N54 | \$ 876.99 | \$ 935.68 | \$ 1209.11 | \$ 1267.80 | \$ 1281.21 | \$ 1352.28 | \$1659.33 | \$ 1730.40 |
| | 42"(1067mm) | WUCT-4242- | S | N54 | 1003.47 | 1070.26 | 1355.21 | 1422.00 | 1451.25 | 1552.98 | 1873.89 | 1975.62 |
| | 48"(1219mm) | WUCT-4848- | S | N54 | 1129.95 | 1204.84 | 1501.31 | 1576.20 | N/A | N/A | N/A | N/A |
| | 54"(1372mm) | WUCT-5454- | S | N54 | 1256.43 | 1339.42 | 1647.41 | 1730.40 | N/A | N/A | N/A | N/A |

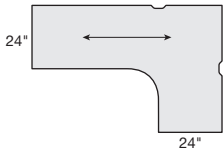
Adaptable Worksurfaces — Corner

Wrap-Around Extended Corner – 90°

Wrap-Around Extended

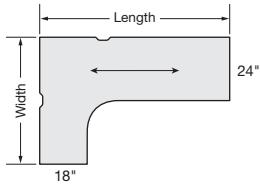


(Right-hand orientation)
WUCE-R44

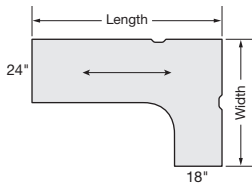


(Left-hand orientation)
WUCE-L44

Wrap-Around Extended Transitional



(Right-hand orientation)
WUCX-R34



(Left-hand orientation)
WUCX-L43
Class CA – Discount Group I

To Order, Specify:

1) Product number, including:

1 Surface Option:

L Laminate

W Wood

2 Edge Option:

Laminate:

J Edgeband

F Knife

Wood:

K Edgeband

U Knife

3 Wireway Option:

A Notched

C Without

4 Orientation (as seated):

R Right-hand

L Left-hand

2) Laminate color or Wood finish color.

3) Edge trim color (laminated only).

Adaptable Worksurfaces — Corner

Wrap-Around Extended Corner – 90°

| Depth | Width | Length | Number | HPL Edgeband (J) | | HPL Knife Edge (F) | | Wood Edgeband (K) | | Wood Knife Edge (U) | | | |
|---------------------------------|-------------|-------------|-------------|------------------|------------|--------------------|------------|-------------------|------------|---------------------|------------|------------|------------|
| | | | | A | B | A | B | A | B | A | B | | |
| 90° Wrap-Around Extended | | | | | | | | | | | | | |
| 18"(457mm) | 36"(914mm) | 42"(1067mm) | WUCE-3642- | S | 33 | \$ 1201.28 | \$ 1273.61 | \$ 1653.60 | \$ 1725.93 | \$ 1952.93 | \$ 2087.53 | \$ 2504.63 | \$ 2639.23 |
| | | 48"(1219mm) | WUCE-3648- | S | 33 | 1217.05 | 1290.26 | 1685.51 | 1758.72 | 1969.37 | 2106.95 | 2540.57 | 2678.15 |
| | | 54"(1372mm) | WUCE-3654- | S | 33 | 1232.82 | 1306.91 | 1717.42 | 1791.51 | 1985.81 | 2126.37 | 2576.51 | 2717.07 |
| | | 60"(1524mm) | WUCE-3660- | S | 33 | 1248.59 | 1323.56 | 1749.33 | 1824.30 | 2002.25 | 2145.79 | 2612.45 | 2755.99 |
| | | 66"(1676mm) | WUCE-3666- | S | 33 | 1380.56 | 1456.41 | 1897.44 | 1973.29 | 2207.15 | 2353.67 | 2836.85 | 2983.37 |
| 24"(610mm) | 36"(914mm) | 42"(1067mm) | WUCE-3642- | S | 44 | \$ 1245.90 | \$ 1321.81 | \$ 1698.22 | \$ 1774.13 | \$ 1994.19 | \$ 2136.29 | \$ 2545.89 | \$ 2687.99 |
| | | 48"(1219mm) | WUCE-3648- | S | 44 | 1261.67 | 1338.46 | 1730.13 | 1806.92 | 2010.63 | 2155.71 | 2581.83 | 2726.91 |
| | | 54"(1372mm) | WUCE-3654- | S | 44 | 1277.44 | 1355.11 | 1762.04 | 1839.71 | 2027.07 | 2175.13 | 2617.77 | 2765.83 |
| | | 60"(1524mm) | WUCE-3660- | S | 44 | 1293.21 | 1371.76 | 1793.95 | 1872.50 | 2043.51 | 2194.55 | 2653.71 | 2804.75 |
| | | 66"(1676mm) | WUCE-3666- | S | 44 | 1425.18 | 1504.61 | 1942.06 | 2021.49 | 2248.41 | 2402.43 | 2878.11 | 3032.13 |
| 30"(762mm) | 36"(914mm) | 42"(1067mm) | WUCE-3642- | S | 55 | \$ 1478.94 | \$ 1558.43 | \$ 1931.26 | \$ 2010.75 | \$ 2223.87 | \$ 2373.47 | \$ 2775.57 | \$ 2925.17 |
| | | 48"(1219mm) | WUCE-3648- | S | 55 | 1494.71 | 1575.08 | 1963.17 | 2043.54 | 2240.31 | 2392.89 | 2811.51 | 2964.09 |
| | | 54"(1372mm) | WUCE-3654- | S | 55 | 1510.48 | 1591.73 | 1995.08 | 2076.33 | 2256.75 | 2412.31 | 2847.45 | 3003.01 |
| | | 60"(1524mm) | WUCE-3660- | S | 55 | 1526.25 | 1608.38 | 2026.99 | 2109.12 | 2273.19 | 2431.73 | 2883.39 | 3041.93 |
| | | 66"(1676mm) | WUCE-3666- | S | 55 | 1658.22 | 1741.23 | 2175.10 | 2258.11 | 2478.09 | 2639.61 | 3107.79 | 3269.31 |
| 18"(457mm) | 42"(1067mm) | 48"(1219mm) | WUCE-4248- | S | 33 | \$ 1232.82 | \$ 1306.91 | \$ 1717.42 | \$ 1791.51 | \$ 1985.81 | \$ 2126.37 | \$ 2576.51 | \$ 2717.07 |
| | | 54"(1372mm) | WUCE-4254- | S | 33 | 1248.59 | 1323.56 | 1749.33 | 1824.30 | 2002.25 | 2145.79 | 2612.45 | 2755.99 |
| | | 60"(1524mm) | WUCE-4260- | S | 33 | 1264.36 | 1340.21 | 1781.24 | 1857.09 | 2018.69 | 2165.21 | 2648.39 | 2794.91 |
| | | 66"(1676mm) | WUCE-4266- | S | 33 | 1425.38 | 1502.11 | 1958.40 | 2035.13 | 2223.59 | 2373.09 | 2872.79 | 3022.29 |
| | | 72"(1829mm) | WUCE-4272- | S | 33 | 1537.49 | 1615.10 | 2086.65 | 2164.26 | 2433.49 | 2585.97 | 3102.19 | 3254.67 |
| 24"(610mm) | 42"(1067mm) | 48"(1219mm) | WUCE-4248- | S | 44 | \$ 1277.44 | \$ 1355.11 | \$ 1762.04 | \$ 1839.71 | \$ 2027.07 | \$ 2175.13 | \$ 2617.77 | \$ 2765.83 |
| | | 54"(1372mm) | WUCE-4254- | S | 44 | 1293.21 | 1371.76 | 1793.95 | 1872.50 | 2043.51 | 2194.55 | 2653.71 | 2804.75 |
| | | 60"(1524mm) | WUCE-4260- | S | 44 | 1308.98 | 1388.41 | 1825.86 | 1905.29 | 2059.95 | 2213.97 | 2689.65 | 2843.67 |
| | | 66"(1676mm) | WUCE-4266- | S | 44 | 1470.00 | 1550.31 | 2003.02 | 2083.33 | 2264.85 | 2421.85 | 2914.05 | 3071.05 |
| | | 72"(1829mm) | WUCE-4272- | S | 44 | 1582.11 | 1663.30 | 2131.27 | 2212.46 | 2474.75 | 2634.73 | 3143.45 | 3303.43 |
| 30"(762mm) | 42"(1067mm) | 48"(1219mm) | WUCE-4248- | S | 55 | \$ 1510.48 | \$ 1591.73 | \$ 1995.08 | \$ 2076.33 | \$ 2256.75 | \$ 2412.31 | \$ 2847.45 | \$ 3003.01 |
| | | 54"(1372mm) | WUCE-4254- | S | 55 | 1526.25 | 1608.38 | 2026.99 | 2109.12 | 2273.19 | 2431.73 | 2883.39 | 3041.93 |
| | | 60"(1524mm) | WUCE-4260- | S | 55 | 1542.02 | 1625.03 | 2058.90 | 2141.91 | 2289.63 | 2451.15 | 2919.33 | 3080.85 |
| | | 66"(1676mm) | WUCE-4266- | S | 55 | 1703.04 | 1786.93 | 2236.06 | 2319.95 | 2494.53 | 2659.03 | 3143.73 | 3308.23 |
| | | 72"(1829mm) | WUCE-4272- | S | 55 | 1815.15 | 1899.92 | 2364.31 | 2449.08 | 2704.43 | 2871.91 | 3373.13 | 3540.61 |
| 18"(457mm) | 48"(1219mm) | 54"(1372mm) | WUCE-4854- | S | 33 | \$ 1264.36 | \$ 1340.21 | \$ 1781.24 | \$ 1857.09 | \$ 2018.69 | \$ 2165.21 | \$ 2648.39 | \$ 2794.91 |
| | | 60"(1524mm) | WUCE-4860- | S | 33 | 1280.13 | 1356.86 | 1813.15 | 1889.88 | 2035.13 | 2184.63 | 2684.33 | 2833.83 |
| | | 66"(1676mm) | WUCE-4866- | S | 33 | 1470.20 | 1547.81 | 2019.36 | 2096.97 | 2240.03 | 2392.51 | 2908.73 | 3061.21 |
| | | 72"(1829mm) | WUCE-4872- | S | 33 | 1582.31 | 1660.80 | 2147.61 | 2226.10 | 2449.93 | 2605.39 | 3138.13 | 3293.59 |
| | | 24"(610mm) | 48"(1219mm) | 54"(1372mm) | WUCE-4854- | S | 44 | \$ 1308.98 | \$ 1388.41 | \$ 1825.86 | \$ 1905.29 | \$ 2059.95 | \$ 2213.97 |
| 30"(762mm) | 48"(1219mm) | 60"(1524mm) | WUCE-4860- | S | 44 | 1324.75 | 1405.06 | 1857.77 | 1938.08 | 2076.39 | 2233.39 | 2725.59 | 2882.59 |
| | | 66"(1676mm) | WUCE-4866- | S | 44 | 1514.82 | 1596.01 | 2063.98 | 2145.17 | 2281.29 | 2441.27 | 2949.99 | 3109.97 |
| | | 72"(1829mm) | WUCE-4872- | S | 44 | 1626.93 | 1709.00 | 2192.23 | 2274.30 | 2491.19 | 2654.15 | 3179.39 | 3342.35 |
| | | 54"(1372mm) | WUCE-4854- | S | 55 | \$ 1542.02 | \$ 1625.03 | \$ 2058.90 | \$ 2141.91 | \$ 2289.63 | \$ 2451.15 | \$ 2919.33 | \$ 3080.85 |
| | | 60"(1524mm) | WUCE-4860- | S | 55 | 1557.79 | 1641.68 | 2090.81 | 2174.70 | 2306.07 | 2470.57 | 2955.27 | 3119.77 |
| 18"(457mm) | 54"(1372mm) | 66"(1676mm) | WUCE-4866- | S | 55 | 1747.86 | 1832.63 | 2297.02 | 2381.79 | 2510.97 | 2678.45 | 3179.67 | 3347.15 |
| | | 72"(1829mm) | WUCE-4872- | S | 55 | 1859.97 | 1945.62 | 2425.27 | 2510.92 | 2720.87 | 2891.33 | 3409.07 | 3579.53 |
| | | 60"(1524mm) | WUCE-5460- | S | 33 | \$ 1295.90 | \$ 1373.51 | \$ 1845.06 | \$ 1922.67 | N/A | N/A | N/A | N/A |
| | | 66"(1676mm) | WUCE-5466- | S | 33 | 1515.02 | 1593.51 | 2080.32 | 2158.81 | N/A | N/A | N/A | N/A |
| | | 72"(1829mm) | WUCE-5472- | S | 33 | 1627.13 | 1706.50 | 2208.57 | 2287.94 | N/A | N/A | N/A | N/A |
| 24"(610mm) | 54"(1372mm) | 60"(1524mm) | WUCE-5460- | S | 44 | \$ 1340.52 | \$ 1421.71 | \$ 1889.68 | \$ 1970.87 | N/A | N/A | N/A | N/A |
| | | 66"(1676mm) | WUCE-5466- | S | 44 | 1559.64 | 1641.71 | 2124.94 | 2207.01 | N/A | N/A | N/A | N/A |
| | | 72"(1829mm) | WUCE-5472- | S | 44 | 1671.75 | 1754.70 | 2253.19 | 2336.14 | N/A | N/A | N/A | N/A |
| 30"(762mm) | 54"(1372mm) | 60"(1524mm) | WUCE-5460- | S | 55 | \$ 1573.56 | \$ 1658.33 | \$ 2122.72 | \$ 2207.49 | N/A | N/A | N/A | N/A |
| | | 66"(1676mm) | WUCE-5466- | S | 55 | 1792.68 | 1878.33 | 2357.98 | 2443.63 | N/A | N/A | N/A | N/A |
| | | 72"(1829mm) | WUCE-5472- | S | 55 | 1904.79 | 1991.32 | 2486.23 | 2572.76 | N/A | N/A | N/A | N/A |
| 18"(457mm) | 60"(1524mm) | 66"(1676mm) | WUCE-6066- | S | 33 | \$ 1559.84 | \$ 1639.21 | \$ 2141.28 | \$ 2220.65 | N/A | N/A | N/A | N/A |
| | | 72"(1829mm) | WUCE-6072- | S | 33 | 1671.95 | 1752.20 | 2269.53 | 2349.78 | N/A | N/A | N/A | N/A |
| 24"(610mm) | 60"(1524mm) | 66"(1676mm) | WUCE-6066- | S | 44 | \$ 1604.46 | \$ 1687.41 | \$ 2185.90 | \$ 2268.85 | N/A | N/A | N/A | N/A |
| | | 72"(1829mm) | WUCE-6072- | S | 44 | 1716.57 | 1800.40 | 2314.15 | 2397.98 | N/A | N/A | N/A | N/A |
| 30"(762mm) | 60"(1524mm) | 66"(1676mm) | WUCE-6066- | S | 55 | \$ 1837.50 | \$ 1924.03 | \$ 2418.94 | \$ 2505.47 | N/A | N/A | N/A | N/A |
| | | 72"(1829mm) | WUCE-6072- | S | 55 | 1949.61 | 2037.02 | 2547.19 | 2634.60 | N/A | N/A | N/A | N/A |

Adaptable Worksurfaces — Corner

Wrap-Around Extended Corner – 90°

| Left/Right Depth | Width | Length | Number ①② ③④ | HPL Edgeband (J) | | HPL Knife Edge (F) | | Wood Edgeband (K) | | Wood Knife Edge (U) | | | |
|--|-------------|-----------------------|--------------|---------------------|------------|-----------------------|------------|----------------------|------------|------------------------|------------|------------|------------|
| | | | | A | B | A | B | A | B | A | B | | |
| 90° Wrap-Around Transitional Extended | | | | | | | | | | | | | |
| 18"(457mm)/24"(610mm) | 36"(914mm) | 42"(1067mm) | WUCX-3642- | S | 34 | \$1354.82 | \$1428.94 | \$ 1807.14 | \$ 1881.26 | \$ 2192.26 | \$ 2330.61 | \$ 2743.96 | \$ 2882.31 |
| | | 48"(1219mm) | WUCX-3648- | S | 34 | 1370.59 | 1445.59 | 1839.05 | 1914.05 | 2208.70 | 2350.03 | 2779.90 | 2921.23 |
| | | 54"(1372mm) | WUCX-3654- | S | 34 | 1386.36 | 1462.24 | 1870.96 | 1946.84 | 2225.14 | 2369.45 | 2815.84 | 2960.15 |
| | | 60"(1524mm) | WUCX-3660- | S | 34 | 1402.13 | 1478.89 | 1902.87 | 1979.63 | 2241.58 | 2388.87 | 2851.78 | 2999.07 |
| | | 66"(1676mm) | WUCX-3666- | S | 34 | 1534.10 | 1611.74 | 2050.98 | 2128.62 | 2446.48 | 2596.75 | 3076.18 | 3226.45 |
| | | 72"(1829mm) | WUCX-3672- | S | 34 | 1646.21 | 1724.73 | 2179.23 | 2257.75 | 2656.38 | 2809.63 | 3305.58 | 3458.83 |
| 24"(610mm)/18"(457mm) | 36"(914mm) | 42"(1067mm) | WUCX-3642- | S | 43 | \$1354.82 | \$1428.94 | \$ 1807.14 | \$ 1881.26 | \$ 2192.26 | \$ 2330.61 | \$ 2743.96 | \$ 2882.31 |
| | | 48"(1219mm) | WUCX-3648- | S | 43 | 1370.59 | 1445.59 | 1839.05 | 1914.05 | 2208.70 | 2350.03 | 2779.90 | 2921.23 |
| | | 54"(1372mm) | WUCX-3654- | S | 43 | 1386.36 | 1462.24 | 1870.96 | 1946.84 | 2225.14 | 2369.45 | 2815.84 | 2960.15 |
| | | 60"(1524mm) | WUCX-3660- | S | 43 | 1402.13 | 1478.89 | 1902.87 | 1979.63 | 2241.58 | 2388.87 | 2851.78 | 2999.07 |
| | | 66"(1676mm) | WUCX-3666- | S | 43 | 1534.10 | 1611.74 | 2050.98 | 2128.62 | 2446.48 | 2596.75 | 3076.18 | 3226.45 |
| | | 72"(1829mm) | WUCX-3672- | S | 43 | 1646.21 | 1724.73 | 2179.23 | 2257.75 | 2656.38 | 2809.63 | 3305.58 | 3458.83 |
| 24"(610mm)/30"(762mm) | 36"(914mm) | 42"(1067mm) | WUCX-3642- | S | 45 | \$1399.44 | \$ 1477.14 | \$ 1851.76 | \$ 1929.46 | \$ 2233.52 | \$ 2379.37 | \$ 2785.22 | \$ 2931.07 |
| | | 48"(1219mm) | WUCX-3648- | S | 45 | 1415.21 | 1493.79 | 1883.67 | 1962.25 | 2249.96 | 2398.79 | 2821.16 | 2969.99 |
| | | 54"(1372mm) | WUCX-3654- | S | 45 | 1430.98 | 1510.44 | 1915.58 | 1995.04 | 2266.40 | 2418.21 | 2857.10 | 3008.91 |
| | | 60"(1524mm) | WUCX-3660- | S | 45 | 1446.75 | 1527.09 | 1947.49 | 2027.83 | 2282.84 | 2437.63 | 2893.04 | 3047.83 |
| | | 66"(1676mm) | WUCX-3666- | S | 45 | 1578.72 | 1659.94 | 2095.60 | 2176.82 | 2487.74 | 2645.51 | 3117.44 | 3275.21 |
| | | 72"(1829mm) | WUCX-3672- | S | 45 | 1690.83 | 1772.93 | 2223.85 | 2305.95 | 2697.64 | 2858.39 | 3346.84 | 3507.59 |
| 30"(762mm)/24"(610mm) | 36"(914mm) | 42"(1067mm) | WUCX-3642- | S | 54 | \$1399.44 | \$ 1477.14 | \$ 1851.76 | \$ 1929.46 | \$ 2233.52 | \$ 2379.37 | \$ 2785.22 | \$ 2931.07 |
| | | 48"(1219mm) | WUCX-3648- | S | 54 | 1415.21 | 1493.79 | 1883.67 | 1962.25 | 2249.96 | 2398.79 | 2821.16 | 2969.99 |
| | | 54"(1372mm) | WUCX-3654- | S | 54 | 1430.98 | 1510.44 | 1915.58 | 1995.04 | 2266.40 | 2418.21 | 2857.10 | 3008.91 |
| | | 60"(1524mm) | WUCX-3660- | S | 54 | 1446.75 | 1527.09 | 1947.49 | 2027.83 | 2282.84 | 2437.63 | 2893.04 | 3047.83 |
| | | 66"(1676mm) | WUCX-3666- | S | 54 | 1578.72 | 1659.94 | 2095.60 | 2176.82 | 2487.74 | 2645.51 | 3117.44 | 3275.21 |
| | | 72"(1829mm) | WUCX-3672- | S | 54 | 1690.83 | 1772.93 | 2223.85 | 2305.95 | 2697.64 | 2858.39 | 3346.84 | 3507.59 |
| 18"(457mm)/24"(610mm) | 42"(1067mm) | 48"(1219mm) | WUCX-4248- | S | 34 | \$1386.36 | \$1462.24 | \$ 1870.96 | \$ 1946.84 | \$ 2225.14 | \$ 2369.45 | \$ 2815.84 | \$ 2960.15 |
| | | 54"(1372mm) | WUCX-4254- | S | 34 | 1402.13 | 1478.89 | 1902.87 | 1979.63 | 2241.58 | 2388.87 | 2851.78 | 2999.07 |
| | | 60"(1524mm) | WUCX-4260- | S | 34 | 1417.90 | 1495.54 | 1934.78 | 2012.42 | 2258.02 | 2408.29 | 2887.72 | 3037.99 |
| | | 66"(1676mm) | WUCX-4266- | S | 34 | 1578.92 | 1657.44 | 2111.94 | 2190.46 | 2462.92 | 2616.17 | 3112.12 | 3265.37 |
| | | 72"(1829mm) | WUCX-4272- | S | 34 | 1691.03 | 1770.43 | 2240.19 | 2319.59 | 2672.82 | 2829.05 | 3341.52 | 3497.75 |
| | | 24"(610mm)/18"(457mm) | 42"(1067mm) | 48"(1219mm) | WUCX-4248- | S | 43 | \$1386.36 | \$1462.24 | \$ 1870.96 | \$ 1946.84 | \$ 2225.14 | \$ 2369.45 |
| 54"(1372mm) | WUCX-4254- | | | S | 43 | 1402.13 | 1478.89 | 1902.87 | 1979.63 | 2241.58 | 2388.87 | 2851.78 | 2999.07 |
| 60"(1524mm) | WUCX-4260- | | | S | 43 | 1417.90 | 1495.54 | 1934.78 | 2012.42 | 2258.02 | 2408.29 | 2887.72 | 3037.99 |
| 66"(1676mm) | WUCX-4266- | | | S | 43 | 1578.92 | 1657.44 | 2111.94 | 2190.46 | 2462.92 | 2616.17 | 3112.12 | 3265.37 |
| 72"(1829mm) | WUCX-4272- | | | S | 43 | 1691.03 | 1770.43 | 2240.19 | 2319.59 | 2672.82 | 2829.05 | 3341.52 | 3497.75 |
| 24"(610mm)/30"(762mm) | 42"(1067mm) | | | 48"(1219mm) | WUCX-4248- | S | 45 | \$1430.98 | \$ 1510.44 | \$ 1915.58 | \$ 1995.04 | \$ 2266.40 | \$ 2418.21 |
| | | 54"(1372mm) | WUCX-4254- | S | 45 | 1446.75 | 1527.09 | 1947.49 | 2027.83 | 2282.84 | 2437.63 | 2893.04 | 3047.83 |
| | | 60"(1524mm) | WUCX-4260- | S | 45 | 1462.52 | 1543.74 | 1979.40 | 2060.62 | 2299.28 | 2457.05 | 2928.98 | 3086.75 |
| | | 66"(1676mm) | WUCX-4266- | S | 45 | 1623.54 | 1705.64 | 2156.56 | 2238.66 | 2504.18 | 2664.93 | 3153.38 | 3314.13 |
| | | 72"(1829mm) | WUCX-4272- | S | 45 | 1735.65 | 1818.63 | 2284.81 | 2367.79 | 2714.08 | 2877.81 | 3382.78 | 3546.51 |
| | | 30"(762mm)/24"(610mm) | 42"(1067mm) | 48"(1219mm) | WUCX-4248- | S | 54 | \$1430.98 | \$ 1510.44 | \$ 1915.58 | \$ 1995.04 | \$ 2266.40 | \$ 2418.21 |
| 54"(1372mm) | WUCX-4254- | | | S | 54 | 1446.75 | 1527.09 | 1947.49 | 2027.83 | 2282.84 | 2437.63 | 2893.04 | 3047.83 |
| 60"(1524mm) | WUCX-4260- | | | S | 54 | 1462.52 | 1543.74 | 1979.40 | 2060.62 | 2299.28 | 2457.05 | 2928.98 | 3086.75 |
| 66"(1676mm) | WUCX-4266- | | | S | 54 | 1623.54 | 1705.64 | 2156.56 | 2238.66 | 2504.18 | 2664.93 | 3153.38 | 3314.13 |
| 72"(1829mm) | WUCX-4272- | | | S | 54 | 1735.65 | 1818.63 | 2284.81 | 2367.79 | 2714.08 | 2877.81 | 3382.78 | 3546.51 |

Adaptable Worksurfaces — Corner

Wrap-Around Extended Corner – 90°

| Left/Right Depth | Width | Length | Number ①② ③④ | HPL Edgeband (J) | | HPL Knife Edge (F) | | Wood Edgeband (K) | | Wood Knife Edge (U) | | | |
|-----------------------|-------------|-------------|--------------|---------------------|----|-----------------------|-----------|----------------------|------------|------------------------|------------|------------|-----------|
| | | | | A | B | A | B | A | B | A | B | | |
| 18"(457mm)/24"(610mm) | 48"(1219mm) | 54"(1372mm) | WUCX-4854- | S | 34 | \$ 1417.90 | \$1495.54 | \$ 1934.78 | \$ 2012.42 | \$2258.02 | \$2408.29 | \$ 2887.72 | \$3037.99 |
| | | 60"(1524mm) | WUCX-4860- | S | 34 | 1433.67 | 1512.19 | 1966.69 | 2045.21 | 2274.46 | 2427.71 | 2923.66 | 3076.91 |
| | | 66"(1676mm) | WUCX-4866- | S | 34 | 1623.74 | 1703.14 | 2172.90 | 2252.30 | 2479.36 | 2635.59 | 3148.06 | 3304.29 |
| | | 72"(1829mm) | WUCX-4872- | S | 34 | 1735.85 | 1816.13 | 2301.15 | 2381.43 | 2689.26 | 2848.47 | 3377.46 | 3536.67 |
| 24"(610mm)/18"(457mm) | 48"(1219mm) | 54"(1372mm) | WUCX-4854- | S | 43 | \$ 1417.90 | \$1495.54 | \$ 1934.78 | \$ 2012.42 | \$2258.02 | \$2408.29 | \$ 2887.72 | \$3037.99 |
| | | 60"(1524mm) | WUCX-4860- | S | 43 | 1433.67 | 1512.19 | 1966.69 | 2045.21 | 2274.46 | 2427.71 | 2923.66 | 3076.91 |
| | | 66"(1676mm) | WUCX-4866- | S | 43 | 1623.74 | 1703.14 | 2172.90 | 2252.30 | 2479.36 | 2635.59 | 3148.06 | 3304.29 |
| | | 72"(1829mm) | WUCX-4872- | S | 43 | 1735.85 | 1816.13 | 2301.15 | 2381.43 | 2689.26 | 2848.47 | 3377.46 | 3536.67 |
| 24"(610mm)/30"(762mm) | 48"(1219mm) | 54"(1372mm) | WUCX-4854- | S | 45 | \$1462.52 | \$1543.74 | \$ 1979.40 | \$2060.62 | \$2299.28 | \$ 2457.05 | \$2928.98 | \$3086.75 |
| | | 60"(1524mm) | WUCX-4860- | S | 45 | 1478.29 | 1560.39 | 2011.31 | 2093.41 | 2315.72 | 2476.47 | 2964.92 | 3125.67 |
| | | 66"(1676mm) | WUCX-4866- | S | 45 | 1668.36 | 1751.34 | 2217.52 | 2300.50 | 2520.62 | 2684.35 | 3189.32 | 3353.05 |
| | | 72"(1829mm) | WUCX-4872- | S | 45 | 1780.47 | 1864.33 | 2345.77 | 2429.63 | 2730.52 | 2897.23 | 3418.72 | 3585.43 |
| 30"(762mm)/24"(610mm) | 48"(1219mm) | 54"(1372mm) | WUCX-4854- | S | 54 | \$1462.52 | \$1543.74 | \$ 1979.40 | \$2060.62 | \$2299.28 | \$ 2457.05 | \$2928.98 | \$3086.75 |
| | | 60"(1524mm) | WUCX-4860- | S | 54 | 1478.29 | 1560.39 | 2011.31 | 2093.41 | 2315.72 | 2476.47 | 2964.92 | 3125.67 |
| | | 66"(1676mm) | WUCX-4866- | S | 54 | 1668.36 | 1751.34 | 2217.52 | 2300.50 | 2520.62 | 2684.35 | 3189.32 | 3353.05 |
| | | 72"(1829mm) | WUCX-4872- | S | 54 | 1780.47 | 1864.33 | 2345.77 | 2429.63 | 2730.52 | 2897.23 | 3418.72 | 3585.43 |
| 18"(457mm)/24"(610mm) | 54"(1372mm) | 60"(1524mm) | WUCX-5460- | S | 34 | \$1449.44 | \$1528.84 | \$1998.60 | \$2078.00 | N/A | N/A | N/A | N/A |
| | | 66"(1676mm) | WUCX-5466- | S | 34 | 1668.56 | 1748.84 | 2233.86 | 2314.14 | N/A | N/A | N/A | N/A |
| | | 72"(1829mm) | WUCX-5472- | S | 34 | 1780.67 | 1861.83 | 2362.11 | 2443.27 | N/A | N/A | N/A | N/A |
| 24"(610mm)/18"(457mm) | 54"(1372mm) | 60"(1524mm) | WUCX-5460- | S | 43 | \$1449.44 | \$1528.84 | \$1998.60 | \$2078.00 | N/A | N/A | N/A | N/A |
| | | 66"(1676mm) | WUCX-5466- | S | 43 | 1668.56 | 1748.84 | 2233.86 | 2314.14 | N/A | N/A | N/A | N/A |
| | | 72"(1829mm) | WUCX-5472- | S | 43 | 1780.67 | 1861.83 | 2362.11 | 2443.27 | N/A | N/A | N/A | N/A |
| 24"(610mm)/30"(762mm) | 54"(1372mm) | 60"(1524mm) | WUCX-5460- | S | 45 | \$1494.06 | \$1577.04 | \$2043.22 | \$ 2126.20 | N/A | N/A | N/A | N/A |
| | | 66"(1676mm) | WUCX-5466- | S | 45 | 1713.18 | 1797.04 | 2278.48 | 2362.34 | N/A | N/A | N/A | N/A |
| | | 72"(1829mm) | WUCX-5472- | S | 45 | 1825.29 | 1910.03 | 2406.73 | 2491.47 | N/A | N/A | N/A | N/A |
| 30"(762mm)/24"(610mm) | 54"(1372mm) | 60"(1524mm) | WUCX-5460- | S | 54 | \$1494.06 | \$1577.04 | \$2043.22 | \$ 2126.20 | N/A | N/A | N/A | N/A |
| | | 66"(1676mm) | WUCX-5466- | S | 54 | 1713.18 | 1797.04 | 2278.48 | 2362.34 | N/A | N/A | N/A | N/A |
| | | 72"(1829mm) | WUCX-5472- | S | 54 | 1825.29 | 1910.03 | 2406.73 | 2491.47 | N/A | N/A | N/A | N/A |
| 18"(457mm)/24"(610mm) | 60"(1524mm) | 66"(1676mm) | WUCX-6066- | S | 34 | \$ 1713.38 | \$1794.54 | \$2294.82 | \$ 2375.98 | N/A | N/A | N/A | N/A |
| | | 72"(1829mm) | WUCX-6072- | S | 34 | 1825.49 | 1907.53 | 2423.07 | 2505.11 | N/A | N/A | N/A | N/A |
| 24"(610mm)/18"(457mm) | 60"(1524mm) | 66"(1676mm) | WUCX-6066- | S | 43 | \$ 1713.38 | \$1794.54 | \$2294.82 | \$ 2375.98 | N/A | N/A | N/A | N/A |
| | | 72"(1829mm) | WUCX-6072- | S | 43 | 1825.49 | 1907.53 | 2423.07 | 2505.11 | N/A | N/A | N/A | N/A |
| 24"(610mm)/30"(762mm) | 60"(1524mm) | 66"(1676mm) | WUCX-6066- | S | 45 | \$1758.00 | \$1842.74 | \$2339.44 | \$ 2424.18 | N/A | N/A | N/A | N/A |
| | | 72"(1829mm) | WUCX-6072- | S | 45 | 1870.11 | 1955.73 | 2467.69 | 2553.31 | N/A | N/A | N/A | N/A |
| 30"(762mm)/24"(610mm) | 60"(1524mm) | 66"(1676mm) | WUCX-6066- | S | 54 | \$1758.00 | \$1842.74 | \$2339.44 | \$ 2424.18 | N/A | N/A | N/A | N/A |
| | | 72"(1829mm) | WUCX-6072- | S | 54 | 1870.11 | 1955.73 | 2467.69 | 2553.31 | N/A | N/A | N/A | N/A |

Adaptable Worksurfaces — Corner

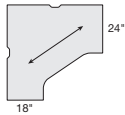
Notched Corner – 90°

Notched

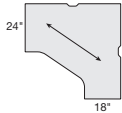


WUCN

Notched Transitional



WUCH-N34



WUCH-N43

Class CA – Discount Group I

To Order, Specify:

1) Product number, including:

1 Surface Option:

L Laminate

W Wood

2 Edge Option:

Laminate:

J Edgeband

F Knife

Wood:

K Edgeband

U Knife

3 Wireway Option:

A Notched

C Without

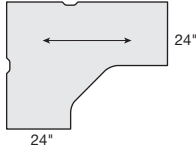
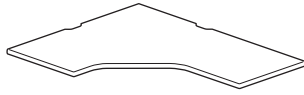
2) Laminate color or Wood finish color.

3) Edge trim color (laminite only).

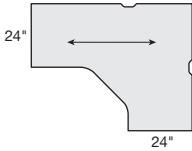
| Left/Right Depth | Width | Number ①②③ | HPL Edgeband (J) | | HPL Knife Edge (F) | | Wood Edgeband (K) | | Wood Knife Edge (U) | | | |
|------------------------|-------------|------------|---------------------|-----|-----------------------|-----------|----------------------|------------|------------------------|------------|------------|------------|
| | | | A | B | A | B | A | B | A | B | | |
| Notched | | | | | | | | | | | | |
| 18"(457mm) | 36"(914mm) | WUCN-3636- | S | N33 | \$ 795.49 | \$ 843.78 | \$ 1117.92 | \$ 1166.21 | \$ 1212.88 | \$ 1249.91 | \$ 1591.37 | \$ 1628.40 |
| | 42"(1067mm) | WUCN-4242- | S | N33 | 909.80 | 967.75 | 1266.48 | 1324.43 | 1386.70 | 1428.53 | 1805.34 | 1847.17 |
| | 48"(1219mm) | WUCN-4848- | S | N33 | 1025.72 | 1093.33 | 1423.50 | 1491.11 | 1560.52 | 1607.15 | 2027.34 | 2073.97 |
| 24"(610mm) | 36"(914mm) | WUCN-3636- | S | N44 | \$ 821.24 | \$ 869.53 | \$ 1143.67 | \$ 1191.96 | \$ 1238.63 | \$ 1275.66 | \$ 1617.12 | \$ 1654.15 |
| | 42"(1067mm) | WUCN-4242- | S | N44 | 935.55 | 993.50 | 1292.23 | 1350.18 | 1412.45 | 1454.28 | 1831.09 | 1872.92 |
| | 48"(1219mm) | WUCN-4848- | S | N44 | 1051.47 | 1119.08 | 1449.25 | 1516.86 | 1586.27 | 1632.90 | 2053.09 | 2099.72 |
| 30"(762mm) | 36"(914mm) | WUCN-3636- | S | N55 | \$ 846.99 | \$ 895.28 | \$ 1169.42 | \$ 1217.71 | \$ 1264.38 | \$ 1301.41 | \$ 1642.87 | \$ 1679.90 |
| | 42"(1067mm) | WUCN-4242- | S | N55 | 961.30 | 1019.25 | 1317.98 | 1375.93 | 1438.20 | 1480.03 | 1856.84 | 1898.67 |
| | 48"(1219mm) | WUCN-4848- | S | N55 | 1077.22 | 1144.83 | 1475.00 | 1542.61 | N/A | N/A | N/A | N/A |
| Notched Transitional | 36"(914mm) | WUCH-3636- | S | N34 | \$ 779.41 | \$ 827.70 | \$ 1101.84 | \$ 1150.13 | \$ 1196.80 | \$ 1233.83 | \$ 1575.29 | \$ 1612.32 |
| | 42"(1067mm) | WUCH-4242- | S | N34 | 893.72 | 951.67 | 1250.40 | 1308.35 | 1370.62 | 1412.45 | 1789.26 | 1831.09 |
| | 48"(1219mm) | WUCH-4848- | S | N34 | 1009.64 | 1077.25 | 1407.42 | 1475.03 | 1544.44 | 1591.07 | 2011.26 | 2057.89 |
| 24"(610mm)/18"(457mm) | 36"(914mm) | WUCH-3636- | S | N43 | \$ 779.41 | \$ 827.70 | \$ 1101.84 | \$ 1150.13 | \$ 1196.80 | \$ 1233.83 | \$ 1575.29 | \$ 1612.32 |
| | 42"(1067mm) | WUCH-4242- | S | N43 | 893.72 | 951.67 | 1250.40 | 1308.35 | 1370.62 | 1412.45 | 1789.26 | 1831.09 |
| | 48"(1219mm) | WUCH-4848- | S | N43 | 1009.64 | 1077.25 | 1407.42 | 1475.03 | 1544.44 | 1591.07 | 2011.26 | 2057.89 |
| 24"(610mm)/30"(762mm) | 36"(914mm) | WUCH-3636- | S | N45 | \$ 830.91 | \$ 879.20 | \$ 1153.34 | \$ 1201.63 | \$ 1248.30 | \$ 1285.33 | \$ 1626.79 | \$ 1663.82 |
| | 42"(1067mm) | WUCH-4242- | S | N45 | 945.22 | 1003.17 | 1301.90 | 1359.85 | 1422.12 | 1463.95 | 1840.76 | 1882.59 |
| | 48"(1219mm) | WUCH-4848- | S | N45 | 1061.14 | 1128.75 | 1458.92 | 1526.53 | N/A | N/A | N/A | N/A |
| 30"(762mm)/24"(610mm) | 36"(914mm) | WUCH-3636- | S | N54 | \$ 830.91 | \$ 879.20 | \$ 1153.34 | \$ 1201.63 | \$ 1248.30 | \$ 1285.33 | \$ 1626.79 | \$ 1663.82 |
| | 42"(1067mm) | WUCH-4242- | S | N54 | 945.22 | 1003.17 | 1301.90 | 1359.85 | 1422.12 | 1463.95 | 1840.76 | 1882.59 |
| | 48"(1219mm) | WUCH-4848- | S | N54 | 1061.14 | 1128.75 | 1458.92 | 1526.53 | N/A | N/A | N/A | N/A |
| 30"(762mm)/48"(1219mm) | 36"(914mm) | WUCH-3636- | S | N54 | \$ 830.91 | \$ 879.20 | \$ 1153.34 | \$ 1201.63 | \$ 1248.30 | \$ 1285.33 | \$ 1626.79 | \$ 1663.82 |
| | 42"(1067mm) | WUCH-4242- | S | N54 | 945.22 | 1003.17 | 1301.90 | 1359.85 | 1422.12 | 1463.95 | 1840.76 | 1882.59 |
| | 48"(1219mm) | WUCH-4848- | S | N54 | 1061.14 | 1128.75 | 1458.92 | 1526.53 | N/A | N/A | N/A | N/A |

Adaptable Worksurfaces — Corner

Notch Extended Corner – 90°



(Right-hand orientation)
WUCP-R44



(Left-hand orientation)
WUCP-L44
Class CA – Discount Group I

To Order, Specify:

1) Product number, including:

1 Surface Option:

- L** Laminate
- W** Wood

2 Edge Option:

Laminate:

- J** Edgeband
- F** Knife

Wood:

- K** Edgeband
- U** Knife

3 Wireway/Cutout Option:

- A** Notched
- C** Without

4 Orientation (as seated):

- R** Right-hand
- L** Left-hand

2) Laminate color or Wood finish color.

3) Edge trim color (laminite only).

| Depth | Width | Length | Number | HPL Edgeband (J) | | | HPL Knife Edge (F) | | Wood Edgeband (K) | | Wood Knife Edge (U) | | |
|-------------|-------------|-------------|-------------|------------------|------------|------------|--------------------|------------|-------------------|------------|---------------------|------------|------------|
| | | | | 1 | 2 | 3 | A | B | A | B | A | B | |
| 18"(457mm) | 36"(914mm) | 42"(1067mm) | WUCP-3642- | S | 33 | \$ 1296.73 | \$ 1380.46 | \$ 1747.33 | \$ 1831.06 | \$ 1894.24 | \$ 2020.64 | \$ 2441.82 | \$ 2568.22 |
| | | 48"(1219mm) | WUCP-3648- | S | 33 | 1329.56 | 1415.51 | 1796.40 | 1882.35 | 1952.53 | 2089.28 | 2525.11 | 2661.86 |
| | | 54"(1372mm) | WUCP-3654- | S | 33 | 1362.39 | 1450.56 | 1845.47 | 1933.64 | 2010.82 | 2157.92 | 2608.40 | 2755.50 |
| | | 60"(1524mm) | WUCP-3660- | S | 33 | 1395.22 | 1485.61 | 1894.54 | 1984.93 | 2069.11 | 2226.56 | 2691.69 | 2849.14 |
| | | 66"(1676mm) | WUCP-3666- | S | 33 | 1428.05 | 1520.66 | 1943.61 | 2036.22 | 2127.40 | 2295.20 | 2774.98 | 2942.78 |
| | | 72"(1829mm) | WUCP-3672- | S | 33 | 1639.81 | 1734.64 | 2171.61 | 2266.44 | 2364.82 | 2542.77 | 3037.20 | 3215.35 |
| 24"(610mm) | 36"(914mm) | 42"(1067mm) | WUCP-3642- | S | 44 | \$ 1333.82 | \$ 1420.53 | \$ 1784.42 | \$ 1871.13 | \$ 1923.70 | \$ 2055.33 | \$ 2471.28 | \$ 2602.91 |
| | | 48"(1219mm) | WUCP-3648- | S | 44 | 1366.65 | 1455.58 | 1833.49 | 1922.42 | 1981.99 | 2123.97 | 2554.57 | 2696.55 |
| | | 54"(1372mm) | WUCP-3654- | S | 44 | 1399.48 | 1490.63 | 1882.56 | 1973.71 | 2040.28 | 2192.61 | 2637.86 | 2790.19 |
| | | 60"(1524mm) | WUCP-3660- | S | 44 | 1432.31 | 1525.68 | 1931.63 | 2025.00 | 2098.57 | 2261.25 | 2721.15 | 2883.83 |
| | | 66"(1676mm) | WUCP-3666- | S | 44 | 1465.14 | 1560.73 | 1980.70 | 2076.29 | 2156.86 | 2329.89 | 2804.44 | 2977.47 |
| | | 72"(1829mm) | WUCP-3672- | S | 44 | 1676.90 | 1774.71 | 2208.70 | 2306.51 | 2394.08 | 2577.46 | 3066.66 | 3250.04 |
| 30"(762mm) | 36"(914mm) | 42"(1067mm) | WUCP-3642- | S | 55 | \$ 1370.91 | \$ 1460.60 | \$ 1821.51 | \$ 1911.20 | \$ 1953.16 | \$ 2090.02 | \$ 2500.74 | \$ 2637.60 |
| | | 48"(1219mm) | WUCP-3648- | S | 55 | 1403.74 | 1495.65 | 1870.58 | 1962.49 | 2011.45 | 2158.66 | 2584.03 | 2731.24 |
| | | 54"(1372mm) | WUCP-3654- | S | 55 | 1436.57 | 1530.70 | 1919.65 | 2013.78 | 2069.74 | 2227.30 | 2667.32 | 2824.88 |
| | | 60"(1524mm) | WUCP-3660- | S | 55 | 1469.40 | 1565.75 | 1968.72 | 2065.07 | 2128.03 | 2295.94 | 2750.61 | 2918.52 |
| | | 66"(1676mm) | WUCP-3666- | S | 55 | 1502.23 | 1600.80 | 2017.79 | 2116.36 | 2186.32 | 2364.58 | 2833.90 | 3012.16 |
| | | 72"(1829mm) | WUCP-3672- | S | 55 | 1713.99 | 1814.78 | 2245.79 | 2346.58 | 2423.54 | 2612.15 | 3096.12 | 3284.73 |
| 18"(457mm) | 42"(1067mm) | 48"(1219mm) | WUCP-4248- | S | 33 | \$ 1362.39 | \$ 1450.56 | \$ 1845.47 | \$ 1933.64 | \$ 2010.82 | \$ 2157.92 | \$ 2608.40 | \$ 2755.50 |
| | | 54"(1372mm) | WUCP-4254- | S | 33 | 1395.22 | 1485.61 | 1894.54 | 1984.93 | 2069.11 | 2226.56 | 2691.69 | 2849.14 |
| | | 60"(1524mm) | WUCP-4260- | S | 33 | 1428.05 | 1520.66 | 1943.61 | 2036.22 | 2127.40 | 2295.20 | 2774.98 | 2942.78 |
| | | 66"(1676mm) | WUCP-4266- | S | 33 | 1460.88 | 1555.71 | 1992.68 | 2087.51 | 2185.69 | 2363.84 | 2858.27 | 3036.42 |
| | | 72"(1829mm) | WUCP-4272- | S | 33 | 1672.64 | 1769.69 | 2220.68 | 2317.73 | 2422.91 | 2611.41 | 3120.49 | 3308.99 |
| | | 24"(610mm) | 42"(1067mm) | 48"(1219mm) | WUCP-4248- | S | 44 | \$ 1399.48 | \$ 1490.63 | \$ 1882.56 | \$ 1973.71 | \$ 2040.28 | \$ 2192.61 |
| 54"(1372mm) | WUCP-4254- | S | 44 | 1432.31 | 1525.68 | 1931.63 | 2025.00 | 2098.57 | 2261.25 | 2721.15 | 2883.83 | | |
| 60"(1524mm) | WUCP-4260- | S | 44 | 1465.14 | 1560.73 | 1980.70 | 2076.29 | 2156.86 | 2329.89 | 2804.44 | 2977.47 | | |
| 66"(1676mm) | WUCP-4266- | S | 44 | 1497.97 | 1595.78 | 2029.77 | 2127.58 | 2215.15 | 2398.53 | 2887.73 | 3071.11 | | |
| 72"(1829mm) | WUCP-4272- | S | 44 | 1709.73 | 1809.76 | 2257.77 | 2357.80 | 2452.37 | 2646.10 | 3149.95 | 3343.68 | | |
| 30"(762mm) | 42"(1067mm) | 48"(1219mm) | WUCP-4248- | S | 55 | \$ 1436.57 | \$ 1530.70 | \$ 1919.65 | \$ 2013.78 | \$ 2069.74 | \$ 2227.30 | \$ 2667.32 | \$ 2824.88 |
| | | 54"(1372mm) | WUCP-4254- | S | 55 | 1469.40 | 1565.75 | 1968.72 | 2065.07 | 2128.03 | 2295.94 | 2750.61 | 2918.52 |
| | | 60"(1524mm) | WUCP-4260- | S | 55 | 1502.23 | 1600.80 | 2017.79 | 2116.36 | 2186.32 | 2364.58 | 2833.90 | 3012.16 |
| | | 66"(1676mm) | WUCP-4266- | S | 55 | 1535.06 | 1635.85 | 2066.86 | 2167.65 | 2244.61 | 2433.22 | 2917.19 | 3105.80 |
| | | 72"(1829mm) | WUCP-4272- | S | 55 | 1746.82 | 1849.83 | 2294.86 | 2397.87 | 2481.83 | 2680.79 | 3179.41 | 3378.37 |

Adaptable Worksurfaces — Corner Notch Extended Corner – 90°

| Depth | Width | Length | Number ①② ③④ | HPL Edgeband (J) | | HPL Knife Edge (F) | | Wood Edgeband (K) | | Wood Knife Edge (U) | |
|------------|-------------|-------------|-----------------|------------------|------------|--------------------|------------|-------------------|------------|---------------------|------------|
| | | | | A | B | A | B | A | B | A | B |
| 18"(457mm) | 48"(1219mm) | 54"(1372mm) | WUCP-4854- S 33 | \$1428.05 | \$1520.66 | \$ 1943.61 | \$2036.22 | \$ 2127.40 | \$2295.20 | \$ 2774.98 | \$ 2942.78 |
| | | 60"(1524mm) | WUCP-4860- S 33 | 1460.88 | 1555.71 | 1992.68 | 2087.51 | 2185.69 | 2363.84 | 2858.27 | 3036.42 |
| | | 66"(1676mm) | WUCP-4866- S 33 | 1493.71 | 1590.76 | 2041.75 | 2138.80 | 2243.98 | 2432.48 | 2941.56 | 3130.06 |
| | | 72"(1829mm) | WUCP-4872- S 33 | 1705.47 | 1804.74 | 2269.75 | 2369.02 | 2481.20 | 2680.05 | 3203.78 | 3402.63 |
| 24"(610mm) | 48"(1219mm) | 54"(1372mm) | WUCP-4854- S 44 | \$ 1465.14 | \$ 1560.73 | \$ 1980.70 | \$ 2076.29 | \$ 2156.86 | \$ 2329.89 | \$ 2804.44 | \$ 2977.47 |
| | | 60"(1524mm) | WUCP-4860- S 44 | 1497.97 | 1595.78 | 2029.77 | 2127.58 | 2215.15 | 2398.53 | 2887.73 | 3071.11 |
| | | 66"(1676mm) | WUCP-4866- S 44 | 1530.80 | 1630.83 | 2078.84 | 2178.87 | 2273.44 | 2467.17 | 2971.02 | 3164.75 |
| | | 72"(1829mm) | WUCP-4872- S 44 | 1742.56 | 1844.81 | 2306.84 | 2409.09 | 2510.66 | 2714.74 | 3233.24 | 3437.32 |
| 30"(762mm) | 48"(1219mm) | 54"(1372mm) | WUCP-4854- S 55 | \$1502.23 | \$1600.80 | \$ 2017.79 | \$ 2116.36 | \$ 2186.32 | \$ 2364.58 | \$ 2833.90 | \$ 3012.16 |
| | | 60"(1524mm) | WUCP-4860- S 55 | 1535.06 | 1635.85 | 2066.86 | 2167.65 | 2244.61 | 2433.22 | 2917.19 | 3105.80 |
| | | 66"(1676mm) | WUCP-4866- S 55 | 1567.89 | 1670.90 | 2115.93 | 2218.94 | 2302.90 | 2501.86 | 3000.48 | 3199.44 |
| | | 72"(1829mm) | WUCP-4872- S 55 | 1779.65 | 1884.88 | 2343.93 | 2449.16 | 2540.12 | 2749.43 | 3262.70 | 3472.01 |
| 18"(457mm) | 54"(1372mm) | 60"(1524mm) | WUCP-5460- S 33 | \$ 1493.71 | \$ 1590.76 | \$ 2041.75 | \$ 2138.80 | N/A | N/A | N/A | N/A |
| | | 66"(1676mm) | WUCP-5466- S 33 | 1526.54 | 1625.81 | 2090.82 | 2190.09 | N/A | N/A | N/A | N/A |
| | | 72"(1829mm) | WUCP-5472- S 33 | 1738.30 | 1839.79 | 2318.82 | 2420.31 | N/A | N/A | N/A | N/A |
| 24"(610mm) | 54"(1372mm) | 60"(1524mm) | WUCP-5460- S 44 | \$1530.80 | \$1630.83 | \$ 2078.84 | \$ 2178.87 | N/A | N/A | N/A | N/A |
| | | 66"(1676mm) | WUCP-5466- S 44 | 1563.63 | 1665.88 | 2127.91 | 2230.16 | N/A | N/A | N/A | N/A |
| | | 72"(1829mm) | WUCP-5472- S 44 | 1775.39 | 1879.86 | 2355.91 | 2460.38 | N/A | N/A | N/A | N/A |
| 30"(762mm) | 54"(1372mm) | 60"(1524mm) | WUCP-5460- S 55 | \$ 1567.89 | \$ 1670.90 | \$ 2115.93 | \$ 2218.94 | N/A | N/A | N/A | N/A |
| | | 66"(1676mm) | WUCP-5466- S 55 | 1600.72 | 1705.95 | 2165.00 | 2270.23 | N/A | N/A | N/A | N/A |
| | | 72"(1829mm) | WUCP-5472- S 55 | 1812.48 | 1919.93 | 2393.00 | 2500.45 | N/A | N/A | N/A | N/A |
| 18"(457mm) | 60"(1524mm) | 66"(1676mm) | WUCP-6066- S 33 | \$ 1559.37 | \$ 1660.86 | \$ 2139.89 | \$ 2241.38 | N/A | N/A | N/A | N/A |
| | | 72"(1829mm) | WUCP-6072- S 33 | 1771.13 | 1874.84 | 2367.89 | 2471.60 | N/A | N/A | N/A | N/A |
| 24"(610mm) | 60"(1524mm) | 66"(1676mm) | WUCP-6066- S 44 | \$1596.46 | \$1700.93 | \$ 2176.98 | \$ 2281.45 | N/A | N/A | N/A | N/A |
| | | 72"(1829mm) | WUCP-6072- S 44 | 1808.22 | 1914.91 | 2404.98 | 2511.67 | N/A | N/A | N/A | N/A |
| 30"(762mm) | 60"(1524mm) | 66"(1676mm) | WUCP-6066- S 55 | \$ 1633.55 | \$ 1741.00 | \$ 2214.07 | \$ 2321.52 | N/A | N/A | N/A | N/A |
| | | 72"(1829mm) | WUCP-6072- S 55 | 1845.31 | 1954.98 | 2442.07 | 2551.74 | N/A | N/A | N/A | N/A |

Adaptable Worksurfaces — Corner

Angled Corner – 90°

Angled



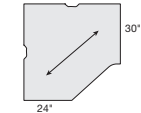
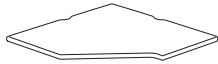
(Left-hand orientation)



(Right-hand orientation)

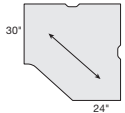
WUCU

Angled Transitional



(Left-hand orientation)

WUCF-L45



(Right-hand orientation)

WUCF

Class CA – Discount Group I

To Order, Specify:

1) Product number, including:

1 Surface Option:

L Laminate

W Wood

2 Edge Option:

Laminate:

J Edgeband

F Knife

Wood:

K Edgeband

U Knife

3 Wireway Option:

A Notched

C Without

4 Orientation (as seated):

(Angled Corner only)

R Right-hand

L Left-hand

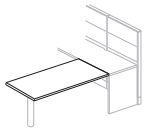
2) Laminate color or Wood finish color.

3) Edge trim color (laminite only).

| Left/Right Depth | Width | Number | ① | ② | ③ | ④ | HPL Edgeband (J) | | HPL Knife Edge (F) | | Wood Edgeband (K) | | Wood Knife Edge (U) | | |
|----------------------------|-------------|------------|---|----|-----------|-----------|------------------|------------|--------------------|------------|-------------------|------------|---------------------|---|--|
| | | | | | | | A | B | A | B | A | B | A | B | |
| Angled | | | | | | | | | | | | | | | |
| 18"(457mm) | 36"(914mm) | WUCU-3636- | S | 33 | \$ 832.68 | \$ 878.20 | \$1096.30 | \$ 1141.82 | \$ 1174.28 | \$ 1239.29 | \$ 1507.73 | \$ 1572.74 | | | |
| | 42"(1067mm) | WUCU-4242- | S | 33 | 897.91 | 954.17 | 1218.23 | 1274.49 | 1317.96 | 1423.08 | 1724.67 | 1829.79 | | | |
| | 48"(1219mm) | WUCU-4848- | S | 33 | 1044.43 | 1111.43 | 1421.45 | 1488.45 | 1542.93 | 1688.16 | 2022.90 | 2168.13 | | | |
| 24"(610mm) | 36"(914mm) | WUCU-3636- | S | 44 | \$ 866.86 | \$ 915.10 | \$ 1140.98 | \$ 1189.22 | \$ 1223.28 | \$ 1294.89 | \$ 1544.69 | \$ 1616.30 | | | |
| | 42"(1067mm) | WUCU-4242- | S | 44 | 932.09 | 991.07 | 1262.91 | 1321.89 | 1366.96 | 1478.68 | 1761.63 | 1873.35 | | | |
| | 48"(1219mm) | WUCU-4848- | S | 44 | 1078.61 | 1148.33 | 1466.13 | 1535.85 | 1591.93 | 1743.76 | 2059.86 | 2211.69 | | | |
| 30"(762mm) | 36"(914mm) | WUCU-3636- | S | 55 | \$ 901.04 | \$ 952.00 | \$ 1185.66 | \$ 1236.62 | \$ 1272.28 | \$ 1350.49 | \$ 1581.65 | \$ 1659.86 | | | |
| | 42"(1067mm) | WUCU-4242- | S | 55 | 966.27 | 1027.97 | 1307.59 | 1369.29 | 1415.96 | 1534.28 | 1798.59 | 1916.91 | | | |
| | 48"(1219mm) | WUCU-4848- | S | 55 | 1112.79 | 1185.23 | 1510.81 | 1583.25 | N/A | N/A | N/A | N/A | | | |
| | 54"(1372mm) | WUCU-5454- | S | 55 | 1259.31 | 1342.49 | 1714.03 | 1797.21 | N/A | N/A | N/A | N/A | | | |
| Angled Transitional | | | | | | | | | | | | | | | |
| 18"(457mm)/24"(610mm) | 36"(914mm) | WUCF-3636- | S | 34 | \$ 768.48 | \$ 815.36 | \$ 1037.35 | \$ 1084.23 | \$ 1117.49 | \$ 1185.80 | \$ 1444.92 | \$ 1513.23 | | | |
| | 42"(1067mm) | WUCF-4242- | S | 34 | 915.00 | 972.62 | 1240.57 | 1298.19 | 1342.46 | 1450.88 | 1743.15 | 1851.57 | | | |
| | 48"(1219mm) | WUCF-4848- | S | 34 | 1061.52 | 1129.88 | 1443.79 | 1512.15 | 1567.43 | 1715.96 | 2041.38 | 2189.91 | | | |
| | 54"(1372mm) | WUCF-5454- | S | 34 | 1208.04 | 1287.14 | 1647.01 | 1726.11 | N/A | N/A | N/A | N/A | | | |
| 24"(610mm)/18"(457mm) | 36"(914mm) | WUCF-3636- | S | 43 | \$ 768.48 | \$ 815.36 | \$ 1037.35 | \$ 1084.23 | \$ 1117.49 | \$ 1185.80 | \$ 1444.92 | \$ 1513.23 | | | |
| | 42"(1067mm) | WUCF-4242- | S | 43 | 915.00 | 972.62 | 1240.57 | 1298.19 | 1342.46 | 1450.88 | 1743.15 | 1851.57 | | | |
| | 48"(1219mm) | WUCF-4848- | S | 43 | 1061.52 | 1129.88 | 1443.79 | 1512.15 | 1567.43 | 1715.96 | 2041.38 | 2189.91 | | | |
| | 54"(1372mm) | WUCF-5454- | S | 43 | 1208.04 | 1287.14 | 1647.01 | 1726.11 | N/A | N/A | N/A | N/A | | | |
| 24"(610mm)/30"(762mm) | 36"(914mm) | WUCF-3636- | S | 45 | \$ 802.66 | \$ 852.26 | \$ 1082.03 | \$ 1131.63 | \$ 1166.49 | \$ 1241.40 | \$ 1481.88 | \$ 1556.79 | | | |
| | 42"(1067mm) | WUCF-4242- | S | 45 | 949.18 | 1009.52 | 1285.25 | 1345.59 | 1391.46 | 1506.48 | 1780.11 | 1895.13 | | | |
| | 48"(1219mm) | WUCF-4848- | S | 45 | 1095.70 | 1166.78 | 1488.47 | 1559.55 | N/A | N/A | N/A | N/A | | | |
| | 54"(1372mm) | WUCF-5454- | S | 45 | 1242.22 | 1324.04 | 1691.69 | 1773.51 | N/A | N/A | N/A | N/A | | | |
| 30"(762mm)/24"(610mm) | 36"(914mm) | WUCF-3636- | S | 54 | \$ 802.66 | \$ 852.26 | \$ 1082.03 | \$ 1131.63 | \$ 1166.49 | \$ 1241.40 | \$ 1481.88 | \$ 1556.79 | | | |
| | 42"(1067mm) | WUCF-4242- | S | 54 | 949.18 | 1009.52 | 1285.25 | 1345.59 | 1391.46 | 1506.48 | 1780.11 | 1895.13 | | | |
| | 48"(1219mm) | WUCF-4848- | S | 54 | 1095.70 | 1166.78 | 1488.47 | 1559.55 | N/A | N/A | N/A | N/A | | | |
| | 54"(1372mm) | WUCF-5454- | S | 54 | 1242.22 | 1324.04 | 1691.69 | 1773.51 | N/A | N/A | N/A | N/A | | | |

Adaptable Worksurfaces — Convergent

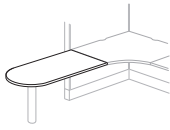
General Specifications



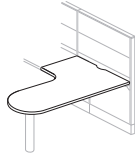
WURV
Rectangular Convergent



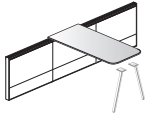
WURD
D-Shaped Convergent



WUDD
D-Shaped Ender
Convergent



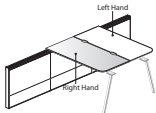
WUCD-L
D-Shaped Convergent,
Wrap-Around



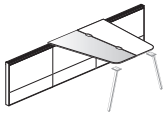
WUYG
Rectangular Radius
Convergent



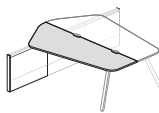
WUYH
Wedge Radius Convergent



WUYC
Rectangular Radius
Half Convergent



WUYF
Wedge Radius
Half Convergent



WUYT
Wedge Radius
Half Convergent Plus

Common Features

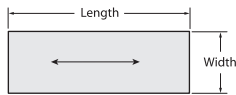
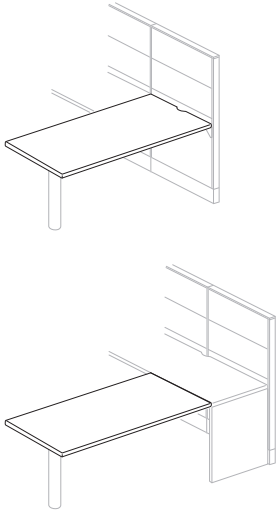
- Includes work surface and tie plate.
- Available in high-pressure laminate (HPL) or wood veneer.
- Laminate edge option:
 - [J] 3mm edgeband on user side(s) with 1mm edgeband on sides and back (width).
 - [F] Knife edge on user side(s) and 1mm edgeband on sides and back (width).
- Wood veneer edge option;
 - [K] 3mm edgeband on user side(s) with 1mm edgeband on sides and back (width).
 - [U] Knife edge on user side(s) and 1mm edgeband on sides and back (width).
- Laminate Grade E available on Rectangular work surfaces only.
- Work surfaces predrilled to accept most support options. 36" (914mm) W and above are predrilled for pedestals.
- Optional wireway:
 - Wireway will be color-matched to solid side/back edge trim. Wood veneer or patterned/wood grain laminate will have a Charcoal wireway.
 - Refer to Specification Guide for wireway details.
- Optional Belong Hatch cutout:
 - Laminate tops only with one cutout.
 - Available on work surfaces 30" (762mm), 34" (864mm) and 36" (914mm) D and widths of 60" (1524mm) and 72" (1829mm)
 - Requires separately specified Belong Hatch.
 - Refer to Specification Guide for cutout details.
- **Installed work surfaces without wireway will not allow clearance for power plug.**
- Depth, width and length shown in nominal dimensions.

Specification Tips

- **Must be attached to a panel or face of a straight work surface (exception: D-Shaped Ender).**
- **Work surface support is specific to product line and work surface edge guidelines; separately specified.**
- Convergent work surfaces require floor support. Please select one of the following options:
 - Work surface support post or column
 - Attached lower storage
- Knife edge requires use of work surface supports for that application; work surface support panel and/or side bracket for use with knife edge.
- Intermediate support is required for unsupported work surface span greater than 60" (1524mm).

Note: Separately specified work surface reinforcement bar provides additional support for work surfaces with 60" (1524mm) spans that are heavily loaded and not otherwise supported by mid-span cantilevers, work surface support panels, columns, legs or attached lower storage.

Adaptable Worksurfaces — Convergent Rectangular



WURV
Class CA – Discount Group I

To Order, Specify:

1) Product number, including:

1 Surface Option:

- L** Laminate
- W** Wood

2 Edge Option:

Laminate:

- J** Edgeband
- F** Knife

Wood:

- K** Edgeband
- U** Knife

3 Wireway Option:

- A** Notched
- C** Without

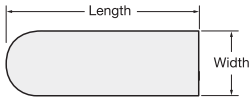
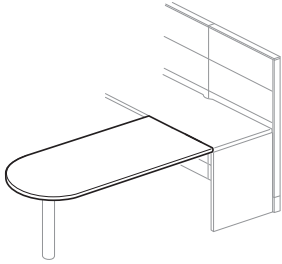
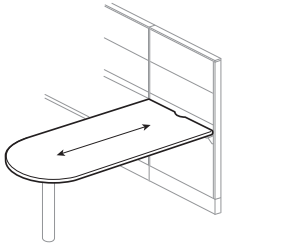
2) Laminate color or Wood finish color.

3) Edge trim color (laminite only).

| Width | Length | Number ①② ③ | HPL Edgeband (J) | | | HPL Knife Edge (F) | | | Wood Edgeband (K) | | Wood Knife Edge (U) | |
|------------|-------------|--------------|------------------|----------|----------|--------------------|----------|-----------|-------------------|-----------|---------------------|-----------|
| | | | A | B | E | A | B | E | A | B | A | B |
| 24"(610mm) | 36"(914mm) | WURV-2436- S | \$450.66 | \$480.95 | \$574.17 | \$683.73 | \$714.02 | \$807.24 | \$1198.74 | \$1251.31 | \$1578.02 | \$1630.59 |
| | 42"(1067mm) | WURV-2442- S | 517.47 | 552.50 | 660.78 | 768.19 | 803.22 | 911.50 | 1298.10 | 1357.33 | 1706.08 | 1765.31 |
| | 48"(1219mm) | WURV-2448- S | 586.50 | 627.06 | 752.91 | 861.93 | 902.49 | 1028.34 | 1397.46 | 1464.46 | 1845.62 | 1912.62 |
| | 54"(1372mm) | WURV-2454- S | 653.31 | 697.82 | 836.22 | 946.39 | 990.90 | 1129.30 | 1496.82 | 1569.37 | 1973.68 | 2046.23 |
| | 60"(1524mm) | WURV-2460- S | 722.34 | 772.38 | 928.35 | 1040.13 | 1090.17 | 1246.14 | 1596.18 | 1676.50 | 2113.22 | 2193.54 |
| | 66"(1676mm) | WURV-2466- S | 790.26 | 845.04 | 1016.07 | 1129.23 | 1184.01 | 1355.04 | 1695.54 | 1782.52 | 2247.02 | 2334.00 |
| | 72"(1829mm) | WURV-2472- S | 857.07 | 915.80 | 1099.38 | 1213.69 | 1272.42 | 1456.00 | 1794.90 | 1887.43 | 2375.08 | 2467.61 |
| 30"(762mm) | 36"(914mm) | WURV-3036- S | \$594.13 | \$624.42 | \$717.64 | \$877.53 | \$907.82 | \$1001.04 | \$1316.66 | \$1369.23 | \$1743.28 | \$1795.85 |
| | 42"(1067mm) | WURV-3042- S | 658.00 | 693.03 | 801.31 | 959.05 | 994.08 | 1102.36 | 1431.38 | 1490.61 | 1886.70 | 1945.93 |
| | 48"(1219mm) | WURV-3048- S | 724.09 | 764.65 | 890.50 | 1049.85 | 1090.41 | 1216.26 | 1546.10 | 1613.10 | 2041.60 | 2108.60 |
| | 54"(1372mm) | WURV-3054- S | 787.96 | 832.47 | 970.87 | 1131.37 | 1175.88 | 1314.28 | 1660.82 | 1733.37 | 2185.02 | 2257.57 |
| | 60"(1524mm) | WURV-3060- S | 854.05 | 904.09 | 1060.06 | 1222.17 | 1272.21 | 1428.18 | 1775.54 | 1855.86 | 2339.92 | 2420.24 |
| | 66"(1676mm) | WURV-3066- S | 919.03 | 973.81 | 1144.84 | 1308.33 | 1363.11 | 1534.14 | 1890.26 | 1977.24 | 2489.08 | 2576.06 |
| | 72"(1829mm) | WURV-3072- S | 982.90 | 1041.63 | 1225.21 | 1389.85 | 1448.58 | 1632.16 | 2004.98 | 2097.51 | 2632.50 | 2725.03 |
| 36"(914mm) | 36"(914mm) | WURV-3636- S | \$608.44 | \$638.73 | \$731.95 | \$896.57 | \$926.86 | \$1020.08 | \$1401.14 | \$1453.71 | \$1837.22 | \$1889.79 |
| | 42"(1067mm) | WURV-3642- S | 675.25 | 710.28 | 818.56 | 981.03 | 1016.06 | 1124.34 | 1567.46 | 1626.69 | 2032.24 | 2091.47 |
| | 48"(1219mm) | WURV-3648- S | 744.28 | 784.84 | 910.69 | 1074.77 | 1115.33 | 1241.18 | 1733.78 | 1800.78 | 2238.74 | 2305.74 |
| | 54"(1372mm) | WURV-3654- S | 811.09 | 855.60 | 994.00 | 1159.23 | 1203.74 | 1342.14 | 1900.10 | 1972.65 | 2433.76 | 2506.31 |
| | 60"(1524mm) | WURV-3660- S | 880.12 | 930.16 | 1086.13 | 1252.97 | 1303.01 | 1458.98 | 2066.42 | 2146.74 | 2640.26 | 2720.58 |
| | 66"(1676mm) | WURV-3666- S | 948.04 | 1002.82 | 1173.85 | 1342.07 | 1396.85 | 1567.88 | 2232.74 | 2319.72 | 2841.02 | 2928.00 |
| | 72"(1829mm) | WURV-3672- S | 1014.85 | 1073.58 | 1257.16 | 1426.53 | 1485.26 | 1668.84 | 2399.06 | 2491.59 | 3036.04 | 3128.57 |

Adaptable Worksurfaces — Convergent

D-Shape Convergent



WURD
Class CA – Discount Group I

To Order, Specify:

1) Product number, including:

1 Surface Option:

- L** Laminate
- W** Wood

2 Edge Option:

Laminate:

- J** Edgeband
- F** Knife

Wood:

- K** Edgeband
- U** Knife

3 Wireway Option:

- A** Notched
- C** Without

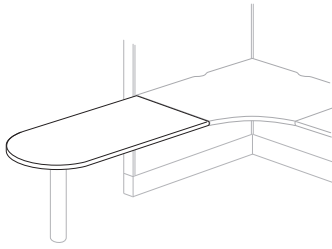
2) Laminate color or Wood finish color.

3) Edge trim color (laminite only).

| Width | Length | Number ① ② ③ | HPL Edgeband (J) | | HPL Knife Edge (F) | | Wood Edgeband (K) | | Wood Knife Edge (U) | |
|------------|-------------|--------------|------------------|-----------|--------------------|-----------|-------------------|------------|---------------------|------------|
| | | | A | B | A | B | A | B | A | B |
| 24"(610mm) | 36"(914mm) | WURD-2436- S | \$ 471.24 | \$ 502.59 | \$ 712.55 | \$ 743.90 | \$ 1248.72 | \$ 1303.13 | \$ 1643.73 | \$ 1698.14 |
| | 42"(1067mm) | WURD-2442- S | 540.47 | 576.74 | 800.58 | 836.85 | 1434.30 | 1498.55 | 1871.26 | 1935.51 |
| | 48"(1219mm) | WURD-2448- S | 612.00 | 654.01 | 898.43 | 940.44 | 1619.88 | 1695.61 | 2115.57 | 2191.30 |
| | 54"(1372mm) | WURD-2454- S | 681.23 | 727.34 | 986.46 | 1032.57 | 1805.46 | 1889.39 | 2343.10 | 2427.03 |
| | 60"(1524mm) | WURD-2460- S | 752.76 | 804.61 | 1084.31 | 1136.16 | 1991.04 | 2086.45 | 2587.41 | 2682.82 |
| | 66"(1676mm) | WURD-2466- S | 823.14 | 879.91 | 1177.25 | 1234.02 | 2176.62 | 2281.87 | 2823.33 | 2928.58 |
| | 72"(1829mm) | WURD-2472- S | 892.37 | 953.24 | 1265.28 | 1326.15 | 2362.20 | 2475.65 | 3050.86 | 3164.31 |
| 30"(762mm) | 36"(914mm) | WURD-3036- S | \$ 636.18 | \$ 667.53 | \$ 929.62 | \$ 960.97 | \$ 1409.52 | \$ 1463.93 | \$ 1853.52 | \$ 1907.93 |
| | 42"(1067mm) | WURD-3042- S | 702.35 | 738.62 | 1014.59 | 1050.86 | 1597.62 | 1661.87 | 2083.57 | 2147.82 |
| | 48"(1219mm) | WURD-3048- S | 770.82 | 812.83 | 1109.38 | 1151.39 | 1785.72 | 1861.45 | 2330.40 | 2406.13 |
| | 54"(1372mm) | WURD-3054- S | 836.99 | 883.10 | 1194.35 | 1240.46 | 1973.82 | 2057.75 | 2560.45 | 2644.38 |
| | 60"(1524mm) | WURD-3060- S | 905.46 | 957.31 | 1289.14 | 1340.99 | 2161.92 | 2257.33 | 2807.28 | 2902.69 |
| | 66"(1676mm) | WURD-3066- S | 972.78 | 1029.55 | 1379.02 | 1435.79 | 2350.02 | 2455.27 | 3045.72 | 3150.97 |
| | 72"(1829mm) | WURD-3072- S | 1038.95 | 1099.82 | 1463.99 | 1524.86 | 2538.12 | 2651.57 | 3275.77 | 3389.22 |
| 36"(914mm) | 36"(914mm) | WURD-3636- S | \$ 651.04 | \$ 682.39 | \$ 949.34 | \$ 980.69 | \$ 1473.03 | \$ 1527.44 | \$ 1926.83 | \$ 1981.24 |
| | 42"(1067mm) | WURD-3642- S | 720.27 | 756.54 | 1037.37 | 1073.64 | 1663.65 | 1727.90 | 2159.40 | 2223.65 |
| | 48"(1219mm) | WURD-3648- S | 791.80 | 833.81 | 1135.22 | 1177.23 | 1854.27 | 1930.00 | 2408.75 | 2484.48 |
| | 54"(1372mm) | WURD-3654- S | 861.03 | 907.14 | 1223.25 | 1269.36 | 2044.89 | 2128.82 | 2641.32 | 2725.25 |
| | 60"(1524mm) | WURD-3660- S | 932.56 | 984.41 | 1321.10 | 1372.95 | 2235.51 | 2330.92 | 2890.67 | 2986.08 |
| | 66"(1676mm) | WURD-3666- S | 1002.94 | 1059.71 | 1414.04 | 1470.81 | 2426.13 | 2531.38 | 3131.63 | 3236.88 |
| | 72"(1829mm) | WURD-3672- S | 1072.17 | 1133.04 | 1502.07 | 1562.94 | 2616.75 | 2730.20 | 3364.20 | 3477.65 |

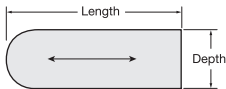
Adaptable Worksurfaces — Convergent

D-Shape Ender Convergent



Unique Specifications

- Must be attached to the depth of adjoining work surface.



WUDD

Class CA – Discount Group I

To Order, Specify:

- 1) Product number, including:

1 Surface Option:

- L** Laminate
- W** Wood

2 Edge Option:

Laminate:

- J** Edgeband
- F** Knife

Wood:

- K** Edgeband
- U** Knife

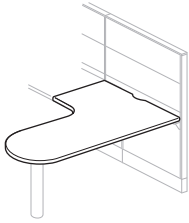
- 2) Laminate color or Wood finish color.

- 3) Edge trim color (laminite only).

| Depth | Length | Number 1 2 | HPL Edgeband (J) | | HPL Knife Edge (F) | | Wood Edgeband (K) | | Wood Knife Edge (U) | |
|------------|-------------|---------------|------------------|-----------|--------------------|-----------|-------------------|------------|---------------------|------------|
| | | | A | B | A | B | A | B | A | B |
| 18"(457mm) | 36"(914mm) | WUDD-1836- SC | \$ 388.44 | \$ 416.92 | \$ 610.74 | \$ 639.22 | \$ 1145.08 | \$ 1200.31 | \$ 1516.93 | \$ 1572.16 |
| | 42"(1067mm) | WUDD-1842- SC | 444.60 | 477.76 | 687.00 | 720.16 | 1315.96 | 1381.15 | 1737.97 | 1803.16 |
| | 48"(1219mm) | WUDD-1848- SC | 500.76 | 538.60 | 763.26 | 801.10 | 1486.84 | 1561.99 | 1959.01 | 2034.16 |
| | 54"(1372mm) | WUDD-1854- SC | 556.92 | 599.44 | 839.52 | 882.04 | 1657.72 | 1742.83 | 2180.05 | 2265.16 |
| | 60"(1524mm) | WUDD-1860- SC | 613.08 | 660.28 | 915.78 | 962.98 | 1828.60 | 1923.67 | 2401.09 | 2496.16 |
| | 66"(1676mm) | WUDD-1866- SC | 669.24 | 721.12 | 992.04 | 1043.92 | 1999.48 | 2104.51 | 2622.13 | 2727.16 |
| | 72"(1829mm) | WUDD-1872- SC | 725.40 | 781.96 | 1068.30 | 1124.86 | 2170.36 | 2285.35 | 2843.17 | 2958.16 |
| 24"(610mm) | 36"(914mm) | WUDD-2436- SC | \$ 443.70 | \$ 472.18 | \$ 684.15 | \$ 712.63 | \$ 1203.69 | \$ 1258.92 | \$ 1595.47 | \$ 1650.70 |
| | 42"(1067mm) | WUDD-2442- SC | 514.92 | 548.08 | 775.47 | 808.63 | 1394.55 | 1459.74 | 1836.49 | 1901.68 |
| | 48"(1219mm) | WUDD-2448- SC | 586.14 | 623.98 | 866.79 | 904.63 | 1585.41 | 1660.56 | 2077.51 | 2152.66 |
| | 54"(1372mm) | WUDD-2454- SC | 657.36 | 699.88 | 958.11 | 1000.63 | 1776.27 | 1861.38 | 2318.53 | 2403.64 |
| | 60"(1524mm) | WUDD-2460- SC | 728.58 | 775.78 | 1049.43 | 1096.63 | 1967.13 | 2062.20 | 2559.55 | 2654.62 |
| | 66"(1676mm) | WUDD-2466- SC | 799.80 | 851.68 | 1140.75 | 1192.63 | 2157.99 | 2263.02 | 2800.57 | 2905.60 |
| | 72"(1829mm) | WUDD-2472- SC | 871.02 | 927.58 | 1232.07 | 1288.63 | 2348.85 | 2463.84 | 3041.59 | 3156.58 |
| 30"(762mm) | 36"(914mm) | WUDD-3036- SC | \$ 587.69 | \$ 616.17 | \$ 881.02 | \$ 909.50 | \$ 1359.38 | \$ 1414.61 | \$ 1800.86 | \$ 1856.09 |
| | 42"(1067mm) | WUDD-3042- SC | 655.91 | 689.07 | 969.34 | 1002.50 | 1550.24 | 1615.43 | 2041.88 | 2107.07 |
| | 48"(1219mm) | WUDD-3048- SC | 724.13 | 761.97 | 1057.66 | 1095.50 | 1741.10 | 1816.25 | 2282.90 | 2358.05 |
| | 54"(1372mm) | WUDD-3054- SC | 792.35 | 834.87 | 1145.98 | 1188.50 | 1931.96 | 2017.07 | 2523.92 | 2609.03 |
| | 60"(1524mm) | WUDD-3060- SC | 860.57 | 907.77 | 1234.30 | 1281.50 | 2122.82 | 2217.89 | 2764.94 | 2860.01 |
| | 66"(1676mm) | WUDD-3066- SC | 928.79 | 980.67 | 1322.62 | 1374.50 | 2313.68 | 2418.71 | 3005.96 | 3110.99 |
| | 72"(1829mm) | WUDD-3072- SC | 997.01 | 1053.57 | 1410.94 | 1467.50 | 2504.54 | 2619.53 | 3246.98 | 3361.97 |

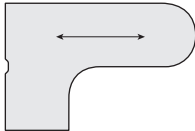
Adaptable Worksurfaces — Convergent

D-Shape Convergent Wrap-Around

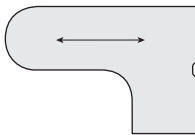


Unique Specifications

- 36"(914mm)W surfaces have a 24"(610mm) diameter D-shaped radius.
- 42"(1067mm)-60"(1524mm)W surfaces have a 30"(762mm) diameter D-shaped radius.
- Mini cantilever brackets are for use with 18"(457mm)D work surface with knife edge only.



(Right-hand orientation)



(Left-hand orientation)

WUCD-L

Class CA – Discount Group I

To Order, Specify:

1) Product number, including:

1 Surface Option:

L Laminate

W Wood

2 Edge Option:

Laminate:

J Edgeband

F Knife

Wood:

K Edgeband

U Knife

3 Wireway Option:

A Notched

C Without

4 Orientation (as seated):

R Right-hand

L Left-hand

2) Laminate color or Wood finish color.

3) Edge trim color (laminite only).

| Depth | Width | Length | Number | HPL Edgeband (J) | | | HPL Knife Edge (F) | | Wood Edgeband (K) | | Wood Knife Edge (U) | | |
|------------|-------------|-------------|------------|------------------|---|------------|--------------------|------------|-------------------|------------|---------------------|------------|------------|
| | | | | 1 | 2 | 3 | 4 | A | B | A | B | A | B |
| 18"(457mm) | 36"(914mm) | 60"(1524mm) | WUCD-3660- | S | 3 | \$ 1387.88 | \$ 1487.81 | \$ 1755.89 | \$ 1855.82 | \$ 2328.86 | \$ 2499.28 | \$ 2810.02 | \$ 2980.44 |
| | | 66"(1676mm) | WUCD-3666- | S | 3 | 1432.82 | 1535.99 | 1819.01 | 1922.18 | 2412.56 | 2597.68 | 2918.20 | 3103.32 |
| | | 72"(1829mm) | WUCD-3672- | S | 3 | 1562.72 | 1669.13 | 1967.09 | 2073.50 | 2581.22 | 2781.04 | 3111.34 | 3311.16 |
| 24"(610mm) | 36"(914mm) | 60"(1524mm) | WUCD-3660- | S | 4 | \$ 1426.79 | \$ 1529.23 | \$ 1788.67 | \$ 1891.11 | \$ 2353.64 | \$ 2528.25 | \$ 2833.45 | \$ 3008.06 |
| | | 66"(1676mm) | WUCD-3666- | S | 4 | 1471.73 | 1577.41 | 1851.79 | 1957.47 | 2437.34 | 2626.65 | 2941.63 | 3130.94 |
| | | 72"(1829mm) | WUCD-3672- | S | 4 | 1601.63 | 1710.55 | 1999.87 | 2108.79 | 2606.00 | 2810.01 | 3134.77 | 3338.78 |
| 30"(762mm) | 36"(914mm) | 60"(1524mm) | WUCD-3660- | S | 5 | \$ 1465.70 | \$ 1570.65 | \$ 1821.45 | \$ 1926.40 | \$ 2378.42 | \$ 2557.22 | \$ 2856.88 | \$ 3035.68 |
| | | 66"(1676mm) | WUCD-3666- | S | 5 | 1510.64 | 1618.83 | 1884.57 | 1992.76 | 2462.12 | 2655.62 | 2965.06 | 3158.56 |
| | | 72"(1829mm) | WUCD-3672- | S | 5 | 1640.54 | 1751.97 | 2032.65 | 2144.08 | 2630.78 | 2838.98 | 3158.20 | 3366.40 |
| 18"(457mm) | 42"(1067mm) | 60"(1524mm) | WUCD-4260- | S | 3 | \$ 1471.73 | \$ 1577.41 | \$ 1851.79 | \$ 1957.47 | \$ 2437.34 | \$ 2626.65 | \$ 2941.63 | \$ 3130.94 |
| | | 66"(1676mm) | WUCD-4266- | S | 3 | 1516.67 | 1625.59 | 1914.91 | 2023.83 | 2521.04 | 2725.05 | 3049.81 | 3253.82 |
| | | 72"(1829mm) | WUCD-4272- | S | 3 | 1561.61 | 1673.77 | 1978.03 | 2090.19 | 2604.74 | 2823.45 | 3157.99 | 3376.70 |
| 24"(610mm) | 42"(1067mm) | 60"(1524mm) | WUCD-4260- | S | 4 | \$ 1510.64 | \$ 1618.83 | \$ 1884.57 | \$ 1992.76 | \$ 2462.12 | \$ 2655.62 | \$ 2965.06 | \$ 3158.56 |
| | | 66"(1676mm) | WUCD-4266- | S | 4 | 1555.58 | 1667.01 | 1947.69 | 2059.12 | 2545.82 | 2754.02 | 3073.24 | 3281.44 |
| | | 72"(1829mm) | WUCD-4272- | S | 4 | 1600.52 | 1715.19 | 2010.81 | 2125.48 | 2629.52 | 2852.42 | 3181.42 | 3404.32 |
| 30"(762mm) | 42"(1067mm) | 60"(1524mm) | WUCD-4260- | S | 5 | \$ 1549.55 | \$ 1660.25 | \$ 1917.35 | \$ 2028.05 | \$ 2486.90 | \$ 2684.59 | \$ 2988.49 | \$ 3186.18 |
| | | 66"(1676mm) | WUCD-4266- | S | 5 | 1594.49 | 1708.43 | 1980.47 | 2094.41 | 2570.60 | 2782.99 | 3096.67 | 3309.06 |
| | | 72"(1829mm) | WUCD-4272- | S | 5 | 1639.43 | 1756.61 | 2043.59 | 2160.77 | 2654.30 | 2881.39 | 3204.85 | 3431.94 |
| 18"(457mm) | 48"(1219mm) | 60"(1524mm) | WUCD-4860- | S | 3 | \$ 1516.67 | \$ 1625.59 | \$ 1914.91 | \$ 2023.83 | \$ 2521.04 | \$ 2725.05 | \$ 3049.81 | \$ 3253.82 |
| | | 66"(1676mm) | WUCD-4866- | S | 3 | 1561.61 | 1673.77 | 1978.03 | 2090.19 | 2604.74 | 2823.45 | 3157.99 | 3376.70 |
| | | 72"(1829mm) | WUCD-4872- | S | 3 | 1606.55 | 1721.95 | 2041.15 | 2156.55 | 2688.44 | 2921.85 | 3266.17 | 3499.58 |
| 24"(610mm) | 48"(1219mm) | 60"(1524mm) | WUCD-4860- | S | 4 | \$ 1555.58 | \$ 1667.01 | \$ 1947.69 | \$ 2059.12 | \$ 2545.82 | \$ 2754.02 | \$ 3073.24 | \$ 3281.44 |
| | | 66"(1676mm) | WUCD-4866- | S | 4 | 1600.52 | 1715.19 | 2010.81 | 2125.48 | 2629.52 | 2852.42 | 3181.42 | 3404.32 |
| | | 72"(1829mm) | WUCD-4872- | S | 4 | 1645.46 | 1763.37 | 2073.93 | 2191.84 | 2713.22 | 2950.82 | 3289.60 | 3527.20 |
| 30"(762mm) | 48"(1219mm) | 60"(1524mm) | WUCD-4860- | S | 5 | \$ 1594.49 | \$ 1708.43 | \$ 1980.47 | \$ 2094.41 | \$ 2570.60 | \$ 2782.99 | \$ 3096.67 | \$ 3309.06 |
| | | 66"(1676mm) | WUCD-4866- | S | 5 | 1639.43 | 1756.61 | 2043.59 | 2160.77 | 2654.30 | 2881.39 | 3204.85 | 3431.94 |
| | | 72"(1829mm) | WUCD-4872- | S | 5 | 1684.37 | 1804.79 | 2106.71 | 2227.13 | 2738.00 | 2979.79 | 3313.03 | 3554.82 |

Adaptable Worksurfaces — Convergent

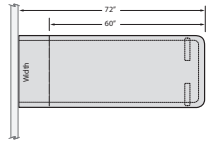
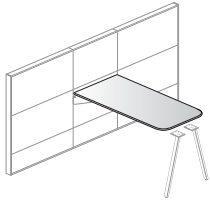
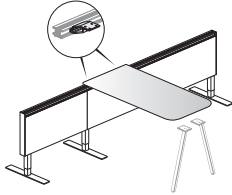
D-Shape Convergent Wrap-Around

| Depth | Width | Length | Number ① ② ③ ④ | HPL Edgeband (J) | | HPL Knife Edge (F) | | Wood Edgeband (K) | | Wood Knife Edge (U) | |
|------------|-------------|-------------|----------------|------------------|------------|--------------------|------------|-------------------|-----|---------------------|-----|
| | | | | A | B | A | B | A | B | A | B |
| 18"(457mm) | 54"(1372mm) | 60"(1524mm) | WUCD-5460- S 3 | \$ 1561.61 | \$ 1673.77 | \$ 1978.03 | \$ 2090.19 | N/A | N/A | N/A | N/A |
| | | 66"(1676mm) | WUCD-5466- S 3 | 1606.55 | 1721.95 | 2041.15 | 2156.55 | N/A | N/A | N/A | N/A |
| | | 72"(1829mm) | WUCD-5472- S 3 | 1651.49 | 1770.13 | 2104.27 | 2222.91 | N/A | N/A | N/A | N/A |
| 24"(610mm) | 54"(1372mm) | 60"(1524mm) | WUCD-5460- S 4 | \$ 1600.52 | \$ 1715.19 | \$ 2010.81 | \$ 2125.48 | N/A | N/A | N/A | N/A |
| | | 66"(1676mm) | WUCD-5466- S 4 | 1645.46 | 1763.37 | 2073.93 | 2191.84 | N/A | N/A | N/A | N/A |
| | | 72"(1829mm) | WUCD-5472- S 4 | 1690.40 | 1811.55 | 2137.05 | 2258.20 | N/A | N/A | N/A | N/A |
| 30"(762mm) | 54"(1372mm) | 60"(1524mm) | WUCD-5460- S 5 | \$ 1639.43 | \$ 1756.61 | \$ 2043.59 | \$ 2160.77 | N/A | N/A | N/A | N/A |
| | | 66"(1676mm) | WUCD-5466- S 5 | 1684.37 | 1804.79 | 2106.71 | 2227.13 | N/A | N/A | N/A | N/A |
| | | 72"(1829mm) | WUCD-5472- S 5 | 1729.31 | 1852.97 | 2169.83 | 2293.49 | N/A | N/A | N/A | N/A |
| 18"(457mm) | 60"(1524mm) | 60"(1524mm) | WUCD-6060- S 3 | \$ 1606.55 | \$ 1721.95 | \$ 2041.15 | \$ 2156.55 | N/A | N/A | N/A | N/A |
| | | 66"(1676mm) | WUCD-6066- S 3 | 1651.49 | 1770.13 | 2104.27 | 2222.91 | N/A | N/A | N/A | N/A |
| | | 72"(1829mm) | WUCD-6072- S 3 | 1696.43 | 1818.31 | 2167.39 | 2289.27 | N/A | N/A | N/A | N/A |
| 24"(610mm) | 60"(1524mm) | 60"(1524mm) | WUCD-6060- S 4 | \$ 1645.46 | \$ 1763.37 | \$ 2073.93 | \$ 2191.84 | N/A | N/A | N/A | N/A |
| | | 66"(1676mm) | WUCD-6066- S 4 | 1690.40 | 1811.55 | 2137.05 | 2258.20 | N/A | N/A | N/A | N/A |
| | | 72"(1829mm) | WUCD-6072- S 4 | 1735.34 | 1859.73 | 2200.17 | 2324.56 | N/A | N/A | N/A | N/A |
| 30"(762mm) | 60"(1524mm) | 60"(1524mm) | WUCD-6060- S 5 | \$ 1684.37 | \$ 1804.79 | \$ 2106.71 | \$ 2227.13 | N/A | N/A | N/A | N/A |
| | | 66"(1676mm) | WUCD-6066- S 5 | 1729.31 | 1852.97 | 2169.83 | 2293.49 | N/A | N/A | N/A | N/A |
| | | 72"(1829mm) | WUCD-6072- S 5 | 1774.25 | 1901.15 | 2232.95 | 2359.85 | N/A | N/A | N/A | N/A |

Adaptable Worksurfaces — Convergent

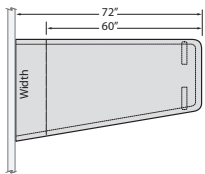
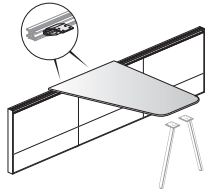
Radius Convergent

Radius Rectangular



WUYG

Radius Wedge



WUYH

Class CA – Discount Group I

Unique Specifications

- Flush mount plate is application specific; specify as needed.
- Knife edge option does not allow cantilever bracket attachment on a Rectangular Radius Convergent. Use edgeband option for cantilever attachment.
- Wireway option not available.
- Cantilever bracket not for use on angled side.

To Order, Specify:

1) Product number, including:

1 Surface Option:

L Laminate

W Wood

2 Edge Option:

Laminate:

J Edgeband

F Knife

Wood:

K Edgeband

U Knife

2) Laminate color or Wood finish color.

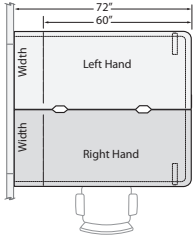
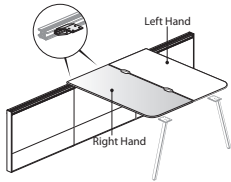
3) Edge trim color (laminite only).

| Left/Right Width | Length | Number ①② | HPL Edgeband (J) | | | HPL Knife Edge (F) | | | Wood Edgeband (K) | | Wood Knife Edge (U) | |
|------------------------|-------------|-------------------|---------------------|------------|------------|-----------------------|------------|------------|----------------------|------------|------------------------|------------|
| | | | A | B | E | A | B | E | A | B | A | B |
| Rectangular | | | | | | | | | | | | |
| 24"(610mm) | 60"(1524mm) | WUYG-2460-■ ■ SCN | \$1095.06 | \$ 1181.84 | \$ 1477.06 | \$ 1416.74 | \$ 1503.52 | \$ 1798.74 | \$ 2411.48 | \$ 2628.56 | \$ 3037.24 | \$ 3254.32 |
| | 72"(1829mm) | WUYG-2472-■ ■ SCN | 1217.38 | 1313.12 | 1665.22 | 1584.90 | 1680.64 | 2032.74 | 2634.04 | 2888.08 | 3288.84 | 3542.88 |
| 30"(762mm) | 60"(1524mm) | WUYG-3060-■ ■ SCN | \$ 1242.38 | \$ 1340.36 | \$ 1706.68 | \$ 1584.34 | \$ 1682.32 | \$ 2048.64 | \$ 2674.80 | \$ 2938.08 | \$ 3315.38 | \$ 3578.66 |
| | 72"(1829mm) | WUYG-3072-■ ■ SCN | 1393.42 | 1502.60 | 1940.02 | 1781.22 | 1890.40 | 2327.82 | 2949.28 | 3258.76 | 3618.90 | 3928.38 |
| Wedge | | | | | | | | | | | | |
| 34"(864mm)/60"(1524mm) | 60"(1524mm) | WUYH-3460-■ ■ SCL | \$ 1345.62 | \$ 1451.44 | \$ 1867.53 | \$ 1706.14 | \$ 1811.96 | \$ 2228.05 | \$ 2892.66 | \$ 3188.28 | \$ 3550.32 | \$ 3845.94 |
| 36"(914mm)/72"(1829mm) | 72"(1829mm) | WUYH-3672-■ ■ SCL | 1569.94 | 1692.56 | 2215.30 | 1988.10 | 2110.72 | 2633.46 | 3290.98 | 3655.90 | 3989.82 | 4354.74 |
| 60"(1524mm)/34"(864mm) | 60"(1524mm) | WUYH-3460-■ ■ SCR | \$ 1345.62 | \$ 1451.44 | \$ 1867.53 | \$ 1706.14 | \$ 1811.96 | \$ 2228.05 | \$ 2892.66 | \$ 3188.28 | \$ 3550.32 | \$ 3845.94 |
| 72"(1829mm)/36"(914mm) | 72"(1829mm) | WUYH-3672-■ ■ SCR | 1569.94 | 1692.56 | 2215.30 | 1988.10 | 2110.72 | 2633.46 | 3290.98 | 3655.90 | 3989.82 | 4354.74 |

Adaptable Worksurfaces — Convergent

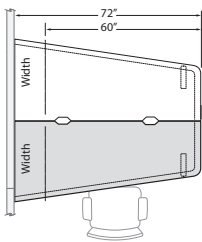
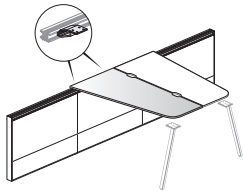
Radius Half Convergent

Rectangular



WUYC

Wedge



WUYF

Class CA – Discount Group I

Unique Specifications

- A left and a right handed work surface must be ordered together.
- A pair of work surfaces requires four separately specified Flush Mount Plates.
- Designed to be used with Belong Plus Screen (SUSC-____-FNZANNN); requires wireway option on both work surfaces.
- 60"(1524mm) tops have two wireways and will only accept 42"(1067mm)W Belong Plus Screen.
- 72"(1829mm) tops have three wireways and will only accept 48"(1219mm)W Belong Plus Screen.
- Cantilever bracket cannot be used with wireway.
- Cantilever bracket not for use on angled side of Wedge Radius Half Convergent.
- Knife edge option for use with 26"(660mm)H frame, Connections or Beam with work rail off modular brackets only.
- Knife edge option does not allow cantilever bracket attachment on a Rectangular Radius Half Convergent. Use edgeband option for cantilever attachment.

To Order, Specify:

1) Product number, including:

1 Surface Option:

- L** Laminate
- W** Wood

2 Edge Option:

Laminate:

- J** Edgeband
- F** Knife

Wood:

- K** Edgeband
- U** Knife

3 Wireway/Cutout Option:

- A** Notched
- C** Without
- H** Belong Hatch

4 Orientation (as seated):

(Rectangular only)

- R** Right-hand
- L** Left-hand

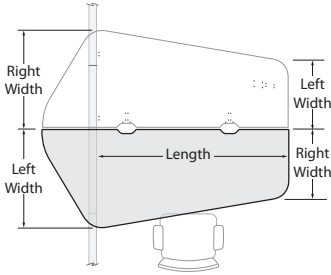
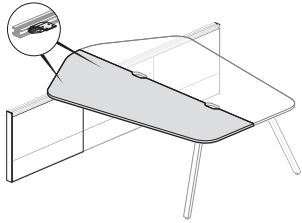
2) Laminate color or Wood finish color.

3) Edge trim color (laminite only).

| Left/Right Width | Length | Number | ① ② ③ ④ | HPL Edgeband (J) | | | HPL Knife Edge (F) | | | Wood Edgeband (K) | | Wood Knife Edge (U) | |
|-----------------------|-------------|------------|---------|---------------------|-----------|-----------|-----------------------|-----------|-----------|----------------------|-----------|------------------------|-----------|
| | | | | A | B | E | A | B | E | A | B | A | B |
| Rectangular | | | | | | | | | | | | | |
| 24"(610mm) | 60"(1524mm) | WUYC-2460- | S | \$1140.48 | \$1231.33 | \$1539.66 | \$1455.27 | \$1546.12 | \$1854.45 | \$2298.77 | \$2525.47 | \$2937.81 | \$3164.51 |
| | 72"(1829mm) | WUYC-2472- | S | 1264.44 | 1364.81 | 1732.42 | 1605.75 | 1706.12 | 2073.73 | 2523.57 | 2788.75 | 3178.09 | 3443.27 |
| 30"(762mm) | 60"(1524mm) | WUYC-3060- | S | \$1294.32 | \$1397.07 | \$1779.50 | \$1630.41 | \$1733.16 | \$2115.59 | \$2574.01 | \$2848.81 | \$3228.53 | \$3503.33 |
| | 72"(1829mm) | WUYC-3072- | S | 1448.28 | 1562.93 | 2019.46 | 1810.89 | 1925.54 | 2382.07 | 2853.09 | 3175.99 | 3523.09 | 3845.99 |
| Wedge | | | | | | | | | | | | | |
| 34"(864mm)/24"(610mm) | 60"(1524mm) | WUYF-3460- | S L | \$1395.48 | \$1506.56 | \$1940.86 | \$1710.27 | \$1821.35 | \$2255.65 | \$2760.15 | \$2760.15 | \$3707.66 | \$3707.66 |
| 36"(914mm)/24"(610mm) | 72"(1829mm) | WUYF-3672- | S L | 1625.72 | 1754.65 | 2300.10 | 1974.13 | 2103.06 | 2648.51 | 3176.21 | 3176.21 | 4216.51 | 4216.51 |
| 24"(610mm)/34"(864mm) | 60"(1524mm) | WUYF-3460- | S R | \$1395.48 | \$1506.56 | \$1940.86 | \$1710.27 | \$1821.35 | \$2255.65 | \$2760.15 | \$2760.15 | \$3707.66 | \$3707.66 |
| 24"(610mm)/36"(914mm) | 72"(1829mm) | WUYF-3672- | S R | 1625.72 | 1754.65 | 2300.10 | 1974.13 | 2103.06 | 2648.51 | 3176.21 | 3556.83 | 3835.89 | 4216.51 |

Adaptable Worksurfaces — Convergent

Wedge Half Convergent Plus



WUYT
Class CA – Discount Group I

Unique Specifications

- A left and a right handed work surface must be ordered together.
- A pair of work surfaces requires four separately specified Flush Mount Plates.
- Only for use with 26”(660mm)H frame, Connections, or Beam.
- Designed to be used with Belong Plus Screen (SUSC-___-FNZANNN); requires wireway option on both work surfaces.
- 60”(1524mm) tops have two wireways and will only accept 42”(1067mm)W Belong Plus Screen.
- 72”(1829mm) tops have three wireways and will only accept 48”(1219mm)W Belong Plus Screen.
- Cantilever bracket cannot be used with wireway.
- Cantilever bracket not for use on angled side of Wedge Radius Half Convergent Plus.
- Knife edge option does not allow cantilever bracket attachment on a Rectangular Radius Half Convergent. Use edgeband option for cantilever attachment.

To Order, Specify:

1) Product number, including:

1 Surface Option:

- L** Laminate
- W** Wood

2 Edge Option:

Laminate:

- J** Edgeband
- F** Knife

Wood:

- K** Edgeband
- U** Knife

3 Wireway/Cutout Option:

- A** Notched
- C** Without
- H** Belong Hatch

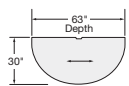
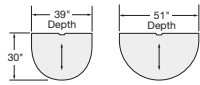
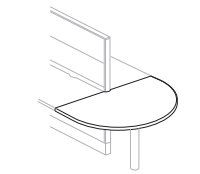
2) Laminate color or Wood finish color.

3) Edge trim color (laminated only).

| Left/Right Width | Length | Number ①②③ | HPL Edgeband (J) | | | HPL Knife Edge (F) | | | Wood Edgeband (K) | | Wood Knife Edge (U) | |
|-----------------------|-------------|--------------------|------------------|------------|------------|--------------------|-----------|------------|-------------------|-----------|---------------------|-----------|
| | | | A | B | E | A | B | E | A | B | A | B |
| 34”(864mm)/24”(610mm) | 60”(1524mm) | WUYT-3460- [] S L | \$ 1591.66 | \$ 1716.52 | \$ 2253.48 | \$1964.90 | \$2089.76 | \$ 2626.72 | \$3372.15 | \$3746.29 | \$4029.87 | \$4404.01 |
| 36”(914mm)/24”(610mm) | 72”(1829mm) | WUYT-3672- [] S L | 1826.50 | 1969.28 | 2620.00 | 2231.94 | 2374.72 | 3025.44 | 3796.19 | 4244.25 | 4473.37 | 4921.43 |
| 24”(610mm)/34”(864mm) | 60”(1524mm) | WUYT-3460- [] S R | \$ 1591.66 | \$ 1716.52 | \$ 2253.48 | \$1964.90 | \$2089.76 | \$ 2626.72 | \$3372.15 | \$3746.29 | \$4029.87 | \$4404.01 |
| 24”(610mm)/36”(914mm) | 72”(1829mm) | WUYT-3672- [] S R | 1826.50 | 1969.28 | 2620.00 | 2231.94 | 2374.72 | 3025.44 | 3796.19 | 4244.25 | 4473.37 | 4921.43 |

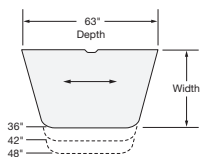
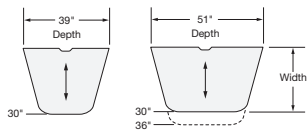
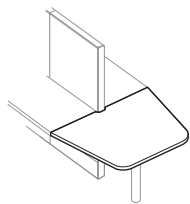
Adaptable Worksurfaces — Conference End

Conference End



WUDC

Key Conference End



WURY

Class CA – Discount Group I

Features

- Includes worksurface and tie plate.
- High-Pressure Laminate (HPL) with 3mm edgeband (J) or knife edge (F) on user edge and 1mm edgeband on back.
- Wood veneer worksurface with 3mm edgeband (K) or knife (U) on user edge and 1mm edgeband on back.
- Worksurfaces predrilled to accept most support options.
- Wireway along back edge is color-matched to solid side/back edge trim. When wood veneer or wood grain or patterned laminate is specified, wireway will be Charcoal. Refer to Specification Guide for wireway details.
- Depths and widths shown in nominal dimensions.
- Wireway required to accommodate end-of-run trim.

Specification Tips

- **Worksurface support specific to product line and worksurface edge guidelines; must be separately specified; refer to Specification Guide**
- Key ends with single support posts or columns are generally not considered to be panel supports. See load guidelines in Specification Guide to insure that the panels are properly supported.
- The back edge of the key end must be supported by either
 - Two ZUBF-0000-PN brackets (51"(1295mm)/63"(1600mm) depths)
 - A standard link bracket (pair)
 - Another component with shared worksurface support (Worksurface support panel, P-leg)
 - A combination of the previous three
- **The front of the key end must be supported by one of the following:**
 - **Support post or column - REQUIRED**
- To be used in conference end application.
 - (D) wireway option specific to Compose end-of-run applications

To Order, Specify:

1) Product number, including:

1 Surface Option:

- L** Laminate
- W** Wood

2 Edge Option:

Laminate:

- J** Edgeband
- F** Knife

Wood:

- K** Edgeband
- U** Knife

3 Wireway Option:

- A** Notched
- D** Compose End-of-Run

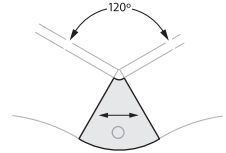
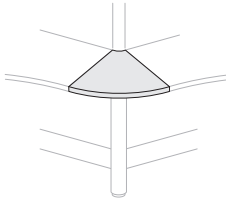
2) Laminate color or Wood finish color.

3) Edge trim color (laminated only).

Note: Grain direction for Conference and Key Conference End over 63"(1600mm)D will be reversed.

| Depth | Width | Number ①②③ | HPL Edgeband (J) | | HPL Knife Edge (F) | | Wood Edgeband (K) | | Wood Knife Edge (U) | |
|---------------------------|-------------|-------------------|------------------|------------|--------------------|------------|-------------------|------------|---------------------|------------|
| | | | A | B | A | B | A | B | A | B |
| Conference End | | | | | | | | | | |
| 39"(991mm) | 30"(762mm) | WUDC-3930-■ ■ S ■ | \$ 955.24 | \$ 1021.19 | \$1342.32 | \$ 1408.27 | \$ 2764.31 | \$ 2897.87 | \$ 3511.02 | \$3644.58 |
| 51"(1295mm) | | WUDC-5130-■ ■ S ■ | 1000.74 | 1068.51 | 1405.37 | 1473.14 | 2911.73 | 3071.55 | 3700.95 | 3860.77 |
| 63"(1600mm) | | WUDC-6330-■ ■ S ■ | 1042.74 | 1112.19 | 1463.57 | 1533.02 | 3047.81 | 3231.87 | 3876.27 | 4060.33 |
| Key Conference End | | | | | | | | | | |
| 39"(991mm) | 30"(762mm) | WURY-3930-■ ■ S ■ | \$1208.49 | \$1295.06 | \$1698.92 | \$ 1785.49 | \$3275.63 | \$ 3507.08 | \$4258.86 | \$ 4490.31 |
| 51"(1295mm) | 30"(762mm) | WURY-5130-■ ■ S ■ | \$ 1215.09 | \$ 1302.11 | \$ 1707.83 | \$ 1794.85 | \$ 3281.66 | \$ 3514.15 | \$4264.89 | \$ 4497.38 |
| | 36"(914mm) | WURY-5136-■ ■ S ■ | 1241.19 | 1330.17 | 1740.90 | 1829.88 | 3358.68 | 3604.98 | 4364.34 | 4610.64 |
| 63"(1600mm) | 36"(914mm) | WURY-6336-■ ■ S ■ | \$ 1247.79 | \$ 1337.22 | \$ 1749.81 | \$ 1839.24 | \$ 3364.71 | \$ 3612.05 | \$4370.37 | \$ 4617.71 |
| | 42"(1067mm) | WURY-6342-■ ■ S ■ | 1273.89 | 1365.28 | 1782.88 | 1874.27 | 3441.73 | 3702.88 | 4469.82 | 4730.97 |
| | 48"(1219mm) | WURY-6348-■ ■ S ■ | 1299.99 | 1393.34 | 1815.95 | 1909.30 | 3518.75 | 3793.71 | 4569.27 | 4844.23 |

Adaptable Worksurfaces — 120° Link



WZDZ
Class CA – Discount Group I

Features

- Includes work surface and tie plate.
- High-Pressure Laminate (HPL) with 3mm edgeband (J) or knife edge (F) on user edge and 1mm edgeband on sides and back.
- Wood veneer work surface with 3mm edgeband (K) or knife (U) on user edge and 1mm edgeband on back.
- Worksurfaces predrilled to accept most support options.
- Depth shown in nominal dimensions.

Specification Tips

- Support column, leg or work surface support panel may be used dependent upon application.
- Use with Corner, 120° Wrap-Around worksurfaces.
- **Work surface support specific to product line and work surface edge guidelines; must be separately specified; refer to Specification Guide for support and load.**
 - P-Leg
 - Support post
 - Support column
 - Work surface support panel
 - Tie plate with 18"(457mm) depth
 - Flush mount plates with 24"(610mm) and 30"(762mm) depths
 - Standard link cantilevers
- Knife edge requires use of work surface supports for that application; work surface support panel and/or side bracket for use with knife edge.
- Mini cantilever brackets are for use with 18"(457mm)D work surfaces with knife edge only.

To Order, Specify:

1) Product number, including:

1 Surface Option:

- L** Laminate
- W** Wood

2 Edge Option:

Laminate:

- J** Edgeband
- F** Knife

Wood:

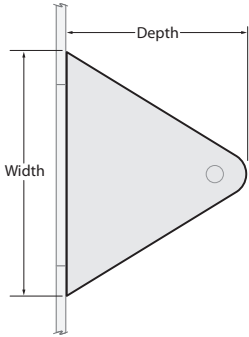
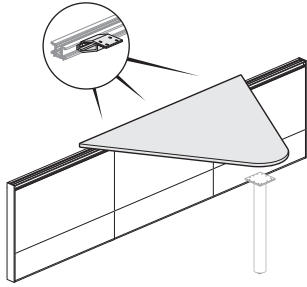
- K** Edgeband
- U** Knife

2) Laminate color or Wood finish color.

3) Edge trim color (laminated only).

| Depth | Number 12 | SC | HPL Edgeband (J) | | HPL Knife Edge (F) | | Wood Edgeband (K) | | Wood Knife Edge (U) | |
|------------|------------|----|------------------|----------|--------------------|-----------|-------------------|------------|---------------------|------------|
| | | | A | B | A | B | A | B | A | B |
| 18"(457mm) | WZDZ-1821- | SC | \$462.92 | \$496.50 | \$ 712.65 | \$ 746.23 | \$1243.83 | \$ 1348.09 | \$ 1670.75 | \$ 1775.01 |
| 24"(610mm) | WZDZ-2427- | SC | 507.76 | 541.34 | 757.49 | 791.07 | 1382.35 | 1451.22 | 1809.27 | 1878.14 |
| 30"(762mm) | WZDZ-3033- | SC | 717.36 | 770.37 | 1047.51 | 1100.52 | 1929.36 | 2058.34 | 2539.96 | 2668.94 |

Adaptable Worksurfaces — Triangular Key



WUYP
Class CA – Discount Group I

Features

- Includes worksurface.
- High-Pressure Laminate (HPL) with 3mm edgeband (J) or knife edge (F) on user edge and 1mm edgeband on panel sides and back.
- Wood with 3mm edgeband (K) or knife edge (U) on user edge and 1mm edgeband on panel sides and back.
- Edge detail is on all sides except the panel and worksurface attachment location.
- Depths and widths shown in nominal dimensions.

Specification Tips

- **Worksurface support specific to product line and worksurface edge guidelines; must be separately specified; refer to Specification Guide.**
- Designed to be used with Off Modular Bracket and work rail or side corner bracket.
- Not for use with cantilevers.
- Worksurface support must be separately specified.

To Order, Specify:

1) Product number, including:

1 Surface Option:

- L** Laminate
- W** Wood

2 Edge Option:

Laminate:

- J** Edgeband
- F** Knife

Wood:

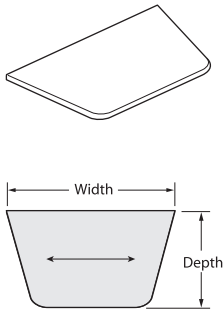
- K** Edgeband
- U** Knife

2) Laminate color or Wood finish color.

3) Edge trim color (laminated only).

| Depth | Width | Number 12 | HPL Edgeband (J) | | HPL Knife Edge (F) | | Wood Edgeband (K) | | Wood Knife Edge (U) | |
|-------------|-------------|------------------|------------------|-----------|--------------------|-----------|-------------------|-----------|---------------------|-----------|
| | | | A | B | A | B | A | B | A | B |
| 48"(1219mm) | 60"(1524mm) | WUYP-4860- SC | \$1350.52 | \$1457.45 | \$1638.79 | \$1745.72 | \$2893.57 | \$3226.59 | \$3517.13 | \$3850.15 |
| 60"(1524mm) | 72"(1829mm) | WUYP-6072- SC | \$1692.61 | \$1825.14 | \$2035.02 | \$2167.55 | \$3721.26 | \$4199.08 | \$4384.01 | \$4861.83 |

Adaptable Worksurfaces — Rectangular Key



WURY
Class CA – Discount Group I

Features

- Includes worksurface and tie plate.
- High-Pressure Laminate (HPL) with 3mm edgeband (J) or knife edge (F) on user edge and 1mm edgeband on sides and back.
- Wood veneer surface with 3mm edgeband (K) or knife (U) on user edge and 1mm edgeband on sides and back.
- **Worksurface width dimension attaches directly to panel and matches panel width.**
- Worksurfaces predrilled to accept most support options.
- Optional wireway can be specified to accommodate panel end-of-run trim. Wireway is color-matched to solid side/edge trim. When wood veneer or wood grain or patterned laminate is specified, wireway will be Charcoal. Refer to Specification Guide for wireway details.
- **Installed worksurfaces without wireway will not allow clearance for power plug.**
- Depths and widths shown in nominal dimensions.

Specification Tips

- **Worksurface support specific to product line and worksurface edge guidelines; must be separately specified; refer to Specification Guide for support and load.**
- Knife edge requires use of worksurface supports for that application; worksurface support panel and/or side bracket for use with knife edge.
- **Support post or column is required.**

To Order, Specify:

1) Product number, including:

1 Surface Option:

- L** Laminate
- W** Wood

2 Edge Option:

Laminate:

- J** Edgeband
- F** Knife

Wood:

- K** Edgeband
- U** Knife

3 Wireway/Cutout Option:

- A** Notched
- C** Without

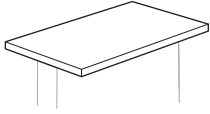
2) Laminate color or Wood finish color.

3) Edge trim color (laminite only).

| Width | Length | Number 1 2 3 | HPL Edgeband (J) | | | HPL Knife Edge (F) | | | Wood Edgeband (K) | | Wood Knife Edge (U) | |
|--------------|--------------|---|------------------|------------|-----------|--------------------|------------|------------|-------------------|------------|---------------------|------------|
| | | | A | B | E | A | B | E | A | B | A | B |
| 30" (762mm) | 36" (914mm) | WURY-3036- <input type="checkbox"/> <input type="checkbox"/> S <input type="checkbox"/> | \$ 982.83 | \$1054.92 | \$1272.93 | \$1393.07 | \$ 1465.16 | \$ 1683.17 | \$ 2681.21 | \$ 2841.21 | \$ 3571.09 | \$ 3731.09 |
| | 48" (1219mm) | WURY-3048- <input type="checkbox"/> <input type="checkbox"/> S <input type="checkbox"/> | 1044.70 | 1121.02 | 1365.47 | 1476.75 | 1553.07 | 1797.52 | 2824.49 | 3010.01 | 3756.04 | 3941.56 |
| 36" (914mm) | 48" (1219mm) | WURY-3648- <input type="checkbox"/> <input type="checkbox"/> S <input type="checkbox"/> | \$ 1108.70 | \$ 1189.58 | \$1462.83 | \$1560.96 | \$ 1641.84 | \$ 1915.09 | \$2990.64 | \$3205.71 | \$ 3968.77 | \$ 4183.84 |
| | 60" (1524mm) | WURY-3660- <input type="checkbox"/> <input type="checkbox"/> S <input type="checkbox"/> | 1170.57 | 1255.68 | 1555.37 | 1644.64 | 1729.75 | 2029.44 | 3133.92 | 3374.51 | 4153.72 | 4394.31 |
| | 72" (1829mm) | WURY-3672- <input type="checkbox"/> <input type="checkbox"/> S <input type="checkbox"/> | 1232.44 | 1321.78 | 1647.91 | 1728.32 | 1817.66 | 2143.79 | 3277.20 | 3543.31 | 4338.67 | 4604.78 |
| 42" (1067mm) | 60" (1524mm) | WURY-4260- <input type="checkbox"/> <input type="checkbox"/> S <input type="checkbox"/> | \$1234.57 | \$1324.24 | \$1652.73 | \$1728.85 | \$ 1818.52 | \$ 2147.01 | \$3300.07 | \$3570.21 | \$4366.45 | \$4636.59 |
| | 72" (1829mm) | WURY-4272- <input type="checkbox"/> <input type="checkbox"/> S <input type="checkbox"/> | 1296.44 | 1390.34 | 1745.27 | 1812.53 | 1906.43 | 2261.36 | 3443.35 | 3739.01 | 4551.40 | 4847.06 |
| 48" (1219mm) | 60" (1524mm) | WURY-4860- <input type="checkbox"/> <input type="checkbox"/> S <input type="checkbox"/> | \$1298.57 | \$1392.80 | \$1750.09 | \$ 1813.06 | \$1907.29 | \$2264.58 | \$3466.22 | \$3765.91 | \$ 4579.18 | \$ 4878.87 |
| | 72" (1829mm) | WURY-4872- <input type="checkbox"/> <input type="checkbox"/> S <input type="checkbox"/> | 1360.44 | 1458.90 | 1842.63 | 1896.74 | 1995.20 | 2378.93 | 3609.50 | 3934.71 | 4764.13 | 5089.34 |

Adaptable Worksurfaces

Countertop



WUTS
Class CA – Discount Group I

Features

- Includes countertop and tie plate.
- High-Pressure Laminate (HPL) with 3mm edgeband (J) or knife edge (F) on user edge and 1mm edgeband on ends.
- Wood veneer surface with 3mm edgeband (K) or knife (U) on user edges and 1mm edgeband on ends.
- Depths and widths shown in nominal dimensions.

Specification Tips

- For use in applications that match panel width or multiple panel widths.
- **Countertop support specific to product line; must be separately specified.**

To Order, Specify:

1) Product number, including:

1 Surface Option:

L Laminate

W Wood

2 Edge Option:

Laminate:

J Edgeband

F Knife

Wood:

K Edgeband

U Knife

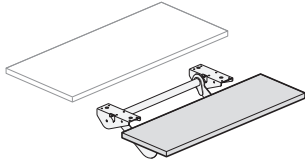
2) Laminate color or Wood finish color.

3) Edge trim color (laminite only).

| Width | Length | Number ①② | HPL Edgeband (J) | | HPL Knife Edge (F) | | Wood Edgeband (K) | | Wood Knife Edge (U) | |
|--------------|---------------|---------------|------------------|----------|--------------------|-----------|-------------------|-----------|---------------------|------------|
| | | | A | B | A | B | A | B | A | B |
| 12"(305mm) | 23"(584mm) | WUTS-1223- SC | \$498.28 | \$534.83 | \$ 742.10 | \$ 778.65 | \$ 872.05 | \$ 905.00 | \$ 1179.46 | \$ 1212.41 |
| | 24"(610mm) | WUTS-1224- SC | 502.64 | 539.50 | 747.99 | 784.85 | 879.24 | 913.45 | 1188.60 | 1222.81 |
| | 29"(737mm) | WUTS-1229- SC | 524.44 | 562.85 | 777.44 | 815.85 | 915.19 | 955.70 | 1234.30 | 1274.81 |
| | 30"(762mm) | WUTS-1230- SC | 528.80 | 567.52 | 783.33 | 822.05 | 922.38 | 964.15 | 1243.44 | 1285.21 |
| | 35"(889mm) | WUTS-1235- SC | 550.60 | 590.87 | 812.78 | 853.05 | 958.33 | 1006.40 | 1289.14 | 1337.21 |
| | 36"(914mm) | WUTS-1236- SC | 554.96 | 595.54 | 818.67 | 859.25 | 965.52 | 1014.85 | 1298.28 | 1347.61 |
| | 41"(1041mm) | WUTS-1241- SC | 576.76 | 618.89 | 848.12 | 890.25 | 1001.47 | 1057.10 | 1343.98 | 1399.61 |
| | 42"(1067mm) | WUTS-1242- SC | 581.12 | 623.56 | 854.01 | 896.45 | 1008.66 | 1065.55 | 1353.12 | 1410.01 |
| | 47"(1194mm) | WUTS-1247- SC | 602.92 | 646.91 | 883.46 | 927.45 | 1044.61 | 1107.80 | 1398.82 | 1462.01 |
| | 48"(1219mm) | WUTS-1248- SC | 607.28 | 651.58 | 889.35 | 933.65 | 1051.80 | 1116.25 | 1407.96 | 1472.41 |
| | 53"(1346mm) | WUTS-1253- SC | 629.08 | 674.93 | 918.80 | 964.65 | 1087.75 | 1158.50 | 1453.66 | 1524.41 |
| | 54"(1372mm) | WUTS-1254- SC | 633.44 | 679.60 | 924.69 | 970.85 | 1094.94 | 1166.95 | 1462.80 | 1534.81 |
| | 59"(1499mm) | WUTS-1259- SC | 655.24 | 702.95 | 954.14 | 1001.85 | 1130.89 | 1209.20 | 1508.50 | 1586.81 |
| | 60"(1524mm) | WUTS-1260- SC | 659.60 | 707.62 | 960.03 | 1008.05 | 1138.08 | 1217.65 | 1517.64 | 1597.21 |
| | 65"(1651mm) | WUTS-1265- SC | 681.40 | 730.97 | 989.48 | 1039.05 | 1174.03 | 1259.90 | 1563.34 | 1649.21 |
| | 66"(1676mm) | WUTS-1266- SC | 685.76 | 735.64 | 995.37 | 1045.25 | 1181.22 | 1268.35 | 1572.48 | 1659.61 |
| | 71"(1803mm) | WUTS-1271- SC | 707.56 | 758.99 | 1024.82 | 1076.25 | 1217.17 | 1310.60 | 1618.18 | 1711.61 |
| | 72"(1829mm) | WUTS-1272- SC | 711.92 | 763.66 | 1030.71 | 1082.45 | 1224.36 | 1319.05 | 1627.32 | 1722.01 |
| | 77"(1956mm) | WUTS-1277- SC | 733.72 | 787.01 | 1060.16 | 1113.45 | 1260.31 | 1361.30 | 1673.02 | 1774.01 |
| | 78"(1981mm) | WUTS-1278- SC | 738.08 | 791.68 | 1066.05 | 1119.65 | 1267.50 | 1369.75 | 1682.16 | 1784.41 |
| 83"(2108mm) | WUTS-1283- SC | 759.88 | 815.03 | 1095.50 | 1150.65 | 1303.45 | 1412.00 | 1727.86 | 1836.41 | |
| 84"(2134mm) | WUTS-1284- SC | 764.24 | 819.70 | 1101.39 | 1156.85 | 1310.64 | 1420.45 | 1737.00 | 1846.81 | |
| 89"(2261mm) | WUTS-1289- SC | 786.04 | 843.05 | 1130.84 | 1187.85 | 1346.59 | 1462.70 | 1782.70 | 1898.81 | |
| 90"(2286mm) | WUTS-1290- SC | 790.40 | 847.72 | 1136.73 | 1194.05 | 1353.78 | 1471.15 | 1791.84 | 1909.21 | |
| 95"(2413mm) | WUTS-1295- SC | 812.20 | 871.07 | 1166.18 | 1225.05 | 1389.73 | 1513.40 | 1837.54 | 1961.21 | |
| 96"(2438mm) | WUTS-1296- SC | 816.56 | 875.74 | 1172.07 | 1231.25 | 1396.92 | 1521.85 | 1846.68 | 1971.61 | |
| 101"(2565mm) | WUTS-12A1- SC | 838.36 | 899.09 | 1201.52 | 1262.25 | 1432.87 | 1564.10 | 1892.38 | 2023.61 | |
| 102"(2591mm) | WUTS-12A2- SC | 842.72 | 903.76 | 1207.41 | 1268.45 | 1440.06 | 1572.55 | 1901.52 | 2034.01 | |
| 107"(2718mm) | WUTS-12A7- SC | 864.52 | 927.11 | 1236.86 | 1299.45 | 1476.01 | 1614.80 | 1947.22 | 2086.01 | |
| 108"(2743mm) | WUTS-12A8- SC | 868.88 | 931.78 | 1242.75 | 1305.65 | 1483.20 | 1623.25 | 1956.36 | 2096.41 | |
| 113"(2870mm) | WUTS-12B3- SC | 890.68 | 955.13 | 1272.20 | 1336.65 | 1519.15 | 1665.50 | 2002.06 | 2148.41 | |
| 114"(2896mm) | WUTS-12B4- SC | 895.04 | 959.80 | 1278.09 | 1342.85 | 1526.34 | 1673.95 | 2011.20 | 2158.81 | |
| 119"(3023mm) | WUTS-12B9- SC | 916.84 | 983.15 | 1307.54 | 1373.85 | 1562.29 | 1716.20 | 2056.90 | 2210.81 | |
| 120"(3048mm) | WUTS-12C0- SC | 921.20 | 987.82 | 1313.43 | 1380.05 | 1569.48 | 1724.65 | 2066.04 | 2221.21 | |

Adaptable Worksurfaces — Adjustable Split Top

Rectangular



WUKR
Class CA – Discount Group I

Features

- Includes one split rectangular split top surface with spring assist mechanism and hardware.
- Available in high-pressure laminate (HPL) only with 3mm edgeband on user edge and 1mm edgeband on sides and back.
- Spring assist mechanism:
 - Available in charcoal finish color only.
 - Spring assisted adjustment with manual lock.
 - Adjusts 6”(152mm) above and 6”(152mm) below worksurface.

Specification Tips

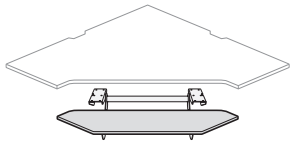
- For use with 18”(457mm)D adaptable worksurfaces (WURA); separately specified.
- May be used with same width worksurface or larger.
- Overall depth of worksurface with split top is 30”(762mm).
- Rectangular worksurface split top applications are designed to align with adjacent 30”(762mm)D worksurfaces.
- Split top is designed to allow pinch point clearance to accommodate cables.
- Not designed for use on worksurfaces with knife edge.
- Not for use with attached pedestals.

To Order, Specify:

- 1) Product number.
- 2) Laminate color.
- 3) Edgeband color.

| Depth | Width | Minimum Worksurface Width | Number | HPL A | B |
|------------|-------------|---------------------------|----------------|-----------|-----------|
| 12”(305mm) | 34”(864mm) | 36”(914mm) | WUKR-1236-LJSC | \$2227.29 | \$2591.67 |
| | 40”(1016mm) | 42”(1067mm) | WUKR-1242-LJSC | 2374.79 | 2763.33 |
| | 46”(1168mm) | 48”(1219mm) | WUKR-1248-LJSC | 2522.29 | 2934.99 |

Corner — 90°



WUKC
Class CA – Discount Group I

Features

- Includes one 90° corner split top surface with spring assist mechanism and hardware.
- Available in high-pressure laminate (HPL) only with 3mm edgeband on user edge and 1mm edgeband on sides and back.
- Spring assist mechanism:
 - Available in charcoal finish color only.
 - Spring assisted adjustment with manual lock.
 - Adjusts 6”(152mm) above and 6”(152mm) below worksurface.

Specification Tips

- For use with 18”(457mm)D x 48”(1219mm)W Corner — 90° worksurfaces (WUCN); separately specified.
- Overall depth of worksurface with split top is 30”(762mm).
- Corner worksurface split top applications are designed to align with adjacent 18”(457mm)D worksurfaces.
- Split top is designed to allow pinch point clearance to accommodate cables.
- Not designed for use with adjacent worksurfaces 24”(610mm) or 30”(762mm)D.
- Not designed for use on worksurfaces with knife edge.
- Not for use with attached pedestals.

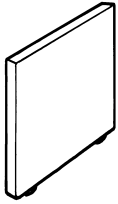
To Order, Specify:

- 1) Product number.
- 2) Laminate color.
- 3) Edgeband color.

| Depth | Width | Number | HPL A | B |
|------------|-------------|----------------|-----------|-----------|
| 12”(305mm) | 48”(1219mm) | WUKC-1248-LJSC | \$2374.79 | \$2763.33 |

Worksurface Support

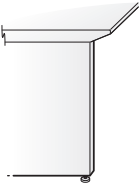
Worksurface Support Panels



Edgeband



Knife



ZZFS
ZUFS

Class CA – Discount Group I

Features

- Includes support panel with glides and mounting hardware.
- Installs in panel frame component slots and attaches under the end of a worksurface.
- Provides full support for one end of equal depth worksurfaces.
- Recommended in heavy loading conditions.
- Non-handed design may be installed in left-hand, right-hand or shared configuration.
- High-Pressure Laminate (HPL) or wood surfaces with 1mm edgeband.
- Adjustable glides provide a maximum of 2.5”(64mm) of height adjustment.

Specification Tips

- Specify worksurface support panel to match worksurface edge option.
- Separately specify Anti-Dislodgement Bracket for additional support. Please refer to Anti-Dislodgement Bracket price list page for specification tips.

To Order, Specify:

1) Product number, including:

1 Surface Options:

L Laminate

W Wood

2 Edge Options:

Laminate:

J Edgeband

F Knife

Wood:

K Edgeband

U Knife

2) Laminate color or Wood finish color.

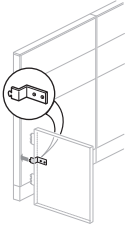
3) Edge trim color (laminite only).

| Height | Thickness | Depth | Number ① ② | HPL | | Wood | |
|----------------|-------------|------------|------------------|-----------|-----------|-----------|-----------|
| | | | | A | B | A | B |
| 27.875”(708mm) | 1.18”(30mm) | 12”(305mm) | ZZFS-1200-■ NE ■ | \$ 445.62 | \$ 482.93 | \$ 791.83 | \$ 868.17 |
| | | 18”(457mm) | ZZFS-1800-■ NE ■ | 482.94 | 517.49 | 839.77 | 922.59 |
| | | 24”(610mm) | ZZFS-2400-■ NE ■ | 520.26 | 552.05 | 887.71 | 977.01 |
| | | 30”(762mm) | ZZFS-3000-■ NE ■ | 557.58 | 586.61 | 935.65 | 1031.43 |
| 23.5”(597mm) | 1.5”(38mm) | 18”(457mm) | ZUFS-1924-LNFJS | \$ 196.28 | \$000.00 | N/A | N/A |
| 27”(686mm) | | 18”(457mm) | ZUFS-1927-LNFJS | \$ 221.33 | \$000.00 | N/A | N/A |
| | | 24”(610mm) | ZUFS-2427-LNFJS | 249.18 | 000.00 | N/A | N/A |
| | | 30”(762mm) | ZUFS-3027-LNFJS | 282.60 | 000.00 | N/A | N/A |
| | | 36”(914mm) | ZUFS-3627-LNFJS | 316.02 | 000.00 | N/A | N/A |
| 28”(711mm) | 1.5”(38mm) | 18”(457mm) | ZUFS-1928-LNFJS | \$ 229.68 | \$000.00 | N/A | N/A |
| | | 24”(610mm) | ZUFS-2428-LNFJS | 257.53 | 000.00 | N/A | N/A |
| | | 30”(762mm) | ZUFS-3028-LNFJS | 290.95 | 000.00 | N/A | N/A |
| | | 36”(914mm) | ZUFS-3628-LNFJS | 324.37 | 000.00 | N/A | N/A |
| 23.5”(597mm) | 2”(51mm) | 18”(457mm) | ZUFS-1924-LNFJM | \$ 324.34 | \$000.00 | N/A | N/A |
| 27”(686mm) | | 18”(457mm) | ZUFS-1927-LNFJM | \$ 366.10 | \$000.00 | N/A | N/A |
| | | 24”(610mm) | ZUFS-2427-LNFJM | 400.95 | 000.00 | N/A | N/A |
| | | 30”(762mm) | ZUFS-3027-LNFJM | 442.77 | 000.00 | N/A | N/A |
| | | 36”(914mm) | ZUFS-3627-LNFJM | 484.59 | 000.00 | N/A | N/A |
| 28”(711mm) | 2”(51mm) | 18”(457mm) | ZUFS-1928-LNFJM | \$380.02 | \$000.00 | N/A | N/A |
| | | 24”(610mm) | ZUFS-2428-LNFJM | 414.87 | 000.00 | N/A | N/A |
| | | 30”(762mm) | ZUFS-3028-LNFJM | 456.69 | 000.00 | N/A | N/A |
| | | 36”(914mm) | ZUFS-3628-LNFJM | 498.51 | 000.00 | N/A | N/A |

Worksurface Support

Worksurface Support Panels

Anti Dislodgement Bracket for use with Worksurface Support Panels



ZZBF-0000-P
Class CA – Discount Group I

Features

- Includes one left or right-hand shared or non-shared anti-dislodgement bracket and mounting screws.
- Standard in black finish only.

Specification Tips

- **Anti-Dislodgement Bracket only for use with worksurface support panels used in conjunction with a worksurface.**
- Worksurface support panel with anti-dislodgement bracket can be used in place of a return panel in some applications.
- Panel runs with worksurface support panels: minimum of one anti-dislodgement bracket needed per side.
- See Load and Support guidelines for details.

To Order, Specify:

1) Product number, including:

1 Handedness:

R Right

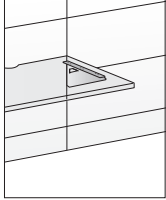
L Left

(No finish specification required.)

| Height | Description | For use with | Number 1 | Price |
|-------------|-------------|---------------|--|----------|
| 0.9" (23mm) | Non-shared | End condition | ZZBF-0000-P <input type="checkbox"/> | \$150.92 |
| | Shared | Panel seams | ZZBF-0000-P <input type="checkbox"/> S | \$150.92 |

Worksurface Support

Standard Cantilever Bracket



ZZBD
Class CA – Discount Group I

Features

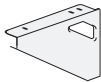
- Includes one right- and/or one left-handed bracket and mounting screws.
- Provides cantilever support for the left or right side of worksurface.
- Installs in panel side trim rail.
- Cantilever bracket can be used on either a 18”(457mm), 24”(610mm) or 30”(762mm)D worksurface.
- Mounts worksurface in one inch vertical increments from a minimum of 17”(432mm)H.
- Provides clear access leg swing when supporting 24”(610mm) and 30”(762mm)D worksurfaces at standard 29”(737mm)H.
- (P) finish option standard in black

To Order, Specify:

- 1) Product number, including:
 - ❶ **Finish Option:**
 - P** No finish specification required.
 - C** Painted.
- 2) Trim color (Option C).

| Height | Depth | Width | Description | Number | Black (P) | Painted (C) | |
|-----------|--------------|------------|-------------|--------------|-----------|-------------|-----------|
| | | | | | Price | Trim A | B |
| 9”(229mm) | 1.625”(41mm) | 16”(406mm) | Right-hand | ZZBD-1600- R | \$99.33 | \$ 127.37 | \$ 131.19 |
| | | | Left-hand | ZZBD-1600- L | 99.33 | 127.37 | 131.19 |
| | | | Pair | ZZBD-1600- P | 163.14 | 240.24 | 251.67 |

Standard Mini Cantilever Bracket



ZZBD-1000
Class CA – Discount Group I

Features

- Includes one right- and/or one left-handed bracket and mounting screws.
- Installs in panel side trim rail.
- Mounts worksurface in one inch vertical increments from a minimum of 17”(432mm)H.
- (P) finish option standard in black.

Specification Tip

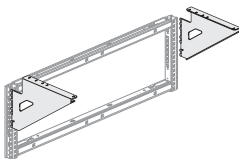
- **Mini cantilever brackets are for use with 18”(457mm)D worksurfaces with knife edge only.**

To Order, Specify:

- 1) Product number, including:
 - ❶ **Finish Option:**
 - P** No finish specification required.
 - C** Painted
- 2) Trim color (Option C).

| Height | Depth | Width | Description | Number | Black (P) | Painted (C) | |
|-----------|--------------|------------|-------------|--------------|-----------|-------------|-----------|
| | | | | | Price | Trim A | B |
| 9”(229mm) | 1.625”(41mm) | 10”(254mm) | Right-hand | ZZBD-1000- R | \$ 111.31 | \$139.35 | \$ 143.17 |
| | | | Left-hand | ZZBD-1000- L | 111.31 | 139.35 | 143.17 |
| | | | Pair | ZZBD-1000- P | 184.08 | 261.18 | 272.61 |

Connections Cantilever Bracket



ZZBD
Class BC – Discount Group XI

Features

- Includes one right- and/or one left-handed bracket and attachment hardware.
- Provides cantilever support for the left or right side of worksurface.
- **Installs in Connections or 26”(660mm)H frame rail.**
- Cantilever bracket for use with Adaptable Worksurfaces.
- Provides clear access leg swing when supporting 24”(610mm) and 30”(762mm)D worksurfaces at standard height.

Specification Tips

- Right and Left-hand cantilevers can be installed side-by-side between worksurfaces in an in-line condition.
- Mounts underside of worksurface in one inch vertical increments from 21”(533mm)-28”(711mm).
- For use with Work Rail, Aluminum or Steel top trim.
- Not for use with Compose Beam.

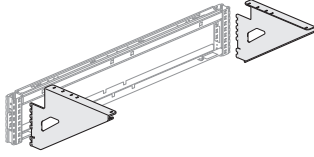
To Order, Specify:

- 1) Product number.
- 2) Trim color.

| Height | Depth | Width | Description | Number | Trim | |
|-----------|--------------|------------|-------------|----------------|-----------|----------|
| | | | | | A | B |
| 9”(229mm) | 1.625”(41mm) | 16”(406mm) | Right-hand | ZZBD-1600-CRNB | \$ 216.14 | \$246.88 |
| | | | Left-hand | ZZBD-1600-CLNB | 216.14 | 246.88 |
| | | | Pair | ZZBD-1600-CPNB | 432.28 | 463.02 |

Worksurface Support

Beam Cantilever Bracket



ZZBD
Class BC – Discount Group XI

Features

- Includes one right- and/or one left-handed bracket and attachment hardware.
- Provides cantilever support for the left or right side of worksurface.
- Installs in Beam Frame rail.
- Cantilever bracket for use with Adaptable Worksurfaces.
- Provides clear access leg swing when supporting 24"(610mm) and 30"(762mm)D worksurfaces at standard height.

Specification Tips

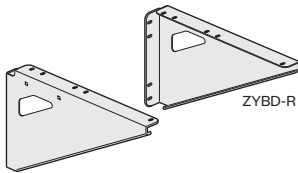
- Right and Left-hand cantilevers can be installed side-by-side between worksurfaces in an in-line condition.
- Mounts underside of worksurface 28"(711mm) from the floor.
- Cantilever cannot be mounted under knife edge surfaces.
- For use with all trim options.
- For use with Compose Beam only.

To Order, Specify:

- 1) Product number.
- 2) Trim color.

| Height | Depth | Width | Description | Number | Trim | |
|-----------|--------------|------------|-------------|----------------|-----------|----------|
| | | | | | A | B |
| 9"(229mm) | 1.625"(41mm) | 16"(406mm) | Right-hand | ZZBD-0800-CRNJ | \$ 216.14 | \$246.88 |
| | | | Left-hand | ZZBD-0800-CLNJ | 216.14 | 246.88 |
| | | | Pair | ZZBD-0800-CPNJ | 432.28 | 463.02 |

Gallery Panel Cantilever Bracket



ZYBD-L
ZYBD-1800
Class BC – Discount Group IX

Features

- Includes one right-handed or one left-handed bracket and mounting screws to the Gallery panel and for a worksurface.
- Provides cantilever support for the left, right or middle of worksurface.
- Cantilever bracket can be used on either a 18"(457mm), 24"(610mm) or 30"(762mm)D worksurface.
- (P) finish option standard in black.
- Field installed.

Specification Tips

- Cantilevers are not to be the sole support for a worksurface. See Specification Guide/Product Application for support and load guidelines.
- Designed for use with Gallery Panels.
- For structural wall mount see Specification Guide/Product Application for support and load guidelines.

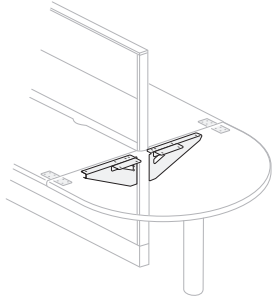
To Order, Specify:

- 1) Product number, including:
 - ① **Finish Option**
 - P** No finish specification required.
 - C** Painted.
- 2) Trim color (Option C).

| Height | Depth | Width | Description | Number ① | Black (P) | Painted (C) | |
|-----------|--------------|------------|-------------|---------------|-----------|-------------|----------|
| | | | | | Price | Trim A | B |
| 9"(229mm) | 1.625"(41mm) | 16"(406mm) | Right-hand | ZYBD-1600-█ R | \$106.17 | \$134.21 | \$138.03 |
| | | | Left-hand | ZYBD-1600-█ L | 106.17 | 134.21 | 138.03 |

Worksurface Support

Standard Link Cantilever Bracket



ZZBL-1600
Class CA – Discount Group I

Features

- Includes one right- and/or one left-handed bracket, with attached angle bracket and mounting screws.
- Provides cantilever support for the left or right side of conference end and key conference end and the adjoining worksurface.
- Installs in panel side trim rail.
- Cantilever bracket can be used on either a 18"(457mm), 24"(610mm) or 30"(762mm)D worksurface.
- Mounts worksurface in one inch vertical increments from a minimum of 17"(432mm)H.
- Provides clear access leg swing when supporting 24"(610mm) and 30"(762mm)D worksurfaces at standard 29"(737mm)H.
- (P) finish option standard in black.

Specification Tip

- **To be used with conference end, key conference end, 120° link and D-shaped ender only.**

To Order, Specify:

1) Product number.

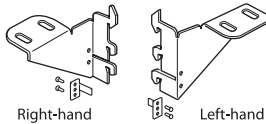
1 Finish Option:

- P** No finish specification required.
- C** Painted.

2) Trim color (Option C).

| Height | Depth | Width | Description | Number | Black (P) | Painted (C) Trim | |
|-----------|--------------|-------------|-------------|--------------|-----------|------------------|-----------|
| | | | | | Price | A | B |
| 9"(229mm) | 16.5"(419mm) | 3.75"(95mm) | Right-hand | ZZBL-1600- R | \$ 143.37 | \$ 171.41 | \$ 175.23 |
| | | | Left-hand | ZZBL-1600- L | 143.37 | 171.41 | 175.23 |
| | | | Pair | ZZBL-1600- P | 240.22 | 317.32 | 328.75 |

Side/Corner Bracket — Full Panel



ZZBA-0000-PR
ZZBA-0000-PL
Class CA – Discount Group I

Features

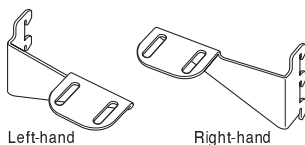
- Includes one left- or right-hand bracket, mounting screws and dislodgement clip.
- Standard in black finish color only
- Installs into full panel side trim rail and attaches to worksurface.
- Not for use with front corner of worksurfaces with knife edge.

To Order, Specify:

1) Product number. (No finish specification required.)

| Description | Number | Price |
|-------------|--------------|---------|
| Right-hand | ZZBA-0000-PR | \$30.94 |
| Left-hand | ZZBA-0000-PL | 30.94 |

Side/Corner Bracket for use with Knife Edge — Full Panel



ZZBA-0000-PRF
ZZBA-0000-PLF
Class CA – Discount Group I

Features

- Includes one left- or right-hand bracket, mounting screws.
- Attaches to front corner of worksurface with knife edge.


To Order, Specify:

1) Product number.
2) Trim color.

| Description | Number | Trim | |
|-------------|---------------|---------|----------|
| | | A | B |
| Right | ZZBA-0000-PRF | \$91.41 | \$116.01 |
| Left | ZZBA-0000-PLF | 91.41 | 116.01 |

Worksurface Support

Side/Corner Bracket — 26”(660mm)H, Connections or Beam



ZZBA
Class BC – Discount Group XI

Features

- Includes one right- or left-hand bracket, attachment hardware and dislodgement clip.
- **Installs in 26”(660mm)H panel frame, Connections or Beam frame rail.**
- For use with worksurfaces with or without knife edge.

Specification Tips

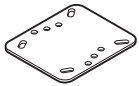
- Required for use with 26”(660mm)H panel frame.
- Mounts underside of worksurface in one inch vertical increments from 21”(533mm)-28”(711mm).
- For use with Work Rail, Aluminum or Steel top trim.
- Required for back corner support with corner, 120° Wrap-Around worksurface.

To Order, Specify:

- 1) Product number.
- 2) Trim color.

| Description | Number | Trim | |
|-------------|----------------|---------|----------|
| | | A | B |
| Right-hand | ZZBA-0000-CRJB | \$88.45 | \$111.54 |
| Left-hand | ZZBA-0000-CLJB | 88.45 | 111.54 |

Flush Mount Plate



ZUBF-0000-PN
Class CA – Discount Group I

Features

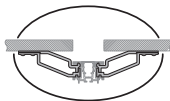
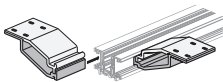
- Includes one bracket and mounting screws.
- Mounts straight end of convergent worksurfaces or conference end worksurfaces to panel-hung worksurfaces.
- Standard in black finish color only.
- Provides attachment of two worksurfaces at the same height.

To Order, Specify:

- 1) Product number.
(No finish specification required.)

| Depth | Width | Number | Price |
|----------|-----------|--------------|---------|
| 3”(76mm) | 4”(102mm) | ZUBF-0000-PN | \$35.85 |

Work Rail Top Trim Off-Modular Bracket



ZZBD
Class BC – Discount Group XI

Features

- Includes one bracket and attachment hardware.
- Installs in the side channel of Work Rail Top Trim.
- Provides worksurface support in modular or off-modular conditions.
- Bracket for use with Adaptable Worksurfaces.
- Locates underside of worksurface at 28”(711mm) when frame legs/panel glides are fully recessed.
- Provides clear leg support when supporting 24”(610mm) and 30”(762mm)D worksurfaces.

To Order, Specify:

- 1) Product number.
- 2) Trim color.

Specification Tips

- Worksurface front corners support requirements:
 - One corner must be floor supported.
 - Second corner must be either floor supported or attached to an adjacent worksurface with a flush mount kit.
 - The distance between these floor supports may not exceed 10 feet.
- For use with Work Rail Top Trim only.

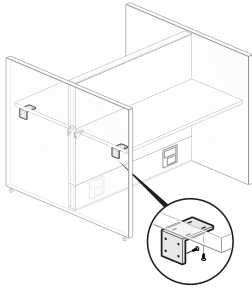
Bracket Requirements

| Length of a particular worksurface Connections spine (inches) | Min # of Brackets Required (qty) |
|---|----------------------------------|
| 24-42 | 2 |
| 48-78 | 3 |
| 84-120 | 4 |

| Number | Trim | |
|---------------|----------|----------|
| | A | B |
| ZZBD-0200-CNG | \$194.41 | \$202.19 |

Worksurface Support

Gallery Panel Attachment Bracket



ZUBW-0000-PN
ZUBW-0000-CN
Class BC – Discount Group IX

Feature

- Includes: one steel non-handed bracket and hardware.

Specification Tips

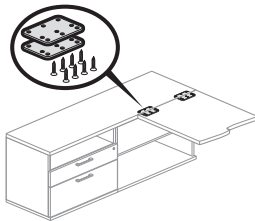
- Use ZUBW-0000-PN brackets (standard in Black) or ZUBW-0000-CN (requires trim color specification) with Adaptable Worksurfaces.
- Use two ZUBW-0000-PN or ZUBW-0000-CN Attachment Brackets for each 90° Gallery Panel to Gallery Panel condition.
- Bracket also used as WS to wall bracket. See page 287.
- Refer to Specification Guide for planning information.

To Order, Specify:

- Product number.
- Trim color (if applicable).

| Description | Depth | Width | Number | Price | Trim | |
|--|----------|----------|--------------|---------|-------|---------|
| | | | | | A | B |
| Attachment Bracket (Black) | 2"(51mm) | 2"(51mm) | ZUBW-0000-PN | \$38.18 | N/A | N/A |
| Attachment Bracket (trim color required) | 2"(51mm) | 2"(51mm) | ZUBW-0000-CN | | 44.27 | \$52.00 |

Convergent Bracket



ZBBC-0000-SN
Class CA – Discount Group I

Features

- Includes two black painted steel bracket and eight screws.

Specification Tips

- Attaches perpendicular worksurface to front, underside of modular lower storage top or common top.
- For use with open or sliding door modular lower storage.
- Not for use with storage on legs.

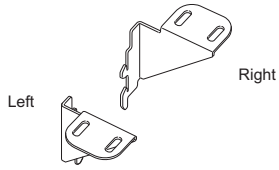
To Order, Specify:

- Product number.
(No finish specification required.)

| Number | Price |
|--------------|---------|
| ZBBC-0000-SN | \$27.34 |

Worksurface Support

Countertop Bracket Kit



ZZBT
Class CA – Discount Group I

Feature

- Includes two left-hand and two right-hand countertop brackets and mounting screws.

Specification Tips

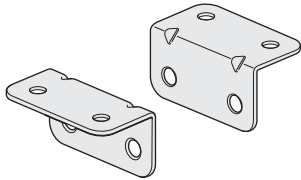
- Not for use with glass panels or glass stacks.
- For countertop widths larger than 60”(1524mm), order two countertop bracket kits.

To Order, Specify:

- 1) Product number.
- 2) Trim color.

| Height | Depth | Width | Description | Number | Trim | |
|----------|------------|----------|--------------------------------------|---------------|----------|----------|
| | | | | | A | B |
| 3”(76mm) | 1.5”(38mm) | 3”(76mm) | For use with Aluminum trim and wood | ZZBT-0000-PNE | \$134.24 | \$135.88 |
| 3”(76mm) | 1.5”(38mm) | 3”(76mm) | For use with thin profile steel trim | ZZBT-0000-PNH | 147.24 | 148.88 |

Gallery Panel Countertop/OSU Bracket Kit



ZYBT-0000-PNY
Class BC – Discount Group IX

Features

- Includes two countertop/OSU brackets and mounting screws.
- Field installed.

Specification Tips

- Specify two countertop bracket kits for countertops up to 60”(1524mm). For countertops larger than 60”(1524mm), order three countertop bracket kits.
- Must be placed on each side of the countertop or OSU.

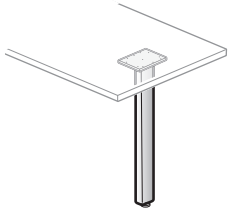
To Order, Specify:

- 1) Product number.
- 2) Trim color.

| Height | Depth | Width | Number | Trim | |
|----------|----------|----------|---------------|---------|---------|
| | | | | A | B |
| 1”(25mm) | 1”(25mm) | 2”(51mm) | ZYBT-0000-PNY | \$67.12 | \$68.76 |

Worksurface Support

Column Leg



AUC1
Class IN - GSA Open Market

Features

- Includes one leg, glides and attachment hardware.
- Legs are painted metal.

Specification Tips

- One end of worksurface must be panel attached. Not to be used as freestanding.
- Leg will be inset a minimum of 2"(51mm) on worksurface to clear knife edge.

To Order, Specify:

- 1) Product number.
- 2) Trim color.

| Height | Description | Number | Trim A | B |
|------------|-------------|----------------|----------|----------|
| 28"(711mm) | Single | AUC1-2900-ANFG | \$153.89 | \$165.73 |

Straight Leg Basic — Height Adjustable



WUCL-0001
Class CA - Discount Group I

Features

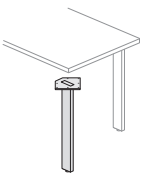
- Includes one leg and mounting screws.
- 4"(102mm) glide adjustment range allows worksurface heights from 27"(686mm) to 31"(787mm).
- 2.25"(57mm) diameter column includes 6"(152mm)-diameter top plate.
- Standard in Charcoal finish only.
- Shipped assembled.

To Order, Specify:

- 1) Product number.
(No finish specification required.)

| Number | Price |
|-----------|----------|
| WUCL-0001 | \$193.52 |

Single Support Leg



ZUFJ
Class CA - Discount Group I

Features

- Includes one support leg and mounting hardware.
- Glide provides 0.5"(13mm) of height adjustment.

Specification Tips

- **One end of worksurface must be panel attached, not to be used as freestanding.**
- A quantity of two Support Columns required to support the outboard end of a Rectangular Convergent worksurface.

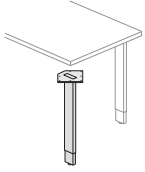
To Order, Specify:

- 1) Product number.
- 2) Trim color.

| Height | Depth | Width | Number | Trim A | B |
|------------|-------------|--------------|----------------|----------|----------|
| 28"(711mm) | 3.25"(83mm) | 1.125"(29mm) | ZUFJ-0101-PNFG | \$280.53 | \$304.50 |

Worksurface Support

Support Post — Height Adjustable



ZZFJ
Class CA – Discount Group I

Features

- Includes one single post and mounting hardware.
- 6”(152mm) height adjustment (26”(660mm)-32”(813mm)).

Specification Tips

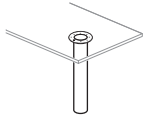
- **One end of worksurface must be panel attached, not to be used as freestanding.**
- Height adjustable leg has limited range with Connections and Beam frames.
- A quantity of two Support Columns required to support the outboard end of a Rectangular Convergent worksurface.

To Order, Specify:

- 1) Product number.
- 2) Trim color.

| Height Adjustable | Number | Trim | |
|-----------------------|----------------|----------|----------|
| | | A | B |
| 26”(660mm)/32”(813mm) | ZZFJ-0101-PNFG | \$397.69 | \$420.78 |

Support Column



WUCC-0004
Class CA – Discount Group I

Features

- Includes one column and mounting screws.
- Column adjusts vertically for worksurface heights from 26”(660mm) to 32”(813mm).
- 3”(76mm)-diameter column includes 6”(152mm) diameter top plate.

Specification Tips

- Height adjustable leg has limited range with Connections and Beam frames.
- A quantity of two Support Columns required to support the outboard end of a Rectangular Convergent worksurface.

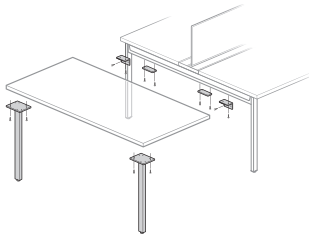
To Order, Specify:

- 1) Product number.
- 2) Trim color.

| Height Adjustable | Number | Trim | |
|-----------------------|-----------|----------|----------|
| | | A | B |
| 26”(660mm)/32”(813mm) | WUCC-0004 | \$434.98 | \$456.27 |

Worksurface Support

End Leg Kit



ZBE2-0000-PNFG

Features

- Includes two fixed-height steel legs, brackets, and attachment hardware.
- Legs are 28" (711mm) to bottom of worksurface with glides fully recessed.
- Glides provide 0.5" (13mm) leveling adjustment.
- Field assembled.

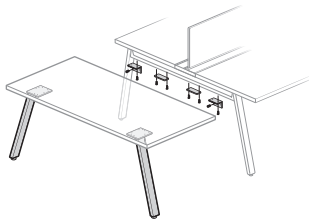
Specification Tips

- Supports one end of a worksurface.
- Not for use as freestanding.

To Order, Specify:

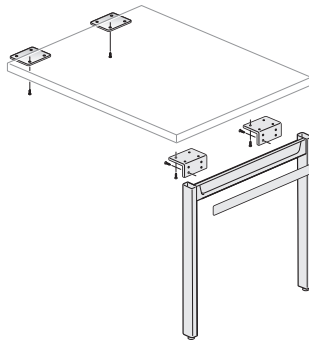
- 1) Product number.
- 2) Trim color.

| Description | Number | Trim | |
|--------------|----------------|----------|----------|
| | | A | B |
| Straight Leg | ZBE2-0000-PNFG | \$673.33 | \$692.86 |
| Angled Leg | ZBA2-0000-PNFG | 673.33 | 692.86 |



ZBA2-0000-PNFG
Class IN - Discount Group XXIII

Return Leg Kit



ZBI2-0030-HNFG

Features

- Includes one fixed-height leg assembly, brackets, and attachment hardware.
- Leg is 28" (711mm) to bottom of worksurface with glides fully recessed.
- Glides provide 0.5" (13mm) leveling adjustment.
- Field assembled.

Specification Tip

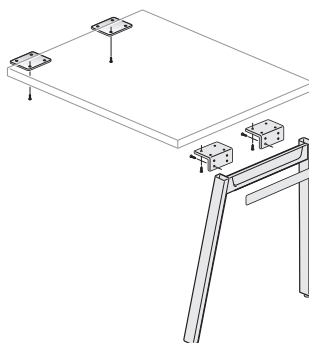
- Supports end of worksurface.

To Order, Specify:

- 1) Product number.
- 2) Leg color.
- 3) Accent plate color.

Note: Upcharge for mixed grade trim surfaces; please refer to the electronic design and specification tools for pricing.

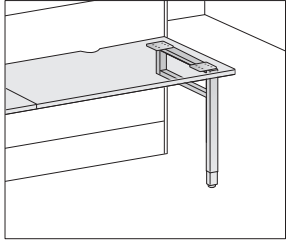
| Height | Depth | Number | Trim | |
|---------------------|------------|----------------|-----------|----------|
| | | | A | B |
| Straight Leg | | | | |
| 24" (610mm) | Non-Handed | ZBI2-0024-HNFG | \$416.28 | \$449.75 |
| 30" (762mm) | Non-Handed | ZBI2-0030-HNFG | 477.13 | 510.60 |
| Angled Leg | | | | |
| 24" (610mm) | Left-Hand | ZBA2-0024-HLFG | \$416.28 | \$449.75 |
| | Right-Hand | ZBA2-0024-HRFG | 416.28 | 449.75 |
| 30" (762mm) | Left-Hand | ZBA2-0030-HLFG | \$ 477.13 | \$510.60 |
| | Right-Hand | ZBA2-0030-HRFG | 477.13 | 510.60 |



ZBA2-0030-HRFG
Class IN - Discount Group XXIII

Worksurface Support

P-Leg



ZZFJ
Class CA - Discount Group I

Features

- Includes mounting bracket and mounting hardware with one adjustable or fixed height aluminum P-leg, or one fixed height steel P-leg.
- Installs in panel frame component slots.
- Non-handed design may be installed in left-hand, right-hand or shared configuration.
- Provides full support for one end of equal depth worksurface.
- 6"(152mm) adjustment range on adjustable height P-leg allows worksurface heights from 26"(660mm) to 32"(813mm).
- 1"(25mm) adjustment glide on fixed leg.

Specification Tips

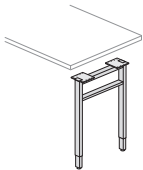
- Not intended to support overhead storage unit at end of run.
- Not designed to be used with knife edge.
- Height adjustable leg has limited range with Connections and Beam frame.

To Order, Specify:

- 1) Product number.
- 2) Trim color.

| Height | Depth | Number | Trim A | B |
|-------------------------------------|------------|----------------|----------|----------|
| Adjustable Height - Aluminum | | | | |
| 26"(660mm)-32"(813mm) | 18"(457mm) | ZZFJ-1800-PNE | \$656.03 | \$679.21 |
| | 24"(610mm) | ZZFJ-2400-PNE | 704.18 | 727.36 |
| | 30"(762mm) | ZZFJ-3000-PNE | 752.33 | 775.51 |
| Fixed Height - Aluminum | | | | |
| 28"(711mm) | 18"(457mm) | ZZFJ-1800-PNEF | \$656.03 | \$679.21 |
| | 24"(610mm) | ZZFJ-2400-PNEF | 704.18 | 727.36 |
| | 30"(762mm) | ZZFJ-3000-PNEF | 752.33 | 775.51 |
| Fixed Height - Steel | | | | |
| 28"(711mm) | 18"(457mm) | ZZFP-1800-PNEF | \$470.63 | \$493.81 |
| | 24"(610mm) | ZZFP-2400-PNEF | 518.78 | 541.96 |
| | 30"(762mm) | ZZFP-3000-PNEF | 566.93 | 590.11 |

Double Support Leg



ZZFK
ZZFD
Class CA - Discount Group I

Features

- Includes mounting hardware with one adjustable height aluminum double support leg, or one fixed height steel or aluminum double support leg.
- Leg may be installed in left-hand or right-hand configuration.
- 6"(152mm) adjustment range on adjustable double support leg allows worksurface heights from 26"(660mm) to 32"(813mm).
- 1"(25mm) adjustment glide on fixed leg.
- Provides full support for one end of equal depth worksurface.

Specification Tips

- Typically used to support one end of panel attached convergent worksurface.
- Double leg with glide can be used to replace support post or support column.
- Use reduced depth support leg below worksurface. Example: 24"(610mm)D double support leg.
- Can be used in Freestanding applications.
 - Each leg must be within 6 inches of side edge of worksurface.
 - Span between legs must not exceed 60"(1524mm).
- Height adjustable leg has limited range with Connections and Beam frame.
- Not designed to be used with knife edge.

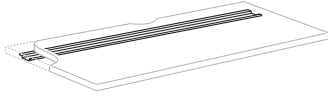
To Order, Specify:

- 1) Product number.
- 2) Trim color.

| Height | Depth | Number | Trim A | B |
|-------------------------------------|------------|----------------|-----------|-----------|
| Adjustable Height - Aluminum | | | | |
| 26"(660mm)-32"(813mm) | 18"(457mm) | ZZFK-1800-PNFG | \$ 740.27 | \$ 763.22 |
| | 24"(610mm) | ZZFK-2400-PNFG | 784.47 | 807.42 |
| | 30"(762mm) | ZZFK-3000-PNFG | 828.67 | 851.62 |
| Fixed Height - Aluminum | | | | |
| 28"(711mm) | 18"(457mm) | ZZFK-1800-PNFF | \$ 740.27 | \$ 763.22 |
| | 24"(610mm) | ZZFK-2400-PNFF | 784.47 | 807.42 |
| | 30"(762mm) | ZZFK-3000-PNFF | 828.67 | 851.62 |
| Fixed Height - Steel | | | | |
| 28"(711mm) | 18"(457mm) | ZZFD-1800-PNFF | \$556.54 | \$579.49 |
| | 24"(610mm) | ZZFD-2400-PNFF | 600.74 | 623.69 |
| | 30"(762mm) | ZZFD-3000-PNFF | 644.94 | 667.89 |

Worksurface Accessories

Worksurface Reinforcement Channel



WUAR
Class CA – Discount Group I

Features

- Includes metal, U-shaped channel and mounting screws.
- Field installed, located and drilled per installation instructions.
- Worksurface reinforcement channels must be specified to provide additional support for laminate or wood worksurfaces with 50"(1270mm) or larger spans that are not otherwise supported by mid-span cantilevers, worksurface supports, legs, or under-worksurface storage.
- Specify worksurface reinforcement channel in length that won't interfere with lower storage

Specification Tips

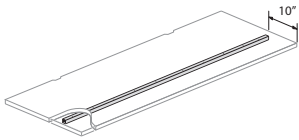
- Worksurface reinforcement channels are recommended for worksurface spans of 50"(1270mm)-72"(1829mm). 72"(1829mm) span or greater requires a reinforcement bar.
- All pedestals under 25"(635mm)H can be used under a worksurface with a worksurface reinforcement channel.

To Order, Specify:

- 1) Product number.
(No finish specification required.)

| Length | Number | Price |
|-------------|--------------|----------|
| 16"(406mm) | WUAR-1600-PH | \$ 72.78 |
| 24"(610mm) | WUAR-2400-PH | 76.78 |
| 32"(813mm) | WUAR-3200-PH | 80.78 |
| 39"(991mm) | WUAR-3900-PH | 84.28 |
| 47"(1194mm) | WUAR-4700-PH | 88.28 |
| 54"(1372mm) | WUAR-5400-PH | 91.78 |

Worksurface Reinforcement Bar



WUAR-PHS
Class CA – Discount Group I

Features

- Includes metal tube and mounting screws.
- Field installed, located and drilled per installation instructions; 10"(254mm) from user edge of the worksurface.

Specification Tips

- Not recommended for use with keyboard trays or AKPs. Use shorter length, as needed, to accommodate other under worksurface support components.
- Pedestals under 25"(635mm)H can be used under a worksurface with a worksurface reinforcement bar.
- A minimum 72"(1829mm) worksurface reinforcement bar must be specified to provide additional support on a contiguous laminate or wood worksurface with 72"(1829mm) or greater gap between floor supports. Where feasible; longer worksurface reinforcement bars provide additional strength.
- See Load and Support guidelines for details.

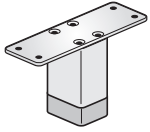
To Order, Specify:

- 1) Product number.
(No finish specification required.)

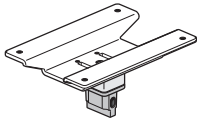
| Length | Height | Number | Price |
|--------------|------------|---------------|-----------|
| 48"(1219mm) | 1.5"(38mm) | WUAR-4800-PHS | \$ 174.51 |
| 60"(1524mm) | 1.5"(38mm) | WUAR-6000-PHS | 204.73 |
| 72"(1829mm) | 1.5"(38mm) | WUAR-7200-PHS | 234.95 |
| 96"(2438mm) | 1.5"(38mm) | WUAR-9600-PHS | 295.39 |
| 120"(3048mm) | 1.5"(38mm) | WUAR-C000-PHS | 451.63 |

Worksurface Accessories

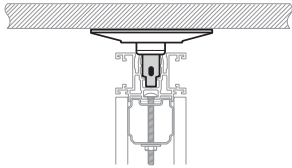
Stanchions



ZZBP-0300-PAN



ZZBP-0100-PAN



ZZBP-0100-PGN

Class BC – Discount Group IX

Features

- Includes one painted stanchion and attachment hardware.
- Supports adaptable worksurfaces or desk-height countertop in parallel or perpendicular applications.

Specification Tips

- Refer to Specification Guide for planning guidelines.
- Not for use with Steel Trim.

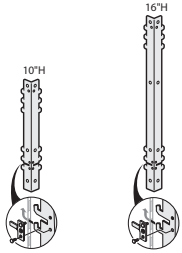
To Order, Specify:

- 1) Product number.
- 2) Trim color.

| Description | Height | Depth | Width | Number | Trim | |
|---------------------------------|---------------|------------|--------------|---------------|----------|----------|
| | | | | | A | B |
| For use with Aluminum Top Trim | 2.5"(64mm) | 1.5"(38mm) | 1.906"(48mm) | ZZBP-0300-PAN | \$123.20 | \$133.98 |
| For use with Work Rail Top Trim | 6.375"(162mm) | 2"(51mm) | 7.25"(184mm) | ZZBP-0100-PGN | 154.01 | 161.71 |

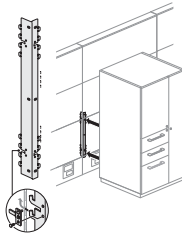
Panel-to-Storage Bracket

A Series / Be_Hold



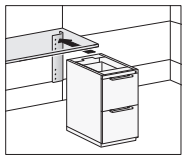
ZZBF-1000-PNA ZZBF-1600-PNA

Compose Storage



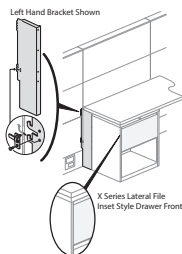
ZZBF-PNB

X Series – Attached Pedestal



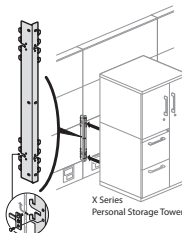
ZZBN-0000-PNJ

X and V Series Attached 2H Storage



ZZBF-PLL

Beside Pantry / X and V Series Freestanding



ZZBF-PNW

Class CA – Discount Group VIII

Common Features

- Includes one bracket and mounting hardware.
- Available in user specified trim colors.
- Installs in Compose panel frame slots and attaches to a storage unit; requires field drilling storage unit.

Specification Tips

- Provides floor support to a Compose full panel frame application. See Support and Load Guidelines for details.
- Installation requires field drilling of storage unit.
- Not for use with Compose glass panels, Connections or Beam.

A Series Credenza

- 1.5H Credenza - Order 10”(254mm)H bracket - ZZBF-1000-PNA
- 2H Credenza - Order 16”(406mm)H bracket - ZZBF-1600-PNA
- One non-handed bracket.
- May be attached perpendicular or parallel to a Compose panel frame.
- Bracket may be used with or without an A Series credenza back panel.

Be_Hold Storage

- 1.5H attached lower storage - Order 10”(254mm)H bracket - ZZBF-1000-PNA
- 2H & 3H attached lower storage and freestanding storage - Order 16”(406mm)H bracket - ZZBF-1600-PNA
- One non-handed bracket.
- Bracket may be used with inset or proud lower storage back.
- 1.5H lower storage must be attached perpendicular to Compose panel run.
- 2H or greater freestanding or attached lower storage may be attached perpendicular or parallel to Compose panel run.

Beside Pantry

- Order ZZBF-1800-PNW
- One non-handed bracket.
- Storage unit to run parallel to Compose panel run.

Compose Storage

- 1.5H Storage - Order 10”(254mm)H bracket - ZZBF-1000-PNB
- 2H Storage - Order 16”(406mm)H bracket - ZZBF-1600-PNB
- 3H Storage, Personal Storage Tower and Wardrobe - Order 28”(711mm)H bracket - ZZBF-2800-PNB
- One non-handed bracket.
- Must be attached parallel to Compose Panel run.
- For use with Chamfer Leg, Plinth or Side Panel Base with unfinished back or separately specified finished proud back.

X Series Attached Pedestal

- Order ZZBN-0000-PNJ
- One non-handed bracket.
- For use with 3mm edgeband worksurfaces.

X and V Series Attached 2H Storage

- Inset Front: RH: ZZBF-____-PRLR / LH: ZZBF-____-PLLR
- Proud Front: RH: ZZBF-____-PRLP / LH: ZZBF-____-PLLP
- One left- or right-hand bracket.
- 2H Attached Storage includes Lateral Files, Combination Units and Storage Cabinet.
- For use with 24”(610mm) or 30”(762mm)D Adaptable worksurface; Specify accordingly.
- Storage unit to run parallel to Compose panel run.
- Bracket specification dependent on Proud or Inset front.

X and V Series 1.5H Freestanding Storage, 12”(305mm)W Lockers, Compose 26”(660mm)H

- Order 12”(305mm)H bracket - ZZBF-1200-PNW
- One non-handed bracket.
- Storage unit to run parallel to Compose panel run.

X and V Series 2H or greater Freestanding Storage, Personal Storage Tower (PST), Lockers, Wardrobe Units

- Order 18.5”(470mm)H bracket - ZZBF-1800-PNW
- One non-handed bracket.
- Storage unit to run parallel to Compose panel run.

To Order, Specify:

1) Product number.

1 Handedness

(X & V Series 2H attached only)

R Right

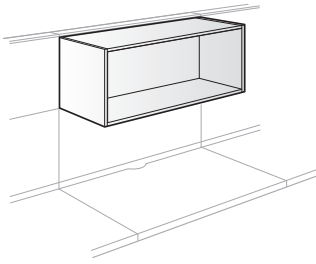
L Left

2) Trim color.

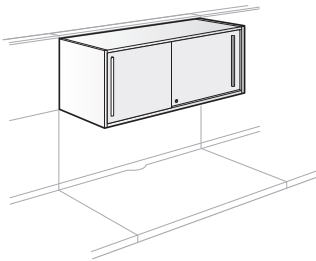
Panel-to-Storage Bracket

| Product | Product Description | Bracket Height | Worksurface Depth | Number ① | Trim | |
|---------------------------------|---|----------------|-------------------|----------------|-----------|-----------|
| | | | | | A | B |
| A Series / Be_Hold | 1.5H | 10"(254mm) | | ZZBF-1000-PNA | \$ 139.97 | \$ 160.19 |
| | 2H, 3H Freestanding & Attached | 16"(406mm) | | ZZBF-1600-PNA | 139.97 | 160.19 |
| Beside Pantry | Pantry | 18.5"(470mm) | | ZZBF-1800-PNW | \$ 139.97 | \$ 160.19 |
| Compose Storage | 1.5H | 10"(254mm) | | ZZBF-1000-PNB | \$ 139.97 | \$ 160.19 |
| | 2H | 16"(406mm) | | ZZBF-1600-PNB | 139.97 | 160.19 |
| | 3H, Personal Storage Tower, Wardrobe | 28"(711mm) | | ZZBF-2800-PNB | 139.97 | 160.19 |
| X Series | Attached Pedestal | | | ZZBN-0000-PNJ | \$266.35 | \$ 287.23 |
| X and V Series (Inset front) | 2H Attached (Lateral Files, Combination Units, Storage Cabinet) | 27"(686mm) | 24"(610mm) | ZZBF-2724-P LR | \$ 326.61 | \$346.83 |
| | | | 30"(762mm) | ZZBF-2730-P LR | 404.38 | 424.60 |
| X and V Series (Proud front) | 2H Attached (Lateral Files, Combination Units, Storage Cabinet) | 27"(686mm) | 24"(610mm) | ZZBF-2724-P LP | \$ 326.61 | \$346.83 |
| | | | 30"(762mm) | ZZBF-2730-P LP | 404.38 | 424.60 |
| X and V Series | 1.5H Freestanding, 12"(305mm)W Lockers, Compose 26"(660mm)H | 12"(305mm) | | ZZBF-1200-PNW | \$ 139.97 | \$ 160.19 |
| X and V Series | 2H+ Freestanding, Lockers, Wardrobe, Personal Storage Towers | 18.5"(470mm) | | ZZBF-1800-PNW | \$ 139.97 | \$ 160.19 |

Upper Storage Storage Box



UQFS-LN



UQFS-LL
UQFS-LW
UQFS-LG

Class CA – GSA Open Market

Features

- Includes high-pressure laminate (HPL) laminate or wood storage box with finished back, attachment hardware and if specified door track with doors.
- Storage Boxes 48”(1219mm)W and greater have a center divider.
- Laminate storage box with 1mm edgeband edges.
- If door option is chosen, two doors with pulls and door track included. Door track is not included when doors are not specified.
- Door track is metallic silver plastic.
- Storage Box inside dimensions:
 - Height: 14”(356mm)
 - Depth: 13”(330mm)
- Optional sliding doors:
 - Available in laminate, wood veneer, glass or acrylic.
 - Doors are standard as half-widths; (i.e.: 96”(2438mm) = two 48”(1219mm) doors).
 - Right-hand door slides behind left-hand door.
 - Doors overlap 1”(25mm) with the following opening sizes:

| | | |
|---------------|---------------|---------------|
| .30” - 14.75” | .48” - 23.75” | .72” - 35.75” |
| .36” - 17.75” | .54” - 26.75” | .80” - 39.75” |
| .40” - 19.75” | .60” - 29.75” | .84” - 41.75” |
| .42” - 20.75” | .66” - 32.75” | .96” - 47.75” |
 - Bar pulls available in trim colors.
 - Optional door lock is located in right door and available in black or chrome.
 - For lock options, refer to Lock Program section of the Accessories Price List.
- Safety interlock prevents dislodgment of storage box from panel component slots.
- Separately specified light options available.

Specification Tips

- One row of 16”(406mm) storage boxes can be used on each panel.
- Laminate or wood doors can be retrofitted with locks.
- Mounting Option (V) can be mounted on Compose wall track - up to 60”(1524mm)W storage box.
- Storage Box wider than 60”(1524mm) may not be used with wall track.

To Order, Specify:

1) Product number, including:

1 Mounting Option:

V Compose

W Wall Mount (drywall)

2 Locking Option:

N None

L Locking (add **\$118.78** list)

2) Box laminate or wood surface color.

3) Box laminate edge trim color (if applicable).

4) Door surface color/finish.

5) Pull trim color.

6) Lock Plug finish color.

Black – LR-BL

Chrome – LR-BP

Upper Storage Storage Box

| Outside Depth | Outside Width | Inside Width | Number | ① | ② | Case HPL A Trim | | Case HPL B Trim | |
|--|---------------|-------------------------------|--------------|---|----|-----------------|-----|-----------------|-----|
| | | | | | | A | B | A | B |
| Without Doors/16.5"(419mm) Outside Height | | | | | | | | | |
| 15.75"(400mm) | 30"(762mm) | 28.25"(718mm) | UQFS-1630-LN | N | NA | \$ 1897.41 | N/A | \$ 2018.66 | N/A |
| | 36"(914mm) | 34.25"(870mm) | UQFS-1636-LN | N | NA | 1976.61 | N/A | 2103.05 | N/A |
| | 40"(1016mm) | 28.25"(718mm) | UQFS-1640-LN | N | NA | 2029.41 | N/A | 2159.31 | N/A |
| | 42"(1067mm) | 40.25"(1022mm) | UQFS-1642-LN | N | NA | 2055.81 | N/A | 2187.44 | N/A |
| | 48"(1219mm) | 22.75"(578mm)/22.75"(578mm) | UQFS-1648-LN | N | NA | 2135.01 | N/A | 2271.83 | N/A |
| | 54"(1372mm) | 25.75"(654mm)/25.75"(654mm) | UQFS-1654-LN | N | NA | 2214.21 | N/A | 2356.22 | N/A |
| | 60"(1524mm) | 28.75"(730mm)/28.75"(730mm) | UQFS-1660-LN | N | NA | 2319.36 | N/A | 2466.56 | N/A |
| | 66"(1676mm) | 31.75"(806mm)/31.75"(806mm) | UQFS-1666-LN | N | NA | 2403.75 | N/A | 2556.14 | N/A |
| | 72"(1829mm) | 34.75"(883mm)/34.75"(883mm) | UQFS-1672-LN | N | NA | 2488.14 | N/A | 2645.72 | N/A |
| | 80"(2032mm) | 38.75"(984mm)/38.75"(984mm) | UQFS-1680-LN | N | NA | 2600.66 | N/A | 2765.16 | N/A |
| | 84"(2134mm) | 40.75"(1035mm)/40.75"(1035mm) | UQFS-1684-LN | N | NA | 2656.92 | N/A | 2824.88 | N/A |
| | 96"(2438mm) | 46.75"(1187mm)/46.75"(1187mm) | UQFS-1696-LN | N | NA | 2914.76 | N/A | 3093.10 | N/A |

| Outside Depth | Outside Width | Inside Width | Number | ① | ② | Case HPL A Door HPL A Trim | | Door HPL B Trim | |
|--|---------------|-------------------------------|--------------|---|----|----------------------------|------------|-----------------|------------|
| | | | | | | A | B | A | B |
| With Laminate Doors/16.5"(419mm) Outside Height | | | | | | | | | |
| 15.75"(400mm) | 30"(762mm) | 28.25"(718mm) | UQFS-1630-LL | B | NA | \$ 2542.41 | \$ 2552.31 | \$ 2593.56 | \$ 2603.46 |
| | 36"(914mm) | 34.25"(870mm) | UQFS-1636-LL | B | NA | 2671.08 | 2680.98 | 2727.15 | 2737.05 |
| | 40"(1016mm) | 28.25"(718mm) | UQFS-1640-LL | B | NA | 2756.86 | 2766.76 | 2816.21 | 2826.11 |
| | 42"(1067mm) | 40.25"(1022mm) | UQFS-1642-LL | B | NA | 2799.75 | 2809.65 | 2860.74 | 2870.64 |
| | 48"(1219mm) | 22.75"(578mm)/22.75"(578mm) | UQFS-1648-LL | B | NA | 2928.42 | 2938.32 | 2994.33 | 3004.23 |
| | 54"(1372mm) | 25.75"(654mm)/25.75"(654mm) | UQFS-1654-LL | B | NA | 3057.09 | 3066.99 | 3127.92 | 3137.82 |
| | 60"(1524mm) | 28.75"(730mm)/28.75"(730mm) | UQFS-1660-LL | B | NA | 3211.71 | 3221.61 | 3287.46 | 3297.36 |
| | 66"(1676mm) | 31.75"(806mm)/31.75"(806mm) | UQFS-1666-LL | B | NA | 3345.57 | 3355.47 | 3426.24 | 3436.14 |
| | 72"(1829mm) | 34.75"(883mm)/34.75"(883mm) | UQFS-1672-LL | B | NA | 3532.23 | 3542.13 | 3565.02 | 3574.92 |
| | 80"(2032mm) | 38.75"(984mm)/38.75"(984mm) | UQFS-1680-LL | B | NA | 3710.71 | 3720.61 | 3750.06 | 3759.96 |
| | 84"(2134mm) | 40.75"(1035mm)/40.75"(1035mm) | UQFS-1684-LL | B | NA | 3799.95 | 3809.85 | 3842.58 | 3852.48 |
| | 96"(2438mm) | 46.75"(1187mm)/46.75"(1187mm) | UQFS-1696-LL | B | NA | 4156.73 | 4166.63 | 4209.20 | 4219.10 |

| Outside Depth | Outside Width | Inside Width | Number | ① | ② | Case HPL B Door HPL A Trim | | Door HPL B Trim | |
|--|---------------|-------------------------------|--------------|---|----|----------------------------|------------|-----------------|------------|
| | | | | | | A | B | A | B |
| With Laminate Doors/16.5"(419mm) Outside Height | | | | | | | | | |
| 15.75"(400mm) | 30"(762mm) | 28.25"(718mm) | UQFS-1630-LL | B | NA | \$ 2663.66 | \$ 2673.56 | \$ 2714.81 | \$ 2724.71 |
| | 36"(914mm) | 34.25"(870mm) | UQFS-1636-LL | B | NA | 2797.52 | 2807.42 | 2853.59 | 2863.49 |
| | 40"(1016mm) | 28.25"(718mm) | UQFS-1640-LL | B | NA | 2886.76 | 2896.66 | 2946.11 | 2956.01 |
| | 42"(1067mm) | 40.25"(1022mm) | UQFS-1642-LL | B | NA | 2931.38 | 2941.28 | 2992.37 | 3002.27 |
| | 48"(1219mm) | 22.75"(578mm)/22.75"(578mm) | UQFS-1648-LL | B | NA | 3065.24 | 3075.14 | 3131.15 | 3141.05 |
| | 54"(1372mm) | 25.75"(654mm)/25.75"(654mm) | UQFS-1654-LL | B | NA | 3199.10 | 3209.00 | 3269.93 | 3279.83 |
| | 60"(1524mm) | 28.75"(730mm)/28.75"(730mm) | UQFS-1660-LL | B | NA | 3358.91 | 3368.81 | 3434.66 | 3444.56 |
| | 66"(1676mm) | 31.75"(806mm)/31.75"(806mm) | UQFS-1666-LL | B | NA | 3497.96 | 3507.86 | 3578.63 | 3588.53 |
| | 72"(1829mm) | 34.75"(883mm)/34.75"(883mm) | UQFS-1672-LL | B | NA | 3637.01 | 3646.91 | 3722.60 | 3732.50 |
| | 80"(2032mm) | 38.75"(984mm)/38.75"(984mm) | UQFS-1680-LL | B | NA | 3822.41 | 3832.31 | 3914.56 | 3924.46 |
| | 84"(2134mm) | 40.75"(1035mm)/40.75"(1035mm) | UQFS-1684-LL | B | NA | 3915.11 | 3925.01 | 4010.54 | 4020.44 |
| | 96"(2438mm) | 46.75"(1187mm)/46.75"(1187mm) | UQFS-1696-LL | B | NA | 4282.27 | 4292.17 | 4387.54 | 4397.44 |

Upper Storage

Storage Box

| Outside Depth | Outside Width | Inside Width | Number | ① | ② | Case HPL A | | Door Wood | |
|--|---------------|-------------------------------|--------------|---|----|------------|-----------|-----------|-----------|
| | | | | | | Trim A | B | A | B |
| With Wood Doors/16.5"(419mm) Outside Height | | | | | | | | | |
| 15.75"(400mm) | 30"(762mm) | 28.25"(718mm) | UQFS-1630-LW | B | NA | \$2765.09 | \$2774.99 | \$2918.47 | \$2928.37 |
| | 36"(914mm) | 34.25"(870mm) | UQFS-1636-LW | B | NA | 2923.49 | 2933.39 | 3091.72 | 3101.62 |
| | 40"(1016mm) | 28.25"(718mm) | UQFS-1640-LW | B | NA | 3029.09 | 3038.99 | 3207.22 | 3217.12 |
| | 42"(1067mm) | 40.25"(1022mm) | UQFS-1642-LW | B | NA | 3081.89 | 3091.79 | 3264.97 | 3274.87 |
| | 48"(1219mm) | 22.75"(578mm)/22.75"(578mm) | UQFS-1648-LW | B | NA | 3240.29 | 3250.19 | 3438.22 | 3448.12 |
| | 54"(1372mm) | 25.75"(654mm)/25.75"(654mm) | UQFS-1654-LW | B | NA | 3398.69 | 3408.59 | 3611.47 | 3621.37 |
| | 60"(1524mm) | 28.75"(730mm)/28.75"(730mm) | UQFS-1660-LW | B | NA | 3583.04 | 3592.94 | 3810.67 | 3820.57 |
| | 66"(1676mm) | 31.75"(806mm)/31.75"(806mm) | UQFS-1666-LW | B | NA | 3746.63 | 3756.53 | 3989.11 | 3999.01 |
| | 72"(1829mm) | 34.75"(883mm)/34.75"(883mm) | UQFS-1672-LW | B | NA | 3910.22 | 3920.12 | 4167.55 | 4177.45 |
| | 80"(2032mm) | 38.75"(984mm)/38.75"(984mm) | UQFS-1680-LW | B | NA | 4128.34 | 4138.24 | 4405.47 | 4415.37 |
| | 84"(2134mm) | 40.75"(1035mm)/40.75"(1035mm) | UQFS-1684-LW | B | NA | 4237.40 | 4247.30 | 4524.43 | 4534.33 |
| | 96"(2438mm) | 46.75"(1187mm)/46.75"(1187mm) | UQFS-1696-LW | B | NA | 4653.64 | 4663.54 | 4970.37 | 4980.27 |

| Outside Depth | Outside Width | Inside Width | Number | ① | ② | Case HPL B | | Door Wood | |
|--|---------------|-------------------------------|--------------|---|----|------------|-----------|-----------|-----------|
| | | | | | | Trim A | B | A | B |
| With Wood Doors/16.5"(419mm) Outside Height | | | | | | | | | |
| 15.75"(400mm) | 30"(762mm) | 28.25"(718mm) | UQFS-1630-LW | B | NA | \$2886.34 | \$2896.24 | \$3039.72 | \$3049.62 |
| | 36"(914mm) | 34.25"(870mm) | UQFS-1636-LW | B | NA | 3049.93 | 3059.83 | 3218.16 | 3228.06 |
| | 40"(1016mm) | 28.25"(718mm) | UQFS-1640-LW | B | NA | 3158.99 | 3168.89 | 3337.12 | 3347.02 |
| | 42"(1067mm) | 40.25"(1022mm) | UQFS-1642-LW | B | NA | 3213.52 | 3223.42 | 3396.60 | 3406.50 |
| | 48"(1219mm) | 22.75"(578mm)/22.75"(578mm) | UQFS-1648-LW | B | NA | 3377.11 | 3387.01 | 3575.04 | 3584.94 |
| | 54"(1372mm) | 25.75"(654mm)/25.75"(654mm) | UQFS-1654-LW | B | NA | 3540.70 | 3550.60 | 3753.48 | 3763.38 |
| | 60"(1524mm) | 28.75"(730mm)/28.75"(730mm) | UQFS-1660-LW | B | NA | 3730.24 | 3740.14 | 3957.87 | 3967.77 |
| | 66"(1676mm) | 31.75"(806mm)/31.75"(806mm) | UQFS-1666-LW | B | NA | 3899.02 | 3908.92 | 4141.50 | 4151.40 |
| | 72"(1829mm) | 34.75"(883mm)/34.75"(883mm) | UQFS-1672-LW | B | NA | 4067.80 | 4077.70 | 4325.13 | 4335.03 |
| | 80"(2032mm) | 38.75"(984mm)/38.75"(984mm) | UQFS-1680-LW | B | NA | 4292.84 | 4302.74 | 4569.97 | 4579.87 |
| | 84"(2134mm) | 40.75"(1035mm)/40.75"(1035mm) | UQFS-1684-LW | B | NA | 4405.36 | 4415.26 | 4692.39 | 4702.29 |
| | 96"(2438mm) | 46.75"(1187mm)/46.75"(1187mm) | UQFS-1696-LW | B | NA | 4831.98 | 4841.88 | 5148.71 | 5158.61 |

Upper Storage

Storage Box

| Outside Width | Number | ① | ② | Case HPL A | | | | | | | |
|--|--------------|---|----|--------------|------------|--------------|------------|--------------|------------|--------------|------------|
| | | | | Door Glass A | | Door Glass C | | Door Glass F | | Door Acrylic | |
| | | | | Trim A | B | Trim A | B | Trim A | B | Trim A | B |
| With Glass or Acrylic Doors/16.5"(419mm) Outside Height - 15.75"(400mm) Outside Depth | | | | | | | | | | | |
| 30"(762mm) | UQFS-1630-LG | B | NA | \$ 3232.26 | \$ 3242.16 | \$ 4572.97 | \$ 4582.87 | \$ 5545.74 | \$ 5555.64 | \$ 3232.26 | \$ 3242.16 |
| 36"(914mm) | UQFS-1636-LG | B | NA | 3399.45 | 3409.35 | 4857.58 | 4867.48 | 5906.67 | 5916.57 | 3311.46 | 3321.36 |
| 40"(1016mm) | UQFS-1640-LG | B | NA | 3510.91 | 3520.81 | 5047.32 | 5057.22 | 6147.29 | 6157.19 | 3364.26 | 3374.16 |
| 42"(1067mm) | UQFS-1642-LG | B | NA | 3566.64 | 3576.54 | 5142.19 | 5152.09 | 6267.60 | 6277.50 | 3390.66 | 3400.56 |
| 48"(1219mm) | UQFS-1648-LG | B | NA | 3838.22 | 3848.12 | 5426.80 | 5436.70 | 6628.53 | 6638.43 | 3469.86 | 3479.76 |
| 54"(1372mm) | UQFS-1654-LG | B | NA | 4018.46 | 4028.36 | 5711.41 | 5721.31 | 6989.46 | 6999.36 | 3549.06 | 3558.96 |
| 60"(1524mm) | UQFS-1660-LG | B | NA | 4138.98 | 4148.88 | 6066.79 | 6076.69 | 7421.16 | 7431.06 | 3654.21 | 3664.11 |
| 66"(1676mm) | UQFS-1666-LG | B | NA | 4356.18 | 4366.08 | 6401.41 | 6411.31 | 7832.10 | 7842.00 | 3738.60 | 3748.50 |
| 72"(1829mm) | UQFS-1672-LG | B | NA | 4573.38 | 4583.28 | 6736.03 | 6745.93 | 8243.04 | 8252.94 | 3822.99 | 3832.89 |
| 80"(2032mm) | UQFS-1680-LG | B | NA | 4862.98 | 4872.88 | 7182.19 | 7192.09 | 8790.96 | 8800.86 | 3935.51 | 3945.41 |
| 84"(2134mm) | UQFS-1684-LG | B | NA | 5007.78 | 5017.68 | 7405.27 | 7415.17 | 9064.92 | 9074.82 | 3991.77 | 4001.67 |
| 96"(2438mm) | UQFS-1696-LG | B | NA | 5531.24 | 5541.14 | 8163.57 | 8173.47 | 9975.86 | 9985.76 | 4249.61 | 4259.51 |

Refer to page 265 for inside width dimensions.

| Outside Width | Number | ① | ② | Case HPL B | | | | | | | |
|--|--------------|---|----|--------------|------------|--------------|------------|--------------|------------|--------------|------------|
| | | | | Door Glass A | | Door Glass C | | Door Glass F | | Door Acrylic | |
| | | | | Trim A | B | Trim A | B | Trim A | B | Trim A | B |
| With Glass or Acrylic Doors/16.5"(419mm) Outside Height - 15.75"(400mm) Outside Depth | | | | | | | | | | | |
| 30"(762mm) | UQFS-1630-LG | B | NA | \$ 3353.51 | \$ 3363.41 | \$ 4694.22 | \$ 4704.12 | \$ 5666.99 | \$ 5676.89 | \$ 3353.51 | \$ 3363.41 |
| 36"(914mm) | UQFS-1636-LG | B | NA | 3525.89 | 3535.79 | 4984.02 | 4993.92 | 6033.11 | 6043.01 | 3437.90 | 3447.80 |
| 40"(1016mm) | UQFS-1640-LG | B | NA | 3640.81 | 3650.71 | 5177.22 | 5187.12 | 6277.19 | 6287.09 | 3494.16 | 3504.06 |
| 42"(1067mm) | UQFS-1642-LG | B | NA | 3698.27 | 3708.17 | 5273.82 | 5283.72 | 6399.23 | 6409.13 | 3522.29 | 3532.19 |
| 48"(1219mm) | UQFS-1648-LG | B | NA | 3870.65 | 3880.55 | 5563.62 | 5573.52 | 6765.35 | 6775.25 | 3606.68 | 3616.58 |
| 54"(1372mm) | UQFS-1654-LG | B | NA | 4043.03 | 4052.93 | 5853.42 | 5863.32 | 7131.47 | 7141.37 | 3691.07 | 3700.97 |
| 60"(1524mm) | UQFS-1660-LG | B | NA | 4286.18 | 4296.08 | 6213.99 | 6223.89 | 7568.36 | 7578.26 | 3801.41 | 3811.31 |
| 66"(1676mm) | UQFS-1666-LG | B | NA | 4508.57 | 4518.47 | 6553.80 | 6563.70 | 7984.49 | 7994.39 | 3890.99 | 3900.89 |
| 72"(1829mm) | UQFS-1672-LG | B | NA | 4730.96 | 4740.86 | 6893.61 | 6903.51 | 8400.62 | 8410.52 | 3980.57 | 3990.47 |
| 80"(2032mm) | UQFS-1680-LG | B | NA | 5027.48 | 5037.38 | 7346.69 | 7356.59 | 8955.46 | 8965.36 | 4100.01 | 4109.91 |
| 84"(2134mm) | UQFS-1684-LG | B | NA | 5175.74 | 5185.64 | 7573.23 | 7583.13 | 9232.88 | 9242.78 | 4159.73 | 4169.63 |
| 96"(2438mm) | UQFS-1696-LG | B | NA | 5709.58 | 5719.48 | 8341.91 | 8351.81 | 10154.20 | 10164.10 | 4427.95 | 4437.85 |

Refer to page 265 for inside width dimensions.

Upper Storage Storage Box

| Outside Depth | Outside Width | Inside Width | Number | ① | ② | Case Wood A Trim | | Case Wood B Trim | |
|--|---------------|-------------------------------|--------------|---|----|------------------|-----|------------------|-----|
| | | | | | | A | B | A | B |
| Without Doors/16.5"(419mm) Outside Height | | | | | | | | | |
| 15.75"(400mm) | 30"(762mm) | 28.25"(718mm) | UQFS-1630-WN | N | NA | \$ 3335.85 | N/A | \$ 3591.64 | N/A |
| | 36"(914mm) | 34.25"(870mm) | UQFS-1636-WN | N | NA | 3489.09 | N/A | 3758.05 | N/A |
| | 40"(1016mm) | 28.25"(718mm) | UQFS-1640-WN | N | NA | 3591.25 | N/A | 3868.99 | N/A |
| | 42"(1067mm) | 40.25"(1022mm) | UQFS-1642-WN | N | NA | 3642.33 | N/A | 3924.46 | N/A |
| | 48"(1219mm) | 22.75"(578mm)/22.75"(578mm) | UQFS-1648-WN | N | NA | 3795.57 | N/A | 4090.87 | N/A |
| | 54"(1372mm) | 25.75"(654mm)/25.75"(654mm) | UQFS-1654-WN | N | NA | 3948.81 | N/A | 4257.28 | N/A |
| | 60"(1524mm) | 28.75"(730mm)/28.75"(730mm) | UQFS-1660-WN | N | NA | 4128.00 | N/A | 4449.64 | N/A |
| | 66"(1676mm) | 31.75"(806mm)/31.75"(806mm) | UQFS-1666-WN | N | NA | 4286.43 | N/A | 4621.24 | N/A |
| | 72"(1829mm) | 34.75"(883mm)/34.75"(883mm) | UQFS-1672-WN | N | NA | 4444.86 | N/A | 4792.84 | N/A |
| | 80"(2032mm) | 38.75"(984mm)/38.75"(984mm) | UQFS-1680-WN | N | NA | 4656.10 | N/A | 5021.64 | N/A |
| | 84"(2134mm) | 40.75"(1035mm)/40.75"(1035mm) | UQFS-1684-WN | N | NA | 4761.72 | N/A | 5136.04 | N/A |
| | 96"(2438mm) | 46.75"(1187mm)/46.75"(1187mm) | UQFS-1696-WN | N | NA | 5167.64 | N/A | 5568.30 | N/A |

| Outside Depth | Outside Width | Inside Width | Number | ① | ② | Case Wood A Door HPL Trim | | Door HPL B Trim | |
|--|---------------|-------------------------------|--------------|---|----|---------------------------|------------|-----------------|-----------|
| | | | | | | A | B | A | B |
| With Laminate Doors/16.5"(419mm) Outside Height | | | | | | | | | |
| 15.75"(400mm) | 30"(762mm) | 28.25"(718mm) | UQFS-1630-WL | B | NA | \$3980.85 | \$ 3990.75 | \$4032.00 | \$4041.90 |
| | 36"(914mm) | 34.25"(870mm) | UQFS-1636-WL | B | NA | 4183.56 | 4193.46 | 4239.63 | 4249.53 |
| | 40"(1016mm) | 28.25"(718mm) | UQFS-1640-WL | B | NA | 4318.70 | 4328.60 | 4378.05 | 4387.95 |
| | 42"(1067mm) | 40.25"(1022mm) | UQFS-1642-WL | B | NA | 4386.27 | 4396.17 | 4447.26 | 4457.16 |
| | 48"(1219mm) | 22.75"(578mm)/22.75"(578mm) | UQFS-1648-WL | B | NA | 4588.98 | 4598.88 | 4654.89 | 4664.79 |
| | 54"(1372mm) | 25.75"(654mm)/25.75"(654mm) | UQFS-1654-WL | B | NA | 4791.69 | 4801.59 | 4862.52 | 4872.42 |
| | 60"(1524mm) | 28.75"(730mm)/28.75"(730mm) | UQFS-1660-WL | B | NA | 5020.35 | 5030.25 | 5096.10 | 5106.00 |
| | 66"(1676mm) | 31.75"(806mm)/31.75"(806mm) | UQFS-1666-WL | B | NA | 5228.25 | 5238.15 | 5308.92 | 5318.82 |
| | 72"(1829mm) | 34.75"(883mm)/34.75"(883mm) | UQFS-1672-WL | B | NA | 5436.15 | 5446.05 | 5521.74 | 5531.64 |
| | 80"(2032mm) | 38.75"(984mm)/38.75"(984mm) | UQFS-1680-WL | B | NA | 5713.35 | 5723.25 | 5805.50 | 5815.40 |
| | 84"(2134mm) | 40.75"(1035mm)/40.75"(1035mm) | UQFS-1684-WL | B | NA | 5851.95 | 5861.85 | 5947.38 | 5957.28 |
| | 96"(2438mm) | 46.75"(1187mm)/46.75"(1187mm) | UQFS-1696-WL | B | NA | 6356.81 | 6366.71 | 6462.08 | 6471.98 |

| Outside Depth | Outside Width | Inside Width | Number | ① | ② | Case Wood B Door HPL Trim | | Door HPL B Trim | |
|--|---------------|-------------------------------|--------------|---|----|---------------------------|-----------|-----------------|------------|
| | | | | | | A | B | A | B |
| With Laminate Doors/16.5"(419mm) Outside Height | | | | | | | | | |
| 15.75"(400mm) | 30"(762mm) | 28.25"(718mm) | UQFS-1630-WL | B | NA | \$4236.64 | \$4246.54 | \$ 4287.79 | \$ 4297.69 |
| | 36"(914mm) | 34.25"(870mm) | UQFS-1636-WL | B | NA | 4452.52 | 4462.42 | 4508.59 | 4518.49 |
| | 40"(1016mm) | 28.25"(718mm) | UQFS-1640-WL | B | NA | 4596.44 | 4606.34 | 4655.79 | 4665.69 |
| | 42"(1067mm) | 40.25"(1022mm) | UQFS-1642-WL | B | NA | 4668.40 | 4678.30 | 4729.39 | 4739.29 |
| | 48"(1219mm) | 22.75"(578mm)/22.75"(578mm) | UQFS-1648-WL | B | NA | 4884.28 | 4894.18 | 4950.19 | 4960.09 |
| | 54"(1372mm) | 25.75"(654mm)/25.75"(654mm) | UQFS-1654-WL | B | NA | 5100.16 | 5110.06 | 5170.99 | 5180.89 |
| | 60"(1524mm) | 28.75"(730mm)/28.75"(730mm) | UQFS-1660-WL | B | NA | 5341.99 | 5351.89 | 5417.74 | 5427.64 |
| | 66"(1676mm) | 31.75"(806mm)/31.75"(806mm) | UQFS-1666-WL | B | NA | 5563.06 | 5572.96 | 5643.73 | 5653.63 |
| | 72"(1829mm) | 34.75"(883mm)/34.75"(883mm) | UQFS-1672-WL | B | NA | 5784.13 | 5794.03 | 5869.72 | 5879.62 |
| | 80"(2032mm) | 38.75"(984mm)/38.75"(984mm) | UQFS-1680-WL | B | NA | 6078.89 | 6088.79 | 6171.04 | 6180.94 |
| | 84"(2134mm) | 40.75"(1035mm)/40.75"(1035mm) | UQFS-1684-WL | B | NA | 6226.27 | 6236.17 | 6321.70 | 6331.60 |
| | 96"(2438mm) | 46.75"(1187mm)/46.75"(1187mm) | UQFS-1696-WL | B | NA | 6757.47 | 6767.37 | 6862.74 | 6872.64 |

Upper Storage

Storage Box

| Outside Depth | Outside Width | Inside Width | Number | ① | ② | Case Wood A | | Door Wood B | |
|--|---------------|-------------------------------|--------------|---|----|-------------|------------|-------------|------------|
| | | | | | | Door Wood A | Trim A | Door Wood B | Trim B |
| With Wood Doors/16.5"(419mm) Outside Height | | | | | | | | | |
| 15.75"(400mm) | 30"(762mm) | 28.25"(718mm) | UQFS-1630-WW | B | NA | \$ 4203.53 | \$ 4213.43 | \$ 4356.91 | \$ 4366.81 |
| | 36"(914mm) | 34.25"(870mm) | UQFS-1636-WW | B | NA | 4435.97 | 4445.87 | 4604.20 | 4614.10 |
| | 40"(1016mm) | 28.25"(718mm) | UQFS-1640-WW | B | NA | 4590.93 | 4600.83 | 4769.06 | 4778.96 |
| | 42"(1067mm) | 40.25"(1022mm) | UQFS-1642-WW | B | NA | 4668.41 | 4678.31 | 4851.49 | 4861.39 |
| | 48"(1219mm) | 22.75"(578mm)/22.75"(578mm) | UQFS-1648-WW | B | NA | 4900.85 | 4910.75 | 5098.78 | 5108.68 |
| | 54"(1372mm) | 25.75"(654mm)/25.75"(654mm) | UQFS-1654-WW | B | NA | 5133.29 | 5143.19 | 5346.07 | 5355.97 |
| | 60"(1524mm) | 28.75"(730mm)/28.75"(730mm) | UQFS-1660-WW | B | NA | 5391.68 | 5401.58 | 5619.31 | 5629.21 |
| | 66"(1676mm) | 31.75"(806mm)/31.75"(806mm) | UQFS-1666-WW | B | NA | 5629.31 | 5639.21 | 5871.79 | 5881.69 |
| | 72"(1829mm) | 34.75"(883mm)/34.75"(883mm) | UQFS-1672-WW | B | NA | 5866.94 | 5876.84 | 6124.27 | 6134.17 |
| | 80"(2032mm) | 38.75"(984mm)/38.75"(984mm) | UQFS-1680-WW | B | NA | 6183.78 | 6193.68 | 6460.91 | 6470.81 |
| | 84"(2134mm) | 40.75"(1035mm)/40.75"(1035mm) | UQFS-1684-WW | B | NA | 6342.20 | 6352.10 | 6629.23 | 6639.13 |
| | 96"(2438mm) | 46.75"(1187mm)/46.75"(1187mm) | UQFS-1696-WW | B | NA | 6906.52 | 6916.42 | 7223.25 | 7233.15 |

| Outside Depth | Outside Width | Inside Width | Number | ① | ② | Case Wood B | | Door Wood B | |
|--|---------------|-------------------------------|--------------|---|----|-------------|------------|-------------|------------|
| | | | | | | Door Wood A | Trim A | Door Wood B | Trim B |
| With Wood Doors/16.5"(419mm) Outside Height | | | | | | | | | |
| 15.75"(400mm) | 30"(762mm) | 28.25"(718mm) | UQFS-1630-WW | B | NA | \$ 4459.32 | \$ 4469.22 | \$ 4612.70 | \$ 4622.60 |
| | 36"(914mm) | 34.25"(870mm) | UQFS-1636-WW | B | NA | 4704.93 | 4714.83 | 4873.16 | 4883.06 |
| | 40"(1016mm) | 28.25"(718mm) | UQFS-1640-WW | B | NA | 4868.67 | 4878.57 | 5046.80 | 5056.70 |
| | 42"(1067mm) | 40.25"(1022mm) | UQFS-1642-WW | B | NA | 4950.54 | 4960.44 | 5133.62 | 5143.52 |
| | 48"(1219mm) | 22.75"(578mm)/22.75"(578mm) | UQFS-1648-WW | B | NA | 5196.15 | 5206.05 | 5394.08 | 5403.98 |
| | 54"(1372mm) | 25.75"(654mm)/25.75"(654mm) | UQFS-1654-WW | B | NA | 5441.76 | 5451.66 | 5654.54 | 5664.44 |
| | 60"(1524mm) | 28.75"(730mm)/28.75"(730mm) | UQFS-1660-WW | B | NA | 5713.32 | 5723.22 | 5940.95 | 5950.85 |
| | 66"(1676mm) | 31.75"(806mm)/31.75"(806mm) | UQFS-1666-WW | B | NA | 5964.12 | 5974.02 | 6206.60 | 6216.50 |
| | 72"(1829mm) | 34.75"(883mm)/34.75"(883mm) | UQFS-1672-WW | B | NA | 6214.92 | 6224.82 | 6472.25 | 6482.15 |
| | 80"(2032mm) | 38.75"(984mm)/38.75"(984mm) | UQFS-1680-WW | B | NA | 6549.32 | 6559.22 | 6826.45 | 6836.35 |
| | 84"(2134mm) | 40.75"(1035mm)/40.75"(1035mm) | UQFS-1684-WW | B | NA | 6716.52 | 6726.42 | 7003.55 | 7013.45 |
| | 96"(2438mm) | 46.75"(1187mm)/46.75"(1187mm) | UQFS-1696-WW | B | NA | 7307.18 | 7317.08 | 7623.91 | 7633.81 |

Upper Storage Storage Box

| Outside Width | Number | ① ② | Case Wood A | | Door Glass C | | Door Glass F | | Door Acrylic | |
|---|--------------|------|--------------|-----------|--------------|------------|--------------|------------|--------------|-----------|
| | | | Door Glass A | | Trim | | Trim | | Trim | |
| | | | A | B | A | B | A | B | A | B |
| With Glass or Acrylic Doors/16.5"(419mm) Outside Height | | | | | | | | | | |
| 30"(762mm) | UQFS-1630-WG | B NA | \$ 4670.70 | \$4680.60 | \$ 6011.41 | \$ 6021.31 | \$ 6984.18 | \$ 6994.08 | \$ 4670.70 | \$4680.60 |
| 36"(914mm) | UQFS-1636-WG | B NA | 4911.93 | 4921.83 | 6370.06 | 6379.96 | 7419.15 | 7429.05 | 4823.94 | 4833.84 |
| 40"(1016mm) | UQFS-1640-WG | B NA | 5072.75 | 5082.65 | 6609.16 | 6619.06 | 7709.13 | 7719.03 | 4926.10 | 4936.00 |
| 42"(1067mm) | UQFS-1642-WG | B NA | 5153.16 | 5163.06 | 6728.71 | 6738.61 | 7854.12 | 7864.02 | 4977.18 | 4987.08 |
| 48"(1219mm) | UQFS-1648-WG | B NA | 5394.39 | 5404.29 | 7087.36 | 7097.26 | 8289.09 | 8298.99 | 5130.42 | 5140.32 |
| 54"(1372mm) | UQFS-1654-WG | B NA | 5635.62 | 5645.52 | 7446.01 | 7455.91 | 8724.06 | 8733.96 | 5283.66 | 5293.56 |
| 60"(1524mm) | UQFS-1660-WG | B NA | 5902.80 | 5912.70 | 7830.61 | 7840.51 | 9184.98 | 9194.88 | 5462.85 | 5472.75 |
| 66"(1676mm) | UQFS-1666-WG | B NA | 6149.22 | 6159.12 | 8194.45 | 8204.35 | 9625.14 | 9635.04 | 5621.28 | 5631.18 |
| 72"(1829mm) | UQFS-1672-WG | B NA | 6395.64 | 6405.54 | 8558.29 | 8568.19 | 10065.30 | 10075.20 | 5898.65 | 5908.55 |
| 80"(2032mm) | UQFS-1680-WG | B NA | 6724.20 | 6734.10 | 9043.41 | 9053.31 | 10652.18 | 10662.08 | 5990.95 | 6000.85 |
| 84"(2134mm) | UQFS-1684-WG | B NA | 6888.48 | 6898.38 | 9285.97 | 9295.87 | 10945.62 | 10955.52 | 6096.57 | 6106.47 |
| 96"(2438mm) | UQFS-1696-WG | B NA | 7470.38 | 7480.28 | 10102.71 | 10112.61 | 11915.00 | 11924.90 | 6502.49 | 6512.39 |

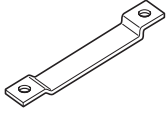
Refer to page 269 for inside width dimensions.

| Outside Width | Number | ① ② | Case Wood B | | Door Glass C | | Door Glass F | | Door Acrylic | |
|---|--------------|------|--------------|-----------|--------------|------------|--------------|------------|--------------|-----------|
| | | | Door Glass A | | Trim | | Trim | | Trim | |
| | | | A | B | A | B | A | B | A | B |
| With Glass or Acrylic Doors/16.5"(419mm) Outside Height | | | | | | | | | | |
| 30"(762mm) | UQFS-1630-WG | B NA | \$ 4926.49 | \$4936.39 | \$ 6267.20 | \$ 6277.10 | \$ 7239.97 | \$ 7249.87 | \$ 4926.49 | \$4936.39 |
| 36"(914mm) | UQFS-1636-WG | B NA | 5180.89 | 5190.79 | 6639.02 | 6648.92 | 7688.11 | 7698.01 | 5092.90 | 5102.80 |
| 40"(1016mm) | UQFS-1640-WG | B NA | 5350.49 | 5360.39 | 6886.90 | 6896.80 | 7986.87 | 7996.77 | 5203.84 | 5213.74 |
| 42"(1067mm) | UQFS-1642-WG | B NA | 5435.29 | 5445.19 | 7010.84 | 7020.74 | 8136.25 | 8146.15 | 5259.31 | 5269.21 |
| 48"(1219mm) | UQFS-1648-WG | B NA | 5689.69 | 5699.59 | 7382.66 | 7392.56 | 8584.39 | 8594.29 | 5425.72 | 5435.62 |
| 54"(1372mm) | UQFS-1654-WG | B NA | 5944.09 | 5953.99 | 7754.48 | 7764.38 | 9032.53 | 9042.43 | 5592.13 | 5602.03 |
| 60"(1524mm) | UQFS-1660-WG | B NA | 6224.44 | 6234.34 | 8152.25 | 8162.15 | 9506.62 | 9516.52 | 5784.49 | 5794.39 |
| 66"(1676mm) | UQFS-1666-WG | B NA | 6484.03 | 6493.93 | 8529.26 | 8539.16 | 9959.95 | 9969.85 | 5956.09 | 5965.99 |
| 72"(1829mm) | UQFS-1672-WG | B NA | 6743.62 | 6753.52 | 8906.27 | 8916.17 | 10413.28 | 10423.18 | 6127.69 | 6137.59 |
| 80"(2032mm) | UQFS-1680-WG | B NA | 7089.74 | 7099.64 | 9408.95 | 9418.85 | 11017.72 | 11027.62 | 6356.49 | 6366.39 |
| 84"(2134mm) | UQFS-1684-WG | B NA | 7262.80 | 7272.70 | 9660.29 | 9670.19 | 11319.94 | 11329.84 | 6470.89 | 6480.79 |
| 96"(2438mm) | UQFS-1696-WG | B NA | 7871.04 | 7880.94 | 10503.37 | 10513.27 | 12315.66 | 12325.56 | 6903.15 | 6913.05 |

Refer to page 269 for inside width dimensions.

Storage Box Accessories

Ganging Flat Bracket for Storage Box



ZUUG
Class CA - GSA Open Market

Feature

- Includes one bracket and attachment hardware.

Specification Tips

- Provides additional stability in unbalanced panel. Applications with adjacent storage boxes.
- Required for all adjacent storage boxes in an unbalanced condition.

To Order, Specify:

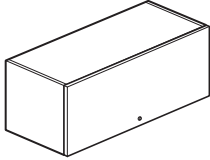
- 1) Product number.
- 2) Trim color.

| Number | Trim | |
|-----------|---------|---------|
| | A | B |
| ZUUG-0000 | \$73.73 | \$79.26 |

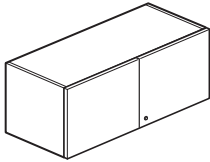
Upper Storage — Adaptable

Overhead Storage Unit

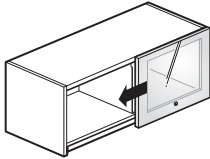
Standard Mount



UZFS-PM



UZKS-PM



UZHF-QM

Class CA – Discount Group VII

Features

- Includes door front without lock, top shelf, bottom shelf with back stop, end panels, and hardware. Optional locks available.
- Door available in painted, high-pressure laminate (HPL), translucent or wood.
- Inside dimensions:
–Height: 12.75”(324mm)
–Depth: 13.25”(337mm)
- Locks are available in black or chrome.
- For lock options, refer to Lock Program section of the Accessories Price List.
- Accepts separately specified task lights.
- Safety interlock prevents dislodgement from panel component slots.
- Flipper door stores on top of unit.
- Flipper Door - 66”(1676mm) and 72”(1829mm)W units have two doors, one lock per door if locking option is specified.
- Cabinet Door - 24”(610mm)-42”(1067mm)W units have two cabinet doors with one lock if locking option is specified.
- 48”(1219mm)-72”(1829mm)W units have four cabinet doors with two locks if locking option is specified.
- Single Slider Door - Door is half the width of the unit.
- Shipped unassembled.

Specification Tips

- To be installed in connector slots on same size panel or on a maximum of two panel frames that equal the width of the storage unit.
- Specify separate shelf gang clip for unbalanced configurations with greater than one row of overhead storage units.
- Units cannot be retrofitted with different door style; i.e., flipper doors cannot be changed to cabinet doors.
- Doors cannot be retrofitted with locks.
- Standard mount overhead storage unit cannot be retrofitted to up mount overhead storage unit.
- Cannot be used on top of slat tile.
- Flipper doors can be field retrofitted with slow close mechanism from eParts.

To Order, Specify:

1) Product number, including:

1 Locking Option:

N Non-locking

L Locking (add **\$31.53** list)

2 Close Option: (Flipper door only)

S Slow close 24”(610mm)-60”(1524mm)W units (add **\$516.39** list)
66”(1676mm) and
72”(1829mm)W units (add **\$1032.78** list)

□ No specification required for standard close.

2) Trim color for shelf and end panels.

3) Door surface options:

Painted:

–Trim color

Laminate:

–Laminate surface color

–Edgeband trim color

Translucent:

–Translucent color

Wood:

–Wood finish color

4) Trim color for lock housing (if applicable).

Upper Storage — Adaptable

Overhead Storage Unit

| Height | Depth | Width | Painted Flipper Door Number ①② | Trim A | | Trim B | |
|----------------|------------|-------------|--------------------------------|-----------|-----------|-----------|-----------|
| | | | | Trim A | B | Trim A | B |
| Painted | | | | | | | |
| 16"(406mm) | 14"(356mm) | 24"(610mm) | UZFS-1624-PM | \$1098.32 | \$1104.24 | \$1114.09 | \$1120.01 |
| | | 30"(762mm) | UZFS-1630-PM | 1148.96 | 1155.88 | 1166.68 | 1173.60 |
| | | 36"(914mm) | UZFS-1636-PM | 1199.60 | 1207.52 | 1219.27 | 1227.19 |
| | | 42"(1067mm) | UZFS-1642-PM | 1250.24 | 1259.16 | 1271.86 | 1280.78 |
| | | 48"(1219mm) | UZFS-1648-PM | 1300.88 | 1310.80 | 1324.45 | 1334.37 |
| | | 54"(1372mm) | UZFS-1654-PM | 1351.52 | 1362.44 | 1377.04 | 1387.96 |
| | | 60"(1524mm) | UZFS-1660-PM | 1518.43 | 1530.35 | 1545.90 | 1557.82 |
| | | 66"(1676mm) | UZFS-1666-PM | 1827.26 | 1840.18 | 1856.68 | 1869.60 |
| | | 72"(1829mm) | UZFS-1672-PM | 2153.85 | 2167.77 | 2185.22 | 2199.14 |

| Height | Depth | Width | Painted Cabinet Door Number ① | Trim A | | Trim B | |
|------------|------------|-------------|-------------------------------|-----------|-----------|-----------|-----------|
| | | | | Trim A | B | Trim A | B |
| 16"(406mm) | 14"(356mm) | 24"(610mm) | UZKS-1624-PM | \$1830.13 | \$1836.05 | \$1845.90 | \$1851.82 |
| | | 30"(762mm) | UZKS-1630-PM | 1880.77 | 1887.69 | 1898.49 | 1905.41 |
| | | 36"(914mm) | UZKS-1636-PM | 1931.41 | 1939.33 | 1951.08 | 1959.00 |
| | | 42"(1067mm) | UZKS-1642-PM | 1982.05 | 1990.97 | 2003.67 | 2012.59 |
| | | 48"(1219mm) | UZKS-1648-PM | 2103.05 | 2112.97 | 2126.62 | 2136.54 |
| | | 54"(1372mm) | UZKS-1654-PM | 2286.34 | 2297.26 | 2311.86 | 2322.78 |
| | | 60"(1524mm) | UZKS-1660-PM | 2498.55 | 2510.47 | 2526.02 | 2537.94 |
| | | 66"(1676mm) | UZKS-1666-PM | 3014.36 | 3027.28 | 3043.78 | 3056.70 |
| | | 72"(1829mm) | UZKS-1672-PM | 3478.94 | 3492.86 | 3510.31 | 3524.23 |

| Height | Depth | Width | Painted Single Slider Door Number ① | Trim A | | Trim B | |
|------------|------------|-------------|-------------------------------------|-----------|-----------|-----------|-----------|
| | | | | Trim A | B | Trim A | B |
| 16"(406mm) | 14"(356mm) | 24"(610mm) | UZHS-1624-PM | \$1098.32 | \$1104.24 | \$1114.09 | \$1120.01 |
| | | 30"(762mm) | UZHS-1630-PM | 1148.96 | 1155.88 | 1166.68 | 1173.60 |
| | | 36"(914mm) | UZHS-1636-PM | 1199.60 | 1207.52 | 1219.27 | 1227.19 |
| | | 42"(1067mm) | UZHS-1642-PM | 1250.24 | 1259.16 | 1271.86 | 1280.78 |
| | | 48"(1219mm) | UZHS-1648-PM | 1300.88 | 1310.80 | 1324.45 | 1334.37 |
| | | 54"(1372mm) | UZHS-1654-PM | 1351.52 | 1362.44 | 1377.04 | 1387.96 |
| | | 60"(1524mm) | UZHS-1660-PM | 1518.43 | 1530.35 | 1545.90 | 1557.82 |
| | | 66"(1676mm) | UZHS-1666-PM | 1827.26 | 1840.18 | 1856.68 | 1869.60 |
| | | 72"(1829mm) | UZHS-1672-PM | 2153.85 | 2167.77 | 2185.22 | 2199.14 |

Upper Storage — Adaptable

Overhead Storage Unit

| Height | Depth | Width | Laminate Flipper Door Number ①② | HPL A Trim | | HPL B Trim | |
|-----------------|------------|-------------|---------------------------------------|------------------|-----------|------------------|-----------|
| | | | | A | B | A | B |
| Laminate | | | | | | | |
| 16"(406mm) | 14"(356mm) | 24"(610mm) | UZFS-1624-LM | \$1492.68 | \$1508.45 | \$1522.27 | \$1538.04 |
| | | 30"(762mm) | UZFS-1630-LM | 1580.58 | 1598.30 | 1610.17 | 1627.89 |
| | | 36"(914mm) | UZFS-1636-LM | 1668.48 | 1688.15 | 1698.07 | 1717.74 |
| | | 42"(1067mm) | UZFS-1642-LM | 1756.38 | 1778.00 | 1785.97 | 1807.59 |
| | | 48"(1219mm) | UZFS-1648-LM | 1844.28 | 1867.85 | 1873.87 | 1897.44 |
| | | 54"(1372mm) | UZFS-1654-LM | 1932.18 | 1957.70 | 1961.77 | 1987.29 |
| | | 60"(1524mm) | UZFS-1660-LM | 2140.33 | 2167.80 | 2169.92 | 2197.39 |
| | | 66"(1676mm) | UZFS-1666-LM | 2594.77 | 2624.19 | 2624.36 | 2653.78 |
| | | 72"(1829mm) | UZFS-1672-LM | 3051.26 | 3082.63 | 3080.85 | 3112.22 |

| Height | Depth | Width | Laminate Cabinet Door Number ① | HPL A Trim | | HPL B Trim | |
|------------|------------|-------------|--------------------------------------|------------------|-----------|------------------|-----------|
| | | | | A | B | A | B |
| 16"(406mm) | 14"(356mm) | 24"(610mm) | UZKS-1624-LM | \$2540.81 | \$2556.58 | \$2570.40 | \$2586.17 |
| | | 30"(762mm) | UZKS-1630-LM | 2628.71 | 2646.43 | 2658.30 | 2676.02 |
| | | 36"(914mm) | UZKS-1636-LM | 2716.61 | 2736.28 | 2746.20 | 2765.87 |
| | | 42"(1067mm) | UZKS-1642-LM | 2804.51 | 2826.13 | 2834.10 | 2855.72 |
| | | 48"(1219mm) | UZKS-1648-LM | 2930.34 | 2953.91 | 2959.93 | 2983.50 |
| | | 54"(1372mm) | UZKS-1654-LM | 3214.85 | 3240.37 | 3244.44 | 3269.96 |
| | | 60"(1524mm) | UZKS-1660-LM | 3519.56 | 3547.03 | 3549.15 | 3576.62 |
| | | 66"(1676mm) | UZKS-1666-LM | 4210.54 | 4239.96 | 4240.13 | 4269.55 |
| | | 72"(1829mm) | UZKS-1672-LM | 4897.65 | 4929.02 | 4927.24 | 4958.61 |

| Height | Depth | Width | Laminate Single Slider Door Number ① | HPL A Trim | | HPL B Trim | |
|------------|------------|-------------|--|------------------|-----------|------------------|-----------|
| | | | | A | B | A | B |
| 16"(406mm) | 14"(356mm) | 24"(610mm) | UZHS-1624-LM | \$1492.68 | \$1508.45 | \$1522.27 | \$1538.04 |
| | | 30"(762mm) | UZHS-1630-LM | 1580.58 | 1598.30 | 1610.17 | 1627.89 |
| | | 36"(914mm) | UZHS-1636-LM | 1668.48 | 1688.15 | 1698.07 | 1717.74 |
| | | 42"(1067mm) | UZHS-1642-LM | 1756.38 | 1778.00 | 1785.97 | 1807.59 |
| | | 48"(1219mm) | UZHS-1648-LM | 1844.28 | 1867.85 | 1873.87 | 1897.44 |
| | | 54"(1372mm) | UZHS-1654-LM | 1932.18 | 1957.70 | 1961.77 | 1987.29 |
| | | 60"(1524mm) | UZHS-1660-LM | 2140.33 | 2167.80 | 2169.92 | 2197.39 |
| | | 66"(1676mm) | UZHS-1666-LM | 2594.77 | 2624.19 | 2624.36 | 2653.78 |
| | | 72"(1829mm) | UZHS-1672-LM | 3051.26 | 3082.63 | 3080.85 | 3112.22 |

Upper Storage — Adaptable

Overhead Storage Unit

| Height | Depth | Width | Translucent | Trim | |
|--------------------|------------|-------------|---------------------------|-----------|------------|
| | | | Flipper Door Number ①② | A | B |
| Translucent | | | | | |
| 16"(406mm) | 14"(356mm) | 24"(610mm) | UZFF-1624-QM | \$1720.90 | \$ 1736.67 |
| | | 30"(762mm) | UZFF-1630-QM | 1796.86 | 1814.58 |
| | | 36"(914mm) | UZFF-1636-QM | 1872.82 | 1892.49 |
| | | 42"(1067mm) | UZFF-1642-QM | 1948.78 | 1970.40 |
| | | 48"(1219mm) | UZFF-1648-QM | 2024.74 | 2048.31 |
| | | 54"(1372mm) | UZFF-1654-QM | 2100.70 | 2126.22 |
| | | 60"(1524mm) | UZFF-1660-QM | 2348.13 | 2375.60 |
| | | 66"(1676mm) | UZFF-1666-QM | 2875.41 | 2904.83 |
| | | 72"(1829mm) | UZFF-1672-QM | 3272.67 | 3304.04 |

| Height | Depth | Width | Translucent | Trim | |
|------------|------------|-------------|--------------------------|-----------|-----------|
| | | | Cabinet Door Number ① | A | B |
| 16"(406mm) | 14"(356mm) | 24"(610mm) | UZKF-1624-QM | \$2769.03 | \$2784.80 |
| | | 30"(762mm) | UZKF-1630-QM | 2874.48 | 2892.20 |
| | | 36"(914mm) | UZKF-1636-QM | 2979.93 | 2999.60 |
| | | 42"(1067mm) | UZKF-1642-QM | 3085.38 | 3107.00 |
| | | 48"(1219mm) | UZKF-1648-QM | 3225.99 | 3249.56 |
| | | 54"(1372mm) | UZKF-1654-QM | 3522.96 | 3548.48 |
| | | 60"(1524mm) | UZKF-1660-QM | 3838.09 | 3865.56 |
| | | 66"(1676mm) | UZKF-1666-QM | 4612.13 | 4641.55 |
| | | 72"(1829mm) | UZKF-1672-QM | 5323.45 | 5354.82 |

| Height | Depth | Width | Translucent | Trim | |
|------------|------------|-------------|--------------------------------|-----------|------------|
| | | | Single Slider Door Number ① | A | B |
| 16"(406mm) | 14"(356mm) | 24"(610mm) | UZHF-1624-QM | \$1720.90 | \$ 1736.67 |
| | | 30"(762mm) | UZHF-1630-QM | 1796.86 | 1814.58 |
| | | 36"(914mm) | UZHF-1636-QM | 1872.82 | 1892.49 |
| | | 42"(1067mm) | UZHF-1642-QM | 1948.78 | 1970.40 |
| | | 48"(1219mm) | UZHF-1648-QM | 2024.74 | 2048.31 |
| | | 54"(1372mm) | UZHF-1654-QM | 2100.70 | 2126.22 |
| | | 60"(1524mm) | UZHF-1660-QM | 2348.13 | 2375.60 |
| | | 66"(1676mm) | UZHF-1666-QM | 2875.41 | 2904.83 |
| | | 72"(1829mm) | UZHF-1672-QM | 3272.67 | 3304.04 |

Upper Storage — Adaptable

Overhead Storage Unit

| Height | Depth | Width | Wood Flipper Door Number ①② | Wood A Trim | | Wood B Trim | |
|-------------|------------|-------------|-----------------------------------|-------------------|------------|-------------------|------------|
| | | | | A | B | A | B |
| Wood | | | | | | | |
| 16"(406mm) | 14"(356mm) | 24"(610mm) | UZFS-1624-WM | \$ 1793.21 | \$ 1808.98 | \$ 1907.52 | \$ 1923.29 |
| | | 30"(762mm) | UZFS-1630-WM | 1874.96 | 1892.68 | 1989.27 | 2006.99 |
| | | 36"(914mm) | UZFS-1636-WM | 1956.71 | 1976.38 | 2071.02 | 2090.69 |
| | | 42"(1067mm) | UZFS-1642-WM | 2038.46 | 2060.08 | 2152.77 | 2174.39 |
| | | 48"(1219mm) | UZFS-1648-WM | 2120.21 | 2143.78 | 2234.52 | 2258.09 |
| | | 54"(1372mm) | UZFS-1654-WM | 2201.96 | 2227.48 | 2316.27 | 2341.79 |
| | | 60"(1524mm) | UZFS-1660-WM | 2524.15 | 2551.62 | 2638.46 | 2665.93 |
| | | 66"(1676mm) | UZFS-1666-WM | 3011.92 | 3041.34 | 3126.23 | 3155.65 |
| | | 72"(1829mm) | UZFS-1672-WM | 3539.13 | 3570.50 | 3653.44 | 3684.81 |

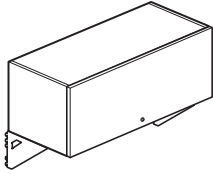
| Height | Depth | Width | Wood Cabinet Door Number ① | Wood A Trim | | Wood B Trim | |
|------------|------------|-------------|----------------------------------|-------------------|------------|-------------------|------------|
| | | | | A | B | A | B |
| 16"(406mm) | 14"(356mm) | 24"(610mm) | UZKS-1624-WM | \$ 2929.91 | \$ 2945.68 | \$ 3044.22 | \$ 3059.99 |
| | | 30"(762mm) | UZKS-1630-WM | 3023.54 | 3041.26 | 3137.85 | 3155.57 |
| | | 36"(914mm) | UZKS-1636-WM | 3117.17 | 3136.84 | 3231.48 | 3251.15 |
| | | 42"(1067mm) | UZKS-1642-WM | 3210.80 | 3232.42 | 3325.11 | 3346.73 |
| | | 48"(1219mm) | UZKS-1648-WM | 3341.64 | 3365.21 | 3455.95 | 3479.52 |
| | | 54"(1372mm) | UZKS-1654-WM | 3666.11 | 3691.63 | 3780.42 | 3805.94 |
| | | 60"(1524mm) | UZKS-1660-WM | 4011.55 | 4039.02 | 4125.86 | 4153.33 |
| | | 66"(1676mm) | UZKS-1666-WM | 4801.37 | 4830.79 | 4915.68 | 4945.10 |
| | | 72"(1829mm) | UZKS-1672-WM | 5584.90 | 5616.27 | 5699.21 | 5730.58 |

| Height | Depth | Width | Wood Single Slider Door Number ① | Wood A Trim | | Wood B Trim | |
|------------|------------|-------------|--|-------------------|------------|-------------------|------------|
| | | | | A | B | A | B |
| 16"(406mm) | 14"(356mm) | 24"(610mm) | UZHS-1624-WM | \$ 1793.21 | \$ 1808.98 | \$ 1907.52 | \$ 1923.29 |
| | | 30"(762mm) | UZHS-1630-WM | 1874.96 | 1892.68 | 1989.27 | 2006.99 |
| | | 36"(914mm) | UZHS-1636-WM | 1956.71 | 1976.38 | 2071.02 | 2090.69 |
| | | 42"(1067mm) | UZHS-1642-WM | 2038.46 | 2060.08 | 2152.77 | 2174.39 |
| | | 48"(1219mm) | UZHS-1648-WM | 2120.21 | 2143.78 | 2234.52 | 2258.09 |
| | | 54"(1372mm) | UZHS-1654-WM | 2201.96 | 2227.48 | 2316.27 | 2341.79 |
| | | 60"(1524mm) | UZHS-1660-WM | 2524.15 | 2551.62 | 2638.46 | 2665.93 |
| | | 66"(1676mm) | UZHS-1666-WM | 3011.92 | 3041.34 | 3126.23 | 3155.65 |
| | | 72"(1829mm) | UZHS-1672-WM | 3539.13 | 3570.50 | 3653.44 | 3684.81 |

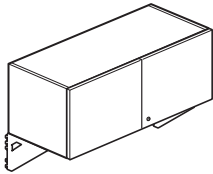
Upper Storage — Adaptable

Overhead Storage Unit

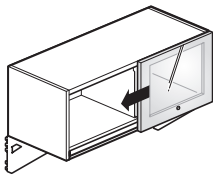
Up Mount



UZGS-PM



UZLS-PM



UZJS-PM
Class CA - Discount Group VII

Features

- Includes door front without lock, top shelf, bottom shelf with full back, end panels, mounting brackets and hardware. Optional locks available.
- Door available in painted, high-pressure laminate (HPL), translucent or wood.
- Inside dimensions:
–Height: 12.75”(324mm)
–Depth: 13.25”(337mm)
- Up-Mount brackets are color-matched to case.
- Locks are available in black or chrome.
- For lock options, refer to Lock Program section of the Accessories Price List.
- Accepts separately specified task lights.
- Safety interlock prevents dislodgement from panel component slots.
- Flipper door stores on top of unit.
- Cabinet Door - 24”(610mm)-42”(1067mm)W units have two cabinet doors with one lock if locking option is specified.
– 48”(1219mm)W units have four cabinet doors with two locks if locking option is specified.
- Single Slider Door - Door is half the width of the unit.
- Doors shipped separate - ships unassembled.

Specification Tips

- To be installed in connector slots on same size panel or on a maximum of two panel frames that equal the width of the storage unit.
- Specify separate shelf gang clip for unbalanced configurations with greater than one row of overhead storage units.
- Doors cannot be retrofitted with locks.
- Up-mount overhead storage unit cannot be retrofitted to standard mount overhead storage unit.
- Recommended for single row application.
- Recommended for use with 50”(1270mm) or 58”(1473mm)H panel configurations.
- Using up mount overheads limits allowable panel runs to 8 feet maximum and requires worksurfaces use side-mount brackets, worksurface support panels or other form of floor support. (Fully cantilevered worksurfaces are not allowed). Return panels on each end must equal height of panel run and depth of worksurface.
- Up-mount overhead storage cannot be installed above an external mount slat tile, tackboard, markerboard, glass stack or glass panel.
- Flipper doors can be field retrofitted with slow close mechanism from eParts.

To Order, Specify:

1) Product number, including:

1 Locking Option:

- N** Non-locking
- L** Locking (add **\$31.53** list)

2 Close Option: (Flipper door only)

- S** Slow close (add **\$516.39** list)
- No specification required for standard close.

2) Trim color for shelf and end panels.

3) Door surface options:

Painted:

- Trim color

Laminate:

- Laminate surface color
- Edgeband trim color

Translucent:

- Translucent color

Wood:

- Wood finish color

4) Trim color for lock housing (if applicable).

Upper Storage — Adaptable

Overhead Storage Unit

| Height | Depth | Width | Painted Flipper Door Number ①② | Trim A | | Trim B | |
|----------------|------------|-------------|--------------------------------|-----------|-----------|-----------|------------|
| | | | | Trim A | B | Trim A | B |
| Painted | | | | | | | |
| 16"(406mm) | 14"(356mm) | 24"(610mm) | UZGS-1624-PM ■■ | \$1535.02 | \$1540.94 | \$1550.79 | \$ 1556.71 |
| | | 30"(762mm) | UZGS-1630-PM ■■ | 1585.66 | 1592.58 | 1603.38 | 1610.30 |
| | | 36"(914mm) | UZGS-1636-PM ■■ | 1636.30 | 1644.22 | 1655.97 | 1663.89 |
| | | 42"(1067mm) | UZGS-1642-PM ■■ | 1686.94 | 1695.86 | 1708.56 | 1717.48 |
| | | 48"(1219mm) | UZGS-1648-PM ■■ | 1737.58 | 1747.50 | 1761.15 | 1771.07 |

| Height | Depth | Width | Painted Cabinet Door Number ① | Trim A | | Trim B | |
|------------|------------|-------------|-------------------------------|------------|-----------|-----------|------------|
| | | | | Trim A | B | Trim A | B |
| 16"(406mm) | 14"(356mm) | 24"(610mm) | UZLS-1624-PM ■ | \$ 2593.81 | \$2599.73 | \$2609.58 | \$ 2615.50 |
| | | 30"(762mm) | UZLS-1630-PM ■ | 2644.45 | 2651.37 | 2662.17 | 2669.09 |
| | | 36"(914mm) | UZLS-1636-PM ■ | 2695.09 | 2703.01 | 2714.76 | 2722.68 |
| | | 42"(1067mm) | UZLS-1642-PM ■ | 2745.73 | 2754.65 | 2767.35 | 2776.27 |
| | | 48"(1219mm) | UZLS-1648-PM ■ | 2866.73 | 2876.65 | 2890.30 | 2900.22 |

| Height | Depth | Width | Painted Single Slider Door Number ① | Trim A | | Trim B | |
|------------|------------|-------------|-------------------------------------|-----------|-----------|-----------|------------|
| | | | | Trim A | B | Trim A | B |
| 16"(406mm) | 14"(356mm) | 24"(610mm) | UZJS-1624-PM ■ | \$1535.02 | \$1540.94 | \$1550.79 | \$ 1556.71 |
| | | 30"(762mm) | UZJS-1630-PM ■ | 1585.66 | 1592.58 | 1603.38 | 1610.30 |
| | | 36"(914mm) | UZJS-1636-PM ■ | 1636.30 | 1644.22 | 1655.97 | 1663.89 |
| | | 42"(1067mm) | UZJS-1642-PM ■ | 1686.94 | 1695.86 | 1708.56 | 1717.48 |
| | | 48"(1219mm) | UZJS-1648-PM ■ | 1737.58 | 1747.50 | 1761.15 | 1771.07 |

Upper Storage — Adaptable

Overhead Storage Unit

| Height | Depth | Width | Laminate Flipper Door Number ①② | HPL | | HPL | |
|-----------------|------------|-------------|---------------------------------------|------------|------------|------------|------------|
| | | | | A Trim | B | A | B |
| Laminate | | | | | | | |
| 16"(406mm) | 14"(356mm) | 24"(610mm) | UZGS-1624-LM ■■ | \$ 2119.77 | \$ 2135.54 | \$ 2149.36 | \$ 2165.13 |
| | | 30"(762mm) | UZGS-1630-LM ■■ | 2207.67 | 2225.39 | 2237.26 | 2254.98 |
| | | 36"(914mm) | UZGS-1636-LM ■■ | 2295.57 | 2315.24 | 2325.16 | 2344.83 |
| | | 42"(1067mm) | UZGS-1642-LM ■■ | 2383.47 | 2405.09 | 2413.06 | 2434.68 |
| | | 48"(1219mm) | UZGS-1648-LM ■■ | 2471.37 | 2494.94 | 2500.96 | 2524.53 |

| Height | Depth | Width | Laminate Cabinet Door Number ① | HPL | | HPL | |
|------------|------------|-------------|--------------------------------------|-----------|------------|------------|-----------|
| | | | | A Trim | B | A | B |
| 16"(406mm) | 14"(356mm) | 24"(610mm) | UZLS-1624-LM ■ | \$3633.54 | \$ 3649.31 | \$ 3663.13 | \$3678.90 |
| | | 30"(762mm) | UZLS-1630-LM ■ | 3721.44 | 3739.16 | 3751.03 | 3768.75 |
| | | 36"(914mm) | UZLS-1636-LM ■ | 3809.34 | 3829.01 | 3838.93 | 3858.60 |
| | | 42"(1067mm) | UZLS-1642-LM ■ | 3897.24 | 3918.86 | 3926.83 | 3948.45 |
| | | 48"(1219mm) | UZLS-1648-LM ■ | 4023.07 | 4046.64 | 4052.66 | 4076.23 |

| Height | Depth | Width | Laminate Single Slider Door Number ① | HPL | | HPL | |
|------------|------------|-------------|--|------------|------------|------------|------------|
| | | | | A Trim | B | A | B |
| 16"(406mm) | 14"(356mm) | 24"(610mm) | UZJS-1624-LM ■ | \$ 2119.77 | \$ 2135.54 | \$ 2149.36 | \$ 2165.13 |
| | | 30"(762mm) | UZJS-1630-LM ■ | 2207.67 | 2225.39 | 2237.26 | 2254.98 |
| | | 36"(914mm) | UZJS-1636-LM ■ | 2295.57 | 2315.24 | 2325.16 | 2344.83 |
| | | 42"(1067mm) | UZJS-1642-LM ■ | 2383.47 | 2405.09 | 2413.06 | 2434.68 |
| | | 48"(1219mm) | UZJS-1648-LM ■ | 2471.37 | 2494.94 | 2500.96 | 2524.53 |

Upper Storage — Adaptable

Overhead Storage Unit

| Height | Depth | Width | Translucent | Trim | |
|--------------------|------------|-------------|---------------------------|------------|------------|
| | | | Flipper Door Number ①② | A | B |
| Translucent | | | | | |
| 16"(406mm) | 14"(356mm) | 24"(610mm) | UZGF-1624-QM ■■ | \$ 2407.97 | \$ 2423.74 |
| | | 30"(762mm) | UZGF-1630-QM ■■ | 2483.93 | 2501.65 |
| | | 36"(914mm) | UZGF-1636-QM ■■ | 2559.89 | 2579.56 |
| | | 42"(1067mm) | UZGF-1642-QM ■■ | 2635.85 | 2657.47 |
| | | 48"(1219mm) | UZGF-1648-QM ■■ | 2711.81 | 2735.38 |

| Height | Depth | Width | Translucent | Trim | |
|------------|------------|-------------|--------------------------|-----------|-----------|
| | | | Cabinet Door Number ① | A | B |
| 16"(406mm) | 14"(356mm) | 24"(610mm) | UZLF-1624-QM ■ | \$3948.65 | \$3964.42 |
| | | 30"(762mm) | UZLF-1630-QM ■ | 4054.10 | 4071.82 |
| | | 36"(914mm) | UZLF-1636-QM ■ | 4159.55 | 4179.22 |
| | | 42"(1067mm) | UZLF-1642-QM ■ | 4265.00 | 4286.62 |
| | | 48"(1219mm) | UZLF-1648-QM ■ | 4405.61 | 4429.18 |

| Height | Depth | Width | Translucent | Trim | |
|------------|------------|-------------|--------------------------------|------------|------------|
| | | | Single Slider Door Number ① | A | B |
| 16"(406mm) | 14"(356mm) | 24"(610mm) | UZJF-1624-QM ■ | \$ 2407.97 | \$ 2423.74 |
| | | 30"(762mm) | UZJF-1630-QM ■ | 2483.93 | 2501.65 |
| | | 36"(914mm) | UZJF-1636-QM ■ | 2559.89 | 2579.56 |
| | | 42"(1067mm) | UZJF-1642-QM ■ | 2635.85 | 2657.47 |
| | | 48"(1219mm) | UZJF-1648-QM ■ | 2711.81 | 2735.38 |

Upper Storage — Adaptable

Overhead Storage Unit

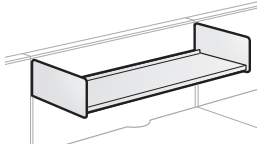
| Height | Depth | Width | Wood Flipper Door Number ①② | Wood A Trim | | Wood B Trim | |
|-------------|------------|-------------|-----------------------------------|-------------------|-----------|-------------------|-----------|
| | | | | A | B | A | B |
| Wood | | | | | | | |
| 16"(406mm) | 14"(356mm) | 24"(610mm) | UZGS-1624-WM ■■ | \$2449.26 | \$2465.03 | \$2563.57 | \$2579.34 |
| | | 30"(762mm) | UZGS-1630-WM ■■ | 2531.01 | 2548.73 | 2645.32 | 2663.04 |
| | | 36"(914mm) | UZGS-1636-WM ■■ | 2612.76 | 2632.43 | 2727.07 | 2746.74 |
| | | 42"(1067mm) | UZGS-1642-WM ■■ | 2694.51 | 2716.13 | 2808.82 | 2830.44 |
| | | 48"(1219mm) | UZGS-1648-WM ■■ | 2776.26 | 2799.83 | 2890.57 | 2914.14 |

| Height | Depth | Width | Wood Cabinet Door Number ① | Wood A Trim | | Wood B Trim | |
|------------|------------|-------------|----------------------------------|-------------------|------------|-------------------|-----------|
| | | | | A | B | A | B |
| 16"(406mm) | 14"(356mm) | 24"(610mm) | UZLS-1624-WM ■ | \$ 4175.74 | \$ 4191.51 | \$4290.05 | \$4305.82 |
| | | 30"(762mm) | UZLS-1630-WM ■ | 4269.37 | 4287.09 | 4383.68 | 4401.40 |
| | | 36"(914mm) | UZLS-1636-WM ■ | 4363.00 | 4382.67 | 4477.31 | 4496.98 |
| | | 42"(1067mm) | UZLS-1642-WM ■ | 4456.63 | 4478.25 | 4570.94 | 4592.56 |
| | | 48"(1219mm) | UZLS-1648-WM ■ | 4587.47 | 4611.04 | 4701.78 | 4725.35 |

| Height | Depth | Width | Wood Single Slider Door Number ① | Wood A Trim | | Wood B Trim | |
|------------|------------|-------------|--|-------------------|-----------|-------------------|-----------|
| | | | | A | B | A | B |
| 16"(406mm) | 14"(356mm) | 24"(610mm) | UZJS-1624-WM ■ | \$2449.26 | \$2465.03 | \$2563.57 | \$2579.34 |
| | | 30"(762mm) | UZJS-1630-WM ■ | 2531.01 | 2548.73 | 2645.32 | 2663.04 |
| | | 36"(914mm) | UZJS-1636-WM ■ | 2612.76 | 2632.43 | 2727.07 | 2746.74 |
| | | 42"(1067mm) | UZJS-1642-WM ■ | 2694.51 | 2716.13 | 2808.82 | 2830.44 |
| | | 48"(1219mm) | UZJS-1648-WM ■ | 2776.26 | 2799.83 | 2890.57 | 2914.14 |

Upper Storage — Adaptable

Open Shelf Standard Mount



UZSN
Class CA – Discount Group VII

Features

- Includes shelf with back stop, end panels and hardware.
- Accepts separately specified task lights.
- Safety interlock prevents dislodgment from panel connector slots.
- Shelf thickness is 2"(51mm).
- Shipped unassembled.

Specification Tips

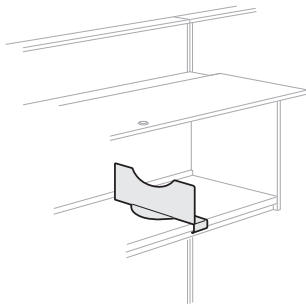
- Specify separate shelf gang clip for unbalanced configurations with greater than one row of shelves.
- To be installed in component mounting rails on same size panel or on a maximum of two panel frames that equals the shelf width.

To Order, Specify:

- 1) Product number.
- 2) Trim color.

| Height | Depth | Width | Number | Trim | |
|-----------|------------|-------------|--------------|----------|-----------|
| | | | | A | B |
| 8"(203mm) | 14"(356mm) | 24"(610mm) | UZSN-0824-PM | \$372.87 | \$ 391.56 |
| | | 30"(762mm) | UZSN-0830-PM | 386.19 | 409.53 |
| | | 36"(914mm) | UZSN-0836-PM | 399.51 | 427.50 |
| | | 42"(1067mm) | UZSN-0842-PM | 412.83 | 445.47 |
| | | 48"(1219mm) | UZSN-0848-PM | 426.15 | 463.44 |
| | | 54"(1372mm) | UZSN-0854-PM | 439.47 | 481.41 |
| | | 60"(1524mm) | UZSN-0860-PM | 452.79 | 499.38 |
| | | 66"(1676mm) | UZSN-0866-PM | 466.11 | 517.35 |
| | | 72"(1829mm) | UZSN-0872-PM | 479.43 | 535.32 |

Shelf Divider



NADR-8
Class CA – Discount Group VII

Features

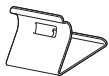
- To be used to divide space laterally on overhead storage units and open shelves.
- Includes box of eight shelf dividers.
- May be used on all Compose shelves or standard mount or up-mount overhead storage units.

To Order, Specify:

- 1) Product number.
- 2) Trim color.

| Height | Depth | Width | Number | Trim | |
|-----------|---------------|-------------|--------|----------|----------|
| | | | | A | B |
| 4"(102mm) | 13.25"(337mm) | 1.75"(44mm) | NADR-8 | \$345.87 | \$369.99 |

Overhead Storage Unit / Shelf Gang Clip



NUB-1
Class CA – Discount Group VII

Features

- Includes one ganging clip.
- Provides additional stability in unbalanced panel configurations with adjacent shelves and overheads.
- Required for all adjacent shelves and unbalanced panel configurations.
- Standard in black finish.

To Order, Specify:

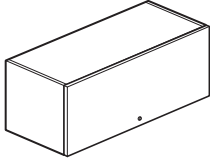
- 1) Product number.
(No finish specification required.)

| Number | Price |
|--------|---------|
| NUB-1 | \$76.43 |

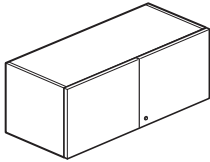
Wall Mount Components

Overhead Storage Unit

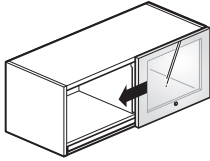
Wall Mount



UUFS-PW



UUKS-PW



UUHF-QW

Class CA – Discount Group VIII

Features

- Includes door front with lock option, top shelf, bottom shelf with back stop, end panels, mounting bar and hardware. Optional locks and non-structural back are available.
- Door available in painted, high-pressure laminate (HPL), translucent or wood.
- Inside dimensions:
–Height: 12.75”(324mm)
–Depth: 13.25”(337mm)
- Locks are available in black or chrome.
- For lock options, refer to Lock Program section of the Accessories Price List.
- Accepts separately specified task lights.
- Safety interlock prevents dislodgement from wall.
- Flipper Door - 66”(1676mm) and 72”(1829mm)W units have two doors, one lock per door if locking option is specified.
- Flipper door stores on top of unit.
- Cabinet Door - 24”(610mm)-42”(1067mm)W units have two cabinet doors with one lock if locking option is specified.
– 48”(1219mm)-72”(1829mm)W units have four cabinet doors with two locks if locking option is specified.
- Single Slider Door - Door is half the width of the unit.
- Shipped unassembled.

Specification Tips

- Doors cannot be retrofitted with locks.
- Must be properly anchored to a structural wall.
- Anchors are not provided, must be field supplied.
- Flipper doors can be field retrofitted with slow close mechanism from eParts.

To Order, Specify:

1) Product number, including:

1 Locking Option:

- N** Non-locking
- L** Locking (add **\$31.53** list)

2 Close Option: (Flipper door only)

- S** Slow close 24”(610mm)-60”(1524mm)W units (add **\$516.39** list)
66”(1676mm) and 72”(1829mm)W units (add **\$1032.78** list)

□ No specification required for standard close.

2) Trim color for shelf and end panels.

3) Door surface options:

Painted:

–Trim color

Laminate:

–Laminate surface color
–Edgeband trim color

Translucent:

–Translucent color

Wood:

–Wood finish color

4) Trim color for lock housing (if applicable).

Wall Mount Components

Overhead Storage Unit

| Height | Depth | Width | Painted Flipper Door Number ①② | Trim A | | Trim B | |
|----------------|------------|-------------|--------------------------------|------------|------------|------------|-----------|
| | | | | Trim A | B | Trim A | B |
| Painted | | | | | | | |
| 16"(406mm) | 14"(356mm) | 24"(610mm) | UUFS-1624-PW | \$ 1183.15 | \$ 1189.07 | \$ 1198.92 | \$1204.84 |
| | | 30"(762mm) | UUFS-1630-PW | 1233.79 | 1240.71 | 1251.51 | 1258.43 |
| | | 36"(914mm) | UUFS-1636-PW | 1284.43 | 1292.35 | 1304.10 | 1312.02 |
| | | 42"(1067mm) | UUFS-1642-PW | 1335.07 | 1343.99 | 1356.69 | 1365.61 |
| | | 48"(1219mm) | UUFS-1648-PW | 1385.71 | 1395.63 | 1409.28 | 1419.20 |
| | | 54"(1372mm) | UUFS-1654-PW | 1436.35 | 1447.27 | 1461.87 | 1472.79 |
| | | 60"(1524mm) | UUFS-1660-PW | 1603.26 | 1615.18 | 1630.73 | 1642.65 |
| | | 66"(1676mm) | UUFS-1666-PW | 1912.09 | 1925.01 | 1941.51 | 1954.43 |
| | | 72"(1829mm) | UUFS-1672-PW | 2238.68 | 2252.60 | 2270.05 | 2283.97 |

| Height | Depth | Width | Painted Cabinet Door Number ① | Trim A | | Trim B | |
|------------|------------|-------------|-------------------------------|------------|------------|------------|------------|
| | | | | Trim A | B | Trim A | B |
| 16"(406mm) | 14"(356mm) | 24"(610mm) | UUKS-1624-PW | \$ 1914.96 | \$ 1920.88 | \$ 1930.73 | \$ 1936.65 |
| | | 30"(762mm) | UUKS-1630-PW | 1965.60 | 1972.52 | 1983.32 | 1990.24 |
| | | 36"(914mm) | UUKS-1636-PW | 2016.24 | 2024.16 | 2035.91 | 2043.83 |
| | | 42"(1067mm) | UUKS-1642-PW | 2066.88 | 2075.80 | 2088.50 | 2097.42 |
| | | 48"(1219mm) | UUKS-1648-PW | 2187.88 | 2197.80 | 2211.45 | 2221.37 |
| | | 54"(1372mm) | UUKS-1654-PW | 2371.17 | 2382.09 | 2396.69 | 2407.61 |
| | | 60"(1524mm) | UUKS-1660-PW | 2583.38 | 2595.30 | 2610.85 | 2622.77 |
| | | 66"(1676mm) | UUKS-1666-PW | 3099.19 | 3112.11 | 3128.61 | 3141.53 |
| | | 72"(1829mm) | UUKS-1672-PW | 3563.77 | 3577.69 | 3595.14 | 3609.06 |

| Height | Depth | Width | Painted Single Slider Door Number ① | Trim A | | Trim B | |
|------------|------------|-------------|-------------------------------------|------------|------------|------------|-----------|
| | | | | Trim A | B | Trim A | B |
| 16"(406mm) | 14"(356mm) | 24"(610mm) | UUHS-1624-PW | \$ 1183.15 | \$ 1189.07 | \$ 1198.92 | \$1204.84 |
| | | 30"(762mm) | UUHS-1630-PW | 1233.79 | 1240.71 | 1251.51 | 1258.43 |
| | | 36"(914mm) | UUHS-1636-PW | 1284.43 | 1292.35 | 1304.10 | 1312.02 |
| | | 42"(1067mm) | UUHS-1642-PW | 1335.07 | 1343.99 | 1356.69 | 1365.61 |
| | | 48"(1219mm) | UUHS-1648-PW | 1385.71 | 1395.63 | 1409.28 | 1419.20 |
| | | 54"(1372mm) | UUHS-1654-PW | 1436.35 | 1447.27 | 1461.87 | 1472.79 |
| | | 60"(1524mm) | UUHS-1660-PW | 1603.26 | 1615.18 | 1630.73 | 1642.65 |
| | | 66"(1676mm) | UUHS-1666-PW | 1912.09 | 1925.01 | 1941.51 | 1954.43 |
| | | 72"(1829mm) | UUHS-1672-PW | 2238.68 | 2252.60 | 2270.05 | 2283.97 |

Wall Mount Components

Overhead Storage Unit

| Height | Depth | Width | Laminate Flipper Door Number ①② | HPL A Trim | | HPL B Trim | |
|-----------------|------------|-------------|---------------------------------------|------------------|------------|------------------|------------|
| | | | | A | B | A | B |
| Laminate | | | | | | | |
| 16"(406mm) | 14"(356mm) | 24"(610mm) | UUFS-1624-LW | \$ 1772.10 | \$ 1787.87 | \$ 1801.69 | \$ 1817.46 |
| | | 30"(762mm) | UUFS-1630-LW | 1860.00 | 1877.72 | 1889.59 | 1907.31 |
| | | 36"(914mm) | UUFS-1636-LW | 1947.90 | 1967.57 | 1977.49 | 1997.16 |
| | | 42"(1067mm) | UUFS-1642-LW | 2035.80 | 2057.42 | 2065.39 | 2087.01 |
| | | 48"(1219mm) | UUFS-1648-LW | 2123.70 | 2147.27 | 2153.29 | 2176.86 |
| | | 54"(1372mm) | UUFS-1654-LW | 2211.60 | 2237.12 | 2241.19 | 2266.71 |
| | | 60"(1524mm) | UUFS-1660-LW | 2419.75 | 2447.22 | 2449.34 | 2476.81 |
| | | 66"(1676mm) | UUFS-1666-LW | 2874.19 | 2903.61 | 2903.78 | 2933.20 |
| | | 72"(1829mm) | UUFS-1672-LW | 3330.68 | 3362.05 | 3360.27 | 3391.64 |

| Height | Depth | Width | Laminate Cabinet Door Number ① | HPL A Trim | | HPL B Trim | |
|------------|------------|-------------|--------------------------------------|------------------|------------|------------------|------------|
| | | | | A | B | A | B |
| 16"(406mm) | 14"(356mm) | 24"(610mm) | UUKS-1624-LW | \$ 2820.23 | \$ 2836.00 | \$ 2849.82 | \$ 2865.59 |
| | | 30"(762mm) | UUKS-1630-LW | 2908.13 | 2925.85 | 2937.72 | 2955.44 |
| | | 36"(914mm) | UUKS-1636-LW | 2996.03 | 3015.70 | 3025.62 | 3045.29 |
| | | 42"(1067mm) | UUKS-1642-LW | 3083.93 | 3105.55 | 3113.52 | 3135.14 |
| | | 48"(1219mm) | UUKS-1648-LW | 3209.76 | 3233.33 | 3239.35 | 3262.92 |
| | | 54"(1372mm) | UUKS-1654-LW | 3494.27 | 3519.79 | 3523.86 | 3549.38 |
| | | 60"(1524mm) | UUKS-1660-LW | 3798.98 | 3826.45 | 3828.57 | 3856.04 |
| | | 66"(1676mm) | UUKS-1666-LW | 4489.96 | 4519.38 | 4519.55 | 4548.97 |
| | | 72"(1829mm) | UUKS-1672-LW | 5177.07 | 5208.44 | 5206.66 | 5238.03 |

| Height | Depth | Width | Laminate Single Slider Door Number ① | HPL A Trim | | HPL B Trim | |
|------------|------------|-------------|--|------------------|------------|------------------|------------|
| | | | | A | B | A | B |
| 16"(406mm) | 14"(356mm) | 24"(610mm) | UUHS-1624-LW | \$ 1772.10 | \$ 1787.87 | \$ 1801.69 | \$ 1817.46 |
| | | 30"(762mm) | UUHS-1630-LW | 1860.00 | 1877.72 | 1889.59 | 1907.31 |
| | | 36"(914mm) | UUHS-1636-LW | 1947.90 | 1967.57 | 1977.49 | 1997.16 |
| | | 42"(1067mm) | UUHS-1642-LW | 2035.80 | 2057.42 | 2065.39 | 2087.01 |
| | | 48"(1219mm) | UUHS-1648-LW | 2123.70 | 2147.27 | 2153.29 | 2176.86 |
| | | 54"(1372mm) | UUHS-1654-LW | 2211.60 | 2237.12 | 2241.19 | 2266.71 |
| | | 60"(1524mm) | UUHS-1660-LW | 2419.75 | 2447.22 | 2449.34 | 2476.81 |
| | | 66"(1676mm) | UUHS-1666-LW | 2874.19 | 2903.61 | 2903.78 | 2933.20 |
| | | 72"(1829mm) | UUHS-1672-LW | 3330.68 | 3362.05 | 3360.27 | 3391.64 |

Wall Mount Components

Overhead Storage Unit

| Height | Depth | Width | Translucent | Trim | |
|------------|------------|-------------|---------------------------|------------|------------|
| | | | Flipper Door Number ①② | A | B |
| 16"(406mm) | 14"(356mm) | 24"(610mm) | UUFF-1624-QW | \$ 2091.43 | \$ 2107.20 |
| | | 30"(762mm) | UUFF-1630-QW | 2167.39 | 2185.11 |
| | | 36"(914mm) | UUFF-1636-QW | 2243.35 | 2263.02 |
| | | 42"(1067mm) | UUFF-1642-QW | 2319.31 | 2340.93 |
| | | 48"(1219mm) | UUFF-1648-QW | 2395.27 | 2418.84 |
| | | 54"(1372mm) | UUFF-1654-QW | 2471.23 | 2496.75 |
| | | 60"(1524mm) | UUFF-1660-QW | 2718.66 | 2746.13 |
| | | 66"(1676mm) | UUFF-1666-QW | 3245.94 | 3275.36 |
| | | 72"(1829mm) | UUFF-1672-QW | 3643.20 | 3674.57 |

| Height | Depth | Width | Translucent | Trim | |
|------------|------------|-------------|--------------------------|------------|------------|
| | | | Cabinet Door Number ① | A | B |
| 16"(406mm) | 14"(356mm) | 24"(610mm) | UUKF-1624-QW | \$ 3139.56 | \$ 3155.33 |
| | | 30"(762mm) | UUKF-1630-QW | 3245.01 | 3262.73 |
| | | 36"(914mm) | UUKF-1636-QW | 3350.46 | 3370.13 |
| | | 42"(1067mm) | UUKF-1642-QW | 3455.91 | 3477.53 |
| | | 48"(1219mm) | UUKF-1648-QW | 3596.52 | 3620.09 |
| | | 54"(1372mm) | UUKF-1654-QW | 3893.49 | 3919.01 |
| | | 60"(1524mm) | UUKF-1660-QW | 4208.62 | 4236.09 |
| | | 66"(1676mm) | UUKF-1666-QW | 4982.66 | 5012.08 |
| | | 72"(1829mm) | UUKF-1672-QW | 5693.98 | 5725.35 |

| Height | Depth | Width | Translucent | Trim | |
|------------|------------|-------------|--------------------------------|------------|------------|
| | | | Single Slider Door Number ① | A | B |
| 16"(406mm) | 14"(356mm) | 24"(610mm) | UUHF-1624-QW | \$ 2091.43 | \$ 2107.20 |
| | | 30"(762mm) | UUHF-1630-QW | 2167.39 | 2185.11 |
| | | 36"(914mm) | UUHF-1636-QW | 2243.35 | 2263.02 |
| | | 42"(1067mm) | UUHF-1642-QW | 2319.31 | 2340.93 |
| | | 48"(1219mm) | UUHF-1648-QW | 2395.27 | 2418.84 |
| | | 54"(1372mm) | UUHF-1654-QW | 2471.23 | 2496.75 |
| | | 60"(1524mm) | UUHF-1660-QW | 2718.66 | 2746.13 |
| | | 66"(1676mm) | UUHF-1666-QW | 3245.94 | 3275.36 |
| | | 72"(1829mm) | UUHF-1672-QW | 3643.20 | 3674.57 |

Wall Mount Components

Overhead Storage Unit

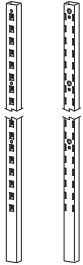
| Height | Depth | Width | Wood Flipper Door Number ①② | Wood A Trim | | Wood B Trim | |
|-------------|------------|-------------|-----------------------------------|-------------------|------------|-------------------|------------|
| | | | | A | B | A | B |
| Wood | | | | | | | |
| 16"(406mm) | 14"(356mm) | 24"(610mm) | UUFS-1624-WW ■ ■ | \$2049.42 | \$ 2065.19 | \$ 2163.73 | \$ 2179.50 |
| | | 30"(762mm) | UUFS-1630-WW ■ ■ | 2131.17 | 2148.89 | 2245.48 | 2263.20 |
| | | 36"(914mm) | UUFS-1636-WW ■ ■ | 2212.92 | 2232.59 | 2327.23 | 2346.90 |
| | | 42"(1067mm) | UUFS-1642-WW ■ ■ | 2294.67 | 2316.29 | 2408.98 | 2430.60 |
| | | 48"(1219mm) | UUFS-1648-WW ■ ■ | 2376.42 | 2399.99 | 2490.73 | 2514.30 |
| | | 54"(1372mm) | UUFS-1654-WW ■ ■ | 2458.17 | 2483.69 | 2572.48 | 2598.00 |
| | | 60"(1524mm) | UUFS-1660-WW ■ ■ | 2780.36 | 2807.83 | 2894.67 | 2922.14 |
| | | 66"(1676mm) | UUFS-1666-WW ■ ■ | 3268.13 | 3297.55 | 3382.44 | 3411.86 |
| | | 72"(1829mm) | UUFS-1672-WW ■ ■ | 3795.34 | 3826.71 | 3909.65 | 3941.02 |

| Height | Depth | Width | Wood Cabinet Door Number ① | Wood A Trim | | Wood B Trim | |
|------------|------------|-------------|----------------------------------|-------------------|------------|-------------------|------------|
| | | | | A | B | A | B |
| 16"(406mm) | 14"(356mm) | 24"(610mm) | UUKS-1624-WW ■ | \$ 3379.30 | \$ 3395.07 | \$ 3493.61 | \$ 3509.38 |
| | | 30"(762mm) | UUKS-1630-WW ■ | 3472.93 | 3490.65 | 3587.24 | 3604.96 |
| | | 36"(914mm) | UUKS-1636-WW ■ | 3566.56 | 3586.23 | 3680.87 | 3700.54 |
| | | 42"(1067mm) | UUKS-1642-WW ■ | 3660.19 | 3681.81 | 3774.50 | 3796.12 |
| | | 48"(1219mm) | UUKS-1648-WW ■ | 3791.03 | 3814.60 | 3905.34 | 3928.91 |
| | | 54"(1372mm) | UUKS-1654-WW ■ | 4115.50 | 4141.02 | 4229.81 | 4255.33 |
| | | 60"(1524mm) | UUKS-1660-WW ■ | 4460.94 | 4488.41 | 4575.25 | 4602.72 |
| | | 66"(1676mm) | UUKS-1666-WW ■ | 5250.76 | 5280.18 | 5365.07 | 5394.49 |
| | | 72"(1829mm) | UUKS-1672-WW ■ | 6034.29 | 6065.66 | 6148.60 | 6179.97 |

| Height | Depth | Width | Wood Single Slider Door Number ① | Wood A Trim | | Wood B Trim | |
|------------|------------|-------------|--|-------------------|------------|-------------------|------------|
| | | | | A | B | A | B |
| 16"(406mm) | 14"(356mm) | 24"(610mm) | UUHS-1624-WW ■ | \$2049.42 | \$ 2065.19 | \$ 2163.73 | \$ 2179.50 |
| | | 30"(762mm) | UUHS-1630-WW ■ | 2131.17 | 2148.89 | 2245.48 | 2263.20 |
| | | 36"(914mm) | UUHS-1636-WW ■ | 2212.92 | 2232.59 | 2327.23 | 2346.90 |
| | | 42"(1067mm) | UUHS-1642-WW ■ | 2294.67 | 2316.29 | 2408.98 | 2430.60 |
| | | 48"(1219mm) | UUHS-1648-WW ■ | 2376.42 | 2399.99 | 2490.73 | 2514.30 |
| | | 54"(1372mm) | UUHS-1654-WW ■ | 2458.17 | 2483.69 | 2572.48 | 2598.00 |
| | | 60"(1524mm) | UUHS-1660-WW ■ | 2780.36 | 2807.83 | 2894.67 | 2922.14 |
| | | 66"(1676mm) | UUHS-1666-WW ■ | 3268.13 | 3297.55 | 3382.44 | 3411.86 |
| | | 72"(1829mm) | UUHS-1672-WW ■ | 3795.34 | 3826.71 | 3909.65 | 3941.02 |

Wall Mount Components

Wall Track



VZAT
Class CA - Discount Group I

Features

- Includes one two-sided wall track and screws.
- One wall track will mount two adjacent components.
 - Side one will accommodate mounting of two components in a side-by-side shared condition.
 - Side two will accommodate mounting of one component.
- For attachment of the following components to structural walls:
 - panel-hung storage
 - tack strips, tackboards, markerboards
 - worksurface and supports

Specification Tips

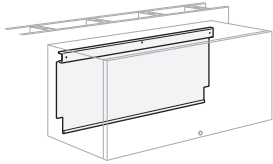
- Mounting holes begin 0.5"(13mm) from the top and continue every 6"(152mm) on center. Wall track is designed to be field-cut from the bottom of the track. See installation instructions for detail.
- A wall-mounted Compose panel may require a field-installed shim when used with wall track to support a corner or transitional worksurface. Refer to Specification Guide.
- In a component end mount condition, wall track will not add additional width.

To Order, Specify:

- 1) Product number.
- 2) Trim color.

| Height | Width | Depth | Locations | Wall Attachment | Number | Trim | |
|-------------|----------|-------------|-----------|-----------------|-----------|----------|----------|
| | | | | | | A | B |
| 30"(762mm) | 1"(25mm) | 0.75"(19mm) | | 4 holes | VZAT-3000 | \$102.55 | \$127.95 |
| 66"(1676mm) | | | | 10 holes | VZAT-6600 | 158.03 | 183.43 |
| 74"(1880mm) | | | | 11 holes | VZAT-7400 | 170.33 | 195.73 |

Back for Wall Mounted Overhead Storage Unit



UUFB-P
Class CA - Discount Group I

Features

- Includes one painted back and mounting hardware.
- Used to cover wall mount attachment brackets.

Specification Tips

- For use on Wall Mount Overhead Storage Units only.
- Back must match width of Wall Mounted Overhead Storage Units.

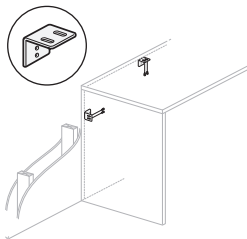
To Order, Specify:

- 1) Product number.
- 2) Trim color.

Outside

| Height | Width | Number | Trim | |
|------------|-------------|-------------|-----------|----------|
| | | | A | B |
| 16"(406mm) | 24"(610mm) | UUFB-0024-P | \$ 416.97 | \$459.42 |
| | 30"(762mm) | UUFB-0030-P | 426.70 | 469.15 |
| | 36"(914mm) | UUFB-0036-P | 436.43 | 478.88 |
| | 42"(1067mm) | UUFB-0042-P | 446.16 | 488.61 |
| | 48"(1219mm) | UUFB-0048-P | 455.89 | 498.34 |
| | 54"(1372mm) | UUFB-0054-P | 465.62 | 508.07 |
| | 60"(1524mm) | UUFB-0060-P | 475.35 | 517.80 |
| | 66"(1676mm) | UUFB-0066-P | 485.08 | 527.53 |
| | 72"(1829mm) | UUFB-0072-P | 494.81 | 537.26 |

Worksurface and Gallery Panel Wall Mount Bracket



ZUBW
Class CA - Discount Group I

Feature

- Includes one steel non-handed bracket and hardware.

Specification Tips

- **Screws/anchors for attachment to wall are field supplied.**
- **Must be properly anchored to a structural wall.**
- May be used to mount:
 - Gallery Panel to wall
 - Two brackets required
 - Worksurface to wall
 - 24"(610mm)-42"(1067mm)W requires two brackets
 - 48"(1219mm)-78"(1981mm)W requires three brackets
 - 84"(2134mm)-120"(3048mm)W requires four brackets
 - Worksurface Support Panel to wall
 - One bracket required
- Worksurface front corner support requirements:
 - One corner must be floor supported.
 - Second corner must be floor supported or attached to an adjacent worksurface with flush mount kit.
 - Distance between floor supports may not exceed 10 feet.

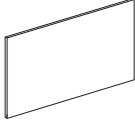
To Order, Specify:

- 1) Product number.
- 2) Trim color (if applicable).

| Description | Depth | Width | Number | Price | Trim | |
|--|----------|----------|--------------|---------|---------|---------|
| | | | | | A | B |
| Attachment Bracket (Black) | 2"(51mm) | 2"(51mm) | ZUBW-0000-PN | \$38.18 | N/A | N/A |
| Attachment Bracket (trim color required) | 2"(51mm) | 2"(51mm) | ZUBW-0000-CN | N/A | \$44.27 | \$52.00 |

Wall Mount Components

Tackboard, Wall Mount



KUAF
Class CA – Discount Group I

Feature

- Includes one tackboard and attachment hardware for structural wall.

Specification Tips

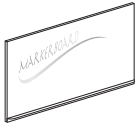
- Designed to be used under wall mounted overhead storage units.
- **Not for use with wall track.**

To Order, Specify:

- 1) Product number.
- 2) Fabric surface and color.

| Nominal Height | Width | Number | Fabric | | | | | |
|----------------|--------------|-----------|----------|-----------|----------|----------|----------|----------|
| | | | A | B | C | E | F | G |
| 16" (406mm) | 24" (610mm) | KUAF-1624 | \$343.85 | \$ 361.22 | \$363.80 | \$388.60 | \$469.62 | \$498.94 |
| | 30" (762mm) | KUAF-1630 | 361.22 | 381.48 | 387.35 | 419.11 | 504.98 | 537.18 |
| | 36" (914mm) | KUAF-1636 | 378.59 | 401.74 | 410.90 | 449.62 | 540.34 | 575.42 |
| | 42" (1067mm) | KUAF-1642 | 395.96 | 422.00 | 434.45 | 480.13 | 575.70 | 613.66 |
| | 48" (1219mm) | KUAF-1648 | 413.33 | 442.26 | 458.00 | 510.64 | 611.06 | 651.90 |
| | 54" (1372mm) | KUAF-1654 | 430.70 | 462.52 | 481.55 | 541.15 | 646.42 | 690.14 |
| | 60" (1524mm) | KUAF-1660 | 448.07 | 482.78 | 505.10 | 571.66 | 681.78 | 728.38 |

Markerboard, Wall Mount



KUAM
Class CA – Discount Group I

Features

- Includes non-magnetic white laminate erasable writing surface with tray and attachment hardware for structural wall.
- Tray available in charcoal only.
- Markers and erasers not included.

Specification Tips

- Designed to be used under wall mounted overhead storage units.
- Does not allow task light cord to pass behind.

• Not for use with wall track.

• The following products are recommended to maintain the markerboard appearance:

- Dry erase marker kit (includes holder, six markers and eraser), order part# 7062-8001.
- Markerboard cleaner and conditioner, order part# 7031-7001.
- Markerboard spray cleaner, order part# 7031-7002.

To Order, Specify:

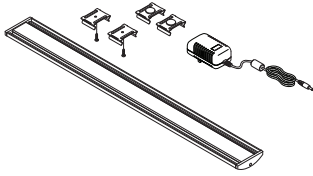
- 1) Product number.
(No finish specification required.)

| Nominal Height | Width | Number | Price |
|----------------|--------------|-----------|-----------|
| 16" (406mm) | 24" (610mm) | KUAM-1624 | \$ 470.36 |
| | 30" (762mm) | KUAM-1630 | 496.94 |
| | 36" (914mm) | KUAM-1636 | 523.52 |
| | 42" (1067mm) | KUAM-1642 | 550.10 |
| | 48" (1219mm) | KUAM-1648 | 576.68 |
| | 54" (1372mm) | KUAM-1654 | 603.26 |
| | 60" (1524mm) | KUAM-1660 | 629.84 |
| 24" (610mm) | 24" (610mm) | KUAM-2424 | \$ 619.37 |
| | 30" (762mm) | KUAM-2430 | 645.95 |
| | 36" (914mm) | KUAM-2436 | 672.53 |
| | 42" (1067mm) | KUAM-2442 | 699.11 |
| | 48" (1219mm) | KUAM-2448 | 725.69 |
| | 54" (1372mm) | KUAM-2454 | 752.27 |
| | 60" (1524mm) | KUAM-2460 | 778.85 |
| 32" (813mm) | 24" (610mm) | KUAM-3224 | \$ 837.80 |
| | 30" (762mm) | KUAM-3230 | 864.38 |
| | 36" (914mm) | KUAM-3236 | 890.96 |
| | 42" (1067mm) | KUAM-3242 | 917.54 |
| | 48" (1219mm) | KUAM-3248 | 944.12 |
| | 54" (1372mm) | KUAM-3254 | 970.70 |
| | 60" (1524mm) | KUAM-3260 | 997.28 |

Lighting

Task

Reed Premiere™ Stand-Alone LED Task Light



LUTS-0017-19ULD5
Class YA – Discount Group XIII



Features

- Includes 17”(432mm) LED fixture, 15 watt power supply with nine foot removable power cord.
- Standard in anodized (silver) color with white end caps.
- Height: 0.5”(13mm); Width: 2.0”(51mm); Length: 16.4”(417mm).

Specification Tips

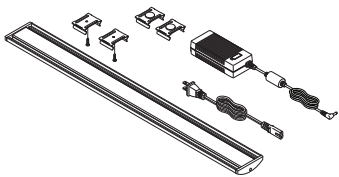
- For use with 120 volt, 60 hertz electrical system.
- Color Temp: 3500K.
- Color Rendition Index: 84 CRI.
- Rated Lifespan: 50,000 hour.
- Not intended for daisy chaining.
- Single touch on/off with continuous dimming from 15-100%.
- Automatic shutoff after 10 hours.
- Includes screw and magnetic attachment hardware for steel, laminate and wood.
- Intended for use in horizontal applications.

To Order, Specify:

- 1) Product number.
(No finish specification required.)

| Fixture Length | Watts | Number | Price |
|----------------|-------|------------------|----------|
| 16.4”(417mm) | 7.8 | LUTS-0017-19ULD5 | \$366.83 |

Reed Premier™ Starter LED Task Light



LUTS-0017-12ULD6
Class YA – Discount Group XIII



Features

- Includes LED fixture, 60 watt power supply with twelve foot removable power cord.
- Standard in anodized (silver) color with white end caps.
- Height: 0.5”(13mm); Width: 2.0”(51mm); Lengths: 16.4”(417mm), 30.1”(765mm), 43.7”(1110mm) or 57.4”(1458mm).

Specification Tips

- For use with 120 volt, 60 hertz electrical system.
- Color Temp: 3500K.
- Color Rendition Index: 84 CRI.
- Rated Lifespan: 50,000 hour.
- Refer to the Specification Guide for a chart showing the total number of light fixtures that can be daisy chained together.
- Single touch on/off with continuous dimming from 15-100%.
- Automatic shutoff after 10 hours.
- Includes screw and magnetic attachment hardware for steel, laminate and wood.
- Intended for use in horizontal applications.

To Order, Specify:

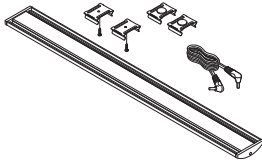
- 1) Product number.
(No finish specification required.)

| Fixture Length | Watts | Number | Price |
|----------------|-------|------------------|----------|
| 16.4”(417mm) | 7.8 | LUTS-0017-12ULD6 | \$504.40 |
| 30.1”(765mm) | 17.6 | LUTS-0031-12ULD6 | 734.00 |
| 43.7”(1110mm) | 25.9 | LUTS-0044-12ULD6 | 947.20 |
| 57.4”(1458mm) | 33.6 | LUTS-0058-12ULD6 | 1176.80 |

Lighting

Task

Reed Premiere™ Add-On LED Task Light — For Use with Reed Premier Starter LED Task Lights



LUTD-0017-1NULDN
Class YA – Discount Group XIII



Features

- Includes LED fixture, 8”(203mm) and 30”(762mm) daisy chain cord.
- Standard in anodized (silver) color with white end caps.
- Height: 0.5”(13mm); Width: 2.0”(51mm); Lengths: 16.4”(417mm), 30.1”(765mm), 43.7”(1110mm) or 57.4”(1458mm).

Specification Tips

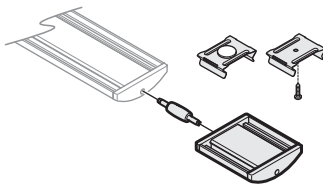
- For use with 120 volt, 60 hertz electrical system.
- Color Temp: 3500K.
- Color Rendition Index: 84 CRI.
- Rated Lifespan: 50,000 hour.
- Refer to the Specification Guide for a chart showing the total number of light fixtures that can be daisy chained together.
- Single touch on/off with continuous dimming from 15-100%.
- Automatic shutoff after 10 hours.
- Includes screw and magnetic attachment hardware for steel, laminate and wood.
- Intended for use in horizontal applications.

To Order, Specify:

- 1) Product number.
(No finish specification required.)

| Fixture Length | Watts | Number | Price |
|----------------|-------|------------------|-----------|
| 16.4”(417mm) | 7.8 | LUTD-0017-1NULDN | \$ 366.83 |
| 30.1”(765mm) | 17.6 | LUTD-0031-1NULDN | 596.43 |
| 43.7”(1110mm) | 25.9 | LUTD-0044-1NULDN | 809.63 |
| 57.4”(1458mm) | 33.6 | LUTD-0058-1NULDN | 1039.23 |

Reed Premier™ Add-On Occupancy Sensor



LUTS-0000
Class YA – Discount Group XIII



Features

- Includes occupancy sensor and attachment connector.
- Standard in anodized (silver) color with white end caps.
- Height: 0.7”(18mm); Width: 2.0”(51mm); Length: 2.3”(58mm).

Specification Tips

- For use with 120 volt, 60 hertz electrical system.
- Includes screw and magnetic attachment hardware for steel, laminate and wood.
- Intended for use in horizontal applications.

To Order, Specify:

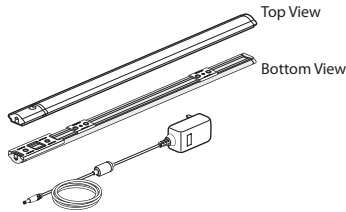
- 1) Product number.
(No finish specification required.)

| Number | Price |
|-----------|-----------|
| LUTS-0000 | \$ 412.73 |

Lighting

Task

Adaptable LED Task Light – Stand Alone



LUTN
Class YA – GSA Open Market



Features

- Includes 17"(432mm), 31"(787mm) or 44"(1118mm) LED fixture, one on/off/dimmer pack, 18 watt power supply with black nine foot power cord, two adhesive cord managers and screw/magnetic attachment hardware.
- Standard in anodized (silver) color with black caps.
- Height: 0.5"(13mm); Width: 1.18"(30mm).
- Automatic turn off after 12 hours (+/- 15 mins).

Specification Tips

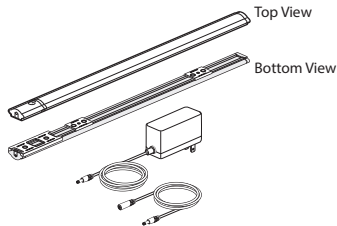
- For use with 120 volt, 60 hertz electrical system.
- Color Temp: 3500K.
- Color Rendition Index: 85 CRI.
- Rated Lifespan: 52,000 hour.
- **Not intended for daisy chaining.**
- Single touch on/off with continuous dimming from 15-100% with last state memory.
- Intended for use under shelf or cabinet.

To Order, Specify:

- 1) Product number.
(No finish specification required.)

| Fixture Length | Total Length with Switch | Watts | Number | Price |
|----------------|--------------------------|-------|------------------|----------|
| 17"(432mm) | 18.6"(472mm) | 5.6 | LUTN-0017-19ULDN | \$244.53 |
| 31"(787mm) | 32.6"(828mm) | 10.3 | LUTN-0031-19ULDN | 277.57 |
| 44"(1118mm) | 45.6"(1158mm) | 14.3 | LUTN-0044-19ULDN | 308.25 |

Adaptable LED Task Light – Starter Kit



LUTT
Class YA – GSA Open Market



Features

- Includes LED fixture, one on/off/dimmer pack, 65 watt power supply with eleven foot power cord, two adhesive cord managers, and screw/magnetic attachment hardware.
- Standard in anodized (silver) color with black caps.
- Height: 0.5"(13mm); Width: 1.18"(30mm).
- Automatic turn off after 12 hours (+/- 15 mins).

Specification Tips

- For use with 120 volt, 60 hertz electrical system.
- Color Temp: 3500K.
- Color Rendition Index: 85 CRI.
- Rated Lifespan: 52,000 hour.
- Refer to the Specification Guide or under the Adaptable LED Task Light - Add-On Kit for a chart showing the total number of light fixtures that can be daisy chained together.
- Single touch on/off with continuous dimming from 15-100% with last state memory.
- The on/off dimmer switch on the Starter Kit fixture will control all connected Add-On lights.
- Intended for use under shelf or cabinet.

To Order, Specify:

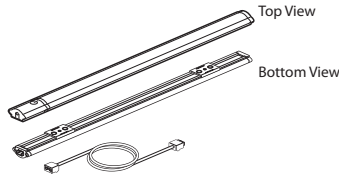
- 1) Product number.
(No finish specification required.)

| Fixture Length | Total Length with Switch | Watts | Number | Price |
|----------------|--------------------------|-------|------------------|-----------|
| 17"(432mm) | 18.6"(472mm) | 5.6 | LUTT-0017-11ULDN | \$ 277.41 |
| 31"(787mm) | 32.6"(828mm) | 10.3 | LUTT-0031-11ULDN | 310.45 |
| 44"(1118mm) | 45.6"(1158mm) | 14.3 | LUTT-0044-11ULDN | 341.13 |

Lighting

Task

Adaptable LED Task Light – Add-On Kit



LUTA
Class YA – GSA Open Market



Features

- Includes LED fixture, 18”(457mm) daisy chain cord, two adhesive cord managers, and screw/magnetic attachment hardware.
- Standard in anodized (silver) color with black caps.
- Height: 0.5”(13mm); Width: 1.18”(30mm).

Specification Tips

- For use with 120 volt, 60 hertz electrical system.
- Color Temp: 3500K.
- Color Rendition Index: 85 CRI.
- Rated Lifespan: 52,000 hour.
- Refer to the chart at right for the total number of light fixtures that can be daisy chained together.
- The on/off dimmer switch on the Starter Kit fixture will control all connected Add-On lights.
- Intended for use under shelf or cabinet.

To Order, Specify:

- 1) Product number.
(No finish specification required.)

Acceptable Daisy Chain Light Combinations

| Daisy Chain Combinations | # of 17” Lights | # of 31” Lights | # of 44” Lights |
|--------------------------|-----------------|-----------------|-----------------|
| Combination 1 | 1 | 1 | 1 |
| Combination 2 | 1 | 1 | 0 |
| Combination 3 | 1 | 2 | 0 |
| Combination 4 | 1 | 0 | 1 |
| Combination 5 | 1 | 0 | 0 |
| Combination 6 | 2 | 1 | 0 |
| Combination 7 | 2 | 0 | 1 |
| Combination 8 | 2 | 0 | 0 |
| Combination 9 | 3 | 1 | 0 |
| Combination 10 | 3 | 0 | 0 |
| Combination 11 | 4 | 0 | 0 |
| Combination 12 | 0 | 1 | 1 |
| Combination 14 | 0 | 2 | 0 |
| Combination 15 | 0 | 3 | 0 |
| Combination 17 | 0 | 0 | 2 |

| Fixture Length | Watts | Number | Price |
|----------------|-------|------------------|----------|
| 17”(432mm) | 5.6 | LUTA-0017-1NULDN | \$205.92 |
| 31”(787mm) | 10.3 | LUTA-0031-1NULDN | 238.96 |
| 44”(1118mm) | 14.3 | LUTA-0044-1NULDN | 269.64 |

HAWORTH

Compose Resources

Surfaces Materials

Index

Warranty/Terms of Sale

Surface Materials

Finish Color Legend

Wood

Grade A

Double Cut

| | |
|-------|--------------|
| 2P-RL | Applegate |
| WE-RD | Dune |
| WJ-RE | Ebony |
| 2N-RL | Echo |
| W3-HR | Harbor |
| WE-RT | Melba |
| W4-PB | Pebble |
| CQ-WG | Walnut Grove |

Grade B

Cherry

| | |
|--------|----------|
| VC-CA1 | Amber |
| VC-W23 | American |
| VC-W33 | Caramel |
| VC-W30 | Heritage |
| VC-W32 | Pacific |

Maple

| | |
|-------|---------|
| VP-LM | Light |
| VP-N | Natural |

Maple Quarter Cut

| | |
|------|---------|
| NM-N | Natural |
|------|---------|

Rift Cut White Oak

| | |
|--------|----------|
| NR-W15 | Espresso |
| NR-W40 | Mocha |

Walnut

| | |
|--------|----------|
| VR-W15 | Espresso |
| VR-W31 | Retro |

Walnut Quarter Cut

| | |
|--------|----------|
| NW-W35 | Clear |
| NW-W15 | Espresso |
| NW-W31 | Retro |

HPL

Grade A

Solid Color

| | |
|------|-----------|
| H-34 | Beige |
| H-AK | Chalk |
| H-8J | Charcoal |
| H-3J | Graphite |
| H-62 | Gray Tone |
| H-WL | Linen |
| H-3P | Platinum |
| H-AA | Putty |
| H-3E | Smoke |

Patterned

| | |
|------|---------------|
| H-P1 | Linen Casual |
| H-P2 | Linen Classic |
| H-P3 | Linen Crisp |
| H-P4 | Linen Flax |

Wood

| | |
|------|-------|
| H-AE | Maple |
|------|-------|

Grade B

Premium Wood Grain

| | |
|------|---------------------|
| H-KA | Brazilwood |
| H-KG | Columbian Walnut |
| H-KP | Field Elm |
| H-KN | Grey Elm |
| H-KM | Landmark Wood |
| H-KL | Neo Walnut |
| H-KC | New Age Oak |
| H-KR | Phantom Eoru |
| H-KS | Phantom Pearl |
| H-KD | River Cherry |
| H-KE | Sanara |
| H-KF | Williamsburg Cherry |

Grade E

Premium

| | |
|------|----------|
| H-C2 | Drift |
| H-C6 | Hatch |
| H-C1 | Hay |
| H-C5 | Mineral |
| H-C4 | Molasses |
| H-C3 | Pecan |
| H-C7 | Tanned |

Edgeband

Solid Color

| | |
|-------|-----------|
| HP-34 | Beige |
| HP-AK | Chalk |
| HP-8J | Charcoal |
| HP-3J | Graphite |
| HP-62 | Gray Tone |
| HP-WL | Linen |
| HP-3P | Platinum |
| HP-AA | Putty |
| HP-3E | Smoke |

Patterned Edgeband

| | |
|-------|---------------|
| HP-P1 | Linen Casual |
| HP-P2 | Linen Classic |
| HP-P3 | Linen Crisp |
| HP-P4 | Linen Flax |

Wood Grain

| | |
|-------|---------------------|
| HP-KA | Brazilwood |
| HP-KG | Columbian Walnut |
| HP-KP | Field Elm |
| HP-KN | Grey Elm |
| HP-KM | Landmark Wood |
| HP-AE | Maple |
| HP-KL | Neo Walnut |
| HP-KC | New Age Oak |
| HP-KR | Phantom Eoru |
| HP-KS | Phantom Pearl |
| HP-KD | River Cherry |
| H-KE | Sanara |
| HP-KF | Williamsburg Cherry |

Ply-Edge

| | |
|-------|----------|
| HP-PW | Ply-Edge |
|-------|----------|

Premium

| | |
|-------|----------|
| HP-C2 | Drift |
| HP-C6 | Hatch |
| HP-C1 | Hay |
| HP-C5 | Mineral |
| HP-C4 | Molasses |
| HP-C3 | Pecan |
| HP-C7 | Tanned |

Trim

Grade A

Smooth

| | |
|--------|----------------|
| TR-R | Beige |
| TR-AK | Chalk |
| TR-K | Charcoal |
| TR-C1 | Cocoa |
| TR-J | Graphite |
| TR-G | Gray Tone |
| TR-AA | Putty |
| TR-E | Smoke |
| TR-PLS | Smooth Plaster |
| TR-FM | Snow |

Textured

| | |
|-------|---------|
| TR-TG | Grout |
| TR-TF | Pitch |
| TR-TW | Plaster |

Grade B

Smooth

| | |
|-------|-------------|
| TR-IC | Accent Blue |
| TR-IG | Blue Jay |
| TR-1R | Brownstone |
| TR-1N | Night |
| TR-1Q | Park |
| TR-RR | Rusty Red |
| TR-1M | Sable |
| TR-1J | Sky Blue |

Smooth Metallic

| | |
|-------|--------------------|
| TR-MC | Metallic Champagne |
| TR-MG | Metallic Gunmetal |
| TR-LE | Metallic Silver |

Textured Metallic

| | |
|-------|----------|
| TR-HE | Hellenic |
|-------|----------|

Glass

Grade A

| | |
|-------|-------|
| SK-1C | Clear |
|-------|-------|

Grade C

| | |
|-------|----------------|
| SQ-ER | English Reeded |
|-------|----------------|

Grade D

| | |
|-------|----------------|
| SQ-CM | Checks Mix |
| SQ-VM | Vertical Moire |

Tempered Glass

Grade A

| | |
|-------|-------------|
| 2G-1C | Clear, Std. |
|-------|-------------|

Grade C

| | |
|--------|--------------------|
| SK-E21 | Satin Etched, Std. |
|--------|--------------------|

Translucent

Grade D

| | |
|-------|---------|
| SK-1E | Frosted |
|-------|---------|

Acrylic

Grade C

| | |
|-------|---------|
| SS-WT | Acrylic |
|-------|---------|

Lock Plugs

| | |
|-------|--------|
| LR-BL | Black |
| LR-BP | Chrome |

ALERT: These materials are current, however they are being considered for future obsolescence due to low volume.

| Wood | |
|--------|------------------|
| VJ-W42 | Brindle |
| 2R-RL | Butternut |
| NP-W08 | Golden |
| NP-W07 | Light |
| NX-U | Medium |
| VR-W12 | Naturally Walnut |
| VP-AD | Sand |
| WC-RW | Wenge |

| HPL | |
|------|---------------|
| H-AM | Amber Cherry |
| H-AD | Medium Cherry |

| Edgeband | |
|----------|---------------|
| HP-AM | Cherry |
| HP-AD | Medium Cherry |

| Trims | |
|--------|---------------|
| TR-1E | Accent Orange |
| TR-1F | Accent Red |
| TR-AR | Argent |
| TR-CTS | Chartreuse |
| TR-DM | Dark Bronze |
| | Metallic |
| TR-1H | Terra |
| TR-1K | Wren |

Surface Materials

Fabrics/Color Legend

Vertical Fabrics

Grade A

| | |
|------|-----------|
| (36) | Aerial |
| (6X) | Chevron |
| (35) | Etch |
| (L6) | Highlands |
| (C1) | Striae |
| (PY) | Tailored |
| (3A) | Tellure |

Grade B

| | |
|------|---------|
| (33) | Camp |
| (L5) | Classic |
| (34) | Fields |
| (6) | Hue |
| (32) | Peca |
| (PV) | Ritz |
| (WS) | Shimmer |

Grade C

| | |
|------|---------|
| (SW) | Sisal |
| (4S) | Thorman |

* For most current finish and fabric availability please reference surfaces.haworth.com.

ALERT: These materials are current, however they are being considered for future obsolescence due to low volume.

Vertical Fabrics

Grade D

| | |
|------|---------|
| (LV) | Tangram |
|------|---------|

Haworth+

For information on the Haworth+ alliance program, including images and product availability, please refer to: Haworth.com > Surface Collection > Haworth+ Library

Customer's Own Material (COM)

For general Customer's Own Material (COM) information including processes and forms, please refer to: Haworth.com > Surface Collection > Resources > COM

For information on approved COM's, please refer to: Haworth.com > Surface Collection > COM Library

COM Yardage Requirements

Compose Tile Fabric Usage

| Nominal (Inches) | | 66"(1676mm) Roll (Linear Yards) | | | 54"(1372mm) Roll (Linear Yards) | | |
|------------------|-------------|---------------------------------|----------|-----------------|---------------------------------|----------|-----------------|
| Height | Width | Directional | Railroad | Non-directional | Directional | Railroad | Non-directional |
| 8"(203mm) | 18"(457mm) | 0.111 | 0.122 | 0.111 | 0.167 | 0.153 | 0.153 |
| | 24"(610mm) | 0.167 | 0.156 | 0.156 | 0.167 | 0.195 | 0.167 |
| | 30"(762mm) | 0.167 | 0.189 | 0.167 | 0.334 | 0.236 | 0.236 |
| | 36"(914mm) | 0.334 | 0.222 | 0.222 | 0.334 | 0.278 | 0.278 |
| | 42"(1067mm) | 0.334 | 0.256 | 0.256 | 0.334 | 0.320 | 0.320 |
| | 48"(1219mm) | 0.334 | 0.289 | 0.289 | 0.334 | 0.361 | 0.334 |
| | 60"(1524mm) | 0.334 | 0.356 | 0.334 | N/A | 0.445 | 0.445 |
| 16"(406mm) | 72"(1829mm) | N/A | 0.422 | 0.422 | N/A | 0.528 | 0.528 |
| | 18"(457mm) | 0.185 | 0.204 | 0.185 | 0.278 | 0.306 | 0.278 |
| | 24"(610mm) | 0.278 | 0.259 | 0.259 | 0.278 | 0.389 | 0.278 |
| | 30"(762mm) | 0.278 | 0.315 | 0.278 | 0.556 | 0.473 | 0.473 |
| | 36"(914mm) | 0.556 | 0.371 | 0.371 | 0.556 | 0.556 | 0.556 |
| | 42"(1067mm) | 0.556 | 0.426 | 0.426 | 0.556 | 0.639 | 0.556 |
| | 48"(1219mm) | 0.556 | 0.482 | 0.482 | 0.556 | 0.723 | 0.556 |
| 24"(610mm) | 60"(1524mm) | 0.556 | 0.593 | 0.556 | N/A | 0.889 | 0.889 |
| | 72"(1829mm) | N/A | 0.704 | 0.704 | N/A | 1.056 | 1.056 |
| | 18"(457mm) | 0.259 | 0.306 | 0.259 | 0.389 | 0.306 | 0.306 |
| | 24"(610mm) | 0.389 | 0.389 | 0.389 | 0.389 | 0.389 | 0.389 |
| | 30"(762mm) | 0.389 | 0.473 | 0.389 | 0.778 | 0.473 | 0.473 |
| | 36"(914mm) | 0.778 | 0.556 | 0.556 | 0.778 | 0.556 | 0.556 |
| | 42"(1067mm) | 0.778 | 0.639 | 0.639 | 0.778 | 0.639 | 0.639 |
| 32"(813mm) | 48"(1219mm) | 0.778 | 0.723 | 0.723 | 0.778 | 0.723 | 0.723 |
| | 60"(1524mm) | 0.778 | 0.889 | 0.778 | N/A | 0.889 | 0.889 |
| | 72"(1829mm) | N/A | 1.056 | 1.056 | N/A | 1.056 | 1.056 |
| | 18"(457mm) | 0.333 | 0.612 | 0.333 | 0.500 | 0.612 | 0.500 |
| | 24"(610mm) | 0.500 | 0.778 | 0.500 | 0.500 | 0.778 | 0.500 |
| | 30"(762mm) | 0.500 | 0.945 | 0.500 | 1.000 | 0.945 | 0.945 |
| | 36"(914mm) | 1.000 | 1.112 | 1.000 | 1.000 | 1.112 | 1.000 |
| 40"(1016mm) | 42"(1067mm) | 1.000 | 1.278 | 1.000 | 1.000 | 1.278 | 1.000 |
| | 48"(1219mm) | 1.000 | 1.445 | 1.000 | 1.000 | 1.445 | 1.000 |
| | 60"(1524mm) | 1.000 | 1.778 | 1.000 | N/A | 1.778 | 1.778 |
| | 72"(1829mm) | N/A | 2.112 | 2.112 | N/A | 2.112 | 2.112 |
| | 18"(457mm) | 0.408 | 0.612 | 0.408 | 0.612 | 0.612 | 0.612 |
| | 24"(610mm) | 0.612 | 0.778 | 0.612 | 0.612 | 0.778 | 0.612 |
| | 30"(762mm) | 0.612 | 0.945 | 0.612 | 1.223 | 0.945 | 0.945 |
| 48"(1219mm) | 36"(914mm) | 1.223 | 1.112 | 1.112 | 1.223 | 1.112 | 1.112 |
| | 42"(1067mm) | 1.223 | 1.278 | 1.223 | 1.223 | 1.278 | 1.223 |
| | 48"(1219mm) | 1.223 | 1.445 | 1.223 | 1.223 | 1.445 | 1.223 |
| | 60"(1524mm) | 1.223 | 1.778 | 1.223 | N/A | 1.778 | 1.778 |
| | 72"(1829mm) | N/A | 2.112 | 2.112 | N/A | 2.112 | 2.112 |
| | 18"(457mm) | 0.482 | 0.612 | 0.482 | 0.723 | 0.612 | 0.612 |
| | 24"(610mm) | 0.723 | 0.778 | 0.723 | 0.723 | 0.778 | 0.723 |
| 54"(1372mm) | 30"(762mm) | 0.723 | 0.945 | 0.723 | 1.445 | 0.945 | 0.945 |
| | 36"(914mm) | 1.445 | 1.112 | 1.112 | 1.445 | 1.112 | 1.112 |
| | 42"(1067mm) | 1.445 | 1.278 | 1.278 | 1.445 | 1.278 | 1.278 |
| | 48"(1219mm) | 1.445 | 1.445 | 1.445 | 1.445 | 1.445 | 1.445 |
| | 60"(1524mm) | 1.445 | 1.778 | 1.445 | N/A | 1.778 | 1.778 |
| | 72"(1829mm) | N/A | 2.112 | 2.112 | N/A | 2.112 | 2.112 |
| | 18"(457mm) | 0.556 | 0.612 | 0.556 | 0.834 | N/A | 0.834 |
| 54"(1372mm) | 24"(610mm) | 0.834 | 0.778 | 0.778 | 0.834 | N/A | 0.834 |
| | 30"(762mm) | 0.834 | 0.945 | 0.834 | 1.667 | N/A | 1.667 |
| | 36"(914mm) | 1.667 | 1.112 | 1.112 | 1.667 | N/A | 1.667 |
| | 42"(1067mm) | 1.667 | 1.278 | 1.278 | 1.667 | N/A | 1.667 |
| | 48"(1219mm) | 1.667 | 1.445 | 1.445 | 1.667 | N/A | 1.667 |
| | 60"(1524mm) | 1.667 | 1.778 | 1.667 | N/A | N/A | N/A |
| | 72"(1829mm) | N/A | 2.112 | 2.112 | N/A | N/A | N/A |

COM Yardage Requirements

Compose Tile Fabric Usage

| Nominal (Inches) | | 66"(1676mm) Roll (Linear Yards) | | | 54"(1372mm) Roll (Linear Yards) | | |
|------------------|-------------|---------------------------------|----------|-----------------|---------------------------------|----------|-----------------|
| Height | Width | Directional | Railroad | Non-directional | Directional | Railroad | Non-directional |
| 64"(1626mm) | 18"(457mm) | 0.630 | 0.612 | 0.612 | 0.945 | N/A | 0.945 |
| | 24"(610mm) | 0.945 | 0.778 | 0.778 | 0.945 | N/A | 0.945 |
| | 30"(762mm) | 0.945 | 0.945 | 0.945 | 1.889 | N/A | 1.889 |
| | 36"(914mm) | 1.889 | 1.112 | 1.112 | 1.889 | N/A | 1.889 |
| | 42"(1067mm) | 1.889 | 1.278 | 1.278 | 1.889 | N/A | 1.889 |
| | 48"(1219mm) | 1.889 | 1.445 | 1.445 | 1.889 | N/A | 1.889 |
| | 60"(1524mm) | 1.889 | 1.778 | 1.778 | N/A | N/A | N/A |
| 72"(1829mm) | 72"(1829mm) | N/A | 2.112 | 2.112 | N/A | N/A | N/A |
| | 18"(457mm) | 0.704 | N/A | 0.704 | 1.056 | N/A | 1.056 |
| | 24"(610mm) | 1.056 | N/A | 1.056 | 1.056 | N/A | 1.056 |
| | 30"(762mm) | 1.056 | N/A | 1.056 | 2.112 | N/A | 2.112 |
| | 36"(914mm) | 2.112 | N/A | 2.112 | 2.112 | N/A | 2.112 |
| | 42"(1067mm) | 2.112 | N/A | 2.112 | 2.112 | N/A | 2.112 |
| | 48"(1219mm) | 2.112 | N/A | 2.112 | 2.112 | N/A | 2.112 |
| | 60"(1524mm) | 2.112 | N/A | 2.112 | N/A | N/A | N/A |
| 72"(1829mm) | N/A | N/A | N/A | N/A | N/A | N/A | |

Index

Products are listed alphabetically in this index by alpha-numeric prefix/suffix codes.

| Product Code | Product Description | |
|---------------------|--|------|
| 7031-0501 | Panel Accessories – Friction Pad | .104 |
| AUC1 | Worksurface Support – Column Leg | .255 |
| EUEB-0000-2HY | Electrical Components – Base Feed Module — Hardwire Connection — Connections and Beam | .110 |
| EUEB-0000-3HY | Electrical Components – Base Feed Module — Hardwire Connection — Connections and Beam | .110 |
| EUEB-0000-4HY | Electrical Components – Base Feed Module — Hardwire Connection — Connections and Beam | .110 |
| EUEH-0087 | Electrical Components – Infeed Harness | .117 |
| EUEH-00FO | Electrical Components – Infeed Harness | .117 |
| EUEH-00WO | Electrical Components – Infeed Harness | .117 |
| EUEJ-0064-2WF | Electrical Components – Internal Power Base AI Base Feed | .111 |
| EUEJ-0064-3WF | Electrical Components – Internal Power Base AI Base Feed | .111 |
| EUEJ-0064-4WF | Electrical Components – Internal Power Base AI Base Feed | .111 |
| EUER-15 | Electrical Components – Triplex Receptacle — 15 Amp | .127 |
| EUER-20 | Electrical Components – Triplex Receptacle — 20 Amp | .128 |
| EZEJ-0048-2WF | Electrical Components – Raised Floor Infeed Base Feed Module | .112 |
| EZEJ-0048-3WF | Electrical Components – Raised Floor Infeed Base Feed Module | .112 |
| EZEJ-0048-4WF | Electrical Components – Raised Floor Infeed Base Feed Module | .112 |
| FBEW-0004-31 | Electrical Components – Wall Feed Field Wired 1 Port | .112 |
| FBEW-0004-41 | Electrical Components – Wall Feed Field Wired 1 Port | .112 |
| HAB | Panel Accessories – Anchoring Bracket | .104 |
| KUAF | Wall Mount Components – Tackboard, Wall Mount | .288 |
| KUAM | Wall Mount Components – Markerboard, Wall Mount | .288 |
| KZAF | External Mount Tiles — Full Panel and Connections – Tackboard, External Mount | .65 |
| KZAM | External Mount Tiles — Full Panel and Connections – Markerboard, External Mount | .66 |
| KZPY-16 | External Mount Tiles — Full Panel and Connections – Slat, 16" External Mount | .65 |
| LUTA | Lighting – Task — Adaptable LED Task Light – Add-On Kit | .292 |
| LUTD-0017-1NULDN | Lighting – Task — Reed Premiere™ Add-On LED Task Light — For Use with Reed Premier Starter LED Task Lights | .290 |
| LUTN | Lighting – Task — Adjustable LED Task Light – Stand-Alone | .291 |
| LUTS-0000 | Lighting – Task — Reed Premier™ Add-On Occupancy Sensor | .290 |
| LUTS-0017-12ULD6 | Lighting – Task — Reed Premier™ Starter LED Task Light | .289 |
| LUTS-0017-19ULD5 | Lighting – Task — Reed Premiere™ Stand-Alone LED Task Light | .289 |
| NADR-8 | Upper Storage — Adaptable – Shelf Divider | .281 |
| NECK-1 | Electrical Components – Information Plate Communication Port Kits | .129 |
| NECK-2 | Electrical Components – Information Plate Communication Port Kits | .129 |
| NEP-1 | Electrical Components – Power Break Marker | .133 |
| NUB-1 | Upper Storage — Adaptable – Overhead Storage Unit / Shelf Gang Clip | .281 |
| SYOD | Gallery Panel to Gallery Panel Face Attachment – C (Center Mount) | .189 |
| SYOJ | Gallery Panel to Compose Beam End-of-Run – C (Center Mount) | .174 |
| SYCW | Gallery Panel to Compose Panel End-of-Run – C (Center Mount) | .154 |
| SYCZ | Gallery Panel to Compose Panel End-of-Run – C (Center Mount) | .154 |
| SYEJ (Right Face) | Gallery Panel to Compose Beam End-of-Run – W/E (Half Left or Half Right Mount) | .169 |
| SYEW (Right Face) | Gallery Panel to Compose Panel End-of-Run – W/E (Half Left or Half Right Mount) | .149 |
| SYEZ | Gallery Panel to Compose Panel End-of-Run – W/E (Half Left or Half Right Mount) | .149 |
| SYGG | Gallery Panel Accessories – Insert Glass — Gallery Panel Glass Ready Option | .202 |
| SYHJ | Gallery Panel to Compose Beam Intermediate – H (Two Sided Half Left/Right) | .180 |
| SYHW | Gallery Panel to Compose Panel Intermediate – H (Two-Sided Half Left/Right) | .160 |
| SYHZ | Gallery Panel to Compose Panel Intermediate – H (Two-Sided Half Left/Right) | .160 |
| SYLD (Left Face) | Gallery Panel to Gallery Panel Face Attachment – L/R (Left or Right Mount) | .186 |
| SYLJ (Left Face) | Gallery Panel to Compose Beam End-of-Run – L/R (Left or Right Mount) | .166 |
| SYLW (Left Face) | Gallery Panel to Compose Panel End-of-Run – L/R (Left or Right Mount) | .146 |
| SYLZ | Gallery Panel to Compose Panel End-of-Run – L/R (Left or Right Mount) | .146 |
| SYPT | Gallery Panel Accessories – Trim Post — 3-Way or 4-Way — Intermediate Full Height | .205 |

Index

| Product Code | Product Description | |
|---------------------|---|------|
| SYPX | Gallery Panel Accessories – Trim Post — Variable Height — Intermediate Intersection | .204 |
| SYRD (Right Face) | Gallery Panel to Gallery Panel Face Attachment – L/R (Left or Right Mount) | .186 |
| SYRJ (Right Face) | Gallery Panel to Compose Beam End-of-Run – L/R (Left or Right Mount) | .166 |
| SYRW (Right Face) | Gallery Panel to Compose Panel End-of-Run – L/R (Left or Right Mount) | .146 |
| SYRZ | Gallery Panel to Compose Panel End-of-Run – L/R (Left or Right Mount) | .146 |
| SYSN | Gallery Panel to Gallery Panel End Attachment – I (90° Face or Post Connection) | .192 |
| SYSN | Gallery Panel to Gallery Panel End Attachment – S (Straight In-Line Add-On) | .195 |
| SYTJ | Gallery Panel to Compose Beam Intermediate – T (Two Sided Left/Right) | .177 |
| SYTW | Gallery Panel to Compose Panel Intermediate – T (Two-Sided Left/Right) | .157 |
| SYTZ | Gallery Panel to Compose Panel Intermediate – T (Two-Sided Left/Right) | .157 |
| SYWJ (Left Face) | Gallery Panel to Compose Beam End-of-Run – W/E (Half Left or Half Right Mount) | .169 |
| SYWW (Left Face) | Gallery Panel to Compose Panel End-of-Run – W/E (Half Left or Half Right Mount) | .149 |
| SYWZ | Gallery Panel to Compose Panel End-of-Run – W/E (Half Left or Half Right Mount) | .149 |
| SYXJ | Gallery Panel to Compose Beam Intermediate – X (Center - Two-Sided Mount) | .183 |
| SYXW | Gallery Panel to Compose Panel Intermediate – X (Center - Two Sided Mount) | .163 |
| SYXZ | Gallery Panel to Compose Panel Intermediate – X (Center - Two Sided Mount) | .163 |
| UQFS-LG | Upper Storage – Storage Box | .263 |
| UQFS-LL | Upper Storage – Storage Box | .263 |
| UQFS-LN | Upper Storage – Storage Box | .263 |
| UQFS-LW | Upper Storage – Storage Box | .263 |
| UUFb-P | Wall Mount Componentse – Back for Wall Mounted Overhead Storage Unit | .287 |
| UUFs-PW | Wall Mount Components – Overhead Storage Unit — Wall Mount | .282 |
| UUHF-QW | Wall Mount Components – Overhead Storage Unit — Wall Mount | .282 |
| UUKS-PW | Wall Mount Components – Overhead Storage Unit — Wall Mount | .282 |
| UZCC | Panel Accessories – Top Trim — Off Modular Top Trim | .87 |
| UZFS-PM | Upper Storage — Adaptable – Overhead Storage Unit — Standard Mount | .271 |
| UZGS-PM | Upper Storage — Adaptable – Overhead Storage Unit — Up Mount | .276 |
| UZHF-QM | Upper Storage — Adaptable – Overhead Storage Unit — Standard Mount | .271 |
| UZJS-PM | Upper Storage — Adaptable – Overhead Storage Unit — Up Mount | .276 |
| UZKS-PM | Upper Storage — Adaptable – Overhead Storage Unit — Standard Mount | .271 |
| UZLS-PM | Upper Storage — Adaptable – Overhead Storage Unit — Up Mount | .276 |
| UZSN | Upper Storage — Adaptable – Open Shelf Standard Mount | .281 |
| UUFZ | Panel Accessories – Sliding Door | .84 |
| VZAB | Electrical Components – Frame Mounted Power Tap Bracket — Concealed | .132 |
| VZAB-0204 | Electrical Components – Frame Mounted Data Plate Bracket — Concealed | .132 |
| VZAD-0000-B | Electrical Components – Data Blank Cover — Beam | .131 |
| VZAD-0000-R | Electrical Components – Data Blank Cover — Full Panel and Connections | .130 |
| VZAG | Electrical Components – Tile Grommet Kit | .131 |
| VZAJ-0000 | Electrical Components – Communication Data Bracket — Beam | .130 |
| VZAL | Panel Accessories – Aligner/Light Block | .102 |
| VZAL | Panel Accessories – Half Aligner/Light Block | .102 |
| VZAL-1600 | Panel Accessories – Vertical Light Block (Between Panel) | .103 |
| VZAP-0000-C | Electrical Components – Hardwire — Receptacle Plate, Hardwired | .142 |
| VZAP-0000-G | Electrical Components – Adaptor Plate, Single Gang | .132 |
| VZAP-0000-J | Electrical Components – Power and Communication Bezel — Beam | .130 |
| VZAP-0000-R | Electrical Components – Hardwire — Receptacle Plate, Hardwired | .142 |
| VZAP-0000-T | Electrical Components – Power and Communication Bezel — Full Panel and Connections | .129 |
| VZAR-0000 | Electrical Components – Receptacle Blank Cover | .129 |
| VZAT | Wall Mount Componentse – Wall Track | .287 |
| VZBC-0000 | Electrical Components – Cable Management Bracket | .133 |
| VZCC | Panel Accessories – Top Trim — Steel, Aluminum, Wood | .85 |
| VZCC | Panel Accessories – Top Trim — Work Rail | .86 |

Index

| Product Code | Product Description | |
|---------------------|---|------|
| VZCC-0000-H | Panel Accessories – Beam — Steel Trim Top Cap Aligner Clip | .98 |
| VZCE | Panel Accessories – Beam — End-of-Run Trim | .96 |
| VZCE | Panel Accessories – Connections — End-of-Run Trim | .94 |
| VZCE-0000-H | Panel Accessories – Full Panel — End-of-Run Steel Trim Bottom Bracket Clip | .89 |
| VZCE-3400-H | Panel Accessories – Full Panel — End-of-Run Trim — Steel/Aluminum/Wood | .89 |
| VZCE-A | Panel Accessories – Connections — Raceway End-of-Run Cover | .94 |
| VZCE-AAANG | Panel Accessories – Full Panel — End-of-Run Trim — Work Rail | .89 |
| VZCG-0000 | Panel Accessories – Glass Top Trim Clip Kit | .81 |
| VZCL | Panel Accessories – Beam — Trim and Corner Connectors | .97 |
| VZCL | Panel Accessories – Connections — Trim and Corner Connectors | .95 |
| VZCL | Panel Accessories – Full Panel — Trim and Corner Connectors — Steel, Aluminum, Wood | .90 |
| VZCL-AAANG | Panel Accessories – Full Panel — Trim and Corner Connectors — Work Rail | .92 |
| VZCM-G | Panel Accessories – T-Mount | .105 |
| VZCM-P | Panel Accessories – T-Mount | .105 |
| VZCQ-0000 | Panel Accessories – Tie Bracket Kit – Glass Stack | .106 |
| VZCR | Panel Accessories – Top Trim — Work Rail Top Trim Cover | .88 |
| VZCS-0000 | Panel Accessories – Corner Block Assembly — 90° | .101 |
| VZCT | Panel Accessories – 3-Way Intersection — Spanning Tile Corner Blocks | .101 |
| VZCT | Panel Accessories – Beam — Trim and Corner Connectors — No Top Cap | .98 |
| VZCT | Panel Accessories – Beam — Trim and Corner Connectors | .97 |
| VZCT | Panel Accessories – Connections — Trim and Corner Connectors | .95 |
| VZCT | Panel Accessories – Full Panel — Trim and Corner Connectors — Steel, Aluminum, Wood | .90 |
| VZCT-AAANG | Panel Accessories – Full Panel — Trim and Corner Connectors — Work Rail | .92 |
| VZCT-PN | Panel Accessories – Full Panel — Trim and Corner Connectors — 3- & 4-Way Intersection — Top Cap | .93 |
| VZCV | Panel Accessories – Connections — Trim and Corner Connectors | .95 |
| VZCV-A | Panel Accessories – Full Panel — Trim and Corner Connectors — Steel, Aluminum, Wood | .90 |
| VZCV-A | Panel Accessories – Full Panel — Trim and Corner Connectors — Work Rail | .92 |
| VZCW-0000-P | Panel Accessories – Panel Frame Wall Mount | .106 |
| VZCW-G | Panel Accessories – Glass Panel Wall Mount | .106 |
| VZCX | Panel Accessories – Beam — Trim and Corner Connectors — No Top Cap | .98 |
| VZCX | Panel Accessories – Beam — Trim and Corner Connectors | .97 |
| VZCX | Panel Accessories – Connections — Trim and Corner Connectors | .95 |
| VZCX | Panel Accessories – Full Panel — Trim and Corner Connectors — Steel, Aluminum, Wood | .90 |
| VZCX-AAANG | Panel Accessories – Full Panel — Trim and Corner Connectors — Work Rail | .92 |
| VZCX-AN | Panel Accessories – Full Panel — Trim and Corner Connectors — 3- & 4-Way Intersection — Top Cap | .93 |
| VZCY | Panel Accessories – Connections — Trim and Corner Connectors | .95 |
| VZCY-0000 | Panel Accessories – Corner Block Assembly — 120° | .101 |
| VZCY-A | Panel Accessories – Full Panel — Trim and Corner Connectors — Steel, Aluminum, Wood | .90 |
| VZCY-A | Panel Accessories – Full Panel — Trim and Corner Connectors — Work Rail | .92 |
| VZEB-0000-1 | Electrical Components – Single Circuit Base Feed Module — Receptacle Connection with Power Cord | .109 |
| VZEB-0000-12 | Electrical Components – Single Circuit Base Feed Module — Receptacle Connection with Power Cord | .109 |
| VZEB-0000-14 | Electrical Components – Single Circuit Base Feed Module — Receptacle Connection with Power Cord | .109 |
| VZEB-0000-2 | Electrical Components – Single Circuit Base Feed Module — Receptacle Connection with Power Cord | .108 |
| VZEB-0000-22 | Electrical Components – Single Circuit Base Feed Module — Receptacle Connection with Power Cord | .108 |
| VZEB-0000-24 | Electrical Components – Single Circuit Base Feed Module — Receptacle Connection with Power Cord | .108 |
| VZEB-0000-3 | Electrical Components – Base Feed Module — Hardwire Connection | .108 |
| VZEB-0000-C | Electrical Components – Hardwire — Base Feed Hardwire Plate | .135 |
| VZEB-0000-H2 | Electrical Components – Base Feed Module — Hardwire Connection | .108 |
| VZEB-0000-H4 | Electrical Components – Base Feed Module — Hardwire Connection | .108 |
| VZEB-0000-Y | Electrical Components – Base Feed Module — Concealed Hardwire Connection | .109 |
| VZEB-0000-Y2U | Electrical Components – Base Feed Module — Hardwire Connection | .110 |
| VZEB-0000-Y3U | Electrical Components – Base Feed Module — Hardwire Connection | .110 |

Index

| Product Code | Product Description | |
|---------------------|--|------|
| VZEB-0000-Y4U | Electrical Components – Base Feed Module — Hardwire Connection | .110 |
| VZEB-0000-YH2 | Electrical Components – Base Feed Module — Concealed Hardwire Connection | .109 |
| VZEB-0000-YH4 | Electrical Components – Base Feed Module — Concealed Hardwire Connection | .109 |
| VZEF-0B0P | Electrical Components – Flexible Power Connector — Work-height | .124 |
| VZEF-0B0P-2 | Electrical Components – Flexible Power Connector — Work-height | .124 |
| VZEF-0B0P-4 | Electrical Components – Flexible Power Connector — Work-height | .124 |
| VZEF-0B0Q | Electrical Components – Flexible Power Connector — Corner Span, Work-height | .124 |
| VZEF-0R0P | Electrical Components – Flexible Power Connector — Raceway | .123 |
| VZEF-0R0P-2 | Electrical Components – Flexible Power Connector — Raceway | .123 |
| VZEF-0R0P-4 | Electrical Components – Flexible Power Connector — Raceway | .123 |
| VZEF-0R0S | Electrical Components – Flexible Power Connector — Straight Span, Raceway/Work-height | .125 |
| VZEF-0R0S-2 | Electrical Components – Flexible Power Connector — Straight Span, Raceway/Work-height | .125 |
| VZEF-0R0S-4 | Electrical Components – Flexible Power Connector — Straight Span, Raceway/Work-height | .125 |
| VZEF-0B0Q-2 | Electrical Components – Flexible Power Connector — Corner Span, Work-height | .124 |
| VZEF-0B0Q-4 | Electrical Components – Flexible Power Connector — Corner Span, Work-height | .124 |
| VZEG-0601-V | Electrical Components – Frame Rail Grommet | .131 |
| VZEH-0000 | Electrical Components – Full Panel Infeed Harness | .117 |
| VZEH-0030 | Electrical Components – Full Panel Infeed Harness | .117 |
| VZEJ-0018 | Electrical Components – Extended Power Connector | .125 |
| VZEJ-0024 | Electrical Components – Extended Power Connector | .125 |
| VZEJ-0038-2 | Electrical Components – Power Connector — Below WS | .126 |
| VZEJ-0038-3 | Electrical Components – Power Connector — Below WS | .126 |
| VZEJ-0038-4 | Electrical Components – Power Connector — Below WS | .126 |
| VZEJ-3 | Electrical Components – Vertical Power Connector | .123 |
| VZEK-0800-C1 | Electrical Components – Hardwire — Hardwire Power Kit — Single Sided for Beam | .141 |
| VZEK-0800-C2 | Electrical Components – Hardwire — Hardwire Power Kit — Double Sided for Beam | .141 |
| VZEK-2600-C1 | Electrical Components – Hardwire — Hardwire Power Kit — Single Sided for 26”(660mm)H Below WS, Connections and 42”(1067mm)H Panels at the Beltline | .139 |
| VZEK-2600-C2 | Electrical Components – Hardwire — Hardwire Power Kit — Double Sided for 26”(660mm)H Below WS, Connections and 42”(1067mm)H Panels at the Beltline | .139 |
| VZEK-3BB | Electrical Components – Power Retrofit Kit — Raceway | .121 |
| VZEK-42 | Electrical Components – Power Retrofit Kit — 42”(1067mm)H Beltline, 58”(1473mm)H Standing Height and Connections | .118 |
| VZEK-4BB | Electrical Components – Power Retrofit Kit — Raceway | .121 |
| VZEK-C | Electrical Components – Hardwire — Hardwire Power Kit for Beltline, 50”H or Greater, Below WS and Standing Height | .140 |
| VZEK-C | Electrical Components – Hardwire — Raceway Retrofit Kits | .137 |
| VZEK-N | Electrical Components – Hardwire — Raceway Covers | .138 |
| VZEK-NBB | Electrical Components – Raceway Covers | .122 |
| VZEK-OB | Electrical Components – Power Retrofit Kit — Beltline, 50”(1270mm)H or Greater, Below WS and Standing Height | .119 |
| VZEP-00 | Electrical Components – Power Retrofit Kit — Standing Height | .120 |
| VZET-2T | Electrical Components – Top Feed Module | .113 |
| VZET-2W | Electrical Components – Top Feed Module | .113 |
| VZET-3T | Electrical Components – Top Feed Module | .113 |
| VZET-3TE | Electrical Components – End-of-Run Top Feed Module — Connections only | .115 |
| VZET-3TEJ | Electrical Components – End-of-Run Top Feed Module — Beam only | .116 |
| VZET-3W | Electrical Components – Top Feed Module | .113 |
| VZET-3WE | Electrical Components – End-of-Run Top Feed Module — Connections only | .115 |
| VZET-3WEJ | Electrical Components – End-of-Run Top Feed Module — Beam only | .116 |
| VZET-4T | Electrical Components – Top Feed Module | .113 |
| VZET-4W | Electrical Components – Top Feed Module | .113 |
| VZET-NT | Electrical Components – Hardwire — Top Feed Module, Hardwired (Pole Only) | .135 |

Index

| Product Code | Product Description | |
|---------------------|---|------|
| VZET-NTEC | Electrical Components – Hardwire — End-of-Run Top Feed Module, Hardwired (Pole Only) — Connections and Below WS Power | .136 |
| VZET-NTEJ | Electrical Components – Hardwire — End-of-Run Top Feed Module, Hardwired (Pole Only) — Beam Only | .136 |
| VZET-NW | Electrical Components – Hardwire — Top Feed Module, Hardwired (Pole Only) | .135 |
| VZET-NWEC | Electrical Components – Hardwire — End-of-Run Top Feed Module, Hardwired (Pole Only) — Connections and Below WS Power | .136 |
| VZET-NWEJ | Electrical Components – Hardwire — End-of-Run Top Feed Module, Hardwired (Pole Only) — Beam Only | .136 |
| VZFF | Structures – Full Panel Frames | .28 |
| VZFF-NNOO | Structures – Full Panel Frames | .28 |
| VZFI-A | High Acoustical Inserts | .40 |
| VZFJ | Structures – Beam Frame | .37 |
| VZFS | Panel Accessories – Stack Frame | .72 |
| VZFS | Structures – Connections Frame | .34 |
| VZFS | Structures – Connections Frame | .34 |
| VZGC-000 | Panel Accessories – Frameless Glass — End-of-Run Clip for use with Aluminum Bottom Rail | .81 |
| VZGE | Panel Accessories – Bottom Rail End Cap | .81 |
| VZGF | Structures – Glass Panels — Glass Panel | .31 |
| VZGK | Panel Accessories – Frameless Glass and Rail Kit | .74 |
| VZGR | Panel Accessories – Frameless Glass Bottom Rail | .79 |
| VZGS-0000-B | Panel Accessories – Glass to Glass Connectors — Variable Height | .107 |
| VZGS-0000-P | Panel Accessories – Glass to Glass Connectors — End-of-Run/Intersection | .107 |
| VZGS-1616-U | Panel Accessories – Glass to Glass Connectors — In-Line | .107 |
| VZGS-1618-1 | Panel Accessories – Glass Stack | .73 |
| VZLA-PSN | Structures – Beam Frame Leg — A Leg — In-Line and End-of-Run Condition | .39 |
| VZLL | Structures – Beam Frame Leg — Straight Leg with Foot — In-Line and End-of-Run Condition | .38 |
| VZLL | Structures – Connections Frame Leg — 2-, 3-, 4-Way Intersection | .36 |
| VZLL | Structures – Connections Frame Leg — In-Line and End-of-Run Condition | .35 |
| VZLL | Structures – Full Panel Frame Foot | .33 |
| VZLL-PCNN | Structures – Beam Frame Leg — Straight Leg — 2-, 3-, 4-Way Intersection | .38 |
| VZSB-0000 | Panel Accessories – Seismic Anchoring Kit | .104 |
| VZSG | Gallery Panel Accessories – Glass Topper — Gallery Panel Mounting | .199 |
| VZSG | Panel Accessories – Alignment Clip Kit | .83 |
| VZSG | Panel Accessories – Glass Topper | .82 |
| VZST | Panel Accessories – Glass Topper — Bottom Rail Kit | .83 |
| VZTI | Tiles - Full Panel, Connections and Stack Frame – Hardware Kit — Glass Tile/Open Frame Tile (10 bolts/nuts) | .64 |
| VZTI-D2N | Tiles - Full Panel, Connections and Stack Frame – Left and Right-Hand Port | .42 |
| VZTI-DNN | Tiles - Full Panel, Connections and Stack Frame – No Technology Access | .42 |
| VZTI-DNS | Tiles - Full Panel, Connections and Stack Frame – No Technology Access | .42 |
| VZTI-DRN | Tiles - Full Panel, Connections and Stack Frame – Right-Hand Port | .42 |
| VZTI-FDN | Tiles - Beam – Left and Right-Hand Port | .67 |
| VZTI-FEN | Tiles - Beam – Right-Hand Port | .67 |
| VZTI-FNN | Tiles - Beam – No Technology Access | .67 |
| VZTI-FNS | Tiles - Beam – No Technology Access | .67 |
| VZTI-FWN | Tiles - Beam – Left-Hand Port | .67 |
| VZTI-JNN | Tiles - Full Panel, Connections and Stack Frame – Slat | .62 |
| VZTI-MNN | Tiles - Full Panel, Connections and Stack Frame – Markerboard | .61 |
| VZTI-ONN | Tiles - Full Panel, Connections and Stack Frame – Open Frame | .63 |
| VZTI-YNN | Tiles - Full Panel, Connections and Stack Frame – Glass | .64 |
| VZTQ | Tiles - Full Panel, Connections and Stack Frame – Matched Natural Wood Tile Set | .59 |
| VZVE | Panel Accessories – Variable Height Trim — Proud | .99 |
| VZVT | Panel Accessories – Variable Height Trim 3-Way & 4-Way — Flush 90° | .100 |
| VZVY | Panel Accessories – Variable Height Trim (Flush) — 120° | .100 |

Index

| Product Code | Product Description | |
|---------------------|--|------|
| VZZP | Panel Accessories – Filler Post — Sliding Door | .84 |
| WUAR | Worksurface Accessories – Worksurface Reinforcement Channel | .259 |
| WUAR-PHS | Worksurface Reinforcement Bar – Worksurface Reinforcement Bar | .259 |
| WUCA-L | Adaptable Worksurfaces — Corner – General Specifications | .217 |
| WUCA-L | Adaptable Worksurfaces — Corner – Straight Front Corner – 90° | .222 |
| WUCB-L54 | Adaptable Worksurfaces — Corner – Bent | .218 |
| WUCB-L54 | Adaptable Worksurfaces — Corner – General Specifications | .217 |
| WUCB-R45 | Adaptable Worksurfaces — Corner – Bent | .218 |
| WUCB-R45 | Adaptable Worksurfaces — Corner – General Specifications | .217 |
| WUCC-0004 | Worksurface Support – Support Column | .256 |
| WUCD-L | Adaptable Worksurfaces — Convergent – D-Shape Convergent Wrap-Around | .236 |
| WUCD-L | Adaptable Worksurfaces — Convergent – General Specifications | .232 |
| WUCE-L44 | Adaptable Worksurfaces — Corner – General Specifications | .217 |
| WUCE-L44 | Adaptable Worksurfaces — Corner – Wrap-Around Extended Corner – 90° — Wrap-Around Extended/ Wrap-Around Extended Transitional | .224 |
| WUCE-R44 | Adaptable Worksurfaces — Corner – General Specifications | .217 |
| WUCE-R44 | Adaptable Worksurfaces — Corner – Wrap-Around Extended Corner – 90° — Wrap-Around Extended/ Wrap-Around Extended Transitional | .224 |
| WUCF | Adaptable Worksurfaces — Corner – Angled Corner – 90° — Angled/Angled Transitional | .231 |
| WUCF-L45 | Adaptable Worksurfaces — Corner – Angled Corner – 90° — Angled/Angled Transitional | .231 |
| WUCF-L45 | Adaptable Worksurfaces — Corner – General Specifications | .217 |
| WUCF-L54 | Adaptable Worksurfaces — Corner – General Specifications | .217 |
| WUCH-N34 | Adaptable Worksurfaces — Corner – General Specifications | .217 |
| WUCH-N34 | Adaptable Worksurfaces — Corner – Notched Corner – 90° — Notched/Notched Transitional | .228 |
| WUCH-N43 | Adaptable Worksurfaces — Corner – General Specifications | .217 |
| WUCH-N43 | Adaptable Worksurfaces — Corner – Notched Corner – 90° — Notched/Notched Transitional | .228 |
| WUCL-0001 | Worksurface Support – Straight Leg Basic — Height Adjustable | .255 |
| WUCN | Adaptable Worksurfaces — Corner – General Specifications | .217 |
| WUCN | Adaptable Worksurfaces — Corner – Notched Corner – 90° — Notched/Notched Transitional | .228 |
| WUCP-L44 | Adaptable Worksurfaces — Corner – General Specifications | .217 |
| WUCP-L44 | Adaptable Worksurfaces — Corner – Notched Extended Corner – 90° | .229 |
| WUCP-R44 | Adaptable Worksurfaces — Corner – General Specifications | .217 |
| WUCP-R44 | Adaptable Worksurfaces — Corner – Notched Extended Corner – 90° | .229 |
| WUCQ-N44 | Adaptable Worksurfaces — Corner – General Specifications | .217 |
| WUCQ-N44 | Adaptable Worksurfaces — Corner – Merger Corner – 90° | .221 |
| WUCR | Adaptable Worksurfaces — Corner – General Specifications | .217 |
| WUCR | Adaptable Worksurfaces — Corner – Wrap-Around Corner – 90° — Wrap-Around/Wrap-Around Transitional | .223 |
| WUCT | Adaptable Worksurfaces — Corner – Wrap-Around Corner – 90° — Wrap-Around/Wrap-Around Transitional | .223 |
| WUCT-N34 | Adaptable Worksurfaces — Corner – General Specifications | .217 |
| WUCT-N43 | Adaptable Worksurfaces — Corner – General Specifications | .217 |
| WUCU | Adaptable Worksurfaces — Corner – Angled Corner – 90° — Angled/Angled Transitional | .231 |
| WUCU | Adaptable Worksurfaces — Corner – General Specifications | .217 |
| WUCX-L43 | Adaptable Worksurfaces — Corner – General Specifications | .217 |
| WUCX-L43 | Adaptable Worksurfaces — Corner – Wrap-Around Extended Corner – 90° — Wrap-Around Extended/ Wrap-Around Extended Transitional | .224 |
| WUCX-R34 | Adaptable Worksurfaces — Corner – General Specifications | .217 |
| WUCX-R34 | Adaptable Worksurfaces — Corner – Wrap-Around Extended Corner – 90° — Wrap-Around Extended/ Wrap-Around Extended Transitional | .224 |
| WUCZ-N44 | Adaptable Worksurfaces — Corner – General Specifications | .217 |
| WUCZ-N44 | Adaptable Worksurfaces — Corner – Wrap Around Corner – 120° | .220 |
| WUDC | Adaptable Worksurfaces — Conference End – Conference End/Key Conference End | .241 |
| WUDD | Adaptable Worksurfaces — Convergent – D-Shape Ender Convergent | .235 |
| WUDD | Adaptable Worksurfaces — Convergent – General Specifications | .232 |

Index

| Product Code | Product Description | |
|---------------------|--|------|
| WUKC | Adaptable Worksurfaces — Adjustable Split Top – Corner — 90° | .246 |
| WUKR | Adaptable Worksurfaces — Adjustable Split Top – Rectangular | .246 |
| WURA | Adaptable Worksurfaces — Rectangular – General Specifications | .208 |
| WURA | Adaptable Worksurfaces — Rectangular – Rectangular | .209 |
| WURD | Adaptable Worksurfaces — Convergent – D-Shape Convergent | .234 |
| WURD | Adaptable Worksurfaces — Convergent – General Specifications | .232 |
| WURE-N34 | Adaptable Worksurfaces — Rectangular – General Specifications | .208 |
| WURE-N34 | Adaptable Worksurfaces — Rectangular – Wedge/Sharp Wedge—Wedge/Sharp Wedge | .213 |
| WURE-N43 | Adaptable Worksurfaces — Rectangular – General Specifications | .208 |
| WURE-N43 | Adaptable Worksurfaces — Rectangular – Wedge/Sharp Wedge—Wedge/Sharp Wedge | .213 |
| WURG-N34 | Adaptable Worksurfaces — Rectangular – General Specifications | .208 |
| WURG_N34 | Adaptable Worksurfaces — Rectangular – Wedge/Sharp Wedge—Wedge/Sharp Wedge | .213 |
| WURG-N43 | Adaptable Worksurfaces — Rectangular – General Specifications | .208 |
| WURG-N43 | Adaptable Worksurfaces — Rectangular – Wedge/Sharp Wedge—Wedge/Sharp Wedge | .213 |
| WURL | Adaptable Worksurfaces — Corner – 120° Rectangular Radius and Square End — 120° Rectangular Radius End/ 120° Rectangular Square End | .219 |
| WURL | Adaptable Worksurfaces — Corner – General Specifications | .217 |
| WURM | Adaptable Worksurfaces — Corner – 120° Rectangular Radius and Square End — 120° Rectangular Radius End/ 120° Rectangular Square End | .219 |
| WURM | Adaptable Worksurfaces — Corner – General Specifications | .217 |
| WURR | Adaptable Worksurfaces — Rectangular – General Specifications | .208 |
| WURR | Adaptable Worksurfaces — Rectangular – Rectangular Radius End | .216 |
| WURS | Adaptable Worksurfaces — Rectangular – General Specifications | .208 |
| WURS | Adaptable Worksurfaces — Rectangular – Swell/Inverse Swell—Swell/Inverse Swell | .212 |
| WURT-N34 | Adaptable Worksurfaces — Rectangular – General Specifications | .208 |
| WURT-N34 | Adaptable Worksurfaces — Rectangular – Rectangular Transition | .211 |
| WURT-N43 | Adaptable Worksurfaces — Rectangular – General Specifications | .208 |
| WURT-N43 | Adaptable Worksurfaces — Rectangular – Rectangular Transition | .211 |
| WURV | Adaptable Worksurfaces — Convergent – General Specifications | .232 |
| WURV | Adaptable Worksurfaces — Convergent – Rectangular | .233 |
| WURW | Adaptable Worksurfaces — Rectangular – General Specifications | .208 |
| WURW | Adaptable Worksurfaces — Rectangular – Swell/Inverse Swell—Swell/Inverse Swell | .212 |
| WURY | Adaptable Worksurfaces — Conference End | .241 |
| WURY | Adaptable Worksurfaces — Rectangular Key | .244 |
| WUTS | Adaptable Worksurfaces – Countertop | .245 |
| WUYC | Adaptable Worksurfaces — Convergent – General Specifications | .232 |
| WUYC | Adaptable Worksurfaces — Convergent – Radius Half Convergent — Rectangular/Wedge | .239 |
| WUYF | Adaptable Worksurfaces — Convergent – General Specifications | .232 |
| WUYF | Adaptable Worksurfaces — Convergent – Radius Half Convergent — Rectangular/Wedge | .239 |
| WUYG | Adaptable Worksurfaces — Convergent – General Specifications | .232 |
| WUYG | Adaptable Worksurfaces — Convergent – Radius Convergent — Radius Rectangular/Radius Wedge | .238 |
| WUYH | Adaptable Worksurfaces — Convergent – General Specifications | .232 |
| WUYH | Adaptable Worksurfaces — Convergent – Radius Convergent — Radius Rectangular/Radius Wedge | .238 |
| WUYP | Adaptable Worksurfaces — Triangular Key | .243 |
| WUYT | Adaptable Worksurfaces — Convergent – General Specifications | .232 |
| WUYT | Adaptable Worksurfaces — Convergent – Wedge Half Convergent Plus | .240 |
| WZDZ | Adaptable Worksurfaces — 120° Link | .242 |
| ZBA2-0000-PNFG | Worksurface Support – End Leg Kit | .257 |
| ZBA2-0030-HRFG | Worksurface Support – Return Leg Kit | .257 |
| ZBBC-0000-SN | Worksurface Support – Convergent Bracket | .253 |
| ZBBP-0000-PN | Gallery Panel Accessories – Brackets — Tie Plate | .198 |
| ZBE2-0000-PNFG | Worksurface Support – End Leg Kit | .257 |

Index

| Product Code | Product Description | |
|---------------------|--|------|
| ZBI2-0030-HNFG | Worksurface Support – Return Leg Kit | .257 |
| ZBUF-0000-PN | Worksurface Support – Flush Mount Plate | .252 |
| ZUBW | Wall Mount Componentse – Worksurface and Gallery Panel Wall Mount Bracket | .287 |
| ZUBW-0000-CN | Worksurface Support – Gallery Panel Attachment Bracket | .253 |
| ZUBW-0000-PN | Worksurface Support – Gallery Panel Attachment Bracket | .253 |
| ZUFJ | Worksurface Support – Single Support Leg | .255 |
| ZUFS | Worksurface Support – Worksurface Support Panels | .247 |
| ZUUG | Upper Storage – Ganging Flat Bracket for Storage Box | .270 |
| ZYBD-1800 | Worksurface Support – Gallery Panel Cantilever Bracket | .250 |
| ZYBT-0000-PNY | Worksurface Support – Gallery Panel Countertop/OSU Bracket Kit | .254 |
| ZYST | Gallery Panel Accessories – Topper Holder Kit | .201 |
| ZZBA | Worksurface Support – Side/Corner Bracket — 26”(660mm)H, Connections or Beam | .252 |
| ZZBA-0000-PL | Worksurface Support – Side/Corner Bracket — Full Panel | .251 |
| ZZBA-0000-PLF | Worksurface Support – Side/Corner Bracket for use with Knife Edge — Full Panel | .251 |
| ZZBA-0000-PR | Worksurface Support – Side/Corner Bracket — Full Panel | .251 |
| ZZBA-0000-PRF | Worksurface Support – Side/Corner Bracket for use with Knife Edge — Full Panel | .251 |
| ZZBD | Panel Accessories – Top Trim — Work Rail Top Trim Off-Modular Bracket | .88 |
| ZZBD | Worksurface Support – Beam Cantilever Bracket | .250 |
| ZZBD | Worksurface Support – Connections Cantilever Bracket | .249 |
| ZZBD | Worksurface Support – Standard Cantilever Bracket | .249 |
| ZZBD | Worksurface Support – Work Rail Top Trim Off-Modular Bracket | .252 |
| ZZBD-1000 | Worksurface Support – Standard Mini Cantilever Bracket | .249 |
| ZZBF-0000-P | Worksurface Support – Worksurface Support Panels — Anti Dislodgement Bracket for use with Worksurface Support Panels | .248 |
| ZZBF-1000-PNA | Panel-to-Storage Bracler – A Series / Be_Hold | .261 |
| ZZBF-1600-PNA | Panel-to-Storage Bracler – A Series / Be_Hold | .261 |
| ZZBF-PLL | Panel-to-Storage Bracler – X and V Series Attached 2H Storage | .261 |
| ZZBF-PNB | Panel-to-Storage Bracler – Compose Storage | .261 |
| ZZBF-PNW | Panel-to-Storage Bracler – Beside Pantry / X and V Series Freestanding | .261 |
| ZZBL-1600 | Worksurface Support – Standard Link Cantilever Bracket | .251 |
| ZZBN-0000-PNJ | Panel-to-Storage Bracler – X Series – Attached Pedestal | .261 |
| ZZBP-0100-PAN | Worksurface Accessories – Stanchions | .260 |
| ZZBP-0100-PGN | Worksurface Accessories – Stanchions | .260 |
| ZZBP-0300-PAN | Worksurface Accessories – Stanchions | .260 |
| ZZBT | Worksurface Support – Countertop Bracket Kit | .254 |
| ZZFD | Worksurface Support – Double Support Leg | .258 |
| ZZFJ | Worksurface Support – P-Leg | .258 |
| ZZFJ | Worksurface Support – Support Post— Height Adjustable | .256 |
| ZZFK | Worksurface Support – Double Support Leg | .258 |
| ZZFS | Worksurface Support – Worksurface Support Panels | .247 |

Product Compatibility and Limited Warranty Policy

Great Expectations

You have them as a Haworth customer and so do we. And because we value our customers, we cover our products with the Haworth North America Product Compatibility and Limited Warranty Policy.

Our Commitment To Product Compatibility – Integrated Product Platforms

As a market leader in the design and manufacture of workspaces that adapt to change, we strive to maintain product compatibility within our various generations of integrated product platforms. This benefits the customer who desires to update or modify their work environment. It also benefits the customer needing to replace a product due to damage or other reasons but which is no longer manufactured or is otherwise unavailable, such as a fabric or finish that is discontinued because of changing market preferences. In both circumstances, we often can provide products with comparable function and performance.

Our Commitment To Product Quality – The Haworth North America Limited Warranty

To ensure customer satisfaction and peace of mind, we stand behind our products with the Haworth North America Limited Warranty. To review the current version of the limited warranty including its terms and conditions, please go to:

www.haworth.com/warranty or contact OneTouch@Haworth.com or 1 877 429 6784.

Warranty Requests or Questions

For questions or service requests pertaining to the Haworth Limited Warranty, please contact your Haworth dealer.

If you are unsure who your dealer is, please contact **OneTouch@Haworth.com or 1 877 429 6784.**

Effective: September 1, 2021

Terms of Sale

The Terms of Sale apply to all products in the North America Price Lists. To review the current version of the North American Terms of Sale, please go to:

www.haworth.com/terms-of-sale or contact OneTouch@Haworth.com or 1 877 429 6784.

Effective: September 2, 2022

HAWORTH

HAWORTH® is a registered trademark of Haworth, Inc.
© Haworth, Inc. All rights reserved. 2024 2.24 | Item #LIT21013
haworth.com | 800 344 2600