

HAWORTH

# Fixed Height Tables

## GSA Price List – March 2024

Includes Compose, Cultivate, Executive Wood, Immerse, Jive, Masters Series, Pip, Planes, PopUp, PREMISE and Reside Tables



This price list is based upon Haworth's February 2024 commercial pricing.  
GENERAL SERVICES ADMINISTRATION FEDERAL SUPPLY SERVICE  
Authorized Federal Supply Scheduled Price List (Catalog) Office Furniture, Wood Casegoods and Tables  
(FSC Group 71, Part I, FSC Classes 7105, 7110, 7125 and 7195)  
Contract No: GS-03F-057DA | Contract Period: February 8, 2016 – February 7, 2026 | Business: Large  
Contractor: Haworth, Inc. | One Haworth Center | Holland, MI 49423-9576 | 1.616.393.3000



# Electronic Update Page – Fixed Height Tables Price List

- The table below lists all of the updates and addendums added to this price list since the original version was created.
- All **Update** pages will replace the existing pages within the document.
- All **New** pages will be placed at the back of the document.

Link	Date	Pages	Description
<a href="#">Click Here</a>	March 2024	173-175, 191-193, 198-199	<b>Update</b> – Belong Hatch Cutout option added to pages.



**This Haworth North American price book contains US list prices.**  
Canadian customers can convert the US list price into their Canadian equivalent by going to [www.Haworth.com/Canada](http://www.Haworth.com/Canada) to find the current Canadian multipliers. These multiplier factors allow you to convert the US list price into a Canadian list price.



**HAWORTH, INC.**  
**GENERAL SERVICES ADMINISTRATION**  
**FEDERAL ACQUISITION SERVICES**

**Authorized Federal Supply Schedule**  
**Furniture**  
**(FSC Group 71, FSC Classes 7105, 7110, 7125 and 7195)**

Contract Number: GS-03F-057DA  
Contract Start Date: February 8, 2016  
Contract End Date: February 7, 2026  
Contractor: HAWORTH, INC.  
One Haworth Center  
Holland, MI 49423-9576  
1-616-393-3000  
<http://www.haworth.com/government>  
Business Size: Large

**Information for Ordering Activities**  
**I-FSS-600**

Online access to Haworth's Authorized Federal Supply Schedule contract ordering information, terms and conditions, and up-to-date product and discount listing can be found at GSA Advantage, eLibrary link [here](#).

# Table of Contents

## Statement of Line

Statement of Line .....	7-18
-------------------------	------

## Compose Tables — Laminate

Round — Post Base .....	21
-------------------------	----

## Compose Tables — Wood

Round — Post Base .....	22
-------------------------	----

## Cultivate

General Specifications .....	25-27
Top - No Storage .....	28
Top - For use with Storage .....	29
Frame .....	30
Bag Hook .....	31
Mounting Clip for Flip Top Unit .....	32
Mounting Bracket for Enhanced Power Modules .....	32
Flush Mount Power Module with Sliding Door Mounting Bracket for 2"(51mm) tops .....	32
Wire Management Basket .....	33
Basket Cover .....	33
Vertical Wire Channel - Leg Attached .....	33

## Executive Conference Buffet

Conference Buffet — Wood .....	37
Center Drawer .....	37

## Executive Wood

Specifications .....	38-39
Catalog Logic .....	40-42
Statement of Line .....	43-45
Base Placement .....	46
Round/Square .....	47
Base Kits — Round/Square Wood Tables .....	48
Rectangular .....	49-51
Base Kits — Rectangular Wood Tables .....	52
Racetrack Tables .....	53-55
Base Kits — Racetrack Wood Tables .....	56
Boat .....	57-59
Base Kits — Boat Wood Tables .....	60
Wedge .....	61-63
Base Kits — Wedge Wood Tables .....	64

## Executive Wood Tables

Specifications .....	65-66
Rectangular Table Top .....	67
Boat Table Top .....	68
Wedge Table Top .....	69
Base Kit .....	70

## Executive Accessories

Presentation Board .....	71
--------------------------	----

## Immerse — Ledge Table

Rectangle — Painted Legs .....	75
Rectangle — Wood Legs .....	76

## Immerse — Overlap Table

Rectangle/Rectangle — Painted Legs .....	78-79
Rectangle/Round — Painted Legs .....	80
Racetrack/Round — Painted Legs .....	81
Rectangle/Ledge — Painted Legs .....	82
Rectangle/Rectangle — Wood Legs .....	84-85
Rectangle/Round — Wood Legs .....	86
Racetrack/Round — Wood Legs .....	87
Rectangle/Ledge — Wood Legs .....	88

## Immerse — Shift Table

Rectangle/Rectangle — Painted Legs .....	89
Rectangle/Round — Painted Legs .....	90
Racetrack/Round — Painted Legs .....	91
Rectangle/Rectangle — Wood Legs .....	92
Rectangle/Round — Wood Legs .....	93
Racetrack/Round — Wood Legs .....	94

## Immerse — Single Table

Round — Painted Legs .....	95
Square — Painted Legs .....	96
Rectangle — Painted Legs .....	97
Racetrack — Painted Legs .....	98
Round — Wood Legs .....	99
Square — Wood Legs .....	100
Rectangle — Wood Legs .....	101
Racetrack — Wood Legs .....	102

## Immerse — Stack Table

Rectangle — Painted Legs .....	103
--------------------------------	-----

## Immerse — Planter

Oblong .....	104
Round .....	105

## Jive Table — Post Extruded Base

Catalog Logic .....	109
Round — Laminate or Wood .....	110-111
Square — Laminate or Wood .....	112-113
Pebble — Laminate or Wood .....	115-117
Rectangle — Laminate or Wood .....	119-121
Racetrack — Laminate or Wood .....	122-123
Trapezoid — Laminate or Wood .....	124
Crescent — Laminate or Wood .....	125
Half Racetrack — Laminate or Wood .....	126
Half Pebble — Laminate or Wood .....	127

## Jive Table — Post Round Base

Round — Laminate or Wood .....	128-129
Square — Laminate or Wood .....	130-131
Pebble — Laminate or Wood .....	133-135
Rectangle — Laminate or Wood .....	137-138
Racetrack — Laminate or Wood .....	140-141
Trapezoid — Laminate or Wood .....	142
Crescent — Laminate or Wood .....	143
Half Racetrack — Laminate or Wood .....	144
Half Pebble — Laminate or Wood .....	145

## Jive Table — X-Base

Round — Laminate or Wood .....	146-147
Square — Laminate or Wood .....	148-149
Pebble — Laminate or Wood .....	150-151
Rectangle — Laminate or Wood .....	152-153

## Jive Table — Bridge Base

Round — Laminate or Wood .....	154
Square — Laminate or Wood — Laminate or Wood .....	155
Pebble — Laminate or Wood .....	156-159
Rectangle — Laminate or Wood .....	161-163
Racetrack — Laminate or Wood .....	165-167
Half Racetrack — Laminate or Wood .....	168-169
Half Pebble — Laminate or Wood .....	170-171
Half Hexagon — Laminate or Wood .....	172

## Jive Table — C-Leg

Rectangle — Laminate or Wood — Extruded .....	173-174
Rectangle — Laminate or Wood — Round .....	176-178
Rectangle (Round or Extruded) — Laminate or Wood — Flip Base .....	179-180

# Table of Contents

## Jive Table — Disc Base

Round – Laminate or Wood	181-182
Square – Laminate or Wood	183
Pebble – Laminate or Wood	184
Rectangle – Laminate or Wood	185

## Jive Table — Dual Disc Base

Pebble – Laminate or Wood	186
Rectangle – Laminate or Wood	187
Racetrack – Laminate or Wood	188

## Jive Table — Disc Base

Round	189
Square	189
Pebble	189

## Jive Table — T-Leg — Extruded

Rectangle – Laminate or Wood	191-193
Pebble – Laminate or Wood	194
Racetrack – Laminate or Wood	195
Trapezoid – Laminate or Wood	196

## Jive Table — T-Leg — Round

Rectangle – Laminate or Wood	197-199
Pebble – Laminate or Wood	200
Racetrack – Laminate or Wood	201
Trapezoid – Laminate or Wood	202
Rectangle (Round or Extruded) – Laminate or Wood — Flip Base	203-204

## Jive Table — Swivel Base

Square – Laminate or Wood	205
Rectangle – Laminate or Wood	206
Trapezoid – Laminate or Wood	207
Crescent – Laminate or Wood	208
Corner, Transitional Extended – Laminate or Wood	209
Corner, Extended – Laminate or Wood	210

## Masters Series Table — (Round or Square)

Table — Round	213
Square Tables	213

## Pip

Personal Laptop Table	218
Collaborative Table	218

## Planes Collaborative Tables

Y-Leg Flip Top or Non-Flip Top Table — Rectangular — Laminate	221
Y-Leg Flip Top or Non-Flip Top Table — Pebble — Laminate	222
Y-Leg Flip Top or Non-Flip Top Table — Hexagon — Laminate	223
Y-Leg Flip Top or Non-Flip Top Table — Half Round — Laminate	224
Y-Leg Flip Top or Non-Flip Top Table — Polygon — Laminate	225
Y-Leg Flip Top or Non-Flip Top Table — Rectangular — Wood	226
Y-Leg Flip Top or Non-Flip Top Table — Pebble — Wood	227
Y-Leg Flip Top or Non-Flip Top Table — Hexagon — Wood	228
Y-Leg Flip Top or Non-Flip Top Table — Half Round — Wood	229
Y-Leg Flip Top or Non-Flip Top Table — Polygon — Wood	230

## Planes Collaborative Tables — Accessories

Vertical Wire Management	231
Y-Leg Bumper	231
Ganging Mechanism	231
Ganging Clip	231
Casters	232
Glides	232

## Planes Tables — X Base

Laminate or Wood	234-235
------------------	---------

## Planes Tables — Disc Base

Laminate or Wood	236-237
------------------	---------

## Planes Tables — Dual X Base

Laminate or Wood – Rectangle	238-239
Laminate or Wood – Hexagon	240-241
Laminate or Wood – Pebble	242-243

## Planes Tables — Dual Disc Base

Laminate or Wood – Rectangle	244-245
Laminate or Wood – Hexagon	246-247
Laminate or Wood – Pebble	248-249

## Planes Training Tables

Terminology	250
Product Catalog Logic	251
Flip Top or Non-Flip Top Table — Rectangular — Laminate	252-253
Flip Top or Non-Flip Top Table — Crescent — Laminate	254
Flip Top or Non-Flip Top Table — Trapezoid — Laminate	255
Flip Top or Non-Flip Top Table — Polygon — Laminate	256
Pie Connector — Laminate	257
Flip Top or Non-Flip Top Table — Rectangular — Wood	258-259
Flip Top or Non-Flip Top Table — Crescent — Wood	260
Flip Top or Non-Flip Top Table — Trapezoid — Wood	261
Flip Top or Non-Flip Top Table — Polygon — Wood	262
Pie Connector — Wood	263
Modesty Panels	264-265

## Planes Training Tables 2-Circuit

Power Feeds — Single Circuit Corded Base Feed — for use with 2-Circuit, 20 Amp	266
Power Feeds — Hardwire Modular Base Feed — 2-Circuit	266
Power Feeds — Wall Feed — 2-Circuit	266
Modular Power Pass-Through — Tables Pass-Through Connector — 2-Circuit	267
Modular Power Kits — 2-Circuit	268
Modular Power Components — Receptacles — 15 Amp 2-Circuit	269
Modular Power Components — Receptacle Block Connector	269
Modular Power Components — Four-Port Splitter	269
Modular Power Components — Mounting Bracket — Receptacle	269

## Quick Connect Two Power — Flip Top Unit with Smooth Bezel

Flip Top with Smooth Bezel Module	270-271
Starter Box	272
Pass-Through Connector	272
Starter Box Bracket	272
Wire Manager Clips	272

## Planes Training Tables — Accessories

Ganging Mechanism	274
Casters	274
Glides	274
Wire Manager Clips	275
Vertical Wire Manager	275
Grommet	275

## Planes Carts

Cart – Small Media – Laminate	276
Cart – Medium Media – Laminate	277
Cart – Catering – Laminate	278
Cart – Podium – Laminate	279

# Table of Contents

## Planes Credenza Bases

Credenza Base – 19”(483mm) High – Laminate or Wood	280
Credenza Base – 29”(737mm) High with Slider Unit – Laminate or Wood	281
Credenza Base – 35”(889mm) High with Slider Unit – Laminate or Wood	282
Credenza Base – 29”(737mm) High – Laminate or Wood	283
Credenza Base – 39”(991mm) High with Slider Unit – Laminate or Wood	284
Credenza Base – 45”(1143mm) High with Slider Unit – Laminate or Wood	285

## Planes Credenza Tops

Credenza Top – Laminate or Wood	286
Grommet	286

## Planes Conference Tables

Round, Square, Rectangular – Interior Leg – Laminate	287-288
Half Round – Interior Leg – Laminate	289
Polygon – Interior Leg – Laminate	290
Round, Square, Rectangular – Interior Leg – Wood	291-292
Half Round – Interior Leg – Wood	293
Polygon – Interior Leg – Wood	294
Rectangular – One-Piece Top – Interior Leg – Laminate	295-296
Pebble – One-Piece Top – Interior Leg – Laminate	297-298
Hexagon – One-Piece Top – Interior Leg – Laminate	299-300
Rectangular – One-Piece Top – Interior Leg – Wood	301-302
Pebble – One-Piece Top – Interior Leg – Wood	303-304
Hexagon – One-Piece Top – Interior Leg – Wood	305-306
Rectangular – Two-Piece Tops – Interior Leg – Laminate	307-308
Pebble – Two-Piece Tops – Interior Leg – Laminate	309-310
Hexagon – Two-Piece Tops – Interior Leg – Laminate	311-312
Rectangular – Two-Piece Tops – Interior Leg – Wood	313-314
Pebble – Two-Piece Tops – Interior Leg – Wood	315-316
Hexagon – Two-Piece Tops – Interior Leg – Wood	317-318
Rectangular – Three-Piece Tops – Interior Leg – Laminate	319-320
Pebble – Three-Piece Tops – Interior Leg – Laminate	321-322
Hexagon – Three-Piece Tops – Interior Leg – Laminate	323-324
Rectangular – Three-Piece Tops – Interior Leg – Wood	325-326
Pebble – Three-Piece Tops – Interior Leg – Wood	327-328
Hexagon – Three-Piece Tops – Interior Leg – Wood	329-330
Square and Rectangular – 2”(51mm) Edge – Perimeter Leg – Laminate	331
Rectangular – 2”(51mm) Edge – One-Piece Top – Perimeter Leg – Laminate	332
Rectangular – 2”(51mm) Edge – Two-Piece Tops – Perimeter Leg – Laminate	333-334
Rectangular – 2”(51mm) Edge – Three-Piece Tops – Perimeter Leg – Laminate	335-336

## Planes Conference Table Tops

Catalog Logic	337
Planes Component Specification Overview	338-339
Round, Square and Pebble (for use with Column Base) – Laminate or Wood	340
Rectangle (for use with Column Base) – Laminate or Wood	342-344
Pebble (for use with Column Base) – Laminate or Wood	346-348
Hexagon (for use with Column Base) – Laminate or Wood	350-352

## Planes End Supported Top — with Column Base

Catalog Logic	354
Component Specification Overview	355-356
D-Shape Convergent (for use with Column Base) – Laminate or Wood	357-358
Rectangular Conference End (for use with Column Base) – Laminate or Wood	359-360
Key Conference (for use with Column Base) – Laminate or Wood	361-362

Column Frame (for use with Conference Table Top and End Supported Top)	363
Column Base Plate – Square and Round (for use with Conference Table Top and End Supported Top)	364
Cladding – Flat and Round (for use with Conference Table Top and End Supported Top)	365
Cladding — Flat Laminate and Wood	366
J-Channel	367
J-Channel Tray	367
Wall Mount Bracket(s)	368
Side/Corner Bracket	368
Side Bracket for use with Knife Edge	368

## Planes — Accessories

Cable Base	369
Cable Column	369

## Planes — Electrical Accessories

Cable Reel	370
Cable Reel Bracket	370

## Planes — Electrical Components

Table Mount With Shroud	371
Table Mount With Shroud Dual Monitor	371

## PopUp Table

Catalog Logic	375
Rectangle – Laminate or Wood	376
Oval (Rectangular Radius Corner) – Laminate or Wood	377
Racetrack – Laminate or Wood	378
Accent Plate	379
Vertical Wire Channel – Leg Attached	380

## Finish/Color Legends

	381-390
--	---------

## Index

	391-396
--	---------

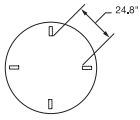
## Lifetime Product Warranty

	Inside Back Cover
--	-------------------

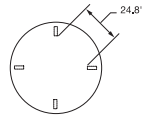


# Statement of Line

## Compose Tables — Pages 21-22



**TZRN-LG**  
Round — Post Base -  
Laminate

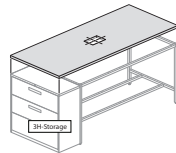


**TZRN-WG**  
Round — Post Base -  
Wood

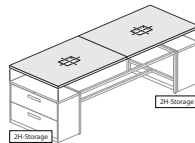
## Cultivate Tops — Pages 28-29



**TYRA-LJSN**  
TYRA-WKSN  
TYRA-LJMN  
TYRA-WKMN  
No Storage

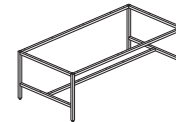


**TYRA-LJSN**  
TYRA-WKSN  
TYRA-LJMN  
TYRA-WKMN  
With Storage - 3 High

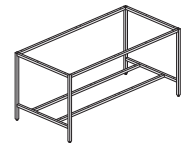


**TYRA-LJSN**  
TYRA-WKSN  
TYRA-LJMN  
TYRA-WKMN  
With Storage - 2 High

## Cultivate Frames — Page 30

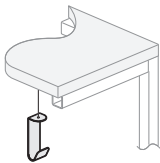


**TYBA-NNNNNG4A**  
Seated Height



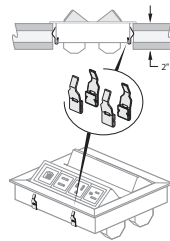
**TYBA-NNNNNG7A**  
Standing Height

## Cultivate Bag Hook — Page 31

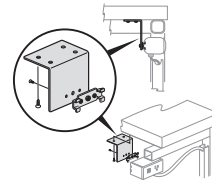


**KUWH-0202**

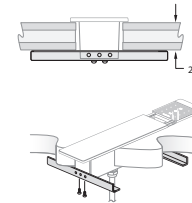
## Cultivate Power Module Clips and Brackets — Page 32



**EUMC-0201**  
Mounting Clip  
for Flip Top Unit

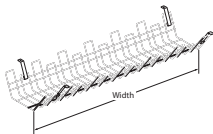


**EUDB-0000**  
Mounting Bracket  
for Enhanced Power  
Modules

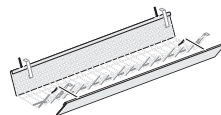


**EWWM-0601**  
Flush Mount Power  
Module with Sliding Door  
Mounting Bracket for  
2"(51mm) tops

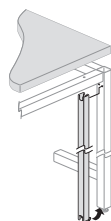
## Cultivate Wire Management — Page 33



**TAWB**  
Wire Management  
Basket

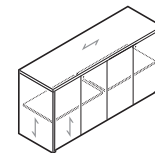


**TABC**  
Basket Cover

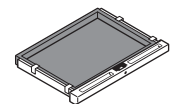


**TYVW**  
Vertical Wire Channel -  
Leg Attached

## Executive Conference Buffet — Page 37



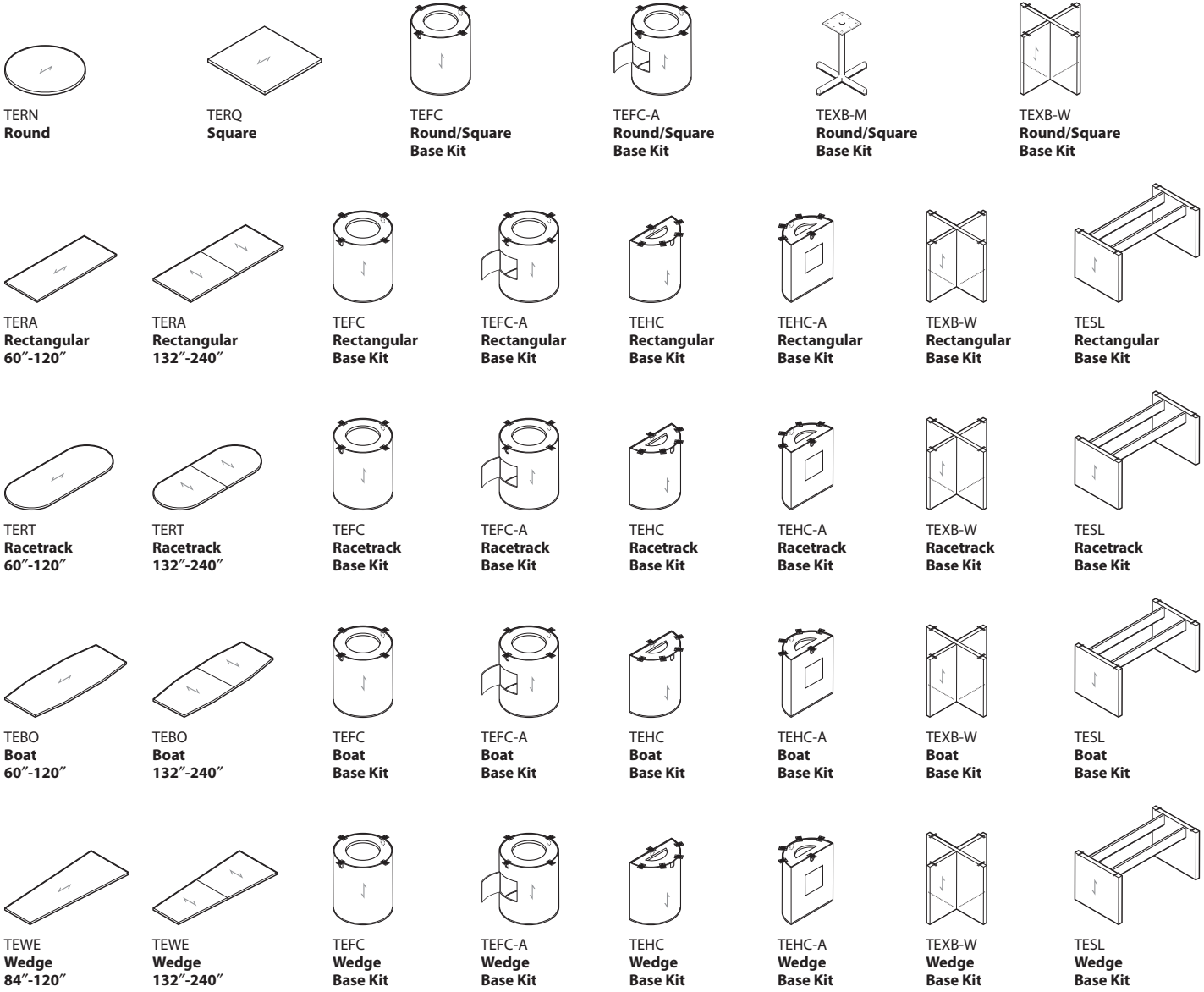
**TECB**  
Conference Buffet - Wood



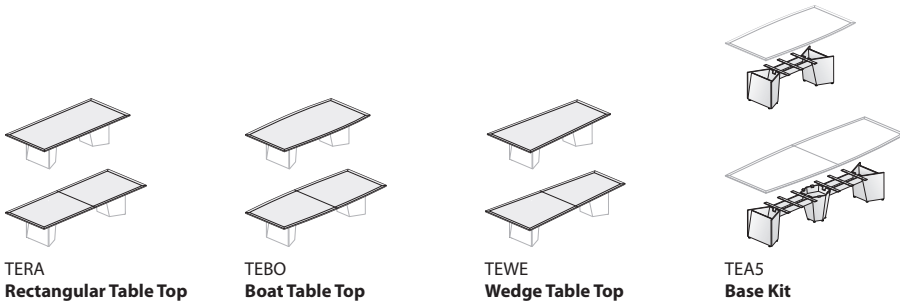
**UXCD-N**  
Center Drawer

# Statement of Line

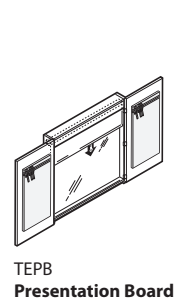
## Executive Wood Tables — Pages 47-64



## Executive Wood Tables – A5 — Pages 67-70



## Executive Accessories — Page 71



# Statement of Line

Immerse — Pages 75-103



**THLD**  
Ledge Table  
Rectangle  
Painted Legs



**THLD**  
Ledge Table  
Rectangle  
Wood Legs



**THRR**  
Overlap Table  
Rectangle/Rectangle  
Painted Legs



**THRD**  
Overlap Table  
Rectangle/Round  
Painted Legs



**THTD**  
Overlap Table  
Racetrack/Round  
Painted Legs



**THRL**  
Overlap Table  
Rectangle/Ledge  
Painted Legs



**THRR**  
Overlap Table  
Rectangle/Rectangle  
Wood Legs



**THRD**  
Overlap Table  
Rectangle/Round  
Wood Legs



**THTD**  
Overlap Table  
Racetrack/Round  
Wood Legs



**THRL**  
Overlap Table  
Rectangle/Ledge  
Wood Legs



**THRR**  
Shift Table  
Rectangle/Rectangle  
Painted Legs



**THRD**  
Shift Table  
Rectangle/Round  
Painted Legs



**THTD**  
Shift Table  
Racetrack/Round  
Painted Legs



**THRR**  
Shift Table  
Rectangle/Rectangle  
Wood Legs



**THRD**  
Shift Table  
Rectangle/Round  
Wood Legs



**THTD**  
Shift Table  
Racetrack/Round  
Wood Legs



**THRN**  
Single Table  
Round  
Painted Legs



**THRQ**  
Single Table  
Square  
Painted Legs



**THRA**  
Single Table  
Rectangle  
Painted Legs



**THRT**  
Single Table  
Racetrack  
Painted Legs



**THRN**  
Single Table  
Round  
Wood Legs



**THRQ**  
Single Table  
Square  
Wood Legs



**THRT**  
Single Table  
Racetrack  
Wood Legs

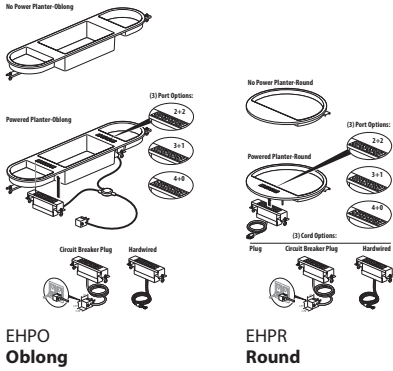


**THRA**  
Stack Table  
Rectangle  
Painted Legs

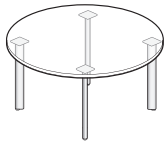


# Statement of Line

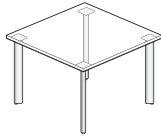
## Immerse — Planter — Pages 104-105



## Jive Table — Post Extruded Base — Pages 110-127



**TCRN**  
**Round**



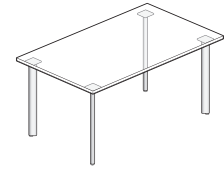
**TCRQ**  
**Square**



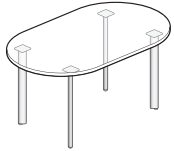
**TCRP-4242**  
**Pebble**  
(Symmetrical)



**TCRP-3060**  
**Pebble**  
(Asymmetrical)



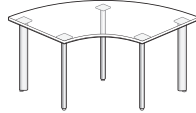
**TCRA**  
**Rectangle**



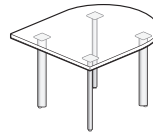
**TCRT**  
**Racetrack**



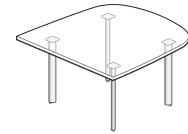
**TCTP**  
**Trapezoid**



**TCBN**  
**Crescent**

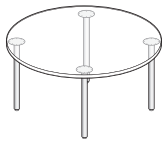


**TCHT**  
**Half Racetrack**



**TCHP**  
**Half Pebble**

## Jive Table — Post Round Base — Pages 128-145



**TCRN-SNV**  
**Round**



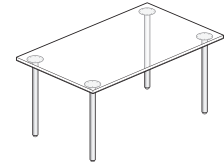
**TCRQ-SNV**  
**Square**



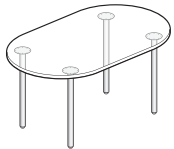
**TCRP-4242-SNV**  
**Pebble**  
(Symmetrical)



**TCRP-3060-SNV**  
**Pebble**  
(Asymmetrical)



**TCRA-SNV**  
**Rectangle**



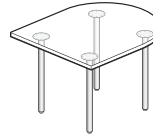
**TCRT-SNV**  
**Racetrack**



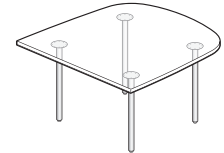
**TCTP-SNV**  
**Trapezoid**



**TCBN-SNV**  
**Crescent**



**TCHT**  
**Half Racetrack**

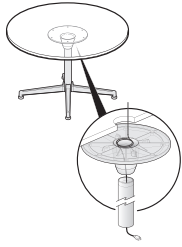


**TCHP**  
**Half Pebble**



# Statement of Line

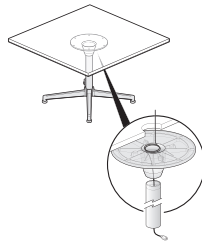
## Jive Table — X-Base — Pages 146-153



**TCRN-SNXF**  
**Round**  
(Power)



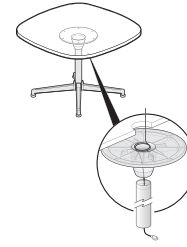
**TCRN-SNX**  
**Round**  
(No Power)



**TCRO-SNXF**  
**Square**  
(Power)



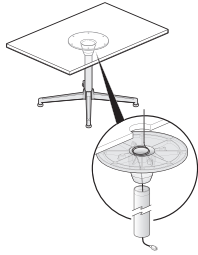
**TCRO-SNX**  
**Square**  
(No Power)



**TCRP-SNXF**  
**Pebble**  
(Power)



**TCRP-SNX**  
**Pebble**  
(No Power)



**TCRA-SNXF**  
**Rectangular**  
(Power)

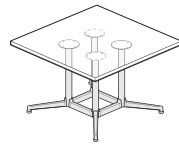


**TCRA-SNX**  
**Rectangular**  
(No Power)

## Jive Table — Bridge Base — Pages 154-172



**TCRN-SNG**  
**Round**



**TCRO-SNG**  
**Square**



**TCRP-5454-SNG**  
**Pebble**  
(Symmetrical)



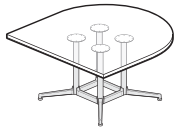
**TCRP-3048-SNG**  
**Pebble**  
(Asymmetrical)



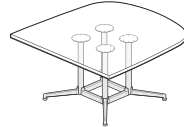
**TCRA-SNG**  
**Rectangle**



**TCRT-SNG**  
**Racetrack**



**TCHT-SNG**  
**Half Racetrack**

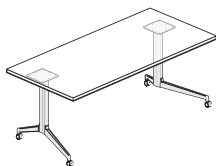


**TCHP-SNG**  
**Half Pebble**



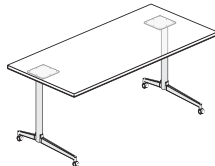
**TCHX-SNG**  
**Half Hexagon**

## Jive Table — C-Leg — Extruded — Pages 173-175



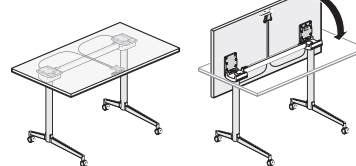
**TCRA-SNC**  
**Rectangle**

## Jive Table — C-Leg — Round — Pages 176-178



**TCRA-SNB**  
**Rectangle**

## Jive Table — C-Leg — Flip Base — Pages 179-180



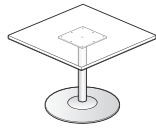
**TCRA-SNH**

# Statement of Line

## Jive Table — Disc Base — Pages 181-185



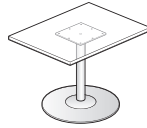
TCRN-SND  
Round




TCRQ-SND  
Square



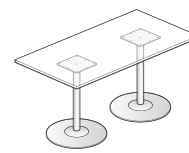
TCRP-SND  
Pebble



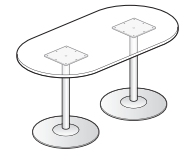
TCRA-SND  
Rectangle



TCRP-SND  
Pebble



TCRA-SND  
Rectangle

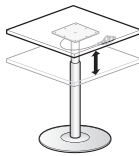


TCRT-SND  
Racetrack

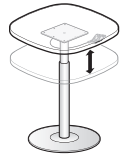
## Jive Table — Disc Base — Page 189



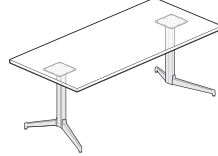
TCRN  
Round



TCRQ  
Square



TCRP  
Pebble



TCRA-SNT  
Rectangle



TCRP-SNT  
Pebble



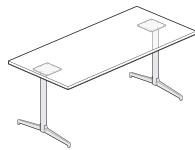
TCRT-SNT  
Racetrack



TCTP-SNT  
Trapezoid

## Jive Table — T-Leg — Extruded — Pages 191-391

## Jive Table — T-Leg — Round — Pages 197-202



TCRA-SNF  
Rectangle



TCRP-SNF  
Pebble



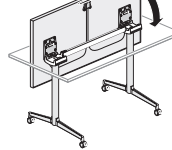
TCRT-SNE  
Racetrack



TCTP-SNF  
Trapezoid

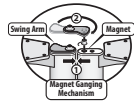
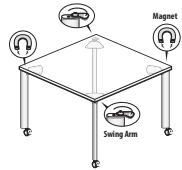


TCRA-SNFH4  
Rectangle

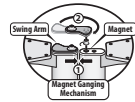
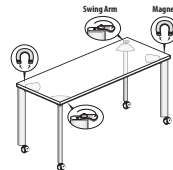


## Jive Table — T-Leg — Flip Base — Pages 203-204

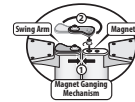
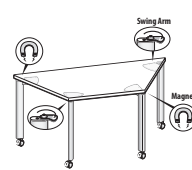
## Jive Table — Swivel Base — Pages 205-210



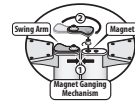
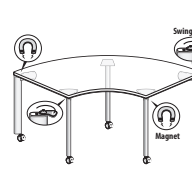
TVRQ-LJSNR  
Square



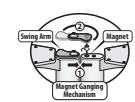
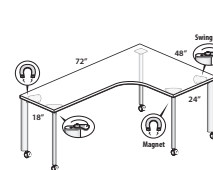
TVRA-LJSNR  
Rectangle



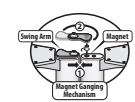
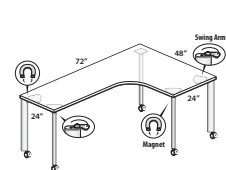
TVTP-LISNR  
Trapezoid



TVBN-LJSNR  
Crescent

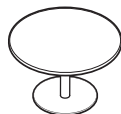


TVCX-LJSNRP  
Corner, Transitional  
Extended

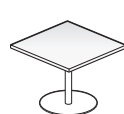


TVCE-LJSNRE  
Corner, Extended

## Master Series — Page 213



XZAM-1S  
Round



XLAS-3030  
XZAS-3030  
Square

## Pip — Page 218



STP-P26-TH  
Personal Laptop Table



S970  
Collaborative Table


# Statement of Line

## Planes Collaborative Tables — Y-Leg Flip-Top/Non-Flip Top — Laminate — Pages 221-225 / Wood — Pages 226-230



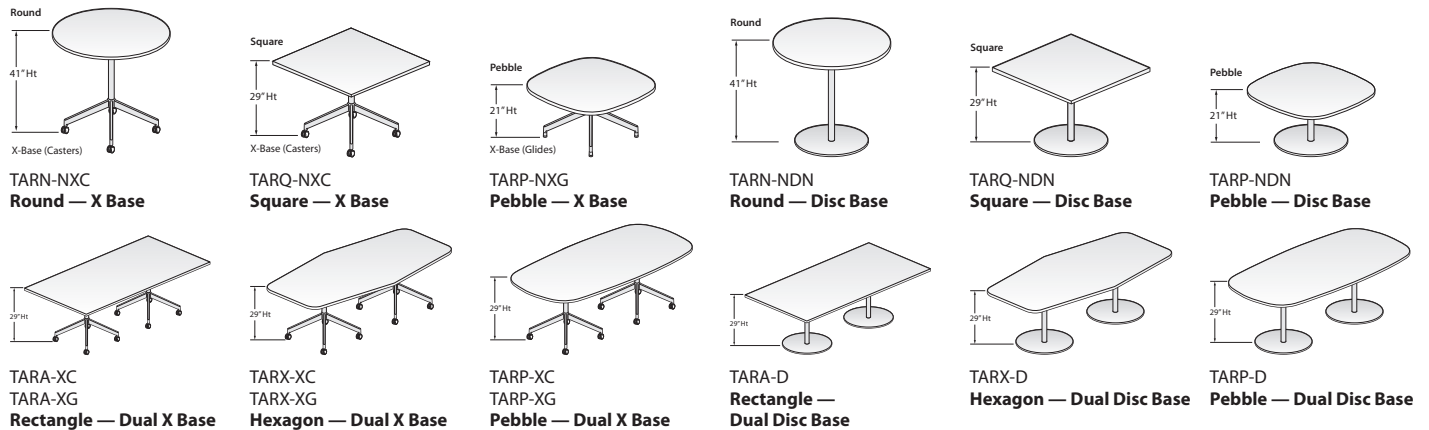
TARA Rectangular      TARP Pebble      TARX Hexagon      TAHN Half Round      TACV Polygon

## Planes Collaborative Tables — Accessories — Pages 231-232



TA01-0212 Vertical Wire Management      TA01-0213 TA01-0214 Y-Leg Bumper      TA01-0222 Ganging Mechanism      TA01-0001 Ganging Clip      TA01-0216 Casters      TA01-0215 Glides

## Planes Table — Pages 234-249

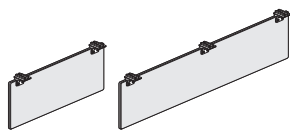


## Planes Training Tables – Laminate — Pages 252-257 / Wood — Pages 258-263



TARA-L TARA-W Rectangular      TABN-L TABN-W Crescent      TATP-L TATP-W Trapezoid      TACV-L TACV-W Polygon      TAPC-L TAPC-W Pie Connector

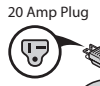
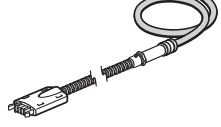
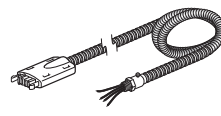
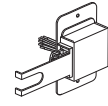
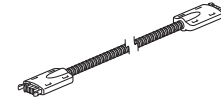
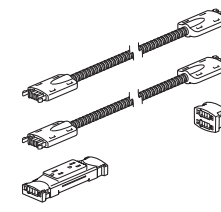
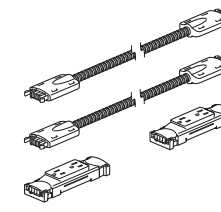
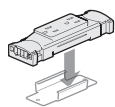
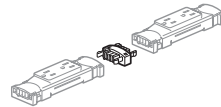
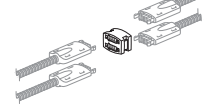
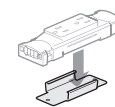
## Planes Training Table Modesty Panels — Pages 264-265



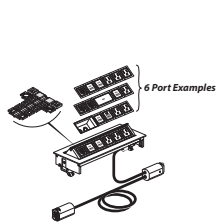
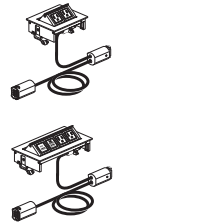
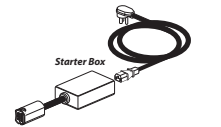
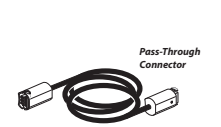
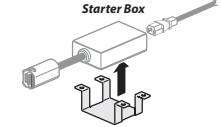
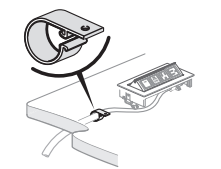
TAOM Modesty Panels

# Statement of Line

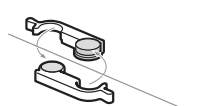

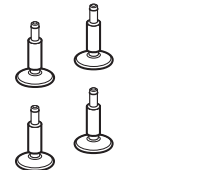
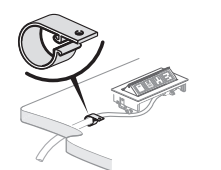


## Planes Training Tables 2-Circuit Modular Power Components — Pages 266-269

  <b>EAEB-2024-2C</b> <b>Single Circuit Corded Base Feed</b> — for use with 2-Circuit, 20 Amp	 <b>EAEB</b> <b>Hardwire Modular Base Feed</b> — 2-Circuit	 <b>EAWP-0004-21</b> <b>Wall Feed</b> — 2-Circuit	 <b>EAEJ</b> <b>Tables Pass-Through Connector</b> — 2-Circuit	 <b>EAEM (One receptacle) Modular Power Kits</b> — 2-Circuit	 <b>EAEM (Two receptacles) Modular Power Kits</b> — 2-Circuit
 <b>EAER</b> <b>Receptacles</b> — 15 Amp 2-Circuit	 <b>EAED-0000-22</b> <b>Receptacle Block Connector</b>	 <b>EAED-0000-24</b> <b>Four-Port Splitter</b>	 <b>TA01-0224</b> <b>Mounting Bracket</b> — Receptacle		

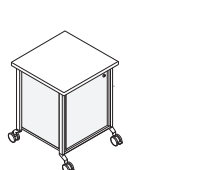
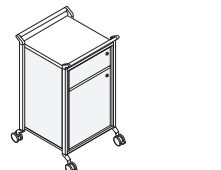

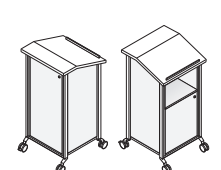
## Planes Training Tables Quick Connect Power – Flip Top Unit Accessories — Pages 270-272

 <b>EUQ1-QS1P</b> <b>6 Port Quick Connect Two</b>	 <b>EUQ1-QS1P</b> <b>2-4 Port Quick Connect Two</b>	 <b>EUQB-0072-1</b> <b>Starter Box</b>	 <b>EUQJ-1</b> <b>Pass-Through Connector</b>	 <b>TA01-0227</b> <b>Starter Box Bracket</b>	 <b>TA01-0225</b> <b>Wire Manager Clips</b>
--	---	--	--	---	---

## Planes Accessories — Pages 274-275

 <b>TA01-0222</b> <b>Ganging Mechanism</b>	 <b>TA01-0216</b> <b>Casters</b>	 <b>TA01-0215</b> <b>Glides</b>	 <b>TA01-0225</b> <b>Wire Manager Clips</b>	 <b>TA01-0228</b> <b>Vertical Wire Manager</b>	 <b>WQAG-PS</b> <b>Grommet</b>
--	---	--	--	--	---

## Planes Carts — Pages 276-279

 <b>GAKF-1919</b> <b>Small Media Laminate</b>	 <b>GAKE-1919</b> <b>Medium Media Laminate</b>	 <b>GAKG-1935</b> <b>Catering Laminate</b>	 <b>GAKD-1919</b> <b>Podium Laminate</b>		
---	---	---	---	--	--



# Statement of Line

## Planes Credenza Bases — Pages 280-285

<p>(19" high) 36" 48" 54" 72" 90" 108"</p> <p><b>GAC1</b> 19"(483mm) High Laminate or Wood</p>	<p>(29" high) 36" 48" 54" 72" 90" 108"</p> <p><b>GAC2</b> 29"(737mm) High with Slider Unit Laminate or Wood</p>	<p>(35" high) 36" 48" 54" 72" 90" 108"</p> <p><b>GAC2</b> 35"(889mm) High with Slider Unit Laminate or Wood</p>	<p>(29" high) 36" 48" 54" 72" 90" 108"</p> <p><b>GAC1</b> 29"(737mm) High Laminate or Wood</p>	<p>(39" high) 36" 48" 54" 72" 90" 108"</p> <p><b>GAC2</b> 39"(991mm) High with Slider Unit Laminate or Wood</p>	<p>(45" high) 36" 48" 54" 72" 90" 108"</p> <p><b>GAC2</b> 45"(1143mm) High with Slider Unit Laminate or Wood</p>
--	---	---	--	---	--

## Planes Credenza Tops — Page 286

<p><b>GACJ</b> Laminate or Wood</p>	<p><b>TA01</b> Grommet</p>
---	--------------------------------

## Planes Conference Tables – Interior Leg — Pages 287-294

<p><b>TARN</b> Round Laminate</p>	<p><b>TARQ</b> Square Laminate</p>	<p><b>TARA</b> Rectangular Laminate</p>	<p><b>TAHN</b> Half Round Laminate</p>	<p><b>TACV</b> Polygon Laminate</p>
<p><b>TARN</b> Round Wood</p>	<p><b>TARQ</b> Square Wood</p>	<p><b>TARA</b> Rectangular Wood</p>	<p><b>TAHN</b> Half Round Wood</p>	<p><b>TACV</b> Polygon Wood</p>

## Planes Conference Tables – One-Piece Top – Interior Leg — Pages 295-306

<p><b>TARA</b> Rectangular Laminate</p>	<p><b>TARP</b> Pebble Laminate</p>	<p><b>TARX</b> Hexagon Laminate</p>	<p><b>TARA</b> Rectangular Wood</p>	<p><b>TARP</b> Pebble Wood</p>	<p><b>TARX</b> Hexagon Wood</p>
---	--	---	---	--	---

# Statement of Line

## Planes Conference Tables – Two-Piece Tops – Interior Leg — Pages 307-318



TARA  
Rectangular  
Laminate



TARP  
Pebble  
Laminate



TARX  
Hexagon  
Laminate



TARA  
Rectangular  
Wood



TARP  
Pebble  
Wood



TARX  
Hexagon  
Wood

## Planes Conference Tables – Three-Piece Tops – Interior Leg — Pages 319-330



TARA  
Rectangular  
Laminate



TARP  
Pebble  
Laminate



TARX  
Hexagon  
Laminate



TARA  
Rectangular  
Wood



TARP  
Pebble  
Wood



TARX  
Hexagon  
Wood

## Planes Conference Tables – Perimeter Leg – Laminate — Pages 331-336



TARQ  
Square  
2\"/>



TARA  
Rectangular  
2\"/>



TARA  
One-Piece Top  
Rectangular  
2\"/>



TARA  
Two-Piece Tops  
Rectangular  
2\"/>

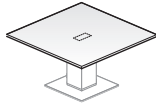


TARA  
Three-Piece Tops  
Rectangular  
2\"/>

## Planes Conference Table Top (for use with Column Base) – Laminate or Wood — Pages 340-352



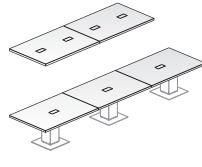
TARN  
Round



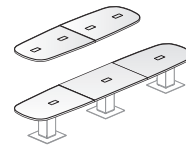
TARQ  
Square



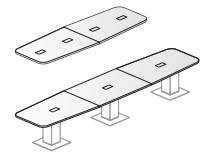
TARP  
Pebble



TARA  
Rectangle

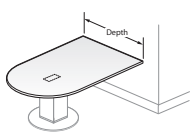


TARP  
Pebble

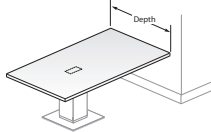


TARX  
Hexagon

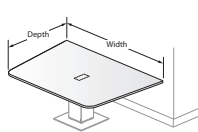
## Planes End Supported Top (for use with Column Base) — Pages 357-362



TARD  
D-Shape Convergent  
Laminate or Wood

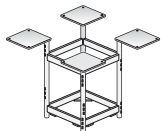


TARU  
Rectangular  
Conference End  
Laminate or Wood

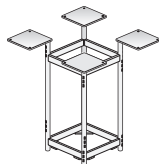


TARY  
Key Conference  
Laminate or Wood

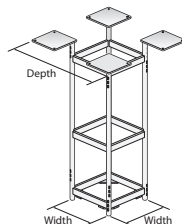
## Planes Conference Tables – Column Base (for use with Conference Table Top and End Supported Top) — Pages 363-367



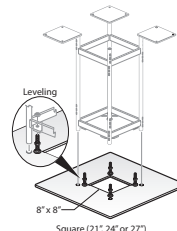
TACB-2  
Column Frame



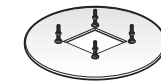
TACB-4  
Column Frame



TACB-7  
Column Frame

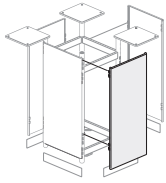


TAPL-S  
Column Base Plate - Square

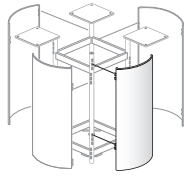


TAPL-R  
Column Base Plate - Round

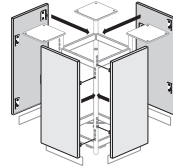
# Statement of Line



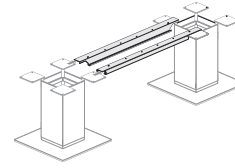
TACC-F2  
Cladding - Flat



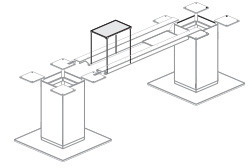
TACC-R2  
Cladding - Round



TACC-F2S, Laminated Cladding  
TACC-F2S  
Cladding - Flat



TAJC  
J-Channel

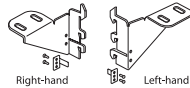


TA01  
J-Channel Tray

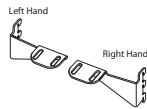
## Planes End Supported Top (for use with Column Base) — Bracket(s) — Page 368



ZUBW-0000-PN  
Wall Mount Bracket(s)

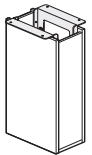


ZZBA-0000-PR  
ZZBA-0000-PL  
Side/Corner Bracket

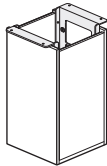


ZZBA-0000-PRF  
ZZBA-0000-PLF  
Side Bracket for use with  
Knife Edge

## Planes Accessories — Page 369



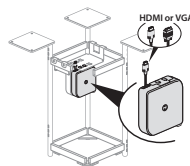
TA01-0814  
Cable Base



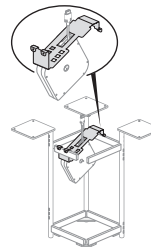
TA01-1414  
Cable Base



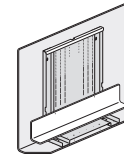
TA01-0217  
Cable Column



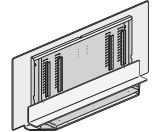
TA01-CR48  
Cable Reel



TA01-CRBK  
Cable Reel Bracket



EWVT-SASD-P  
Table Mount With  
Shroud



EWVT-DCSD-P  
Table Mount With  
Shroud  
Dual  
Monitor

## Planes Electrical Accessories — Page 370

## Electrical Components — Page 371

## PopUp Table — Pages 376-380



TPRA-SNA  
Rectangle  
Laminate or Wood



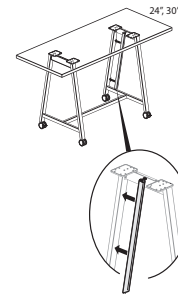
TPRP-SNA  
Oval — Rectangle  
Radius Corner  
Laminate or Wood



TPRT-SNA  
Racetrack  
Laminate or Wood



TPAP  
Accent Plate



TPVW  
Vertical Wire Channel —  
Leg Attached

This page intentionally blank

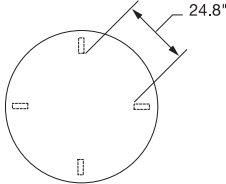


Compose

This page intentionally blank

# Compose Tables — Laminate

**Round — Post Base**



TZRN-LG

Diameter	Number <sup>①</sup>	Laminate A		Laminate B	
		J	F	J	F
48"(1219mm)	TZRN-4848-L SCJG	\$3893.06	\$4406.40	\$3929.68	\$4443.02
60"(1524mm)	TZRN-6060-L SCJG	5667.74	6198.36	5710.84	6241.46

**Features**

- Includes top and four post legs with glides.
- Height adjustable- 26"(660mm)-32"(813mm) in 0.5"(13mm) increments.

**To Order, Specify:**

- 1) Product number, including:

**① Edge Option:**

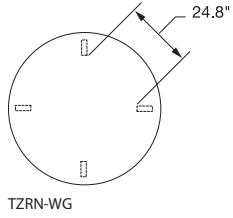
- J** Edgeband
- F** Knife

- 2) Laminate surface color.
- 3) Edge trim color.
- 4) Base trim color.

**Note:** \$26.42 upcharge list for Metallic and accent trim color.

# Compose Tables — Wood

	Diameter	Number <sup>①</sup>	Wood Group A		Wood Group B	
			K	U	K	U
<b>Round — Post Base</b>	48"(1219mm)	TZRN-4848-W SCJG	\$4679.42	\$5202.36	\$5171.20	\$5722.94



**Features**

- Includes top and four post legs with glides.
- Height adjustable- 26"(660mm)-32"(813mm) in 0.5"(13mm) increments.

**To Order, Specify:**

- 1) Product number, including:

**① Edge Option:**

- K** Edgeband
- U** Knife

- 2) Wood finish color.
- 3) Base trim color.

**\*Note:** \$26.42 upcharge list for Metallic and accent trim color.

Cultivate

This page intentionally blank




# Cultivate General Specifications

Tops

**EXAMPLE: Cultivate, Top, 36"X60", Laminate, Edgeband, 1.18" Core, No Cutout.**

**TY**   **RA**   **-**   **36**   **60**   **-**   **L**   **J**   **S**   **N**



**Cutout:**  
 N – None  
 X – Center, Single-Sided 4 outlets  
 Z – Center, Single-Sided 6 outlets  
 M – Center, Double-Sided 8 outlets  
 Q – Center, Double-Sided 12 outlets

**Core Type:**  
 S – 1.18"  
 M – 2"

**Edge:**  
 J – Edgeband (Laminate)  
 K – Edgeband (Wood)

**Top Surface:**  
 L – Laminate  
 W – Wood

**Width:**  
 60 – 60"  
 72 – 72"  
 84 – 84"  
 96 – 96"  
 A8 – 108"  
 CO – 120"

**Depth:**  
 36 – 36"  
 42 – 42"


**Top Shape:**  
 RA – Rectangle

**Platform:**  
 TY – Cultivate

# Cultivate General Specifications

Tops for use with Storage

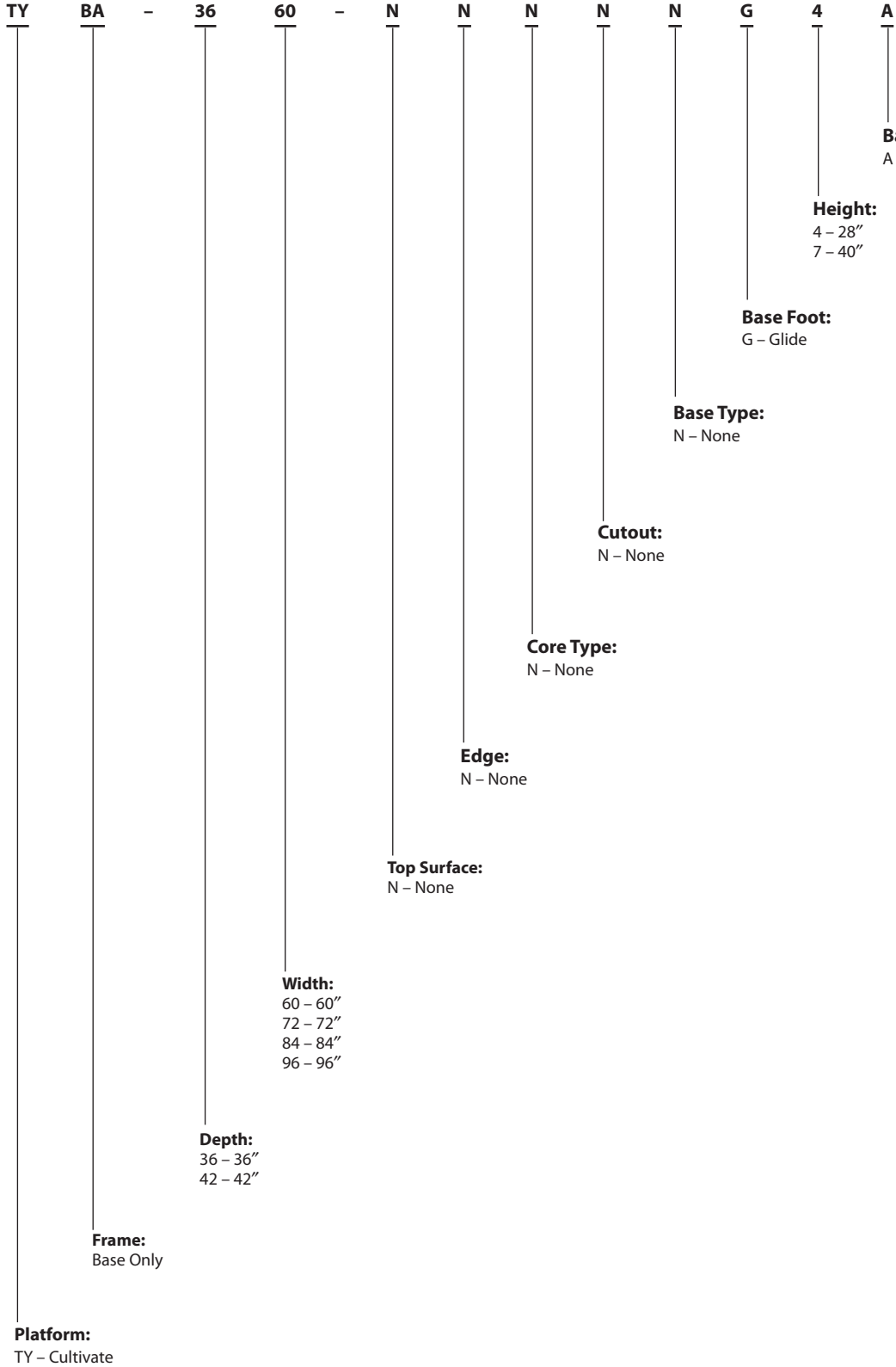
**EXAMPLE: Cultivate, Top, 36"X79", Laminate, Edgeband, 1.18" Core, No Cutout.**



# Cultivate General Specifications

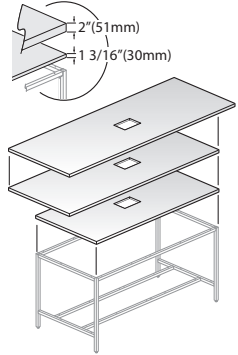
Frames

**EXAMPLE: Cultivate, Base Only, 36"X60", Glides, 28"H, Painted.**



# Cultivate Tops

## Top – No Storage



TYRA-LJSN  
TYRA-WKSN  
TYRA-LJMN  
TYRA-WKMN

## Features

- Includes pre-drilled 1.18”(30mm) or 2”(51mm) thick top.
- Laminate top with 3mm edgeband or wood veneer top with 3mm wood edgeband.

## Specification Tips

- Tops are allowed to overhang the frame width and depth.
- 60”(1524mm), 72”(1829mm), 84”(2134mm) and 96”(2438mm) tops are flush to the frame. 108”(2743mm) and 120”(3048mm) tops will overhang the frame by 12”(305mm) on each side.
- Cutouts are optional. If specified they are factory installed.
- Each cutout requires a separately specified Flush Mount or Flip Top Double-Sided Unit power module.
- All other power options require field modification.
- These top sizes are not dimensioned for use with storage.
- Separately specified:
  - Frame
  - Horizontal and Vertical Wire Management
  - Power and Data Components
  - Accessories

## To Order, Specify:

1) Product number, including:

### ① Surface Option:

- L** Laminate
- W** Wood

### ② Edge Option:

- J** Edgeband (Laminate)
- K** Edgeband (Wood)

### ③ Cutout Option:

- N** No Cutout
- X** Center, Flush Mount Power/4 ports, add **\$45.17** list
- Z** Center, Flush Mount Power/6 ports, add **\$45.17** list
- M** Center, Flip Top Double-Sided/8 ports, add **\$45.17** list
- Q** Center, Flip Top Double-Sided/12 ports, add **\$45.17** list

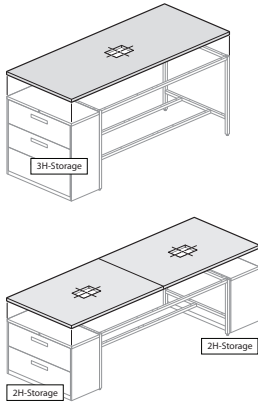
2) Laminate surface color or Wood surface color.

3) Edge trim color (laminate only).

No. of Pieces	Seating Capacity	Depth	Top Width	Pre-drilled for Frame Width	Number ① ② ③	Laminate A	B	Wood Group A	Group B
<b>1.18”(30mm) Thick Top</b>									
1		36”(914mm)	60”(1524mm)	60”(1524mm)	TYRA-3660- ■ ■ S ■	\$ 455.20	\$ 560.99	\$ 875.34	\$ 976.08
1			72”(1829mm)	72”(1829mm)	TYRA-3672- ■ ■ S ■	510.49	620.75	952.62	1067.01
1			84”(2134mm)	84”(2134mm)	TYRA-3684- ■ ■ S ■	565.78	680.51	1029.90	1157.94
1			96”(2438mm)	96”(2438mm)	TYRA-3696- ■ ■ S ■	621.07	740.27	1107.18	1248.87
1			108”(2743mm)	84”(2134mm)	TYRA-36A8- ■ ■ S ■	676.36	800.03	1184.46	1339.80
1			120”(3048mm)	96”(2438mm)	TYRA-36C0- ■ ■ S ■	731.65	859.79	1261.74	1430.73
1		42”(1067mm)	60”(1524mm)	60”(1524mm)	TYRA-4260- ■ ■ S ■	\$ 492.06	\$ 600.83	\$ 926.86	\$ 1036.70
1			72”(1829mm)	72”(1829mm)	TYRA-4272- ■ ■ S ■	565.78	680.51	1029.90	1157.94
1			84”(2134mm)	84”(2134mm)	TYRA-4284- ■ ■ S ■	621.07	740.27	1107.18	1248.87
1			96”(2438mm)	96”(2438mm)	TYRA-4296- ■ ■ S ■	694.79	819.95	1210.22	1370.11
1			108”(2743mm)	84”(2134mm)	TYRA-42A8- ■ ■ S ■	920.27	1049.90	1457.69	1631.23
1			120”(3048mm)	96”(2438mm)	TYRA-42C0- ■ ■ S ■	993.99	1129.58	1560.73	1752.47
<b>2”(51mm) Thick Top</b>									
1		36”(914mm)	60”(1524mm)	60”(1524mm)	TYRA-3660- ■ ■ M ■	\$1022.48	\$1128.27	N/A	N/A
1			72”(1829mm)	72”(1829mm)	TYRA-3672- ■ ■ M ■	1077.77	1188.03	N/A	N/A
1			84”(2134mm)	84”(2134mm)	TYRA-3684- ■ ■ M ■	1133.06	1247.79	N/A	N/A
1			96”(2438mm)	96”(2438mm)	TYRA-3696- ■ ■ M ■	1188.35	1307.55	N/A	N/A
1			108”(2743mm)	84”(2134mm)	TYRA-36A8- ■ ■ M ■	1243.64	1367.31	N/A	N/A
1			120”(3048mm)	96”(2438mm)	TYRA-36C0- ■ ■ M ■	1298.93	1427.07	N/A	N/A
1		42”(1067mm)	60”(1524mm)	60”(1524mm)	TYRA-4260- ■ ■ M ■	\$1059.34	\$1168.11	N/A	N/A
1			72”(1829mm)	72”(1829mm)	TYRA-4272- ■ ■ M ■	1133.06	1247.79	N/A	N/A
1			84”(2134mm)	84”(2134mm)	TYRA-4284- ■ ■ M ■	1188.35	1307.55	N/A	N/A
1			96”(2438mm)	96”(2438mm)	TYRA-4296- ■ ■ M ■	1262.07	1387.23	N/A	N/A
1			108”(2743mm)	84”(2134mm)	TYRA-42A8- ■ ■ M ■	1487.55	1617.18	N/A	N/A
1			120”(3048mm)	96”(2438mm)	TYRA-42C0- ■ ■ M ■	1561.27	1696.86	N/A	N/A

# Cultivate Tops – For use with Storage

## Top - For use with Storage



TYRA-LJSN  
TYRA-WKSN  
TYRA-LJMN  
TYRA-WKMN

## Features

- Includes pre-drilled 1.18”(30mm) or 2”(51mm) thick top. Two-piece top comes with attachment hardware.
- Laminate top with 3mm edgeband or wood veneer top with 3mm wood edgeband.
- Table top seams on two-piece tops:
  - 1.18” (30mm) thick tops have 1mm edgeband seam
  - 2”(51mm) thick tops have a 3mm edgeband seam

## Specification Tips

- Tops are allowed to overhang the frame. See Specification Guide for guidelines.
- Overhang of 19”(483mm) require storage support.
- Cutouts are optional. If specified they are factory installed.
- Each cutout requires a separately specified Flush Mounted or Flip Top Double-Sided Unit power module.
- All other power options require field modification.
- Tops are dimensioned to be used with X Series 18.75”(457mm) depth with 36”(914mm) or 42”(1067mm) width, 2H for seated height. 3H for standing height.
- Storage on 1 side has 19”(483mm) overhang and the other side is flush to frame. Storage on 2 side has 19”(483mm) overhang on each side.
- Separately specified:
  - Frame
  - Storage
  - Horizontal and Vertical Wire Management
  - Power and Data Components
  - Accessories

## To Order, Specify:

1) Product number, including:

### 1 Surface Option:

- L** Laminate
- W** Wood

### 2 Edge Option:

- J** Edgeband (Laminate)
- K** Edgeband (Wood)

### 3 Cutout Option:

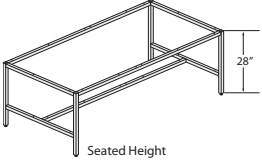
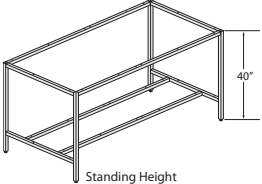
- N** No Cutout
- X** Center, Flush Mount Power/4 ports, add **\$45.17** list
- Z** Center, Flush Mount Power/6 ports, add **\$45.17** list
- M** Center, Flip Top Double-Sided/8 ports, add **\$45.17** list
- Q** Center, Flip Top Double-Sided/12 ports, add **\$45.17** list

2) Laminate surface color or Wood surface color.

3) Edge trim color (laminite only).

No. of Pieces	Seating Capacity	Depth	Top Width	Pre-drilled for Frame Width	Number	1	2	3	Laminate A	B	Wood Group A	Group B
<b>Storage on 1 side</b>		<b>1.18”(30mm) Thick Top</b>										
1		36”(914mm)	79”(2007mm)	60”(1524mm)	TYRA-3679-			S	\$ 547.35	\$ 660.59	\$1004.14	\$1127.63
1			91”(2311mm)	72”(1829mm)	TYRA-3691-			S	602.64	720.35	1081.42	1218.56
1			103”(2616mm)	84”(2134mm)	TYRA-36A3-			S	657.93	780.11	1158.70	1309.49
1			115”(2921mm)	96”(2438mm)	TYRA-36B5-			S	713.22	839.87	1235.98	1400.42
1		42”(1067mm)	79”(2007mm)	60”(1524mm)	TYRA-4279-			S	\$ 602.64	\$ 720.35	\$1081.42	\$1218.56
1			91”(2311mm)	72”(1829mm)	TYRA-4291-			S	676.36	800.03	1184.46	1339.80
1			103”(2616mm)	84”(2134mm)	TYRA-42A3-			S	731.65	859.79	1261.74	1430.73
1			115”(2921mm)	96”(2438mm)	TYRA-42B5-			S	975.56	1109.66	1534.97	1722.16
<b>Storage on 1 side</b>		<b>2”(51mm) Thick Top</b>										
1		36”(914mm)	79”(2007mm)	60”(1524mm)	TYRA-3679-			M	\$1114.63	\$1227.87	N/A	N/A
1			91”(2311mm)	72”(1829mm)	TYRA-3691-			M	1169.92	1287.63	N/A	N/A
1			103”(2616mm)	84”(2134mm)	TYRA-36A3-			M	1225.21	1347.39	N/A	N/A
1			115”(2921mm)	96”(2438mm)	TYRA-36B5-			M	1280.50	1407.15	N/A	N/A
1		42”(1067mm)	79”(2007mm)	60”(1524mm)	TYRA-4279-			M	\$1169.92	\$1287.63	N/A	N/A
1			91”(2311mm)	72”(1829mm)	TYRA-4291-			M	1243.64	1367.31	N/A	N/A
1			103”(2616mm)	84”(2134mm)	TYRA-42A3-			M	1298.93	1427.07	N/A	N/A
1			115”(2921mm)	96”(2438mm)	TYRA-42B5-			M	1542.84	1676.94	N/A	N/A
<b>Storage on 2 sides</b>		<b>1.18”(30mm) Thick Top</b>										
1		36”(914mm)	98”(2489mm)	60”(1524mm)	TYRA-3698-			S	\$ 621.07	\$ 740.27	\$1107.18	\$1248.87
1			110”(2794mm)	72”(1829mm)	TYRA-36B0-			S	676.36	800.03	1184.46	1339.80
2			122”(3099mm)	84”(2134mm)	TYRA-36C2-			S	873.46	1001.60	1403.55	1572.54
2			134”(3404mm)	96”(2438mm)	TYRA-36D4-			S	928.75	1061.36	1480.83	1663.47
1		42”(1067mm)	98”(2489mm)	60”(1524mm)	TYRA-4298-			S	\$ 713.22	\$ 839.87	\$1235.98	\$1400.42
1			110”(2794mm)	72”(1829mm)	TYRA-42B0-			S	938.70	1069.82	1483.45	1661.54
2			122”(3099mm)	84”(2134mm)	TYRA-42C2-			S	1154.23	1291.31	1728.30	1924.59
2			134”(3404mm)	96”(2438mm)	TYRA-42D4-			S	1209.52	1351.07	1805.58	2015.52
<b>Storage on 2 sides</b>		<b>2”(51mm) Thick Top</b>										
1		36”(914mm)	98”(2489mm)	60”(1524mm)	TYRA-3698-			M	\$1188.35	\$1307.55	N/A	N/A
1			110”(2794mm)	72”(1829mm)	TYRA-36B0-			M	1243.64	1367.31	N/A	N/A
2			122”(3099mm)	84”(2134mm)	TYRA-36C2-			M	1717.30	1845.44	N/A	N/A
2			134”(3404mm)	96”(2438mm)	TYRA-36D4-			M	1772.59	1905.20	N/A	N/A
1		42”(1067mm)	98”(2489mm)	60”(1524mm)	TYRA-4298-			M	\$1280.50	\$1407.15	N/A	N/A
1			110”(2794mm)	72”(1829mm)	TYRA-42B0-			M	1505.98	1637.10	N/A	N/A
2			122”(3099mm)	84”(2134mm)	TYRA-42C2-			M	1998.07	2135.15	N/A	N/A
2			134”(3404mm)	96”(2438mm)	TYRA-42D4-			M	2053.36	2194.91	N/A	N/A

# Cultivate Frames

	Height	Depth	Width	Number	Trim A	B
 <p>Seated Height</p>  <p>Standing Height</p> <p>TYBA-NNNNNG4A TYBA-NNNNNG7A</p>	<b>Seated Height</b>					
	28"(711mm)	36"(914mm)	60"(1524mm)	TYBA-3660-NNNNNG4A	\$1791.78	\$1849.61
			72"(1829mm)	TYBA-3672-NNNNNG4A	1895.82	1953.65
			84"(2134mm)	TYBA-3684-NNNNNG4A	1999.86	2057.69
			96"(2438mm)	TYBA-3696-NNNNNG4A	2103.90	2161.73
		42"(1067mm)	60"(1524mm)	TYBA-4260-NNNNNG4A	\$1835.28	\$1893.11
			72"(1829mm)	TYBA-4272-NNNNNG4A	1939.32	1997.15
			84"(2134mm)	TYBA-4284-NNNNNG4A	2043.36	2101.19
			96"(2438mm)	TYBA-4296-NNNNNG4A	2147.40	2205.23
	<b>Standing Height</b>					
	40"(1016mm)	36"(914mm)	60"(1524mm)	TYBA-3660-NNNNNG7A	\$2086.86	\$2144.69
			72"(1829mm)	TYBA-3672-NNNNNG7A	2190.90	2248.73
			84"(2134mm)	TYBA-3684-NNNNNG7A	2294.94	2352.77
			96"(2438mm)	TYBA-3696-NNNNNG7A	2398.98	2456.81
	42"(1067mm)	60"(1524mm)	TYBA-4260-NNNNNG7A	\$2130.36	\$2188.19	
		72"(1829mm)	TYBA-4272-NNNNNG7A	2234.40	2292.23	
		84"(2134mm)	TYBA-4284-NNNNNG7A	2338.44	2396.27	
		96"(2438mm)	TYBA-4296-NNNNNG7A	2442.48	2500.31	

**Features**

- Includes painted metal frame with two fixed-height leg assemblies, foot rail(s), support beam and attachment hardware.
- Seated height frame is standard with one foot rail.
- Standing height frame is standard with two foot rails.
- Glide adjustment 1.18"(30mm).

**To Order, Specify:**

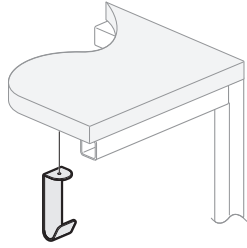
- 1) Product number.
- 2) Frame finish.

**Specification Tips**

- Tops are allowed to overhang the frame. 18"(457mm) maximum overhang per side on width or depth is allowed. See specification Guide for guidelines.
- Separately specified:
  - Top
  - Storage
  - Horizontal and Vertical Wire Management
  - Power and Data Components
  - Accessories
- Structural frame provides a foundation for COM options, contact Tailored Solutions for feasibility.

# Cultivate Bag Hook

	<b>Number</b>	<b>Trim A</b>	<b>B</b>
<b>Bag Hook</b>	KUWH-0202	<b>\$59.92</b>	<b>\$67.80</b>



KUWH-0202

**Features**

- Includes one hook and attachment hardware.
- Hook will swivel if plastic washers are installed.

**Specification Tips**

- Attaches to the bottom of the 1.18”(30mm) and 2”(51mm) thick top.
- Weight Limit 50 lbs max.

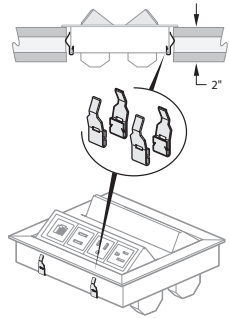
**To Order, Specify:**

- 1) Product number.
- 2) Trim color.



# Cultivate Power Module Clips and Brackets

	Width	Height	Number	Price
<b>Mounting Clip for Flip Top Unit</b>	0.5"(1mm)	2"(51mm)	EUMC-0201	\$161.68



EUMC-0201  
Class YA – GSA: Open Market

- Features**
- Includes twelve brackets.
  - For mounting Flip Top Unit in 2"(51mm) hollow core top.
  - Four brackets required per Flip Top Unit.

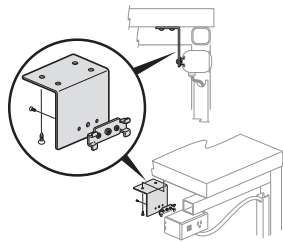
**To Order, Specify:**

- 1) Product number.  
(No finish specification required.)

**Specification Tip**

- Required for Flip Top Unit on the 2"(51mm) core worksurface.

	Height	Width	Length	Description	Number	Price
<b>Mounting Bracket for Enhanced Power Modules</b>	1.75"(44mm)	2"(51mm)	3.38"(86mm)	Black Bracket	EUDB-0000-BB	\$89.96
				White Bracket	EUDB-0000-BW	\$89.96



EUDB-0000  
Class YA – GSA: Open Market

- Features**
- Includes bracket and mounting hardware.
  - For use with 3, 4 or 6 port Enhanced Power Modules or 2, 3, 4 and 5 port Seamless Enhanced Power Modules.
  - Available in black or white.
  - Mounts to the bottom of worksurface placing face of an Enhanced Power Module below perimeter tubing.

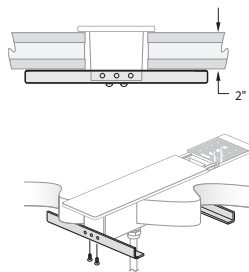
**To Order, Specify:**

- 1) Product number.  
(No finish specification required.)

**Specification Tips**

- Specify Enhanced Power Module separately.
- Requires field installation.
- Application may require approval of local authority having jurisdiction (AHJ); ensure compliance before placing orders and installation.

	Width	Height	Number	Price
<b>Flush Mount Power Module with Sliding Door Mounting Bracket for 2"(51mm) tops</b>	.05"(1mm)	6"(152mm)	EWWW-0601-P	\$54.64



EWWW-0601  
Class TK – GSA: Open Market

- Feature**
- Includes two painted steel brackets and hardware for Flush Mount Power Module with Sliding Door to 2"(51mm) thick top.

**To Order, Specify:**

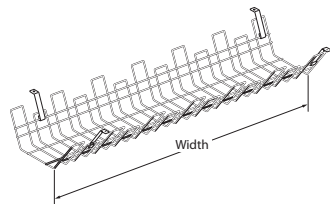
- 1) Product number.  
(No finish specification required.)

**Specification Tips**

- Required for Flush Mount Power Module with Sliding Door installation on the 2"(51mm) core worksurface.
- Reference Accessories book for compatible components.

## Cultivate Wire Management

	Width	Number	Price
<b>Wire Management Basket</b>	18"(457mm)	TAWB-0918	<b>\$180.24</b>
	24"(610mm)	TAWB-0924	<b>189.28</b>
	36"(914mm)	TAWB-0936	<b>207.29</b>



TAWB  
Class TA – GSA: Open Market

**Features**

- Includes one basket, four brackets and attachment hardware.
- Standard in black.
- Basket is 8.5"(203mm) deep x 3.5"(76mm) high. With mounting hardware overall height is 4.94"(102mm) and depth is 10.82"(254mm).
- Accessible from both sides.
- Basket detaches without tools.

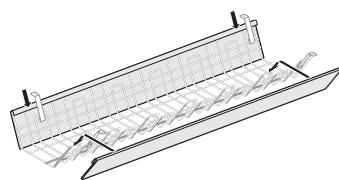
**To Order, Specify:**

- 1) Product number.  
(No finish specification required.)

**Specification Tips**

- Verify mounting clearance with table understructure.
- Separately specify covers.

	Width	Number	Price
<b>Basket Cover</b>	18"(457mm)	TABC-0918	<b>\$ 49.78</b>
	24"(610mm)	TABC-0924	<b>66.83</b>
	36"(914mm)	TABC-0936	<b>100.81</b>



TABC (Two covers shown)  
Class TA – GSA: Open Market

**Feature**

- Includes one painted cover.

**To Order, Specify:**

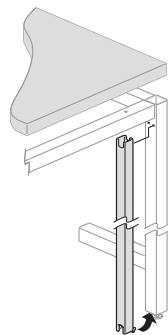
- 1) Product number.
- 2) Trim color.

**Specification Tips**

- Designed to be used with wire management basket. Up to two can be installed.
- Order to match wire management basket width.

**Note: \$15.79** upcharge list for Metallic and Accent trim colors.

<b>Vertical Wire Channel - Leg Attached</b>	For Use With	Height	Width	Number	Trim	
					A	B
	28" Frame	25.7"(635mm)	1.17"(25mm)	TYVW-2601-P	<b>\$109.38</b>	<b>\$115.83</b>
	40" Frame	37.7"(940mm)	1.17"(25mm)	TYVW-3801-P	<b>115.03</b>	<b>124.43</b>



TYVW  
Class CL – GSA: Open Market

**Feature**

- Includes wire manager and attachment screws.

**To Order, Specify:**

- 1) Product number.
- 2) Trim color.

**Specification Tips**

- Order correct model for table height.
- Add additional Vertical Wire Channels if cord number exceeds three cords.
- Accommodates 2-3 cords/cables (depending on cable diameter) or one 0.5"(13mm) Flexible Conduit.

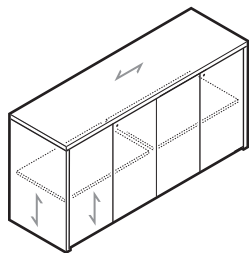
This page intentionally blank

Executive

This page intentionally blank

# Executive Conference Buffet

	Height	Depth	Width	Number	①	②	③	Wood Group B	D
<b>Conference Buffet — Wood</b>	36.38"(924mm)	22"(559mm)	72"(1829mm)	TECB-2272-W	S	G6		\$15679.11	\$17310.37



TECB

Note: ↘ = Wood Grain Direction

### Features

- Includes wood veneer top with storage.
- 1.5"(38mm) thick wood veneer top with choice of four profile edges: –Square (1), Bevel (2), Chamfer (3) or Radius (4) on three edges with square edge on back.
- Matched veneer across doors.
- Single panel construction with four touch latch doors with concealed hinges.
- Includes two adjustable shelves with 1.25"(32mm) adjustment range.
- Optional Locks are available in black or chrome.
- Lock plug(s) and key(s) are shipped with random numbering unless they are specified "keyed-alike" or "master-keyed".
- Center Drawer available; separately specified.
- Glides provide 1"(25mm) adjustment range.
- Shipped assembled.

### To Order, Specify:

1) Product number, including:

#### ① Edge Option:

- 1 Square
- 2 Bevel
- 3 Chamfer
- 4 Radius

#### ② Lock Option:

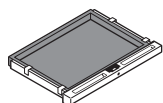
- L Lock, add \$222.23 list
- N No Lock

#### ③ Lock Color Option:

- BL Black
- BP Chrome

2) Wood finish color.

### Center Drawer



UXCD-N

	Height	Depth	Width	Number	①	Wood Group B
	1.88"(48mm)	17.5"(445mm)	24"(610mm)	UXCD-1824-		\$642.41

### Features

- Includes center drawer and attachment hardware.
- Hardwood front rail with routed pencil channels.
- Drawer body in black miterfold.
- Optional lock available in black or chrome.
- Lock options; refer to Accessories Price List.
- Field installation required.

### To Order, Specify:

1) Product number, including:

#### ① Lock Option:

- L Lock, add \$88.46 list
- N No Lock

2) Wood finish color (Group B veneer only).

3) Trim color for lock plug.

### Specification Tip

- For use within Conference Buffet.

# Executive Wood Tables Specifications

## Construction Features

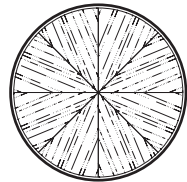
- One piece tops (36"-120"[914mm-3048mm] widths) are constructed with 1.5"(38mm) fiber board substrate with solid wood segmented edges.
- Two piece tops (132"-240"[3353mm-6096mm] widths) are constructed with 1.5"(38mm) fiber board substrate with solid wood segmented edges and tight joint fasteners. The tops are field joint built to go together.
- All base heights are 28"(711mm).
- All finished table heights are 29.5"(749mm).
- Solid wood edges are constructed of the same species as the veneer specified on the tops and are applied to tops in segments.
- 2.75"(70mm) thick edges (Bullnose Smooth and Bullnose Notched) are build-up construction with mitered corners; 1.5"(38mm) thick edges are solid core construction with butt joint corners. Refer to Edge Details.
- Dimensions are actual, however the tables are natural wood and dimensional variance is  $\pm .25"$ (6mm) per top.

## Wood/Finish Features

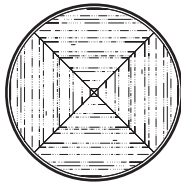
- All exposed veneers are plain-sliced and book-and center-matched (excludes patterns). Veneer for patterns is Quarter Cut.
- Executive Wood Tables feature AWI (Architectural Woodwork Institute) Grade AA tops. They are finished with a hand-applied, water-based finish. Refer to Finish Matrix.
- Executive Wood Tables are designed for non-dining applications; it is highly recommended that a protective accessory be used on table tops when possible.

## Pattern and Border Options

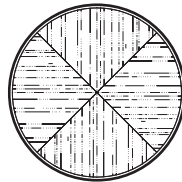
- Diamond (R) or Reverse Diamond (V) pattern options are available on Round tops only and Box (R) or Reverse Box (V) pattern options are available on Square tops only.
- Sunburst (B) pattern option is available on Round tops only.
- Border (O) with inlay option is available on all tops.



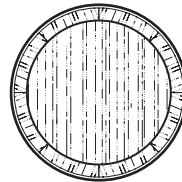
Option B  
Sunburst



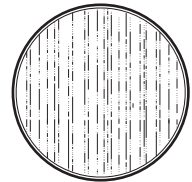
Option R  
Diamond



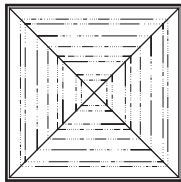
Option V  
Reverse Diamond



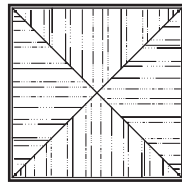
Option O  
Border Inlay



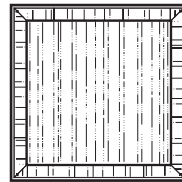
Option N  
None



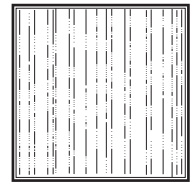
Option R  
Box



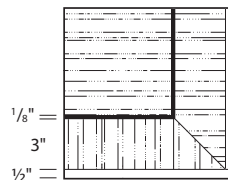
Option V  
Reverse Box



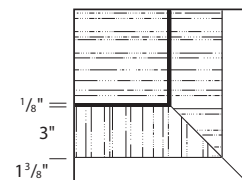
Option O  
Border Inlay



Option N  
None

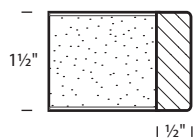


1.5"(38mm) edge and Border with Inlay Option (O) and butt joint corner construction.

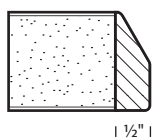


2.75"(70mm) edge and Border with Inlay Option (O) and mitered corner construction.

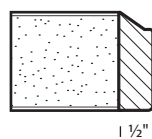
## Edge Detail



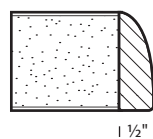
Square (1)



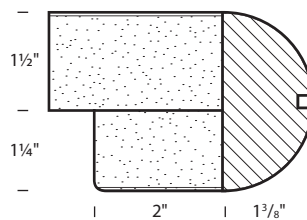
Bevel (2)



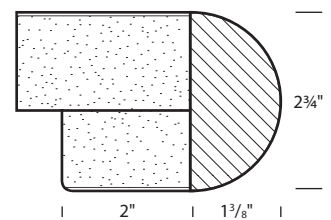
Chamfer (3)



Radius (4)



Bullnose Notched (5)



Bullnose Smooth (6)



## Executive Wood Tables Specifications

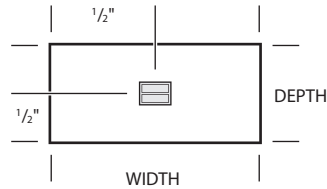
### Flip Top Unit Cutout Locations

One-piece tables are available with a single centered cutout option. If a centered flip top unit cutout is specified, the cutout is located at half the length and half the depth of the table top.

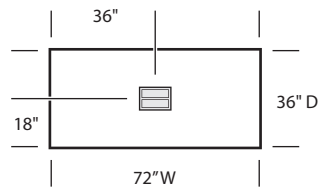
Two-piece tables are available with a dual left and right cutout option, which is located at half the depth and one-third the length from both ends. The cutout is sized for a dual-sided flip top unit, which is specified separately.

Each cutout is for one 12-port Double-Sided Flip Top Unit.

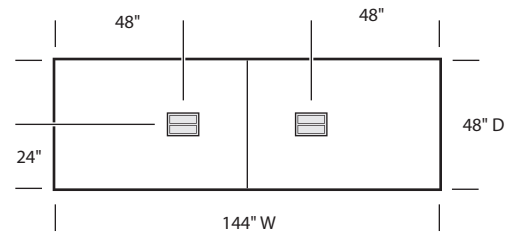
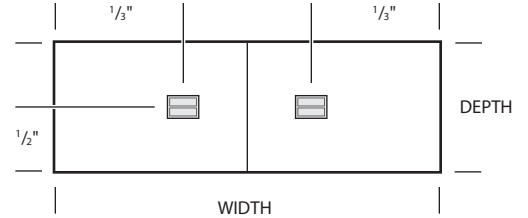
#### Tables: Centered Cutout



#### Examples:



#### Tables: Left/Right Cutout



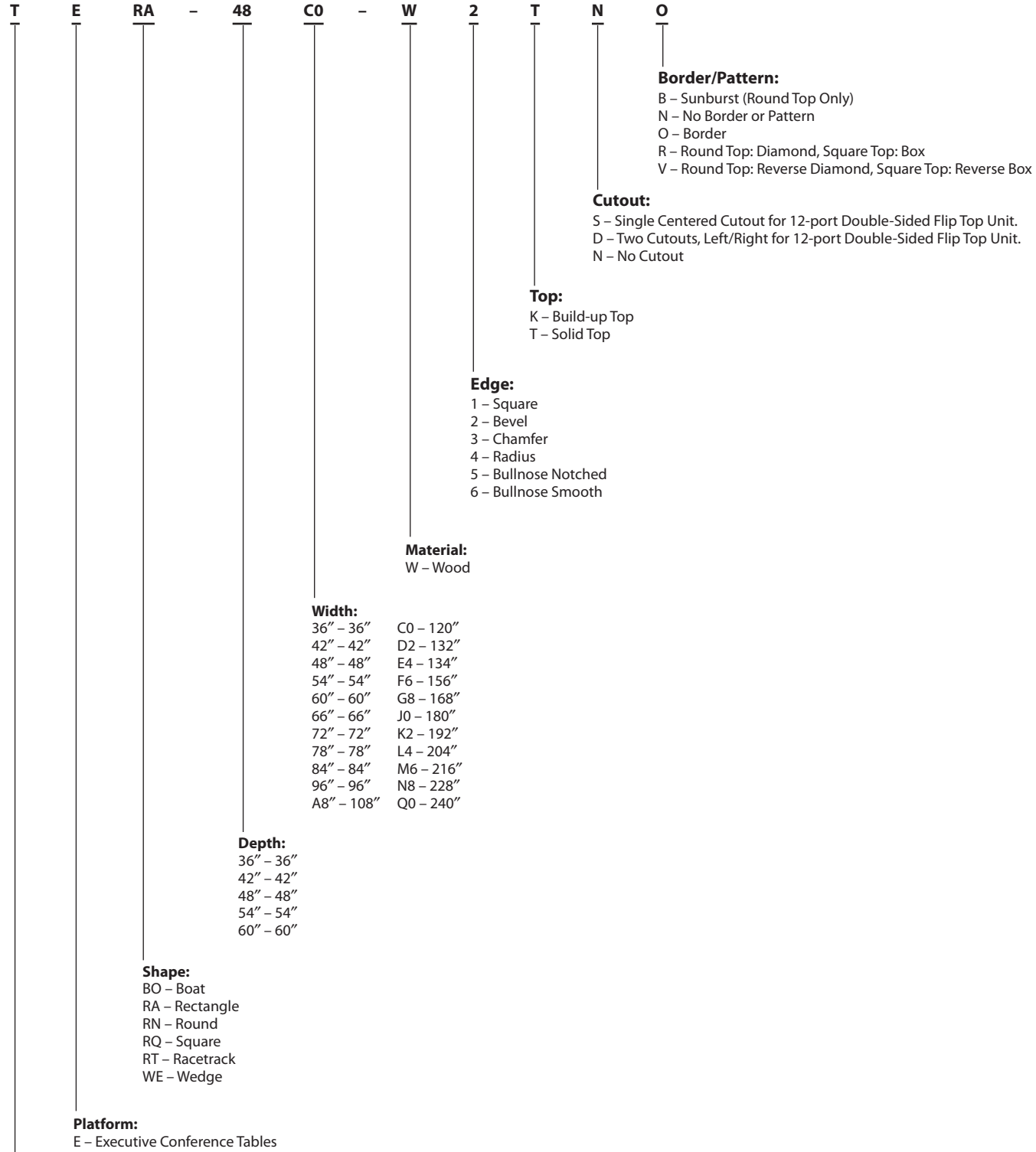
### Steps to Specify an Executive Wood Table

- (1) Top
  - Shape
  - Size
  - Edge Option
  - Cutout Option for Flip Top Unit
  - Pattern or Border Option
  - Finish Option
- (2) Base Type
  - Access Door Option
  - Finish for Wood or Trim Color for Metal
- (3) Power
  - Flip Top Unit (separately specified)

On site measurements should be taken to ensure there is adequate room in elevators and/or hallway conditions to accommodate the table size.

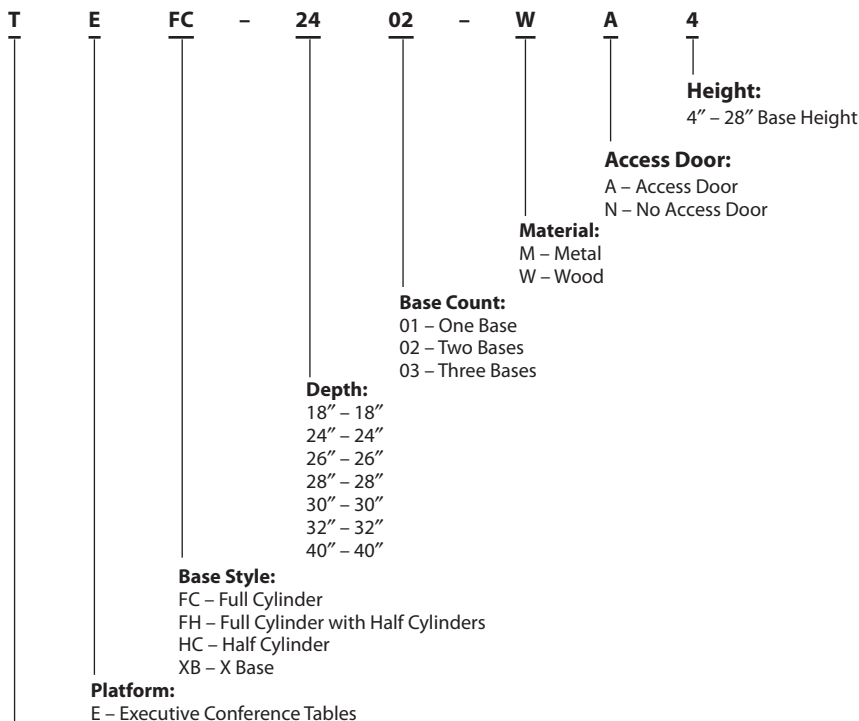
# Executive Wood Tables Catalog Logic

## Executive Wood Table Tops



# Executive Wood Tables Catalog Logic

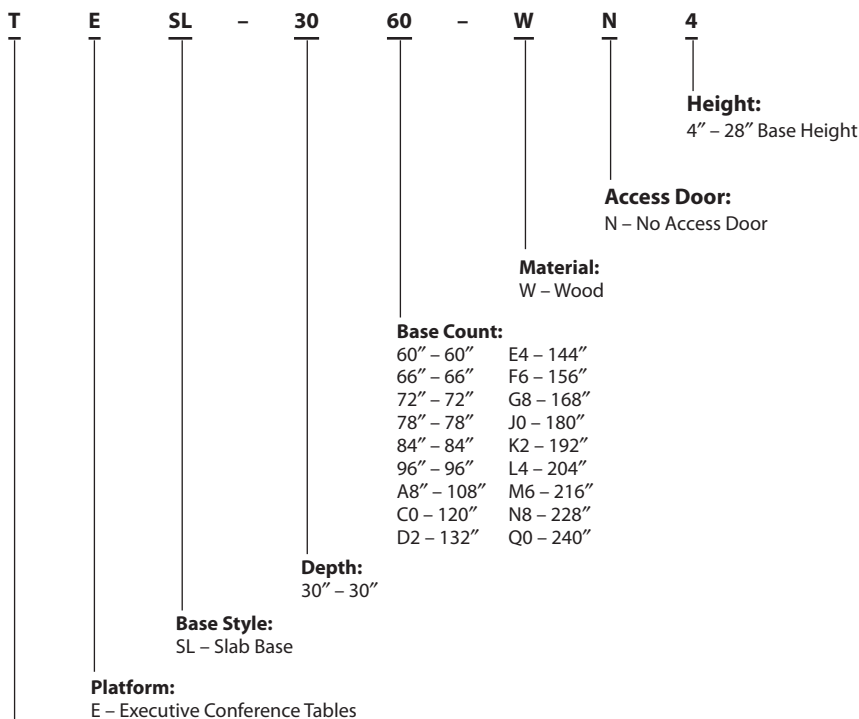
## 'Half Cylinder, Full Cylinder, and X Bases



**Product Type:**

T – Tables

## Slab Base

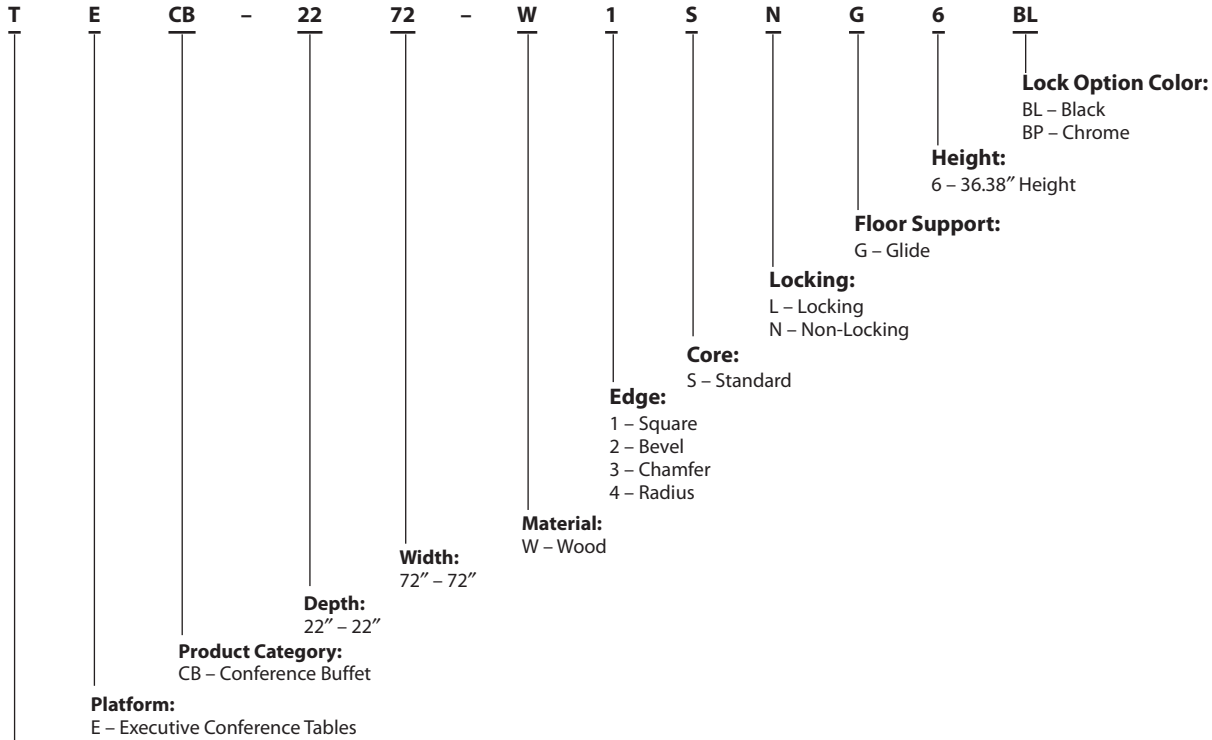


**Product Type:**

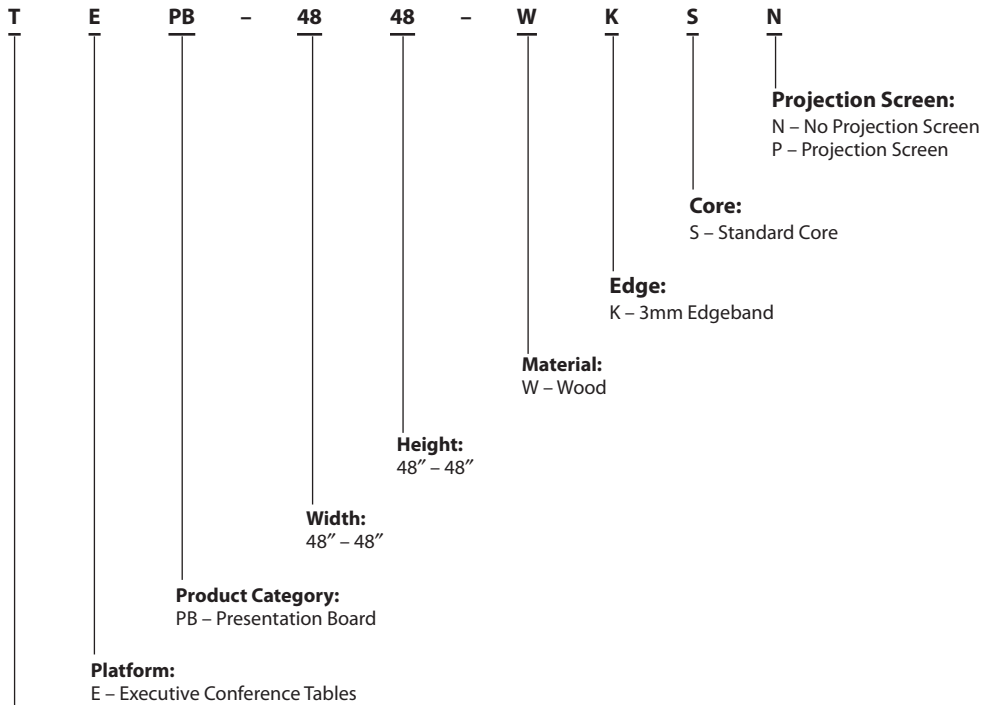
T – Tables

# Executive Wood Tables Catalog Logic

## Conference Buffet

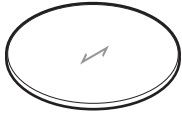


## Presentation Board



**Product Type:**  
T – Tables

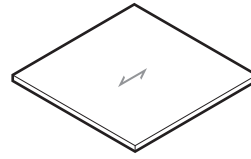
# Executive Wood Tables Statement of Line



### Round Table Dimensions

Depth Width

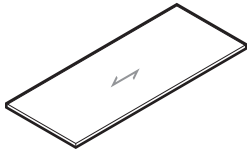
	36"	42"	48"	54"	60"
36"	X				
42"		X			
48"			X		
54"				X	
60"					X



### Square Table Dimensions

Depth Width

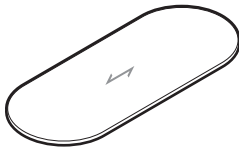
	36"	42"	48"	54"	60"
36"	X				
42"		X			
48"			X		
54"				X	
60"					X



### Rectangle Table Dimensions

Depth Width

	60"	66"	72"	78"	84"	96"	108"	120"	132"	144"	156"	168"	180"	192"	204"	216"	228"	240"
36"	X	X	X	X	X													
42"				X	X	X	X	X	X	X	X	X	X	X	X	X	X	X
48"					X	X	X	X	X	X	X	X	X	X	X	X	X	X
54"							X	X	X	X	X	X	X	X	X	X	X	X
60"							X	X	X	X	X	X	X	X	X	X	X	X



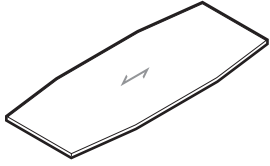
### Racetrack Table Dimensions

Depth Width

	60"	66"	72"	78"	84"	96"	108"	120"	132"	144"	156"	168"	180"	192"	204"	216"	228"	240"
36"	X	X	X	X	X													
42"				X	X	X	X	X										
48"					X	X	X	X	X	X	X	X	X	X	X	X	X	X
54"							X	X	X	X	X	X	X	X	X	X	X	X
60"							X	X	X	X	X	X	X	X	X	X	X	X

Note: ↗ = Wood Grain Direction

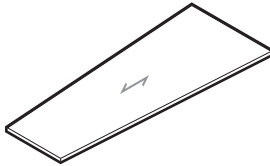
## Executive Wood Tables Statement of Line



### Boat Table Dimensions

Depth Width

	60"	66"	72"	78"	84"	96"	108"	120"	132"	144"	156"	168"	180"	192"	204"	216"	228"	240"
36"	X	X	X	X	X													
42"				X	X	X	X	X										
48"					X	X	X	X	X	X	X	X	X	X	X	X	X	X
54"							X	X	X	X	X	X	X	X	X	X	X	X
60"							X	X	X	X	X	X	X	X	X	X	X	X



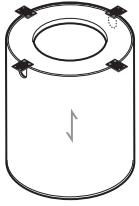
### Wedge Table Dimensions

Depth

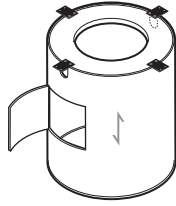
	84"	96"	108"	120"	132"	144"	156"	168"	180"	192"	204"	216"	228"	240"
48"	X	X	X	X	X	X	X	X	X	X	X	X	X	X
54"			X	X	X	X	X	X	X	X	X	X	X	X
60"			X	X	X	X	X	X	X	X	X	X	X	X

Note: ↕ = Wood Grain Direction

# Executive Wood Tables Statement of Line



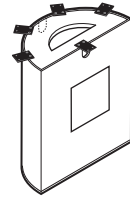
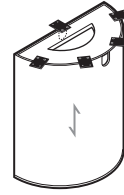
**Full Cylinder**  
18", 24", 30" Diameter



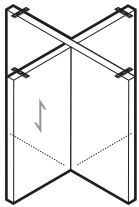
**Full Cylinder with Optional Access Door**



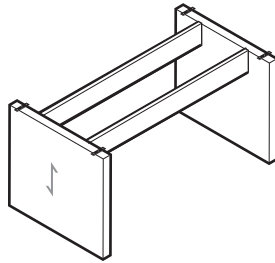
**Half Cylinder**  
18", 24", 30"



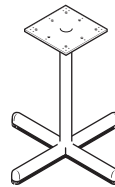
**Half Cylinder with Optional Access Door**



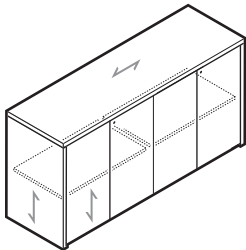
**X Base**  
1.25" Thick  
26", 32" Lengths



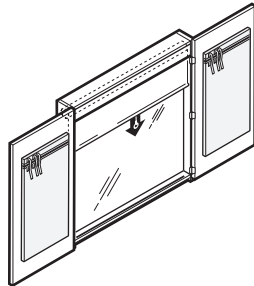
**Slab Base**  
2" Thick  
30" Long



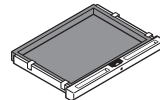
**Metal X Base**  
28", 40"




**Conference Buffet**



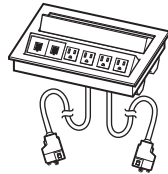
**Presentation Board**



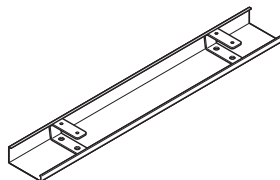
**Center Drawer**



**Flip Top Units**



**Vertical Manager — Vertical**



**Wire Manager — Horizontal**

Note: ↴ = Wood Grain Direction

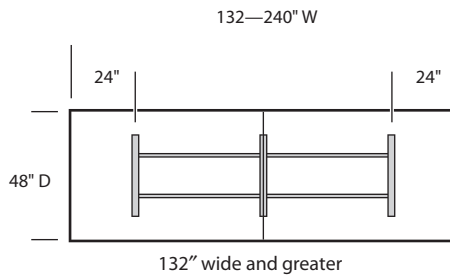
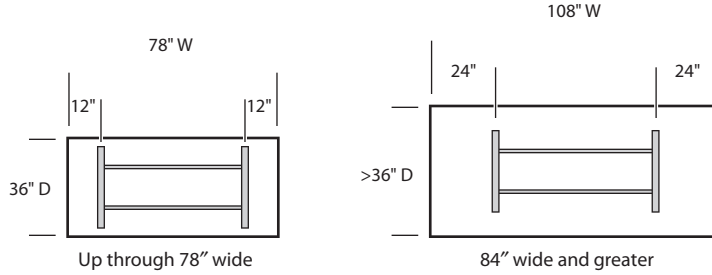


# Executive Wood Tables Base Placement

## Base Placement

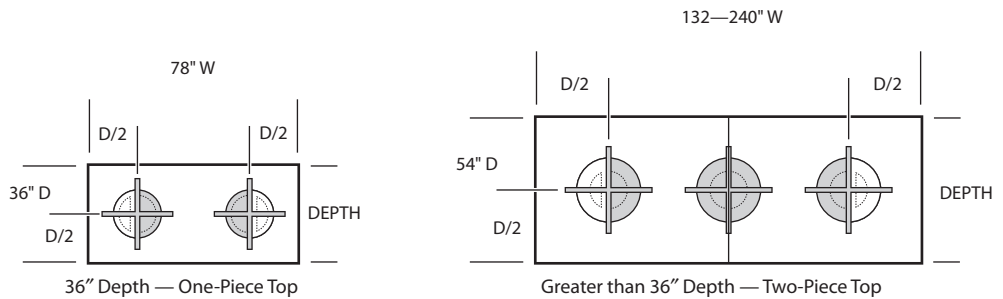
### Slab Base

- 60"-78"(1524mm-1981mm) wide top base placement spacing is 12"(305mm) from ends.
- Greater than 78"(1981mm) wide top base placement spacing is 24"(610mm) from ends.
- Keel between slab base panels is 6"(152mm) tall and inset 7"(178mm) from the edge of the panels.



### Cylinder, Half Cylinder and X Base

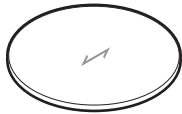
- $\frac{\text{Top depth} = \text{base inset}}{2}$



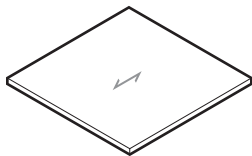
## Executive Wood Tables

Size	Number	① ② ③			Wood Group		Pattern/Border Upcharges		Reverse Diamond/ Reverse Box (V)	Border (O)
		B	D		B	D	(B)	(R)		
<b>1.5" (38mm) Edge — Round</b>										
36" (914mm)	TERN-3636-W	T			\$ 3281.02	\$ 3849.12	\$1306.35	\$ 993.15	\$ 993.15	\$2988.35
42" (1067mm)	TERN-4242-W	T			3814.32	4549.93	1778.17	1347.99	1347.99	3359.04
48" (1219mm)	TERN-4848-W	T			4423.02	5349.88	2331.24	1762.30	1762.30	3729.77
54" (1372mm)	TERN-5454-W	T			5107.12	6248.97	3770.40	2214.19	2224.19	4100.50
60" (1524mm)	TERN-6060-W	T			5866.62	7247.20	4646.60	2745.55	2745.55	4462.18
<b>2.75" (70mm) Edge</b>										
36" (914mm)	TERN-3636-W	K			\$ 7268.38	\$ 7820.64	\$1306.35	\$ 993.15	\$ 993.15	\$2988.35
42" (1067mm)	TERN-4242-W	K			8466.24	9183.37	1778.17	1347.99	1347.99	3359.04
48" (1219mm)	TERN-4848-W	K			12316.53	13222.27	2331.24	1762.30	1762.30	3729.77
54" (1372mm)	TERN-5454-W	K			13665.19	14783.28	3770.40	2224.19	2224.19	4100.50
60" (1524mm)	TERN-6060-W	K			15089.25	16443.43	4646.60	2745.55	2745.55	4462.18
<b>1.5" (38mm) Edge — Square</b>										
36" x 36" (914mm x 914mm)	TERQ-3636-W	T			\$ 2816.22	\$ 2941.10	N/A	\$ 993.15	\$ 993.15	\$2988.35
42" x 42" (1067mm x 1067mm)	TERQ-4242-W	T			3378.47	3632.31	N/A	1347.99	1347.99	3359.04
48" x 48" (1219mm x 1219mm)	TERQ-4848-W	T			4020.02	4422.66	N/A	1762.30	1762.30	3729.77
54" x 54" (1372mm x 1372mm)	TERQ-5454-W	T			4740.87	5312.15	N/A	2224.19	2224.19	4100.50
60" x 60" (1524mm x 1524mm)	TERQ-6060-W	T			5541.02	6300.78	N/A	2745.55	2745.55	4462.18
<b>2.75" (70mm) Edge</b>										
36" x 36" (914mm x 914mm)	TERQ-3636-W	K			\$ 4377.14	\$ 4791.46	N/A	\$ 993.15	\$ 993.15	\$2988.35
42" x 42" (1067mm x 1067mm)	TERQ-4242-W	K			4975.87	5567.39	N/A	1347.99	1347.99	3359.04
48" x 48" (1219mm x 1219mm)	TERQ-4848-W	K			7537.13	8325.69	N/A	1762.30	1762.30	3729.77
54" x 54" (1372mm x 1372mm)	TERQ-5454-W	K			8294.46	9299.90	N/A	2224.19	2224.19	4100.50
60" x 60" (1524mm x 1524mm)	TERQ-6060-W	K			9131.09	10373.25	N/A	2745.55	2745.55	4462.18

## Round/Square



TERN



TERQ

Note: ↙ = Wood Grain Direction

## Features

- Includes one piece, round or square, wood veneer top with solid wood edge:
  - 1.5" (38mm) Edge: Square (1), Bevel (2), Chamfer (3) or Radius (4).
  - 2.75" (70mm) Edge: Bullnose Notched (5) or Bullnose Smooth (6).
- Flip Top Unit Cutout Option available with Full Cylinder Base only (Flip Top Units separately specified).
- Diamond on Round or Box on Square (R) and Reverse Diamond on Round or Reverse Box on Square (V) pattern options are available.
- Sunburst (B) pattern option is available on round tops only.
- Border (O) option has black 0.125" (3mm) thick inlay.
- Base Kits are specified separately.
- Base kits include Full Cylinder, Metal X Base and Wood X Base.
- Finished table height with base is 29.5" (749mm).
- S Cutout - Each cutout is for one 12-port Double-Sided Flip Top Unit.

## To Order, Specify:

- 1) Product number, including:

## ① Edge Option:

- 1 1.5" Square
- 2 1.5" Bevel
- 3 1.5" Chamfer
- 4 1.5" Radius
- 5 2.75" Bullnose Notched
- 6 2.75" Bullnose Smooth

## ② Flip Top Unit Cutout:

- S Single Centered, add \$388.69 list
- N None

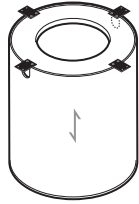
## ③ Pattern/Border Options: Upcharges (list)

- B Sunburst (Round Only)
- R Diamond/Box
- V Reverse Diamond/Reverse Box
- O Border
- N None

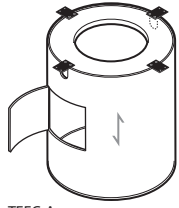
- 2) Wood surface finish.

# Executive Wood Tables

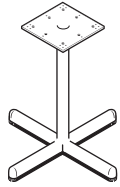
Size	Base Qty/Size	Number ①	Price	Wood Group B	D
<b>Base Kits — Round/Square Wood Tables</b>					
<b>Full Cylinder Base Kit</b>					
36"(914mm)	1-18"(457mm)	TEFC-1801-W 4		<b>\$2686.29</b>	<b>\$3547.96</b>
42"-54"(1067mm-1372mm)	1-24"(610mm)	TEFC-2401-W 4		<b>2719.17</b>	<b>3591.35</b>
60"(1524mm)	1-30"(762mm)	TEFC-3001-W 4		<b>3015.11</b>	<b>3982.21</b>
<b>Metal X Base Kit</b>					
36"-42"(914mm-1067mm)	1-28"(711mm)	TEXB-2801-MN4	<b>\$628.38</b>		
48"(1219mm)	1-40"(1016mm)	TEXB-4001-MN4	<b>731.47</b>		
<b>Wood X Base Kit</b>					
36"-42"(914mm-1067mm)	1-26"(660mm)	TEXB-2601-WN4		<b>\$2531.43</b>	<b>\$3343.44</b>
48"-60"(1219mm-1524mm)	1-32"(813mm)	TEXB-3201-WN4		<b>2660.29</b>	<b>3513.60</b>



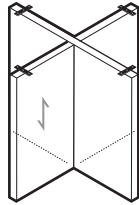
TEFC



TEFC-A



TEXB-M



TEXB-W

Note: ↗ = Wood Grain Direction

**Features**

- Each kit includes one 28"(711mm) high base with attachment hardware:
  - Full Cylinder Base: Wood veneer over wood base; available with optional Access Door for power access.
  - Full Cylinder Base has cord access cutout.
  - Each Full Cylinder base includes weight for stability.
- Wood X Base: Two 26"(660mm) or 32"(813mm) deep, 1.25"(32mm) thick wood veneer slabs.
- X Base: two 30"(762mm) deep, 1.25"(32mm) thick wood veneer slabs.
- Metal X Base available in trim colors.
- Glide adjustment of 1"(25mm) on all bases.
- Cylinders ship assembled; X Bases require field assembly.

**To Order, Specify:**

- 1) Product number, including:

① **Access Hatch Option:**

- A** Access Door, add **\$765.85** list
- N** No Access Door

- 2) Wood surface finish.

**X Base – Wood**

- 1) Product number.
- 2) Wood surface finish.

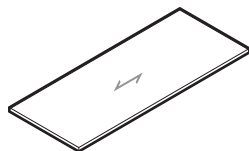
**X Base – Metal**

- 1) Product number
- 2) Trim colors.

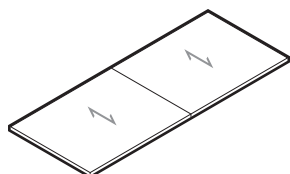
**Note:** **\$27.73** upcharge (list) for Metallic or accent trim colors.

# Executive Wood Tables

## Rectangular



TERA  
(60"-120")



TERA  
(132"-240"  
[3353mm-6096mm])

Note: ↘ = Wood Grain Direction

## Features

- Includes one piece (60"-120"[1524mm-3048mm] wide) or two piece (132"-240"[3353mm-6096mm] wide) Rectangular shaped wood veneer top with solid wood edge:
  - 1.5"(38mm) Edge: Square (1), Bevel (2), Chamfer (3) or Radius (4).
  - 2.75"(70mm) Edge: Bullnose Notched (5) or Bullnose Smooth (6).
- Border (O) option has black 0.125"(3mm) thick inlay.
- Base Kits are specified separately.
- Base kits include Full Cylinder, Half Cylinder, Full/Half Cylinder, Wood X Base and Wood Slab Base.
- Flip Top Unit Cutout Options available for separately specified Flip Top Unit(s) on tops greater than 36"(914mm) deep:
  - One centered cutout (S) (84"-120"[2134mm-3048mm] wide tops).
  - Two left/right cutouts (D) (132"-240"[3353mm-6096mm] wide tops).
  - Cutouts are centered between bases.

**Note:** On site measurements should be taken to ensure there is adequate room in elevators and/or hallway conditions to accommodate the top sizes.

**Cutout options:** S - One 12-port Double-Sided Flip Top Unit  
D - Two 12-port Double-Sided Flip Top Units

## To Order, Specify:

1) Product number, including:

### 1 Edge Option:

- 1 1.5" Square
- 2 1.5" Bevel
- 3 1.5" Chamfer
- 4 1.5" Radius
- 5 2.75" Bullnose Notched
- 6 2.75" Bullnose Smooth

### 2 Flip Top Unit Cutout:

- S Single Centered (84"-120"[2134mm-3048mm] Widths), add **\$388.69** list
- D Two Left/Right (132"-240"[3353mm-6096mm] Widths), add **\$777.40** list
- N None

### 3 Border Option: Upcharge (list)

- N None
- O Border

2) Wood surface finish.

Depth	Width	Pieces	Number	1	2	3	Wood Group B	D	Upcharge Border Option (O)
<b>1.5"(38mm) Edge</b>									
36"(914mm)	60"(1524mm)	1	TERA-3660-W	TN			\$ 4058.80	\$ 4535.53	\$1314.36
	66"(1676mm)	1	TERA-3666-W	TN			4418.20	4939.45	1394.41
	72"(1829mm)	1	TERA-3672-W	TN			4777.60	5343.37	1474.47
	78"(1981mm)	1	TERA-3678-W	TN			5137.00	5747.29	1554.54
	84"(2134mm)	1	TERA-3684-W	TN			5496.40	6151.21	1634.60
<b>2.75"(70mm) Edge</b>									
36"(914mm)	60"(1524mm)	1	TERA-3660-W	KN			\$ 7146.58	\$ 7623.31	\$1314.36
	66"(1676mm)	1	TERA-3666-W	KN			7778.98	8300.23	1394.41
	72"(1829mm)	1	TERA-3672-W	KN			8411.38	8977.15	1474.47
	78"(1981mm)	1	TERA-3678-W	KN			9043.78	9654.07	1554.54
	84"(2134mm)	1	TERA-3684-W	KN			9676.18	10330.99	1634.60
<b>1.5"(38mm) Edge</b>									
42"(1067mm)	78"(1981mm)	1	TERA-4278-W	TN			\$ 5695.76	\$ 6402.51	\$1634.60
	84"(2134mm)	1	TERA-4284-W	T			6083.64	6842.33	1714.66
	96"(2438mm)	1	TERA-4296-W	T			6859.40	7721.97	1874.78
	108"(2743mm)	1	TERA-42A8-W	T			7635.16	8601.61	2034.90
	120"(3048mm)	1	TERA-42C0-W	T			8410.92	9481.25	2195.03
	132"(3353mm)	2	TERA-42D2-W	T			9951.70	11125.91	2531.69
	144"(3658mm)	2	TERA-42E4-W	T			10962.82	12240.91	2691.82
	156"(3962mm)	2	TERA-42F6-W	T			11973.94	13355.91	2851.95
	168"(4267mm)	2	TERA-42G8-W	T			12985.06	14470.91	3012.07
	180"(4572mm)	2	TERA-42J0-W	T			14879.22	16468.95	3270.27
	192"(4877mm)	2	TERA-42K2-W	T			15772.66	17466.27	3430.40
	204"(5182mm)	2	TERA-42L4-W	T			16666.10	18463.59	3590.52
	216"(5486mm)	2	TERA-42M6-W	T			17559.54	19460.91	3750.64
	228"(5791mm)	2	TERA-42N8-W	T			18452.98	20458.23	3910.76
	240"(6096mm)	2	TERA-42Q0-W	T			19346.42	21455.55	4070.89

# Executive Wood Tables

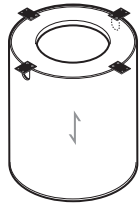
	Depth	Width	Pieces	Number	① ② ③			Wood Group		Upcharge Border Option (O)	
					B	D					
Rectangular	<b>2.75"(70mm) Edge</b>										
	42"(1067mm)	78"(1981mm)	1	TERA-4278-W	■	KN	■	\$ 9875.54	\$10582.29	\$1634.60	
		84"(2134mm)	1	TERA-4284-W	■	K	■	10536.42	11295.11	1714.66	
		96"(2438mm)	1	TERA-4296-W	■	K	■	11858.18	12720.75	1874.78	
		108"(2743mm)	1	TERA-42A8-W	■	K	■	13179.94	14146.39	2034.90	
		120"(3048mm)	1	TERA-42C0-W	■	K	■	14501.70	15572.03	2195.03	
		132"(3353mm)	2	TERA-42D2-W	■	K	■	17392.80	18567.01	2531.69	
		144"(3658mm)	2	TERA-42E4-W	■	K	■	19420.72	20698.81	2691.82	
		156"(3962mm)	2	TERA-42F6-W	■	K	■	21448.64	22830.61	2851.95	
		168"(4267mm)	2	TERA-42G8-W	■	K	■	23476.56	24962.41	3012.07	
		180"(4572mm)	2	TERA-42J0-W	■	K	■	24465.07	26054.80	3270.27	
		192"(4877mm)	2	TERA-42K2-W	■	K	■	25982.99	27676.60	3430.40	
		204"(5182mm)	2	TERA-42L4-W	■	K	■	27500.91	29298.40	3590.52	
		216"(5486mm)	2	TERA-42M6-W	■	K	■	29018.83	30920.20	3750.64	
		228"(5791mm)	2	TERA-42N8-W	■	K	■	30536.75	32542.00	3910.76	
		240"(6096mm)	2	TERA-42Q0-W	■	K	■	32054.67	34163.80	4070.89	
		<b>1.5"(38mm) Edge</b>									
		48"(1219mm)	84"(2134mm)	1	TERA-4884-W	■	T	■	\$ 6670.88	\$ 7533.45	\$1794.72
			96"(2438mm)	1	TERA-4896-W	■	T	■	7503.60	8484.89	1954.85
			108"(2743mm)	1	TERA-48A8-W	■	T	■	8336.32	9436.33	2114.96
			120"(3048mm)	1	TERA-48C0-W	■	T	■	9169.04	10387.77	2275.09
			132"(3353mm)	2	TERA-48D2-W	■	T	■	10747.23	12084.68	2611.76
			144"(3658mm)	2	TERA-48E4-W	■	T	■	11579.95	13036.12	2771.88
			156"(3962mm)	2	TERA-48F6-W	■	T	■	12412.67	13987.56	2932.00
			168"(4267mm)	2	TERA-48G8-W	■	T	■	13245.39	14939.00	3091.60
			180"(4572mm)	2	TERA-48J0-W	■	T	■	15922.14	17734.47	3350.34
			192"(4877mm)	2	TERA-48K2-W	■	T	■	16872.54	18803.59	3510.46
			204"(5182mm)	2	TERA-48L4-W	■	T	■	17822.94	19872.71	3670.58
			216"(5486mm)	2	TERA-48M6-W	■	T	■	18773.34	20941.83	3830.71
			228"(5791mm)	2	TERA-48N8-W	■	T	■	19723.74	22010.95	3990.83
			240"(6096mm)	2	TERA-48Q0-W	■	T	■	20674.14	23080.07	4150.95
		<b>2.75"(70mm) Edge</b>									
		48"48"(1219mm)	84"(2134mm)	1	TERA-4884-W	■	K	■	\$11396.66	\$12259.23	\$1794.72
			96"(2438mm)	1	TERA-4896-W	■	K	■	12775.38	13756.67	1954.85
			108"(2743mm)	1	TERA-48A8-W	■	K	■	14154.10	15254.11	2114.96
		120"(3048mm)	1	TERA-48C0-W	■	K	■	15532.82	16751.55	2275.09	
		132"(3353mm)	2	TERA-48D2-W	■	K	■	18029.73	19367.18	2611.76	
		144"(3658mm)	2	TERA-48E4-W	■	K	■	19408.45	20864.62	2771.88	
		156"(3962mm)	2	TERA-48F6-W	■	K	■	20787.17	22362.06	2932.00	
		168"(4267mm)	2	TERA-48G8-W	■	K	■	22165.89	23859.50	3091.60	
		180"(4572mm)	2	TERA-48J0-W	■	K	■	25977.15	27789.48	3350.34	
		192"(4877mm)	2	TERA-48K2-W	■	K	■	27689.35	29620.40	3510.46	
		204"(5182mm)	2	TERA-48L4-W	■	K	■	29401.55	31451.32	3670.58	
		216"(5486mm)	2	TERA-48M6-W	■	K	■	31113.75	33282.24	3830.71	
		228"(5791mm)	2	TERA-48N8-W	■	K	■	32825.95	35113.16	3990.83	
		240"(6096mm)	2	TERA-48Q0-W	■	K	■	34538.15	36944.08	4150.95	

## Executive Wood Tables

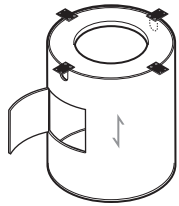
	Depth	Width	Pieces	Number	① ② ③			Wood Group		Upcharge Border Option (O)	
					B	D					
Rectangular	<b>1.5"(38mm) Edge</b>										
	54"(1372mm)	108"(2743mm)	1	TERA-54A8-W	T			\$ 9037.48	\$10271.05	\$2195.03	
		120"(3048mm)	1	TERA-54C0-W	T			9927.16	11294.29	2355.14	
		132"(3353mm)	2	TERA-54D2-W	T			11876.14	13376.83	2691.82	
		144"(3658mm)	2	TERA-54E4-W	T			12883.50	14517.75	2851.95	
		156"(3962mm)	2	TERA-54F6-W	T			13890.86	15658.67	3012.07	
		168"(4267mm)	2	TERA-54G8-W	T			14898.22	16799.59	3172.19	
		180"(4572mm)	2	TERA-54J0-W	T			16965.06	18999.99	3430.40	
		192"(4877mm)	2	TERA-54K2-W	T			17972.42	20140.91	3590.52	
		204"(5182mm)	2	TERA-54L4-W	T			18979.78	21281.83	3750.64	
		216"(5486mm)	2	TERA-54M6-W	T			19987.14	22422.75	3910.76	
		228"(5791mm)	2	TERA-54N8-W	T			20994.50	23563.67	4070.89	
		240"(6096mm)	2	TERA-54Q0-W	T			22001.86	24704.59	4231.02	
		<b>2.75"(70mm) Edge</b>									
		54"(1372mm)	108"(2743mm)	1	TERA-54A8-W	K			\$15128.26	\$16361.83	\$2195.03
			120"(3048mm)	1	TERA-54C0-W	K			16563.94	17931.07	2355.14
			132"(3353mm)	2	TERA-54D2-W	K			19627.83	21128.52	2691.82
			144"(3658mm)	2	TERA-54E4-W	K			21416.59	23050.84	2851.95
			156"(3962mm)	2	TERA-54F6-W	K			23205.35	24973.16	3012.07
			168"(4267mm)	2	TERA-54G8-W	K			24994.11	26895.48	3172.19
			180"(4572mm)	2	TERA-54J0-W	K			27489.26	29524.19	3430.40
			192"(4877mm)	2	TERA-54K2-W	K			29376.12	31544.61	3590.52
			204"(5182mm)	2	TERA-54L4-W	K			31262.98	33565.03	3750.64
			216"(5486mm)	2	TERA-54M6-W	K			33149.84	35585.45	3910.76
			228"(5791mm)	2	TERA-54N8-W	K			35036.70	37605.87	4070.89
			240"(6096mm)	2	TERA-54Q0-W	K			36923.56	39626.29	4231.02
		<b>1.5"(38mm) Edge</b>									
		60"(1524mm)	108"(2743mm)	1	TERA-60A8-W	T			\$ 9738.64	\$11105.77	\$2275.09
			120"(3048mm)	1	TERA-60C0-W	T			10685.28	12200.81	2435.21
			132"(3353mm)	2	TERA-60D2-W	TN			12897.23	14561.16	2771.88
			144"(3658mm)	2	TERA-60E4-W	T			13961.55	15773.88	2932.00
			156"(3962mm)	2	TERA-60F6-W	T			15025.87	16986.60	3092.13
			168"(4267mm)	2	TERA-60G8-W	T			16090.19	18199.32	3252.25
			180"(4572mm)	2	TERA-60J0-W	T			17694.10	19951.63	3510.46
			192"(4877mm)	2	TERA-60K2-W	T			18758.42	21164.35	3670.58
			204"(5182mm)	2	TERA-60L4-W	T			19822.74	22377.07	3830.71
		216"(5486mm)	2	TERA-60M6-W	T			20887.06	23589.79	3990.83	
		228"(5791mm)	2	TERA-60N8-W	T			21951.38	24802.51	4150.95	
		240"(6096mm)	2	TERA-60Q0-W	T			23015.70	26015.23	4311.07	
	<b>2.75"(70mm) Edge</b>										
	60"(1524mm)	108"(2743mm)	1	TERA-60A8-W	K			\$16102.42	\$17469.55	\$2275.09	
		120"(3048mm)	1	TERA-60C0-W	K			17595.06	19110.59	2435.21	
		132"(3353mm)	2	TERA-60D2-W	KN			21069.03	22732.96	2771.88	
		144"(3658mm)	2	TERA-60E4-W	K			22914.75	24727.08	2932.00	
		156"(3962mm)	2	TERA-60F6-W	K			24760.47	26721.20	3092.13	
		168"(4267mm)	2	TERA-60G8-W	K			26606.19	28715.32	3252.25	
		180"(4572mm)	2	TERA-60J0-W	K			29197.49	31455.02	3510.46	
		192"(4877mm)	2	TERA-60K2-W	K			31278.63	33684.56	3670.58	
		204"(5182mm)	2	TERA-60L4-W	K			33359.77	35914.10	3830.71	
		216"(5486mm)	2	TERA-60M6-W	K			35440.91	38143.64	3990.83	
		228"(5791mm)	2	TERA-60N8-W	K			37522.05	40373.18	4150.95	
		240"(6096mm)	2	TERA-60Q0-W	K			39603.19	42602.72	4311.07	

# Executive Wood Tables

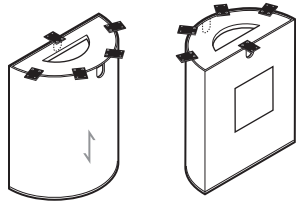
Rectangular Table Depths	Widths	Base Qty/Size	Number ①	Wood Group B	D
<b>Base Kits — Rectangular Wood Tables</b>					
<b>Full Cylinder Base Kits</b>					
36-42"(914mm-1067mm)	60"-120"(1524mm-3048mm)	2-18"(457mm)	TEFC-1802-W █ 4	\$5105.75	\$ 6743.42
42"(1067mm)	132"-240"(3353mm-6096mm)	3-18"(457mm)	TEFC-1803-W █ 4	7660.53	10117.66
48"-54"(1219mm-1372mm)	84"-120"(2134mm-3048mm)	2-24"(610mm)	TEFC-2402-W █ 4	5438.35	7182.75
	132"-240"(3353mm-6096mm)	3-24"(610mm)	TEFC-2403-W █ 4	8155.60	10771.54
60"(1524mm)	108"-120"(2743mm-3048mm)	2-30"(762mm)	TEFC-3002-W █ 4	6034.08	7969.48
	132"-240"(3353mm-6096mm)	3-30"(762mm)	TEFC-3003-W █ 4	9049.11	11951.69
<b>Full/Half Cylinder Base Kits</b>					
42"(1067mm)	132"-240"(3353mm-6096mm)	3-18"(457mm)	TEFH-1803-W █ 4	\$7776.59	\$10270.93
48"-54"(1219mm-1372mm)	132"-240"(3353mm-6096mm)	3-24"(610mm)	TEFH-2403-W █ 4	8207.86	10840.56
60"(1524mm)	132"-240"(3353mm-6096mm)	3-30"(762mm)	TEFH-3003-W █ 4	9097.45	12015.52
<b>Half Cylinder Base Kits</b>					
36-42"(914mm-1067mm)	60"-120"(1524mm-3048mm)	2-18"(457mm)	TEHC-1802-W █ 4	\$5247.23	\$ 6929.69
48"-54"(1219mm-1372mm)	84"-120"(2134mm-3048mm)	2-24"(610mm)	TEHC-2402-W █ 4	5474.52	7156.98
60"(1524mm)	108"-120"(2743mm-3048mm)	2-30"(762mm)	TEHC-3002-W █ 4	6111.73	7794.19
<b>Wood X Base Kits</b>					
36"-54"	60"-120"(1524mm-3048mm)	2-26"(660mm)	TEXB-2602-WN4	\$5064.85	\$ 6689.48
	132"-240"(3353mm-6096mm)	3-26"(660mm)	TEXB-2603-WN4	7596.29	10032.86
60"(1524mm)	108"-120"(2743mm-3048mm)	2-32"(813mm)	TEXB-3202-WN4	5320.57	7027.25
	132"-240"(3353mm-6096mm)	3-32"(813mm)	TEXB-3203-WN4	7980.88	10540.80
<b>Wood Slab Base Kits</b>					
		2-60"(1524mm)	TESL-3060-WN4	\$3699.64	\$ 4886.30
		2-66"(1676mm)	TESL-3066-WN4	3714.79	4906.30
		2-72"(1829mm)	TESL-3072-WN4	3729.94	4926.30
		2-78"(1981mm)	TESL-3078-WN4	3745.09	4946.30
		2-84"(2134mm)	TESL-3084-WN4	3760.24	4966.30
		2-96"(2438mm)	TESL-3096-WN4	3790.54	5006.30
		2-108"(2743mm)	TESL-30A8-WN4	3820.84	5046.30
		2-120"(3048mm)	TESL-30C0-WN4	3851.14	5086.30
		3-132"(3353mm)	TESL-30D2-WN4	6171.13	8150.56
		3-144"(3658mm)	TESL-30E4-WN4	6519.81	8611.18
		3-156"(3962mm)	TESL-30F6-WN4	6868.49	9071.80
		3-168"(4267mm)	TESL-30G8-WN4	7217.17	9532.42
		3-180"(4572mm)	TESL-30J0-WN4	7565.85	9993.04
		3-192"(4877mm)	TESL-30K2-WN4	7914.53	10453.66
		3-204"(5182mm)	TESL-30L4-WN4	8263.21	10914.28
		3-216"(5486mm)	TESL-30M6-WN4	8611.89	11374.90
		3-228"(5791mm)	TESL-30N8-WN4	8960.57	11835.52
		3-240"(6096mm)	TESL-30Q0-WN4	9309.25	12296.14



TEFC

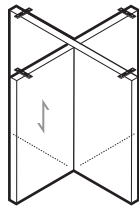


TEFH-A

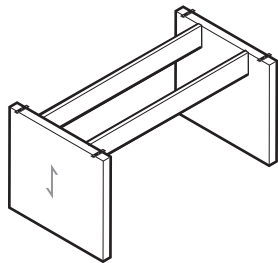


TEHC

TEHC-A



TEXB-W



TESL

Note: ↗ = Wood Grain Direction

### Features

- Each kit includes 28"(711mm) high base kit(s) with attachment hardware:
  - Full Cylinder Base: Wood veneer over wood base; available with optional Access Door for power access.
  - Full Cylinder Base and Half Cylinder Base have cord access cutout.
  - Half Cylinder Base: Wood veneer over wood base.
  - Each Full Cylinder and Half Cylinder base includes weight for stability.
- Wood X Base: Two 26"(660mm) or 32"(813mm) deep, 1.25"(32mm) thick wood veneer slabs.
- Slab Base: 30"(762mm) deep, 2"(51mm) thick wood veneer with Keel sets:
  - One base set includes one Keel set.
  - Three base kit includes two Keel sets.
- Glide adjustment of 1"(25mm) on all bases
- Cylinders ship assembled; other bases require field assembly.

### To Order, Specify:

- Product number, including:

#### ① Access Hatch Option:

- A** Access Door, upcharges (list) per kit Base Qty Two, add \$1531.72 list Base Qty Three, add \$2297.57 list
- N** No Access Door

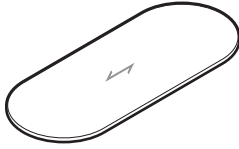
- Wood surface finish.

#### X Base/Slab Base

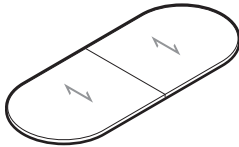
- Product number.
- Wood surface finish.

## Executive Wood Tables

### Racetrack Tables



TERT  
(60"-120")



TERT  
(132"-240")  
[3353mm-6096mm])

Note: ↗ = Wood Grain Direction

### Features

- Includes one piece (60"-120"[1524mm-3048mm] wide) or two piece (132"-240"[3353mm-6096mm] wide) Racetrack shaped wood veneer top with solid wood edge:
  - 1.5"(38mm) Edge: Square (1), Bevel (2), Chamfer (3) or Radius (4).
  - 2.75"(70mm) Edge: Bullnose Notched (5) or Bullnose Smooth (6).
- Border (O) option has black 0.125"(3mm) thick inlay.
- Base Kits are specified separately.
- Base kits include Full Cylinder, Half Cylinder, Full/Half Cylinder Wood X Base and Wood Slab Base.
- Flip Top Unit Cutout Options available for separately specified Flip Top Unit(s) on tops greater than 36"(914mm) deep:
  - One centered cutout (S) (84"-120"[2134mm-3048mm] wide tops).
  - Two left/right cutouts (D) (132-240"[3353mm-6096mm] wide tops).
  - Cutouts are centered between bases.

**Note:** On site measurements should be taken to ensure there is adequate room in elevators and/or hallway conditions to accommodate the top sizes.

**Cutout options:** S - One 12-port Double-Sided Flip Top Unit  
D - Two 12-port Double-Sided Flip Top Units

### To Order, Specify:

1) Product number, including:

#### 1 Edge Option:

- 1 1.5" Square
- 2 1.5" Bevel
- 3 1.5" Chamfer
- 4 1.5" Radius
- 5 2.75" Bullnose Notched
- 6 2.75" Bullnose Smooth

#### 2 Flip Top Unit Cutout:

- S Single Centered (84"-120"[2134mm-3048mm] Widths), add **\$388.69** list
- D Two Left/Right (132"-240"[3353mm-6096mm] Widths), add **\$777.40** list
- N None

#### 3 Border Option: Upcharge (list)

- N None
- O Border

2) Wood surface finish.



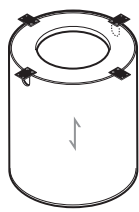
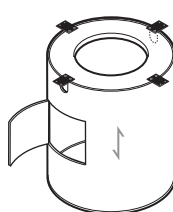
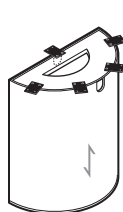
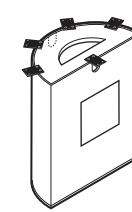
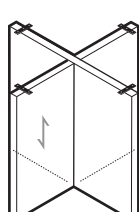
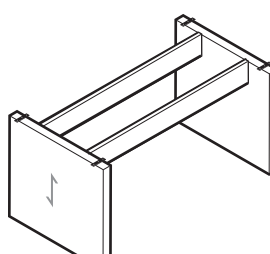
# Executive Wood Tables

	Depth	Width	No. of Sections	Number	①	②	③	Wood Group B	D	Upcharge Border Option (O)	
<b>Racetrack</b>	<b>1.5"(38mm) Edge</b>										
	36"(914mm)	60"(1524mm)	1	TERT-3660-W	TN			\$ 5607.06	\$ 6265.62	\$1939.25	
		66"(1676mm)	1	TERT-3666-W	TN			6102.96	6823.32	2056.86	
		72"(1829mm)	1	TERT-3672-W	TN			6598.86	7381.02	2174.63	
		78"(1981mm)	1	TERT-3678-W	TN			7094.76	7938.72	2292.38	
		84"(2134mm)	1	TERT-3684-W	TN			7590.66	8496.42	2410.13	
	<b>2.75"(70mm) Edge</b>										
	36"(914mm)	60"(1524mm)	1	TERT-3660-W	KN			\$ 9872.66	\$10531.22	\$1939.11	
		66"(1676mm)	1	TERT-3666-W	KN			10745.96	11466.32	2056.86	
		72"(1829mm)	1	TERT-3672-W	KN			11619.26	12401.42	2174.63	
		78"(1981mm)	1	TERT-3678-W	KN			12492.56	13336.52	2292.38	
		84"(2134mm)	1	TERT-3684-W	KN			13365.86	14271.62	2410.13	
	<b>1.5"(38mm) Edge</b>										
	42"(1067mm)	78"(1981mm)	1	TERT-4278-W	TN			\$ 7865.69	\$ 8843.55	\$2410.13	
		84"(2134mm)	1	TERT-4284-W	T			8400.88	9450.84	2527.90	
		96"(2438mm)	1	TERT-4296-W	T			9471.26	10665.42	2763.41	
		108"(2743mm)	1	TERT-42A8-W	T			10541.64	11880.00	2998.92	
		120"(3048mm)	1	TERT-42C0-W	T			11612.02	13094.58	3234.44	
	<b>2.75"(70mm) Edge</b>										
	42"(1067mm)	78"(1981mm)	1	TERT-4278-W	KN			\$13640.89	\$14618.75	\$2410.13	
		84"(2134mm)	1	TERT-4284-W	K			14553.48	15603.44	2527.90	
		96"(2438mm)	1	TERT-4296-W	K			16378.66	17572.82	2763.41	
		108"(2743mm)	1	TERT-42A8-W	K			18203.84	19542.20	2998.92	
		120"(3048mm)	1	TERT-42C0-W	K			20029.02	21511.58	3234.44	
	<b>1.5"(38mm) Edge</b>										
48"(1219mm)	84"(2134mm)	1	TERT-4884-W	T			\$ 9211.10	\$10405.26	\$2645.65		
	96"(2438mm)	1	TERT-4896-W	T			10360.06	11719.02	2881.17		
	108"(2743mm)	1	TERT-48A8-W	T			11509.02	13032.78	3116.69		
	120"(3048mm)	1	TERT-48C0-W	T			12657.98	14346.54	3352.19		
	132"(3353mm)	2	TERT-48D2-W	T			14888.28	16741.64	3848.20		
	144"(3658mm)	2	TERT-48E4-W	T			16037.24	18055.40	4083.72		
	156"(3962mm)	2	TERT-48F6-W	T			17186.20	19369.16	4319.23		
	168"(4267mm)	2	TERT-48G8-W	T			18335.16	20682.92	4554.74		
	180"(4572mm)	2	TERT-48J0-W	T			21980.04	24492.60	4934.98		
	192"(4877mm)	2	TERT-48K2-W	T			23291.60	25968.96	5170.50		
	204"(5182mm)	2	TERT-48L4-W	T			24603.16	27445.32	5406.00		
	216"(5486mm)	2	TERT-48M6-W	T			25914.72	28921.68	5641.52		
	228"(5791mm)	2	TERT-48N8-W	T			27226.28	30398.04	5877.04		
	240"(6096mm)	2	TERT-48Q0-W	T			28537.84	31874.40	6112.55		
<b>2.75"(70mm) Edge</b>											
48"(1219mm)	84"(2134mm)	1	TERT-4884-W	K			\$15741.10	\$16935.26	\$2645.65		
	96"(2438mm)	1	TERT-4896-W	K			17644.86	19003.82	2881.17		
	108"(2743mm)	1	TERT-48A8-W	K			19548.62	21072.38	3116.69		
	120"(3048mm)	1	TERT-48C0-W	K			21452.38	23140.94	3352.19		
	132"(3353mm)	2	TERT-48D2-W	K			24900.87	26754.23	3848.20		
	144"(3658mm)	2	TERT-48E4-W	K			26804.63	28822.79	4083.72		
	156"(3962mm)	2	TERT-48F6-W	K			28708.39	30891.35	4319.23		
	168"(4267mm)	2	TERT-48G8-W	K			30612.15	32959.91	4554.74		
	180"(4572mm)	2	TERT-48J0-W	K			35876.35	38388.91	4934.98		
	192"(4877mm)	2	TERT-48K2-W	K			38240.77	40918.13	5170.50		
	204"(5182mm)	2	TERT-48L4-W	K			40605.19	43447.35	5406.00		
	216"(5486mm)	2	TERT-48M6-W	K			42969.61	45976.57	5641.52		
	228"(5791mm)	2	TERT-48N8-W	K			45334.03	48505.79	5877.04		
	240"(6096mm)	2	TERT-48Q0-W	K			47698.45	51035.01	6112.55		

# Executive Wood Tables

Depth	Width	No. of Sections	Number	①	②	③	Wood Group B	D	Upcharge Border Option (O)
<b>Racetrack</b>									
<b>1.5"(38mm) Edge</b>									
54"(1372mm)	108"(2743mm)	1	TERT-54A8-W	T			\$12476.40	\$14185.56	\$3234.44
	120"(3048mm)	1	TERT-54C0-W	T			13703.94	15598.50	3469.96
	132"(3353mm)	2	TERT-54D2-W	T			16394.89	18474.85	3965.96
	144"(3658mm)	2	TERT-54E4-W	T			17785.03	20050.39	4201.47
	156"(3962mm)	2	TERT-54F6-W	T			19175.17	21625.93	4436.99
	168"(4267mm)	2	TERT-54G8-W	T			20565.31	23201.47	4672.50
	180"(4572mm)	2	TERT-54J0-W	T			23418.90	26240.46	5052.73
	192"(4877mm)	2	TERT-54K2-W	T			24809.04	27816.00	5288.25
	204"(5182mm)	2	TERT-54L4-W	T			26199.18	29391.54	5523.77
	216"(5486mm)	2	TERT-54M6-W	T			27589.32	30967.08	5759.28
	228"(5791mm)	2	TERT-54N8-W	T			28979.46	32542.62	5994.79
	240"(6096mm)	2	TERT-54Q0-W	T			30369.60	34118.16	6230.31
<b>2.75"(70mm) Edge</b>									
54"(1372mm)	108"(2743mm)	1	TERT-54A8-W	K			\$20893.40	\$22602.56	\$3234.44
	120"(3048mm)	1	TERT-54C0-W	K			22875.74	24770.30	3469.96
	132"(3353mm)	2	TERT-54D2-W	K			27107.43	29187.39	3965.96
	144"(3658mm)	2	TERT-54E4-W	K			29577.59	31842.95	4201.47
	156"(3962mm)	2	TERT-54F6-W	K			32047.75	34498.51	4436.99
	168"(4267mm)	2	TERT-54G8-W	K			34517.91	37154.07	4672.50
	180"(4572mm)	2	TERT-54J0-W	K			37963.61	40785.17	5052.73
	192"(4877mm)	2	TERT-54K2-W	K			40569.27	43576.23	5288.25
	204"(5182mm)	2	TERT-54L4-W	K			43174.93	46367.29	5523.77
	216"(5486mm)	2	TERT-54M6-W	K			45780.59	49158.35	5759.28
	228"(5791mm)	2	TERT-54N8-W	K			48386.25	51949.41	5994.79
	240"(6096mm)	2	TERT-54Q0-W	K			50991.91	54740.47	6230.31
<b>1.5"(38mm) Edge</b>									
60"(1524mm)	108"(2743mm)	1	TERT-60A8-W	T			\$13443.78	\$15338.34	\$3352.19
	120"(3048mm)	1	TERT-60C0-W	T			14749.90	16850.46	3587.71
	132"(3353mm)	2	TERT-60D2-W	TN			17803.99	20110.55	4083.72
	144"(3658mm)	2	TERT-60E4-W	T			19272.71	21785.27	4319.23
	156"(3962mm)	2	TERT-60F6-W	T			20741.43	23459.99	4554.74
	168"(4267mm)	2	TERT-60G8-W	T			22210.15	25134.71	4790.26
	180"(4572mm)	2	TERT-60J0-W	T			24424.16	27554.72	5170.50
	192"(4877mm)	2	TERT-60K2-W	T			25892.88	29229.44	5406.00
	204"(5182mm)	2	TERT-60L4-W	T			27361.60	30904.16	5641.52
	216"(5486mm)	2	TERT-60M6-W	T			28830.32	32578.88	5877.04
	228"(5791mm)	2	TERT-60N8-W	T			30299.04	34253.60	6112.55
	240"(6096mm)	2	TERT-60Q0-W	T			31767.76	35928.32	6348.06
<b>2.75"(70mm) Edge</b>									
60"(1524mm)	108"(2743mm)	1	TERT-60A8-W	K			\$22238.18	\$24132.74	\$3352.19
	120"(3048mm)	1	TERT-60C0-W	K			24299.10	26399.66	3587.71
	132"(3353mm)	2	TERT-60D2-W	KN			29097.15	31403.71	4083.72
	144"(3658mm)	2	TERT-60E4-W	K			31645.89	34158.45	4319.23
	156"(3962mm)	2	TERT-60F6-W	K			34194.63	36913.19	4554.74
	168"(4267mm)	2	TERT-60G8-W	K			36743.37	39667.93	4790.26
	180"(4572mm)	2	TERT-60J0-W	K			40321.89	43452.45	5170.50
	192"(4877mm)	2	TERT-60K2-W	K			43195.83	46532.39	5406.00
	204"(5182mm)	2	TERT-60L4-W	K			46069.77	49612.33	5641.52
	216"(5486mm)	2	TERT-60M6-W	K			48943.71	52692.27	5877.04
	228"(5791mm)	2	TERT-60N8-W	K			51817.65	55772.21	6112.55
	240"(6096mm)	2	TERT-60Q0-W	K			54691.59	58852.15	6348.06

# Executive Wood Tables

	Rectangular Table Depths	Widths	Base Qty/Size	Number ①	Wood Group B	D	
<b>Base Kits — Racetrack Wood Tables</b>  TEFC  TEFC-A  TEHC  TEHC-A  TEXB-W  TESL Note: ↙ = Wood Grain Direction	<b>Full Cylinder Base Kits</b>						
	36"-42"(914mm-1067mm)	60"-120"(1524mm-3048mm)	2-18"(457mm)	TEFC-1802-W	4	\$5105.75	\$ 6743.42
	48"-54"(1219mm-1372mm)	84"-120"(2134mm-3048mm)	2-24"(610mm)	TEFC-2402-W	4	5438.35	7182.75
		132"-240"(3353mm-6096mm)	3-24"(610mm)	TEFC-2403-W	4	8155.60	10771.54
	60"(1524mm)	108"-120"(2743mm-3048mm)	2-30"(762mm)	TEFC-3002-W	4	6034.08	7969.48
		132"-240"(3353mm-6096mm)	3-30"(762mm)	TEFC-3003-W	4	9049.11	11951.69
	<b>Full/Half Cylinder Base Kits</b>						
	48"-54"(1219mm-1372mm)	132"-240"(3353mm-6096mm)	3-24"(610mm)	TEFH-2403-W	4	\$8207.86	\$10840.56
	60"(1524mm)	132"-240"(3353mm-6096mm)	3-30"(762mm)	TEFH-3003-W	4	9097.45	12015.52
	<b>Half Cylinder Base Kits</b>						
	36"-42"(914mm-1067mm)	60"-120"(1524mm-3048mm)	2-18"(457mm)	TEHC-1802-W	4	\$5247.23	\$ 6929.69
	48"-54"(1219mm-1372mm)	84"-120"(2134mm-3048mm)	2-24"(610mm)	TEHC-2402-W	4	5474.52	7156.98
60"(1524mm)	108"-120"(2743mm-3048mm)	2-30"(762mm)	TEHC-3002-W	4	6111.73	7794.19	
<b>Wood X Base Kits</b>							
36"-54"(914mm-1372mm)	60"-120"(1524mm-3048mm)	2-26"(660mm)	TEXB-2602-WN4		\$5064.85	\$ 6689.48	
	132"-240"(3353mm-6096mm)	3-26"(660mm)	TEXB-2603-WN4		7596.29	10032.86	
60"(1524mm)	108"-120"(2743mm-3048mm)	2-32"(813mm)	TEXB-3202-WN4		5320.57	7027.25	
	132"-240"(3353mm-6096mm)	3-32"(813mm)	TEXB-3203-WN4		7980.88	10540.80	
<b>Wood Slab Base Kits</b>							
		2-60"(1524mm)	TESL-3060-WN4		\$3699.64	\$ 4886.30	
		2-66"(1676mm)	TESL-3066-WN4		3714.79	4906.30	
		2-72"(1829mm)	TESL-3072-WN4		3729.94	4926.30	
		2-78"(1981mm)	TESL-3078-WN4		3745.09	4946.30	
		2-84"(2134mm)	TESL-3084-WN4		3760.24	4966.30	
		2-96"(2438mm)	TESL-3096-WN4		3790.54	5006.30	
		2-108"(2743mm)	TESL-30A8-WN4		3820.84	5046.30	
		2-120"(3048mm)	TESL-30C0-WN4		3851.14	5086.30	
		3-132"(3353mm)	TESL-30D2-WN4		6171.13	8150.56	
		3-144"(3658mm)	TESL-30E4-WN4		6519.81	8611.18	
		3-156"(3962mm)	TESL-30F6-WN4		6868.49	9071.80	
		3-168"(4267mm)	TESL-30G8-WN4		7217.17	9532.42	
		3-180"(4572mm)	TESL-30J0-WN4		7565.85	9993.04	
		3-192"(4877mm)	TESL-30K2-WN4		7914.53	10453.66	
		3-204"(5182mm)	TESL-30L4-WN4		8263.21	10914.28	
		3-216"(5486mm)	TESL-30M6-WN4		8611.89	11374.90	
		3-228"(5791mm)	TESL-30N8-WN4		8960.57	11835.52	
		3-240"(6096mm)	TESL-30Q0-WN4		9309.25	12296.14	

**Features**

- Each kit includes 28"(711mm) high base kit(s) with attachment hardware:
  - Full Cylinder Base: Wood veneer over wood base; available with optional Access Door for power access.
  - Full Cylinder and Half Cylinder Bases have cord access cutout.
  - Half Cylinder Base: Wood veneer over wood base.
  - Each Full Cylinder and Half Cylinder base includes weight for stability.
- Wood X Base: Two 26"(660mm) or 32"(813mm) deep, 1.25"(32mm) thick wood veneer slabs.
- Slab Base: 30"(762mm) deep, 2"(51mm) thick wood veneer with Keel sets:
  - One base set includes one Keel set.
  - Three base kit includes two Keel sets.
- Glide adjustment of 1"(25mm) on all bases.
- Cylinders ship assembled; other bases require field assembly.

**To Order, Specify:**

- 1) Product number, including:

**X Base – Wood**

**① Access Hatch Option (Full Cylinder):**

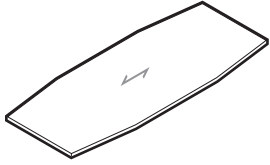
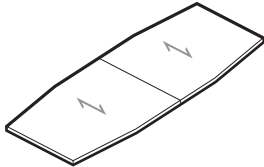
- A** Access Door, upcharges (list) per kit  
Base Qty Two, add \$1531.72 list  
Base Qty Three, add \$2297.57 list
- N** No Access Door

- 2) Wood surface finish.

**X Base/Slab Base**

- 1) Product number.
- 2) Wood surface finish.

## Executive Wood Tables

**Boat**TEBO  
(60"-120")TEBO  
(132"-240")  
[3353mm-6096mm]**Note:** ↗ = Wood Grain Direction**Features**

- Includes one piece (60"-120"[1524mm-3048mm] wide) or two piece (132"-240"[3353mm-6096mm] wide) Boat shaped wood veneer top with solid wood edge:
  - 1.5"(38mm) Edge: Square (1), Bevel (2), Chamfer (3) or Radius (4).
  - 2.75"(70mm) Edge: Bullnose Notched (5) or Bullnose Smooth (6).
  - Boat top depths taper 6"(152mm) at ends; i.e., 36"(914mm) depth top is 30"(762mm) at each end.
- Border (O) option has black 0.125"(3mm) thick inlay.
- Base Kits are specified separately.
- Base kits include Full Cylinder, Half Cylinder, Full/Half Cylinder Wood X Base and Wood Slab Base.
- Flip Top Unit Cutout Options available for separately specified Flip Top Unit(s) on tops greater than 36"(914mm) deep:
  - One centered cutout (S) (84"-120"[2134mm-3048mm] wide tops).
  - Two left/right cutouts (D) (132"-240"[3353mm-6096mm] wide tops).
  - Cutouts are centered between bases.

**Note:** On site measurements should be taken to ensure there is adequate room in elevators and/or hallway conditions to accommodate the top sizes.

**Cutout options:** S - One 12-port Double-Sided Flip Top Unit  
D - Two 12-port Double-Sided Flip Top Units

**To Order, Specify:**

1) Product number, including:

**1 Edge Option:**

- 1** 1.5" Square
- 2** 1.5" Bevel
- 3** 1.5" Chamfer
- 4** 1.5" Radius
- 5** 2.75" Bullnose Notched
- 6** 2.75" Bullnose Smooth

**2 Flip Top Unit Cutout:**

- S** Single Centered (84"-120"[2134mm-3048mm] Widths), add **\$388.69** list
- D** Two Left/Right (132"-240"[3353mm-6096mm] Widths), add **\$777.40** list
- N** None

**3 Border Option: Upcharge (list)**

- N** None
- O** Border

2) Wood surface finish.

# Executive Wood Tables

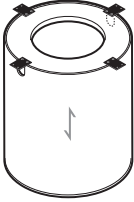
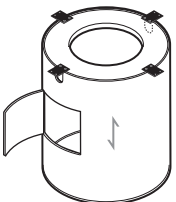
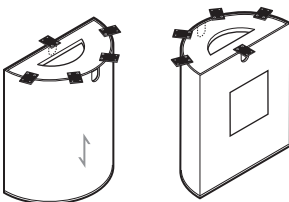
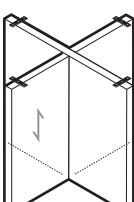
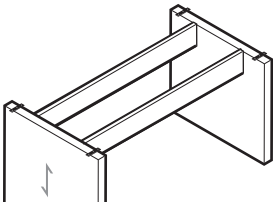
	Depth	Width	No. of Sections	Number	①	②	③	Wood Group B	D	Upcharge Border Option (O)	
<b>Boat</b>	<b>1.5" (38mm) Edge</b>										
	36"/30" (914mm/762mm)	60" (1524mm)	1	TEBO-3660-W	TN			\$ 5715.09	\$ 6386.36	\$1850.74	
		66" (1676mm)	1	TEBO-3666-W	TN			6220.65	6955.04	1963.30	
		72" (1829mm)	1	TEBO-3672-W	TN			6726.21	7523.72	2075.87	
		78" (1981mm)	1	TEBO-3678-W	TN			7231.77	8092.40	2188.44	
		84" (2134mm)	1	TEBO-3684-W	TN			7737.33	8661.08	2301.01	
	<b>2.75" (70mm) Edge</b>										
	36"/30" (914mm/762mm)	60" (1524mm)	1	TEBO-3660-W	KN			\$10062.91	\$10734.18	\$1850.74	
		66" (1676mm)	1	TEBO-3666-W	KN			10952.95	11687.34	1963.30	
		72" (1829mm)	1	TEBO-3672-W	KN			11842.99	12640.50	2075.87	
		78" (1981mm)	1	TEBO-3678-W	KN			12733.03	13593.66	2188.44	
		84" (2134mm)	1	TEBO-3684-W	KN			13623.07	14546.82	2301.01	
	<b>1.5" (38mm) Edge</b>										
	42"/36" (1067mm/914mm)	78" (1981mm)	1	TEBO-4278-W	TN			\$ 8017.61	\$ 9015.00	\$2301.01	
		84" (2134mm)	1	TEBO-4284-W	T			8563.21	9634.24	2413.58	
		96" (2438mm)	1	TEBO-4296-W	T			9654.41	10872.72	2638.72	
		108" (2743mm)	1	TEBO-42A8-W	T			10745.61	12111.20	2863.87	
		120" (3048mm)	1	TEBO-42C0-W	T			11836.81	13349.68	3089.00	
	<b>2.75" (70mm) Edge</b>										
	42"/36" (1067mm/914mm)	78" (1981mm)	1	TEBO-4278-W	KN			\$13903.35	\$14900.74	\$2301.01	
	84" (2134mm)	1	TEBO-4284-W	K			14833.43	15904.46	2413.58		
	96" (2438mm)	1	TEBO-4296-W	K			16693.59	17911.90	2638.72		
	108" (2743mm)	1	TEBO-42A8-W	K			18553.75	19919.34	2863.87		
	120" (3048mm)	1	TEBO-42C0-W	K			20413.91	21926.78	3089.00		
<b>1.5" (38mm) Edge</b>											
48"/42" (1219mm/1067mm)	84" (2134mm)	1	TEBO-4884-W	T			\$ 9389.09	\$10607.40	\$2526.15		
	96" (2438mm)	1	TEBO-4896-W	T			10560.37	11947.00	2751.29		
	108" (2743mm)	1	TEBO-48A8-W	T			11731.65	13286.60	2976.43		
	120" (3048mm)	1	TEBO-48C0-W	T			12902.93	14626.20	3201.57		
	132" (3353mm)	2	TEBO-48D2-W	T			15123.89	17015.48	3675.34		
	144" (3658mm)	2	TEBO-48E4-W	T			16295.17	18355.08	3900.48		
	156" (3962mm)	2	TEBO-48F6-W	T			17466.45	19694.68	4125.62		
	168" (4267mm)	2	TEBO-48G8-W	T			18637.73	21034.28	4350.76		
	180" (4572mm)	2	TEBO-48J0-W	T			22405.54	24970.41	4713.97		
	192" (4877mm)	2	TEBO-48K2-W	T			23742.58	26475.77	4939.11		
	204" (5182mm)	2	TEBO-48L4-W	T			25079.62	27981.13	5164.25		
	216" (5486mm)	2	TEBO-48M6-W	T			26416.66	29486.49	5389.40		
	228" (5791mm)	2	TEBO-48N8-W	T			27753.70	30991.85	5614.54		
	240" (6096mm)	2	TEBO-48Q0-W	T			29090.74	32497.21	5839.67		
<b>2.75" (70mm) Edge</b>											
48"/42" (1219mm/1067mm)	84" (2134mm)	1	TEBO-4884-W	K			\$16043.79	\$17262.10	\$2526.15		
	96" (2438mm)	1	TEBO-4896-W	K			17984.03	19370.66	2751.29		
	108" (2743mm)	1	TEBO-48A8-W	K			19924.27	21479.22	2976.43		
	120" (3048mm)	1	TEBO-48C0-W	K			21864.51	23587.78	3201.57		
	132" (3353mm)	2	TEBO-48D2-W	K			25379.28	27270.87	3675.34		
	144" (3658mm)	2	TEBO-48E4-W	K			27319.52	29379.43	3900.48		
	156" (3962mm)	2	TEBO-48F6-W	K			29259.76	31487.99	4125.62		
	168" (4267mm)	2	TEBO-48G8-W	K			31200.00	33596.55	4350.76		
	180" (4572mm)	2	TEBO-48J0-W	K			36565.40	39130.27	4713.97		
	192" (4877mm)	2	TEBO-48K2-W	K			38975.24	41708.43	4939.11		
	204" (5182mm)	2	TEBO-48L4-W	K			41385.08	44286.59	5164.25		
	216" (5486mm)	2	TEBO-48M6-W	K			43794.92	46864.75	5389.40		
	228" (5791mm)	2	TEBO-48N8-W	K			46204.76	49442.91	5614.54		
	240" (6096mm)	2	TEBO-48Q0-W	K			48614.60	52021.07	5539.67		

## Executive Wood Tables

Boat	Depth	Width	No. of Sections	Number	① ② ③			Wood Group		Upcharge Border Option (O)
					B	D				
<b>1.5"(38mm) Edge</b>										
	54"/48"(1372mm/1219mm)	108"(2743mm)	1	TEBO-54A8-W	T			\$12717.69	\$14462.00	\$3089.00
		120"(3048mm)	1	TEBO-54C0-W	T			13969.05	15902.72	3314.14
		132"(3353mm)	2	TEBO-54D2-W	T			16712.07	18835.10	3787.91
		144"(3658mm)	2	TEBO-54E4-W	T			18129.19	20441.58	4013.05
		156"(3962mm)	2	TEBO-54F6-W	T			19546.31	22048.06	4238.18
		168"(4267mm)	2	TEBO-54G8-W	T			20963.43	23654.54	4463.32
		180"(4572mm)	2	TEBO-54J0-W	T			23872.06	26752.53	4826.55
		192"(4877mm)	2	TEBO-54K2-W	T			25289.18	28359.01	5051.68
		204"(5182mm)	2	TEBO-54L4-W	T			26706.30	29965.49	5726.82
		216"(5486mm)	2	TEBO-54M6-W	T			28123.42	31571.97	5501.96
		228"(5791mm)	2	TEBO-54N8-W	T			29540.54	33178.45	5727.10
		240"(6096mm)	2	TEBO-54Q0-W	T			30957.66	34784.93	5952.24
<b>2.75"(70mm) Edge</b>										
	54"/48"(1372mm/1219mm)	108"(2743mm)	1	TEBO-54A8-W	K			\$21294.79	\$23039.10	\$3089.00
		120"(3048mm)	1	TEBO-54C0-W	K			23315.11	25248.78	3314.14
		132"(3353mm)	2	TEBO-54D2-W	K			27107.82	29230.85	3787.91
		144"(3658mm)	2	TEBO-54E4-W	K			29625.40	31937.79	4013.05
		156"(3962mm)	2	TEBO-54F6-W	K			32142.98	34644.73	4238.18
		168"(4267mm)	2	TEBO-54G8-W	K			34660.56	37351.67	4463.32
		180"(4572mm)	2	TEBO-54J0-W	K			38692.62	41573.09	4826.55
		192"(4877mm)	2	TEBO-54K2-W	K			41348.28	44418.11	5051.68
		204"(5182mm)	2	TEBO-54L4-W	K			44003.94	47263.13	5276.82
		216"(5486mm)	2	TEBO-54M6-W	K			46659.60	50108.15	5501.96
		228"(5791mm)	2	TEBO-54N8-W	K			49315.26	52953.17	5727.10
		240"(6096mm)	2	TEBO-54Q0-W	K			51970.92	55798.19	5952.24
<b>1.5"(38mm) Edge</b>										
	60"/54"(1525mm/1372mm)	108"(2743mm)	1	TEBO-60A8-W	T			\$13703.73	\$15637.40	\$3201.57
		120"(3048mm)	1	TEBO-60C0-W	T			15035.17	17179.24	3426.71
		132"(3353mm)	2	TEBO-60D2-W	TN			18148.32	20502.79	3900.48
		144"(3658mm)	2	TEBO-60E4-W	T			19645.52	22210.39	4125.62
		156"(3962mm)	2	TEBO-60F6-W	T			21142.72	23917.99	4350.76
		168"(4267mm)	2	TEBO-60G8-W	T			22639.92	25625.59	4571.62
		180"(4572mm)	2	TEBO-60J0-W	T			24896.58	28092.65	4939.11
		192"(4877mm)	2	TEBO-60K2-W	T			26393.78	29800.25	5164.25
		204"(5182mm)	2	TEBO-60L4-W	T			27890.98	31507.85	5389.40
		216"(5486mm)	2	TEBO-60M6-W	T			29388.18	33215.45	5614.54
		228"(5791mm)	2	TEBO-60N8-W	T			30885.38	34923.05	5839.67
		240"(6096mm)	2	TEBO-60Q0-W	T			32382.58	36630.65	6064.81
<b>2.75"(70mm) Edge</b>										
	60"/54"(1525mm/1372mm)	108"(2743mm)	1	TEBO-60A8-W	K			\$22665.31	\$24598.98	\$3201.57
		120"(3048mm)	1	TEBO-60C0-W	K			24765.71	26909.78	3426.71
		132"(3353mm)	2	TEBO-60D2-W	KN			29656.05	32010.52	3900.48
		144"(3658mm)	2	TEBO-60E4-W	K			32253.71	34818.58	4125.62
		156"(3962mm)	2	TEBO-60F6-W	K			34851.37	37626.64	4350.76
		168"(4267mm)	2	TEBO-60G8-W	K			37449.03	40434.70	4571.62
		180"(4572mm)	2	TEBO-60J0-W	K			41096.10	44292.17	4939.11
		192"(4877mm)	2	TEBO-60K2-W	K			44025.18	47431.65	5164.25
		204"(5182mm)	2	TEBO-60L4-W	K			46954.26	50571.13	5389.40
		216"(5486mm)	2	TEBO-60M6-W	K			49883.34	53710.61	5614.54
		228"(5791mm)	2	TEBO-60N8-W	K			52812.42	56850.09	5839.67
		240"(6096mm)	2	TEBO-60Q0-W	K			55741.50	59989.57	6064.81



# Executive Wood Tables

	Depths	Widths	Base Qty/Size	Number ①	Wood Group B	D
<b>Base Kits — Boat Wood Tables</b>						
<b>Full Cylinder Base Kits</b>						
	36"-42"(914mm-1067mm)	60"-120"(1524mm-3048mm)	2"-18"(457mm)	TEFC-1802-W 4	\$5105.75	\$ 6743.42
	48"-54"(1219mm-1372mm)	84"-120"(2134mm-3048mm)	2"-24"(610mm)	TEFC-2402-W 4	5438.35	7182.75
		132"-240"(3353mm-6096mm)	3"-24"(610mm)	TEFC-2403-W 4	8155.60	10771.54
	60"(1524mm)	108"-120"(2743mm-3048mm)	2"-30"(762mm)	TEFC-3002-W 4	6034.08	7969.48
132"-240"(3353mm-6096mm)		3"-30"(762mm)	TEFC-3003-W 4	9049.11	11951.69	
<b>Full/Half Cylinder Base Kits</b>						
	48"-54"(1219mm-1372mm)	132"-240"(3353mm-6096mm)	3"-24"(610mm)	TEFH-2403-W 4	\$8207.86	\$10840.56
	60"(1524mm)	132"-240"	3"-30"(762mm)	TEFH-3003-W 4	9097.45	12015.52
<b>Half Cylinder Base Kits</b>						
	36"-42"(914mm-1067mm)	60"-120"(1524mm-3048mm)	2"-18"(457mm)	TEHC-1802-W 4	\$5247.23	\$ 6929.69
	48"-54"(1219mm-1372mm)	84"-120"(2134mm-3048mm)	2"-24"(610mm)	TEHC-2402-W 4	5474.52	7156.98
	60"(1524mm)	108"-120"(2743mm-3048mm)	2"-30"(762mm)	TEHC-3002-W 4	6111.73	7794.19
<b>Wood X Base Kits</b>						
	36"-54"(914mm-1372mm)	60"-120"(1524mm-3048mm)	2"-26"(660mm)	TEXB-2602-WN4	\$5064.85	\$ 6689.48
		132"-240"(3353mm-6096mm)	3"-26"(660mm)	TEXB-2603-WN4	7596.29	10032.86
	60"(1524mm)	108"-120"(2743mm-3048mm)	2"-32"(813mm)	TEXB-3202-WN4	5320.57	7027.25
		132"-240"(3353mm-6096mm)	3"-32"(813mm)	TEXB-3203-WN4	7980.88	10540.80
<b>Wood Slab Base Kits</b>						
			2"-60"(1524mm)	TESL-3060-WN4	\$3699.64	\$ 4886.30
			2"-66"(1676mm)	TESL-3066-WN4	3714.79	4906.30
			2"-72"(1829mm)	TESL-3072-WN4	3729.94	4926.30
			2"-78"(1981mm)	TESL-3078-WN4	3745.09	4946.30
			2"-84"(2134mm)	TESL-3084-WN4	3760.24	4966.30
			2"-96"(2438mm)	TESL-3096-WN4	3790.54	5006.30
			2"-108"(2743mm)	TESL-30A8-WN4	3820.84	5046.30
			2"-120"(3048mm)	TESL-30C0-WN4	3851.14	5086.30
			3"-132"(3353mm)	TESL-30D2-WN4	6171.13	8150.56
			3"-144"(3658mm)	TESL-30E4-WN4	6519.81	8611.18
			3"-156"(3962mm)	TESL-30F6-WN4	6868.49	9071.80
			3"-168"(4267mm)	TESL-30G8-WN4	7217.17	9532.42
			3"-180"(4572mm)	TESL-30J0-WN4	7565.85	9993.04
			3"-192"(4877mm)	TESL-30K2-WN4	7914.53	10453.66
			3"-204"(5182mm)	TESL-30L4-WN4	8263.21	10914.28
			3"-216"(5486mm)	TESL-30M6-WN4	8611.89	11374.90
			3"-228"(5791mm)	TESL-30N8-WN4	8960.57	11835.52
		3"-240"(6096mm)	TESL-30Q0-WN4	9309.25	12296.14	

TEFC

TEFC-A

TEHC

TEHC-A

TEXB-W

TESL

Note: ↙ = Wood Grain Direction

**Features**

- Each kit includes 28"(711mm) high base kit(s) with attachment hardware:
- Full Cylinder Base: Wood veneer over wood base; available with optional Access Door for power access.
- Full Cylinder and Half Cylinder Bases have cord access cutout.
  - Half Cylinder Base: Wood veneer over wood base.
  - Each Full Cylinder and Half Cylinder base includes weight for stability.
  - Wood X Base: Two 26"(660mm) or 32"(813mm) deep, 1.25"(32mm) thick wood veneer slabs.
- Slab Base: 30"(762mm) deep, 2"(51mm) thick wood veneer with Keel sets:
  - One base set includes one Keel set.
  - Three base kit includes two Keel sets.
- Glide adjustment of 1"(25mm) on all bases.
- Cylinders ship assembled; other bases require field assembly.

**To Order, Specify:**

**Full/Half Cylinder Base**

1) Product number, including:

**① Access Hatch Option (Full Cylinder):**

- A** Access Door, upcharges (list) per kit  
Base Qty Two, add \$1531.72 list  
Base Qty Three, add \$2297.57 list
- N** No Access Door

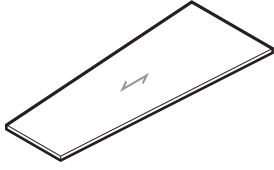
2) Wood surface finish.

**X Base/Slab Base**

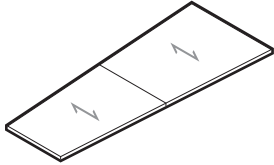
- 1) Product number.
- 2) Wood surface finish.

# Executive Wood Tables

## Wedge



TEWE  
(84" - 120")



TEWE  
(132"-240")  
[3353mm-6096mm])

**Note:** ↯ = Wood Grain Direction

## Features

- Includes one piece (84"-120"[2134mm-3048mm] wide) or two piece (132"-240"[3353mm-6096mm] wide) Wedge shaped wood veneer top with solid wood edge:
  - 1.5" Edge: Square (1), Bevel (2), Chamfer (3) or Radius (4).
  - 2.75" Edge: Bullnose Notched (5) or Bullnose Smooth (6).
  - Wedge top depths taper 12"(305mm) from wider end; i.e., 48"(1219mm) deep to 36"(914mm) deep.
- Border (O) option has black 0.125"(3mm) thick inlay.
- Base Kits are specified separately.
- Base kits include Full Cylinder, Half Cylinder, Full/Half Cylinder, Wood X Base and Wood Slab Base.
- Flip Top Unit Cutout Options available for separately specified Flip Top Unit(s):
  - One centered cutout (S) (84-120"[2134mm-3048mm] wide tops).
  - Two left/right cutouts (D) (132-240"[3353mm-6096mm] wide tops).
  - Cutouts are centered between bases.

**Note:** On site measurements should be taken to ensure there is adequate room in elevators and/or hallway conditions to accommodate the top sizes.

**Cutout options:** S - One 12-port Double-Sided Flip Top Unit  
D - Two 12-port Double-Sided Flip Top Units

## To Order, Specify:

1) Product number, including:

### 1 Edge Option:

- 1 1.5" Square
- 2 1.5" Bevel
- 3 1.5" Chamfer
- 4 1.5" Radius
- 5 2.75" Bullnose Notched
- 6 2.75" Bullnose Smooth

### 2 Flip Top Unit Cutout:

- S Single Centered (84"-120"[2134mm-3048mm] Widths), add **\$388.69** list
- D Two Left/Right (132"-240"[3353mm-6096mm] Widths), add **\$777.40** list
- N None

### 3 Border Option: Upcharge (list)

- N None
- O Border

2) Wood surface finish.



# Executive Wood Tables

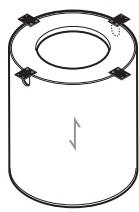
Wedge	Depth	Width	No. of Sections	Number	① ② ③			Wood Group		Upcharge Border Option (O)
					B	D				
<b>1.5" (38mm) Edge</b>										
	48"/36" (1219mm/914mm)	84" (2134mm)	1	TEWE-4884-W	T			\$ 6670.88	\$ 7533.45	\$1794.72
		96" (2438mm)	1	TEWE-4896-W	T			7503.60	8484.89	1954.85
		108" (2743mm)	1	TEWE-48A8-W	T			8336.32	9436.33	2114.96
		120" (3048mm)	1	TEWE-48C0-W	T			9169.04	10387.77	2275.09
		132" (3353mm)	2	TEWE-48D2-W	T			10755.06	12092.51	2611.76
		144" (3658mm)	2	TEWE-48E4-W	T			11587.78	13043.95	2771.88
		156" (3962mm)	2	TEWE-48F6-W	T			12420.50	13995.39	2932.00
		168" (4267mm)	2	TEWE-48G8-W	T			13253.22	14946.83	3092.13
		180" (4572mm)	2	TEWE-48J0-W	T			15922.14	17734.47	3350.34
		192" (4877mm)	2	TEWE-48K2-W	T			16872.54	18803.59	3510.46
		204" (5182mm)	2	TEWE-48L4-W	T			17822.94	19872.71	3670.58
		216" (5486mm)	2	TEWE-48M6-W	T			18773.34	20941.83	3830.71
		228" (5791mm)	2	TEWE-48N8-W	T			19723.74	22010.95	3990.83
		240" (6096mm)	2	TEWE-48Q0-W	T			20674.14	23080.07	4150.95
<b>2.75" (70mm) Edge</b>										
	48"/36" (1219mm/914mm)	84" (2134mm)	1	TEWE-4884-W	K			\$11396.66	\$12259.23	\$1794.72
		96" (2438mm)	1	TEWE-4896-W	K			12775.38	13756.67	1954.85
		108" (2743mm)	1	TEWE-48A8-W	K			14154.10	15254.11	2114.96
		120" (3048mm)	1	TEWE-48C0-W	K			15532.82	16751.55	2275.09
		132" (3353mm)	2	TEWE-48D2-W	K			18041.47	19378.92	2611.76
		144" (3658mm)	2	TEWE-48E4-W	K			19420.19	20876.36	2771.88
		156" (3962mm)	2	TEWE-48F6-W	K			20798.91	22373.80	2932.00
		168" (4267mm)	2	TEWE-48G8-W	K			22177.63	23871.24	3092.13
		180" (4572mm)	2	TEWE-48J0-W	K			25977.15	27789.48	3350.34
		192" (4877mm)	2	TEWE-48K2-W	K			27689.35	29620.40	3510.46
		204" (5182mm)	2	TEWE-48L4-W	K			29401.55	31451.32	3670.58
		216" (5486mm)	2	TEWE-48M6-W	K			31113.75	33282.24	3830.71
		228" (5791mm)	2	TEWE-48N8-W	K			32825.95	35113.16	3990.83
		240" (6096mm)	2	TEWE-48Q0-W	K			34538.15	36944.08	4150.95
<b>1.5" (48mm) Edge</b>										
	54"/42" (1372mm/1067mm)	108" (2743mm)	1	TEWE-54A8-W	T			\$ 9037.48	\$10271.05	\$2195.03
		120" (3048mm)	1	TEWE-54C0-W	T			9927.16	11294.29	2355.14
		132" (3353mm)	2	TEWE-54D2-W	T			11876.14	13376.83	2691.82
		144" (3658mm)	2	TEWE-54E4-W	T			12883.50	14517.75	2851.95
		156" (3962mm)	2	TEWE-54F6-W	T			13890.86	15658.67	3012.07
		168" (4267mm)	2	TEWE-54G8-W	T			14898.22	16799.59	3172.19
		180" (4572mm)	2	TEWE-54J0-W	T			16965.06	18999.99	3430.40
		192" (4877mm)	2	TEWE-54K2-W	T			17972.42	20140.91	3590.52
		204" (5182mm)	2	TEWE-54L4-W	T			18979.78	21281.83	3750.64
		216" (5486mm)	2	TEWE-54M6-W	T			19987.14	22422.75	3910.76
		228" (5791mm)	2	TEWE-54N8-W	T			20994.50	23563.67	4070.89
		240" (6096mm)	2	TEWE-54Q0-W	T			22001.86	24704.59	4231.02

# Executive Wood Tables

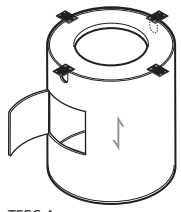
Wedge	Depth	Width	No. of Sections	Number	① ② ③			Wood Group		Upcharge Border Option (O)
					B	D				
<b>2.75"(70mm) Edge</b>										
	54"/42"(1372mm/1067mm)	108"(2743mm)	1	TEWE-54A8-W	K			\$15128.26	\$16361.83	\$2195.03
		120"(3048mm)	1	TEWE-54C0-W	K			16563.94	17931.07	2355.14
		132"(3353mm)	2	TEWE-54D2-W	K			19627.83	21128.52	2691.82
		144"(3658mm)	2	TEWE-54E4-W	K			21416.59	23050.84	2851.95
		156"(3962mm)	2	TEWE-54F6-W	K			23205.35	24973.16	3012.07
		168"(4267mm)	2	TEWE-54G8-W	K			24994.11	26895.48	3172.19
		180"(4572mm)	2	TEWE-54J0-W	K			27489.26	29524.19	3430.40
		192"(4877mm)	2	TEWE-54K2-W	K			29376.12	31544.61	3590.52
		204"(5182mm)	2	TEWE-54L4-W	K			31262.98	33565.03	3750.64
		216"(5486mm)	2	TEWE-54M6-W	K			33149.84	35585.45	3910.76
		228"(5791mm)	2	TEWE-54N8-W	K			35036.70	37605.87	4070.89
		240"(6096mm)	2	TEWE-54Q0-W	K			36923.56	39626.29	4231.02
<b>1.5"(38mm) Edge</b>										
	60"/42"(1524mm/1067mm)	108"(2743mm)	1	TEWE-60A8-W	T			\$ 9738.64	\$11105.77	\$2275.09
		120"(3048mm)	1	TEWE-60C0-W	T			10685.28	12200.81	2435.21
		132"(3353mm)	2	TEWE-60D2-W	T			12897.23	14561.16	2771.88
		144"(3658mm)	2	TEWE-60E4-W	T			13961.55	15773.88	2932.00
		156"(3962mm)	2	TEWE-60F6-W	T			15025.87	16986.60	3092.13
		168"(4267mm)	2	TEWE-60G8-W	T			16090.19	18199.32	3252.25
		180"(4572mm)	2	TEWE-60J0-W	T			17694.10	19951.63	3510.46
		192"(4877mm)	2	TEWE-60K2-W	T			18758.42	21164.35	3670.58
		204"(5182mm)	2	TEWE-60L4-W	T			19822.74	22377.07	3830.71
		216"(5486mm)	2	TEWE-60M6-W	T			20887.06	23589.79	3990.83
		228"(5791mm)	2	TEWE-60N8-W	T			21951.38	24802.51	4150.95
		240"(6096mm)	2	TEWE-60Q0-W	T			23015.70	26015.23	4311.07
<b>2.75"(70mm) Edge</b>										
	60"/42"(1524mm/1067mm)	108"(2743mm)	1	TEWE-60A8-W	K			\$16102.42	\$17469.55	\$2275.09
		120"(3048mm)	1	TEWE-60C0-W	K			17595.06	19110.59	2435.21
		132"(3353mm)	2	TEWE-60D2-W	K			21069.03	22732.96	2771.88
		144"(3658mm)	2	TEWE-60E4-W	K			22914.75	24727.08	2932.00
		156"(3962mm)	2	TEWE-60F6-W	K			24760.47	26721.20	3092.13
		168"(4267mm)	2	TEWE-60G8-W	K			26606.19	28715.32	3252.25
		180"(4572mm)	2	TEWE-60J0-W	K			29197.49	31455.02	3510.46
		192"(4877mm)	2	TEWE-60K2-W	K			31278.63	33684.56	3670.58
		204"(5182mm)	2	TEWE-60L4-W	K			33359.77	35914.10	3830.71
		216"(5486mm)	2	TEWE-60M6-W	K			35440.91	38143.64	3990.83
		228"(5791mm)	2	TEWE-60N8-W	K			37522.05	40373.18	4150.95
		240"(6096mm)	2	TEWE-60Q0-W	K			39603.19	42602.72	4311.07

# Executive Wood Tables

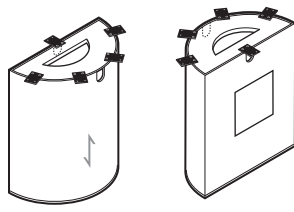
	Depths	Widths	Base Qty/Size	Number ①	Wood Group B	D
<b>Base Kits — Wedge Wood Tables</b>	<b>Full Cylinder Base Kits</b>					
	48"-60"(1219mm-1524mm)	84"-120"(2134mm-3048mm)	2-24"(610mm)	TEFC-2402-W 4	\$5438.35	\$ 7182.75
		132"-240"(3353mm-6096mm)	3-24"(610mm)	TEFC-2403-W 4	8155.60	10771.54
	<b>Full/Half Cylinder Base Kits</b>					
	48"-60"(1219mm-1524mm)	132"-240"(3353mm-6096mm)	3-24"(610mm)	TEFH-2403-W 4	\$8207.86	\$10840.56
	<b>Half Cylinder Base Kits</b>					
	48"-60"(1219mm-1524mm)	84"-120"(2134mm-3048mm)	2-24"(610mm)	TEHC-2402-W 4	\$5474.52	\$ 7156.98
	<b>Wood X Base Kits</b>					
	48"-60"(1219mm-1524mm)	84"-120"(2134mm-3048mm)	2-32"(813mm)	TEXB-3202-WN4	\$5320.57	\$ 7027.25
		132"-240"(3353mm-6096mm)	3-32"(813mm)	TEXB-3203-WN4	7980.88	10540.80
	<b>Wood Slab Base Kits</b>					
			2-84"(2134mm)	TESL-3084-WN4	\$3760.24	\$ 4966.30
			2-96"(2438mm)	TESL-3096-WN4	3790.54	5006.30
			2-108"(2743mm)	TESL-30A8-WN4	3820.84	5046.30
			2-120"(3048mm)	TESL-30C0-WN4	3851.14	5086.30
			3-132"(3353mm)	TESL-30D2-WN4	6171.13	8150.56
			3-144"(3658mm)	TESL-30E4-WN4	6519.81	8611.18
			3-156"(3962mm)	TESL-30F6-WN4	6868.49	9071.80
			3-168"(4267mm)	TESL-30G8-WN4	7217.17	9532.42
			3-180"(4572mm)	TESL-30J0-WN4	7565.85	9993.04
			3-192"(4877mm)	TESL-30K2-WN4	7914.53	10453.66
			3-204"(5182mm)	TESL-30L4-WN4	8263.21	10914.28
			3-216"(5486mm)	TESL-30M6-WN4	8611.89	11374.90
			3-228"(5791mm)	TESL-30N8-WN4	8960.57	11835.52
			3-240"(6096mm)	TESL-30Q0-WN4	9309.25	12296.14



TEFC

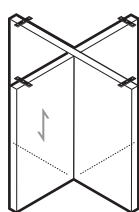


TEFH-A

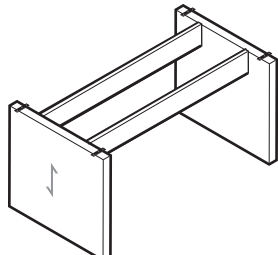


TEHC

TEHC-A



TEXB-W



TESL

Note: ↴ = Wood Grain Direction

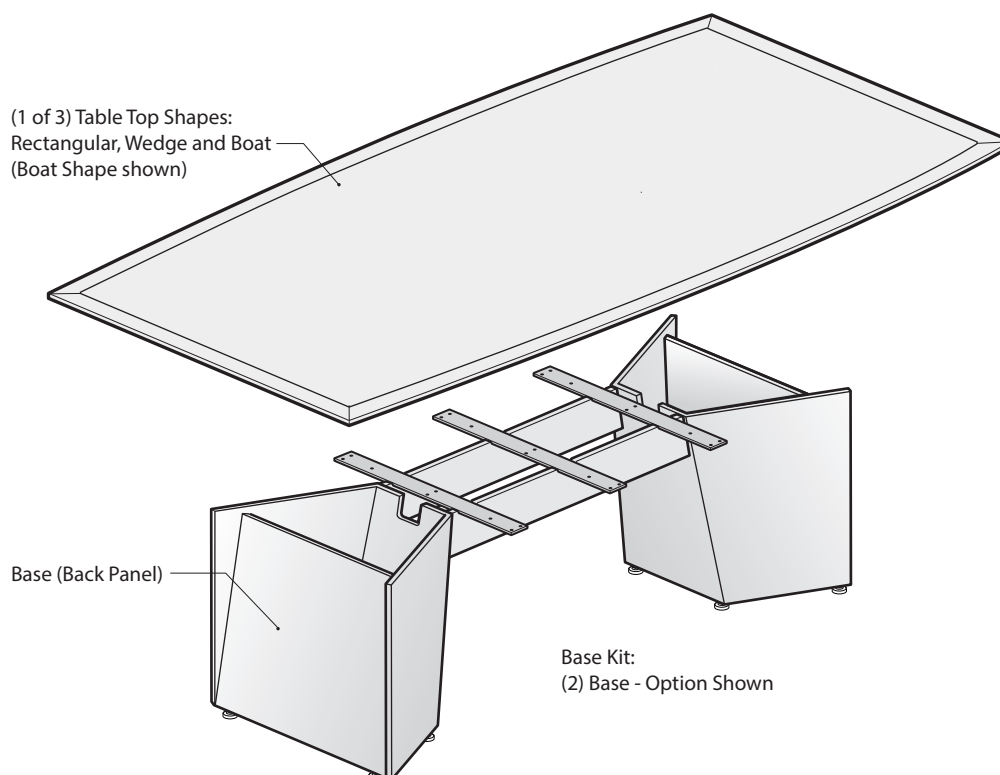
**Features**

- Each kit includes 28"(711mm) high base kit(s) with attachment hardware:
  - Full Cylinder Base: Wood veneer over wood base; available with optional Access Door for power access.
  - Full Cylinder and Half Cylinder Bases have cord access cutout.
  - Half Cylinder Base: Wood veneer over wood base.
  - Each Full Cylinder and Half Cylinder base includes weight for stability.
- Wood X Base: Two 26"(660mm) or 32"(813mm) deep, 1.25"(32mm) thick wood veneer slabs.
- X Base: 30"(762mm) deep, 1.25"(32mm) thick wood veneer slabs.
- Slab Base: 30"(762mm) deep, 2"(51mm) thick wood veneer with Keel sets:
  - One base set includes one Keel set.
  - Three base kit includes two Keel sets.
- Glide adjustment of 1"(25mm) on all bases.
- Cylinders ship assembled; other bases require field assembly.

**To Order, Specify:**

- 1) Product number, including:
  - X Base – Wood**
  - 1) Access Hatch Option (Full Cylinder):
    - A** Access Door, upcharges (list) per kit Base Qty Two, add \$1531.72 list Base Qty Three, add \$2297.57 list
    - N** No Access Door
  - 2) Wood surface finish.
- X Base/Slab Base**
  - 1) Product number.
  - 2) Wood surface finish.

## Executive Wood Tables – A5 — Specifications



### Construction Features

- One piece tops (120"[3048mm] widths) are constructed with 1.5"(38mm) fiber board substrate.
- Two piece tops (132"-240"[3353mm-6096mm] widths) are constructed with 1.5"(38mm) fiber board substrate and are secured together with tight joint fasteners. The tops are field joint built to go together.
- Knife edge is 1.5"(38mm) thick solid wood with a rake of 20.82° tapering 3"(76mm) from the edge. The top of the edge is made of quarter cut veneer of the species specified for the top, creating a 3"(76mm) border which is separated by the field with a 0.125"(3mm) thick black inlay.
- Base height is 28"(711mm).
- Finished table height is 29.5"(749mm).
- Table top dimensions are actual; however, the tables are natural wood and dimensional variance is +/- 0.25"(6mm) per top.
- Boat Table Top Depth / Taper:
  - The 54"(1372mm) depth Boat Table Top tapers to a 48"(1219mm) depth at each end.
  - The 60"(1524mm) depth Boat Table Top tapers to a 54"(1372mm) depth at each end.
- Wedge Table Top Depth / Taper:
  - The 54"(1372mm) depth Wedge Table Top tapers to a 42"(1067mm) depth on one end.
  - The 60" depth Wedge Table Top tapers to a 48" depth on one end.

### Wood / Finish Features


- Top field veneer is plain-sliced and book-and-center matched; border is a quarter-cut veneer.
- Veneer is AWI (Architectural Woodworking Institute) Grade AA tops with water based finish. Refer to finish matrix.
- Table is designed for non-dining applications; it is highly recommended that a protective accessory be used on table tops when possible.

# Executive Wood Tables – A5 — Specifications

## Wood Grain Direction

- Two-piece tops are field joint built and secured with tight joint features.
- Base must be specified separately.

Top View with (1) Piece Top



Top View with (2) Piece Top



Top field veneer is plain-sliced and book-and-center matched.

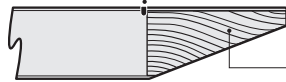
Border is quarter-cut veneer.

Arrow describes Wood Grain Direction



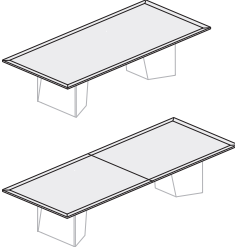
## Knife Edge / Black Inlay Detail

1/8" Black Inlay



Knife edge is 1 1/2" (38mm) thick solid wood

## Executive Wood Tables – A5

	Depth	Width	Pieces	Number	Wood Group	
					A	D
<b>Rectangular Table Top</b>  TERA	54"(1372mm)	120"(3048mm)	1	TERA-54C0-WATNO	\$27597.88	\$39576.13
		132"(3353mm)	2	TERA-54D2-WATNO	31941.59	45685.88
		144"(3658mm)	2	TERA-54E4-WATNO	34833.63	50343.96
		156"(3962mm)	2	TERA-54F6-WATNO	37725.67	55002.04
		168"(4267mm)	2	TERA-54G8-WATNO	40617.71	59660.12
		180"(4572mm)	2	TERA-54J0-WATNO	46397.70	67206.15
		192"(4877mm)	2	TERA-54K2-WATNO	50491.46	73065.95
		204"(5182mm)	2	TERA-54L4-WATNO	54585.22	78925.75
		216"(5486mm)	2	TERA-54M6-WATNO	58678.98	84785.55
		228"(5791mm)	2	TERA-54N8-WATNO	62772.74	90645.35
		240"(6096mm)	2	TERA-54Q0-WATNO	66866.50	96505.15
	60"(1524mm)	120"(3048mm)	1	TERA-60C0-WATNO	\$29180.64	\$42123.53
		132"(3353mm)	2	TERA-60D2-WATNO	33934.43	48658.20
		144"(3658mm)	2	TERA-60E4-WATNO	36883.43	53388.08
		156"(3962mm)	2	TERA-60F6-WATNO	39832.43	58117.96
		168"(4267mm)	2	TERA-60G8-WATNO	42781.43	62847.84
		180"(4572mm)	2	TERA-60J0-WATNO	48265.26	70112.55
		192"(4877mm)	2	TERA-60K2-WATNO	52415.98	76044.15
		204"(5182mm)	2	TERA-60L4-WATNO	56566.70	81975.75
		216"(5486mm)	2	TERA-60M6-WATNO	60717.42	87907.35
	228"(5791mm)	2	TERA-60N8-WATNO	64868.14	93838.95	
	240"(6096mm)	2	TERA-60Q0-WATNO	69018.86	99770.55	

**Features**

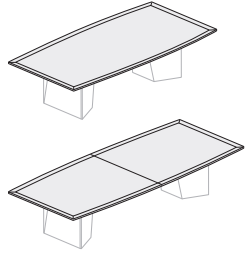
- Includes top only.
- Constructed of 1.5"(38mm) thick fiber board substrate with AWI (Architectural Woodworking Institute) Grade AA veneer with knife edge and mitered corners.
- Two-piece tops are field joint built and secured with tight joint fasteners.
- Knife edge is 1.5"(38mm) thick solid wood with a rake of 20.82° tapering 3"(76mm) from the edge.
- Black inlay is 0.125"(3mm) thick and set 3"(76mm) from the edges.

**Note:** On site measurements should be taken to ensure there is adequate room in elevators and/or hallway conditions to accommodate the top sizes.

**To Order, Specify:**

- 1) Product number.
- 2) Wood finish.

## Executive Wood Tables – A5

	Depth	Width	Pieces	Number	Wood Group		
					A	D	
<b>Boat Table Top</b>  TEBO	54"(1372mm)/48"(1219mm)	120"(3048mm)	1	TEBO-54C0-WATNO	\$37356.89	\$ 52026.40	
		132"(3353mm)	2	TEBO-54D2-WATNO	43284.53	60102.76	
		144"(3658mm)	2	TEBO-54E4-WATNO	47335.29	66302.24	
		156"(3962mm)	2	TEBO-54F6-WATNO	51386.05	72501.72	
		168"(4267mm)	2	TEBO-54G8-WATNO	55436.81	78701.20	
		180"(4572mm)	2	TEBO-54J0-WATNO	62062.38	87475.49	
		192"(4877mm)	2	TEBO-54K2-WATNO	67314.86	94876.69	
		204"(5182mm)	2	TEBO-54L4-WATNO	72567.34	102277.89	
		216"(5486mm)	2	TEBO-54M6-WATNO	77819.82	109679.09	
		228"(5791mm)	2	TEBO-54N8-WATNO	83072.30	117080.29	
		240"(6096mm)	2	TEBO-54Q0-WATNO	88324.78	124481.49	
		60"(1524mm)/54"(1372mm)	120"(3048mm)	1	TEBO-60C0-WATNO	\$39646.17	\$ 55505.76
			132"(3353mm)	2	TEBO-60D2-WATNO	43672.56	61701.91
			144"(3658mm)	2	TEBO-60E4-WATNO	47450.32	67649.43
			156"(3962mm)	2	TEBO-60F6-WATNO	51228.08	73596.95
			168"(4267mm)	2	TEBO-60G8-WATNO	55005.84	79544.47
			180"(4572mm)	2	TEBO-60J0-WATNO	64752.06	91460.45
			192"(4877mm)	2	TEBO-60K2-WATNO	70084.62	98962.77
			204"(5182mm)	2	TEBO-60L4-WATNO	75417.18	106465.09
			216"(5486mm)	2	TEBO-60M6-WATNO	80749.74	113967.41
		228"(5791mm)	2	TEBO-60N8-WATNO	86082.30	121469.73	
		240"(6096mm)	2	TEBO-60Q0-WATNO	91414.86	128972.05	

**Features**

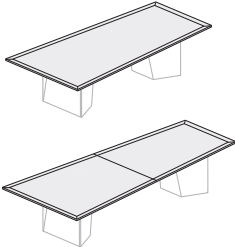
- Includes top only.
- Constructed of 1.5"(38mm) thick fiber board substrate with AWI (Architectural Woodworking Institute) Grade AA veneer with knife edge and mitered corners.
- Depth tapers in 6"(152mm) at ends.
- Two-piece tops are field joint built and secured with tight joint fasteners.
- Knife edge is 1.5"(38mm) thick solid wood with a rake of 20.82° tapering 3"(76mm) from the edge.
- Black inlay is 0.125"(3mm) thick and set 3"(76mm) from the edges.

**Note:** On site measurements should be taken to ensure there is adequate room in elevators and/or hallway conditions to accommodate the top sizes.

**To Order, Specify:**

- 1) Product number.
- 2) Wood finish.

## Executive Wood Tables – A5

	Depth	Width	Pieces	Number	Wood Group		
					A	D	
<b>Wedge Table Top</b>  TEWE	54"(1372mm)/42"(1067mm)	120"(3048mm)	1	TEWE-54C0-WATNO	\$27597.88	\$39576.13	
		132"(3353mm)	2	TEWE-54D2-WATNO	31941.59	45685.88	
		144"(3658mm)	2	TEWE-54E4-WATNO	34833.63	50343.96	
		156"(3962mm)	2	TEWE-54F6-WATNO	37725.67	55002.04	
		168"(4267mm)	2	TEWE-54G8-WATNO	40617.71	59660.12	
		180"(4572mm)	2	TEWE-54J0-WATNO	46397.70	67206.15	
		192"(4877mm)	2	TEWE-54K2-WATNO	50491.46	73065.95	
		204"(5182mm)	2	TEWE-54L4-WATNO	54585.22	78925.75	
		216"(5486mm)	2	TEWE-54M6-WATNO	58678.98	84785.55	
		228"(5791mm)	2	TEWE-54N8-WATNO	62772.74	90645.35	
		240"(6096mm)	2	TEWE-54Q0-WATNO	66866.50	96505.15	
		60"(1524mm)/48"(1219mm)	120"(3048mm)	1	TEWE-60C0-WATNO	\$29180.64	\$42123.53
			132"(3353mm)	2	TEWE-60D2-WATNO	33934.43	48658.20
			144"(3658mm)	2	TEWE-60E4-WATNO	36883.43	53388.08
			156"(3962mm)	2	TEWE-60F6-WATNO	39832.43	58117.96
			168"(4267mm)	2	TEWE-60G8-WATNO	42781.43	62847.84
			180"(4572mm)	2	TEWE-60J0-WATNO	48265.26	70112.55
			192"(4877mm)	2	TEWE-60K2-WATNO	52415.98	76044.15
			204"(5182mm)	2	TEWE-60L4-WATNO	56566.70	81975.75
			216"(5486mm)	2	TEWE-60M6-WATNO	60717.42	87907.35
		228"(5791mm)	2	TEWE-60N8-WATNO	64868.14	93838.95	
		240"(6096mm)	2	TEWE-60Q0-WATNO	69018.86	99770.55	

**Features**

- Includes top only.
- Constructed of 1.5"(38mm) thick fiber board substrate with AWI (Architectural Woodworking Institute) Grade AA veneer with knife edge and mitered corners.
- Depth tapers in 12"(305mm) at smaller end.
- Two-piece tops are field joint built and secured with tight joint fasteners.
- Knife edge is 1.5"(38mm) thick solid wood with a rake of 20.82° tapering 3"(76mm) from the edge.
- Black inlay is 0.125"(3mm) thick and set 3"(76mm) from the edges.

**Note:** On site measurements should be taken to ensure there is adequate room in elevators and/or hallway conditions to accommodate the top sizes.

**To Order, Specify:**

- 1) Product number.
- 2) Wood finish.



## Executive Wood Tables – A5

	Height	Table Width	Base Width	Bases	Number	Wood Group A	D
 <p>TEAS</p>	27.5"(700mm)	120"(3048mm)	84"(2134mm)	2	TEA5-32C0-WN4	\$17734.48	\$23422.79
		132"(3353mm)	96"(2438mm)	2	TEA5-32D2-WN4	18166.64	23993.53
		144"(3658mm)	108"(2743mm)	2	TEA5-32E4-WN4	18598.80	24564.27
		156"(3962mm)	120"(3048mm)	3	TEA5-32F6-WN4	19030.96	25135.01
		168"(4267mm)	132"(3353mm)	3	TEA5-32G8-WN4	19463.12	25705.75
		180"(4572mm)	144"(3658mm)	3	TEA5-32J0-WN4	19895.28	26276.49
		192"(4877mm)	156"(3962mm)	3	TEA5-32K2-WN4	20327.44	26847.23
		204"(5182mm)	168"(4267mm)	3	TEA5-32L4-WN4	20759.60	27417.97
		216"(5486mm)	180"(4572mm)	3	TEA5-32M6-WN4	21191.76	27988.71
		228"(5791mm)	192"(4877mm)	3	TEA5-32N8-WN4	21623.92	28559.45
		240"(6096mm)	204"(5182mm)	3	TEA5-32Q0-WN4	22056.08	29130.19

### Features

- Includes stretchers and two or three pre-assembled bases depending on top size.
- Bases are constructed with AWI (Architectural Woodworking Institute) Grade AA veneer.
- Bases are angled with a maximum width of 32.6"(829mm) and taper to 18"(457mm) and are joined by 6"(152mm) aprons.
- Bases are inset 18"(457mm) from each end.
- Back panel of each base is removable.
- Inner panel features 3" x 4"(77mm x 102mm) port for wire access.
- Glides are black with 1"(25mm) height adjustment.
- Assemble stretchers to bases.

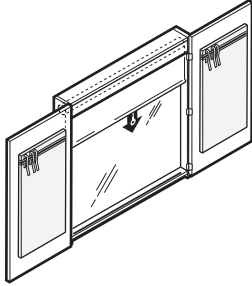
### To Order, Specify:

- 1) Product Number.
- 2) Wood Finish.

## Executive Accessories

Height	Depth	Width	Number	①	Wood Group	Fabric Grade						
						A	B	C	D	E	F	G
48"(1219mm)	5.38"(137mm)	48"(1219mm)	TEPB-4848-WKS		B	\$ 9701.47	\$ 9745.51	\$ 9772.74	\$ 9816.78	\$ 9848.22	\$ 9992.90	\$10051.62
			TEPB-4848-WKS		D	10619.82	10663.86	10691.09	10735.13	10766.57	10911.25	10969.97

### Presentation Board



TEPB

### Features

- Includes wood presentation board with hinged doors, flip chart clips, and tackboards on inside of doors and wall mount hardware.
- Fabric covered tackboards are attached in place on each door.
- Erasable porcelain writing surface on inside back panel (markers, eraser and flip charts are field supplied).
- Available with or without optional projection screen.

### Specification Tip

- Must be properly anchored to a structural wall.

### To Order, Specify:

- 1) Product number, including:

### ① Projection Screen Option:

- N No Projection Screen
- P Projection Screen, add **\$553.51** list

- 2) Wood finish color.
- 3) Tackboard fabric surface/color.

This page intentionally blank

Immerse

This page intentionally blank

**Immerse — Ledge Table**

Rectangle – Painted Legs



THLD

**Features**

- Includes one ledge top, painted understructure and foot rail, four painted metal legs, adjustable glides and hardware.
- Laminate or wood veneer 0.5" thick top with waterfall edge.
- Ledge top wood has a hardboard laminated core.
- Glides have 0.5" (13mm) height adjustment and are standard in black.
- Depth and width shown in nominal dimensions.
- Ships unassembled.

**Specification Tip**

- Power is not available.

**To Order, Specify:**

- 1) Product number, including:

**① Surface Type:**
 L Laminate

 W Wood

- 2) Laminate or wood finish color.

- 3) Understructure and Foot Rail trim color.  
Grade B, add **\$59.49** list.

- 4) Trim color. Grade B, add **\$59.49** list.

Height	Depth	Width	Number ①	Laminate Grade A	Grade B	Wood Group A	Group B
36"(914mm)	22"(559mm)	57"(1448mm)	THLD-2257- <input type="checkbox"/> WSNBG7P	<b>\$3810.89</b>	<b>\$4132.29</b>	<b>\$4109.79</b>	<b>\$4386.29</b>

# Immerse — Ledge Table

Rectangle – Wood Legs



THLD

### Features

- Includes one ledge top, painted understructure and foot rail, four solid wood legs, adjustable glides and hardware.
- Laminate or wood veneer 0.5" thick top with waterfall edge.
- Ledge top wood has a hardboard laminated core.
- Glides have 0.5" (13mm) height adjustment and are standard in black.
- Depth and width shown in nominal dimensions.
- Ships unassembled.

### Specification Tip

- Power is not available.

### To Order, Specify:

1) Product number, including:

#### ① Surface Type:

**L** Laminate

**W** Wood

2) Laminate or wood finish color.

3) Understructure and Foot Rail trim color.  
Grade B, add **\$59.49** list.

4) Wood leg finish.

M7-W43 Ink on Ash - no upcharge

M5-W35 Clear on White Oak, add **\$202.27** list

M6-W35 Clear on Walnut, add **\$611.35** list

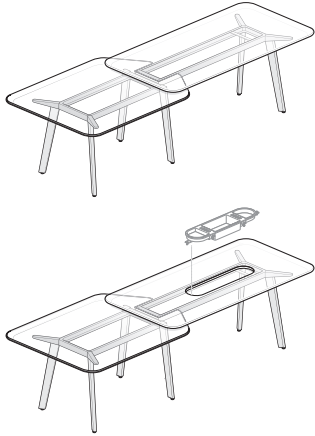
Height	Depth	Width	Number ①	Laminate Grade A	Grade B	Wood Group A	Group B
36" (914mm)	22" (559mm)	57" (1448mm)	THLD-2257- <span style="background-color: #cccccc;">■</span> WSNBG7W	<b>\$5669.21</b>	<b>\$5990.61</b>	<b>\$5968.11</b>	<b>\$6244.61</b>

This page intentionally blank



# Immerse — Overlap Table

Rectangle/Rectangle – Painted Legs



THRR

## Features

- Includes two tops, painted understructure, six painted metal legs, adjustable glides and hardware.
- Tops: Lower top available in laminate, solid surface and wood veneer with knife edge. Lower top not available painted. Upper top available painted, laminate, solid surface or wood veneer with knife edge.
  - Painted 1.125”(29mm) thick
  - Laminate and wood veneer 1.18”(30mm) thick
  - Solid surface 1”(25mm) thick
- Solid surface is standard in Cameo White.
- Glides have 0.5”(13mm) height adjustment and are standard in black.
- Depth and width shown in nominal dimensions.
- Ships unassembled.

## Specification Tips

- Power only available in the upper top.
- Separately specified power available. Use Oblong Planter (EHPO-\_\_\_\_).
- When cutout option (-U) is selected, the cutout is on the upper top only.
- Overlap of top and bottom surfaces is 18.5”(470mm).
- Seating capacity of 11 based upon 27”(686mm) per chair.
- Tops share one understructure and are not designed to be separated.

## Lower Top Dimensions

Height	Depth	Width
29”(737mm)	60”(1524mm)	78”(1981mm)
37.5”(953mm)	60”(1524mm)	78”(1981mm)

## Upper Top Dimensions

Height	Depth	Width
30.5”(775mm)	48”(1219mm)	96”(2438mm)
39”(991mm)	48”(1219mm)	96”(2438mm)

## To Order, Specify:

- 1) Product number, including:

### ① Cutout Option:

**N** No Cutout

**U** Cutout - Upper Top, add **\$175.91** list

- 2) Lower surface finish/color.
- 3) Edge trim color (laminate only).
- 4) Upper surface finish/color.
- 5) Edge trim color (laminate only).
- 6) Understructure trim color. Grade B, add **\$57.20** list.
- 7) Trim color. Grade B, add **\$57.20** list.

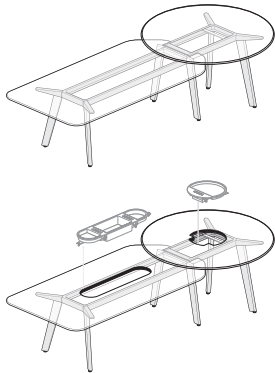
## Immerse — Overlap Table

Rectangle/Rectangle – Painted Legs

Overall Width	Number	①	Upper Top Laminate Grade A	Grade B	Paint Grade A	Grade B	Wood Group A	Group B	Solid Surface
<b>Laminate Grade A Lower Top – 29”(737mm) Height</b>									
156”(3962mm)	THRR-60F6-MFS	EGBP	N/A	N/A	\$11966.35	\$11996.38	N/A	N/A	N/A
	THRR-60F6-LFS	EGBP	\$ 9426.83	\$ 9758.53	N/A	N/A	N/A	N/A	N/A
	THRR-60F6-JFS	EGBP	N/A	N/A	N/A	N/A	N/A	N/A	\$27172.75
	THRR-60F6-QFS	EGBP	N/A	N/A	N/A	N/A	\$11915.15	\$12887.95	N/A
<b>Laminate Grade A Lower Top – 37.5”(953mm) Height</b>									
156”(3962mm)	THRR-60F6-MFS	EGCP	N/A	N/A	\$12185.23	\$12215.26	N/A	N/A	N/A
	THRR-60F6-LSS	EGCP	\$ 9645.71	\$ 9977.41	N/A	N/A	N/A	N/A	N/A
	THRR-60F6-JFS	EGCP	N/A	N/A	N/A	N/A	N/A	N/A	\$27391.63
	THRR-60F6-QFS	EGCP	N/A	N/A	N/A	N/A	\$12134.03	\$13106.83	N/A
<b>Laminate Grade B Lower Top – 29”(737mm) Height</b>									
156”(3962mm)	THRR-60F6-MFS	EGBP	N/A	N/A	\$12301.79	\$12331.82	N/A	N/A	N/A
	THRR-60F6-LFS	EGBP	\$ 9762.27	\$10093.97	N/A	N/A	N/A	N/A	N/A
	THRR-60F6-JFS	EGBP	N/A	N/A	N/A	N/A	N/A	N/A	\$27508.19
	THRR-60F6-QFS	EGBP	N/A	N/A	N/A	N/A	\$12250.59	\$13223.39	N/A
<b>Laminate Grade B Lower Top – 37.5”(953mm) Height</b>									
156”(3962mm)	THRR-60F6-MFS	EGCP	N/A	N/A	\$12520.67	\$12550.70	N/A	N/A	N/A
	THRR-60F6-LSS	EGCP	\$ 9981.15	\$10312.85	N/A	N/A	N/A	N/A	N/A
	THRR-60F6-JFS	EGCP	N/A	N/A	N/A	N/A	N/A	N/A	\$27727.07
	THRR-60F6-QFS	EGCP	N/A	N/A	N/A	N/A	\$12469.47	\$13442.27	N/A
<b>Solid Surface Lower Top – 29”(737mm) Height</b>									
156”(3962mm)	THRR-60F6-FUS	EGBP	N/A	N/A	\$29989.55	\$30019.58	N/A	N/A	N/A
	THRR-60F6-KFS	EGBP	\$27450.03	\$27781.73	N/A	N/A	N/A	N/A	N/A
	THRR-60F6-SSS	EGBP	N/A	N/A	N/A	N/A	N/A	N/A	\$45195.95
	THRR-60F6-EUS	EGBP	N/A	N/A	N/A	N/A	\$29938.35	\$30911.15	N/A
<b>Solid Surface Lower Top – 37.5”(953mm) Height</b>									
156”(3962mm)	THRR-60F6-FUS	EGCP	N/A	N/A	\$30208.43	\$30238.46	N/A	N/A	N/A
	THRR-60F6-KFS	EGCP	\$27668.91	\$28000.61	N/A	N/A	N/A	N/A	N/A
	THRR-60F6-SSS	EGCP	N/A	N/A	N/A	N/A	N/A	N/A	\$45414.83
	THRR-60F6-EUS	EGCP	N/A	N/A	N/A	N/A	\$30157.23	\$31130.03	N/A
<b>Wood Group A Lower Top – 29”(737mm) Height</b>									
156”(3962mm)	THRR-60F6-GUS	EGBP	N/A	N/A	\$14493.55	\$14523.58	N/A	N/A	N/A
	THRR-60F6-RFS	EGBP	\$11954.03	\$12285.73	N/A	N/A	N/A	N/A	N/A
	THRR-60F6-DUS	EGBP	N/A	N/A	N/A	N/A	N/A	N/A	\$29699.95
	THRR-60F6-WUS	EGBP	N/A	N/A	N/A	N/A	\$14442.35	\$15415.15	N/A
<b>Wood Group A Lower Top – 37.5”(953mm) Height</b>									
156”(3962mm)	THRR-60F6-GUS	EGCP	N/A	N/A	\$14712.43	\$14742.46	N/A	N/A	N/A
	THRR-60F6-RFS	EGCP	\$12172.91	\$12504.61	N/A	N/A	N/A	N/A	N/A
	THRR-60F6-DUS	EGCP	N/A	N/A	N/A	N/A	N/A	N/A	\$29918.83
	THRR-60F6-WUS	EGCP	N/A	N/A	N/A	N/A	\$14661.23	\$15634.03	N/A
<b>Wood Group B Lower Top – 29”(737mm) Height</b>									
156”(3962mm)	THRR-60F6-GUS	EGBP	N/A	N/A	\$15481.55	\$15511.58	N/A	N/A	N/A
	THRR-60F6-RFS	EGBP	\$12942.03	\$13273.73	N/A	N/A	N/A	N/A	N/A
	THRR-60F6-DUS	EGBP	N/A	N/A	N/A	N/A	N/A	N/A	\$30687.95
	THRR-60F6-WUS	EGBP	N/A	N/A	N/A	N/A	\$15430.35	\$16403.15	N/A
<b>Wood Group B Lower Top – 37.5”(953mm) Height</b>									
156”(3962mm)	THRR-60F6-GUS	EGCP	N/A	N/A	\$15700.43	\$15730.46	N/A	N/A	N/A
	THRR-60F6-RFS	EGCP	\$13160.91	\$13492.61	N/A	N/A	N/A	N/A	N/A
	THRR-60F6-DUS	EGCP	N/A	N/A	N/A	N/A	N/A	N/A	\$30906.83
	THRR-60F6-WUS	EGCP	N/A	N/A	N/A	N/A	\$15649.23	\$16622.03	N/A

# Immerse — Overlap Table

Rectangle/Round – Painted Legs



THRD

### Features

- Includes lower racetrack top, upper round top, painted understructure, six painted metal legs, adjustable glides and hardware.
- Tops: Rectangle lower top available painted, laminate, solid surface and wood veneer with knife edge. Round upper top available in laminate, solid surface or wood veneer with knife edge. Round upper top not available painted.
  - Painted 1.125”(29mm) thick
  - Laminate and wood veneer 1.18”(30mm) thick
  - Solid surface 1”(25mm) thick
- Solid surface is standard in Cameo White.
- Glides have 0.5”(13mm) height adjustment and are standard in black.
- Depth and width shown in nominal dimensions.
- Ships unassembled.

### Specification Tips

- Separately specified power available. Use Oblong Planter (EHPO-\_\_\_\_) for the rectangle top and Round Planter (EHRP-\_\_\_\_) for the round top.
- When cutout option (-L) is selected, the cutout is on the lower top, option (-P) the cutout is on the lower and upper top and option (-U) the cutout is on the upper top only.
- Overlap of top and bottom surfaces is 15.75”(400mm).
- Seating capacity of 8 based upon 27”(686mm) per chair.
- Tops share one understructure and are not designed to be separated.

### Lower Top Dimensions

Height	Depth	Width
29”(737mm)	48”(1219mm)	96”(2438mm)

### Upper Top Dimensions

Height	Diameter
30.5”(775mm)	60”(1524mm)

### To Order, Specify:

1) Product number, including:

#### 1 Cutout Option:

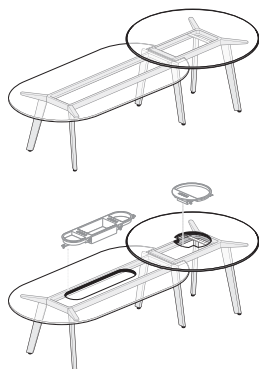
- N** No Cutout
- L** Cutout - Lower Top, add **\$175.91** list
- P** Cutout - Lower and Upper Top, add **\$351.82** list
- U** Cutout - Upper Top, add **\$175.91** list

- 2) Lower surface finish/color.
- 3) Edge trim color (laminate only).
- 4) Upper surface finish/color.
- 5) Edge trim color (laminate only).
- 6) Understructure trim color. Grade B, add **\$57.20** list.
- 7) Trim color. Grade B, add **\$57.20** list.

Overall Width	Number	1	Upper Top Laminate Grade A	Grade B	Wood Group A	Group B	Solid Surface
<b>Paint Grade A Lower Top</b>							
138”(3505mm)	THRD-48D8-TFS	EGBP	\$11242.15	\$11521.49	N/A	N/A	N/A
	THRD-48D8-HUS	EGBP	N/A	N/A	N/A	N/A	\$25106.15
	THRD-48D8-IUS	EGBP	N/A	N/A	\$13186.15	\$13946.15	N/A
<b>Paint Grade B Lower Top</b>							
138”(3505mm)	THRD-48D8-TFS	EGBP	\$11272.18	\$11551.52	N/A	N/A	N/A
	THRD-48D8-HUS	EGBP	N/A	N/A	N/A	N/A	\$25136.18
	THRD-48D8-IUS	EGBP	N/A	N/A	\$13216.18	\$13976.18	N/A
<b>Laminate Grade A Lower Top</b>							
138”(3505mm)	THRD-48D8-LFS	EGBP	\$ 8702.63	\$ 8981.97	N/A	N/A	N/A
	THRD-48D8-JFS	EGBP	N/A	N/A	N/A	N/A	\$22566.63
	THRD-48D8-QFS	EGBP	N/A	N/A	\$10646.63	\$11406.63	N/A
<b>Laminate Grade B Lower Top</b>							
138”(3505mm)	THRD-48D8-LFS	EGBP	\$ 9034.33	\$ 9313.67	N/A	N/A	N/A
	THRD-48D8-JFS	EGBP	N/A	N/A	N/A	N/A	\$22898.33
	THRD-48D8-QFS	EGBP	N/A	N/A	\$10978.33	\$11738.33	N/A
<b>Solid Surface Lower Top</b>							
138”(3505mm)	THRD-48D8-KFS	EGBP	\$26448.55	\$26727.89	N/A	N/A	N/A
	THRD-48D8-SSS	EGBP	N/A	N/A	N/A	N/A	\$40312.55
	THRD-48D8-EUS	EGBP	N/A	N/A	\$28392.55	\$29152.55	N/A
<b>Wood Group A Lower Top</b>							
138”(3505mm)	THRD-48D8-RFS	EGBP	\$11190.95	\$11470.29	N/A	N/A	N/A
	THRD-48D8-DUS	EGBP	N/A	N/A	N/A	N/A	\$25054.95
	THRD-48D8-WUS	EGBP	N/A	N/A	\$13134.95	\$13894.95	N/A
<b>Wood Group B Lower Top</b>							
138”(3505mm)	THRD-48D8-RFS	EGBP	\$12163.75	\$12443.09	N/A	N/A	N/A
	THRD-48D8-DUS	EGBP	N/A	N/A	N/A	N/A	\$26027.75
	THRD-48D8-WUS	EGBP	N/A	N/A	\$14107.75	\$14867.75	N/A

# Immerse — Overlap Table

Racetrack/Round – Painted Legs



THTD

### Features

- Includes lower racetrack top, upper round top, painted understructure, six painted metal legs, adjustable glides and hardware.
- Tops: Racetrack lower top available painted, laminate, solid surface and wood veneer with knife edge. Round upper top available in laminate, solid surface or wood veneer with knife edge. Round upper top not available painted.
  - Painted 1.125”(29mm) thick
  - Laminate and wood veneer 1.18”(30mm) thick
  - Solid surface 1”(25mm) thick
- Solid surface is standard in Cameo White.
- Glides have 0.5”(13mm) height adjustment and are standard in black.
- Depth and width shown in nominal dimensions.
- Ships unassembled.

### Specification Tips

- Separately specified power available. Use Oblong Planter (EHPO-\_\_\_\_) for the racetrack top and Round Planter (EHPR-\_\_\_\_) for the round top.
- When cutout option (-L) is selected, the cutout is on the lower top, option (-P) the cutout is on the lower and upper top and option (-U) the cutout is on the upper top only.
- Overlap of top and bottom surfaces is 16.25”(413mm).
- Seating capacity of 8 based upon 27”(686mm) per chair.
- Tops share one understructure and are not designed to be separated.

### To Order, Specify:

- 1) Product number, including:

#### ① Cutout Option:

- N** No Cutout
- L** Cutout - Lower Top, add **\$175.91** list
- P** Cutout - Lower and Upper Top, add **\$351.82** list
- U** Cutout - Upper Top, add **\$175.91** list

- 2) Lower surface finish/color.
- 3) Edge trim color (laminate only).
- 4) Upper surface finish/color.
- 5) Edge trim color (laminate only).
- 6) Understructure trim color. Grade B, add **\$57.20** list.
- 7) Trim color. Grade B, add **\$57.20** list.

### Lower Top Dimensions

Height	Depth	Width
29”(737mm)	48”(1219mm)	96”(2438mm)

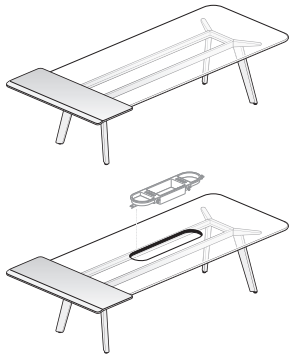
### Upper Top Dimensions

Height	Diameter
30.5”(775mm)	60”(1524mm)

Overall Width	Number	①	Upper Top Laminate Grade A	Grade B	Wood Group A	Group B	Solid Surface
<b>Paint Grade A Lower Top</b>							
138”(3505mm)	THTD-48D8-TFS	EGBP	\$11242.15	\$11521.49	N/A	N/A	N/A
	THTD-48D8-HUS	EGBP	N/A	N/A	N/A	N/A	\$25106.15
	THTD-48D8-IUS	EGBP	N/A	N/A	\$13186.15	\$13946.15	N/A
<b>Paint Grade B Lower Top</b>							
138”(3505mm)	THTD-48D8-TFS	EGBP	\$11272.18	\$11551.52	N/A	N/A	N/A
	THTD-48D8-HUS	EGBP	N/A	N/A	N/A	N/A	\$25136.18
	THTD-48D8-IUS	EGBP	N/A	N/A	\$13216.18	\$13976.18	N/A
<b>Laminate Grade A Lower Top</b>							
138”(3505mm)	THTD-48D8-LFS	EGBP	\$ 8702.63	\$ 8981.97	N/A	N/A	N/A
	THTD-48D8-JFS	EGBP	N/A	N/A	N/A	N/A	\$22566.63
	THTD-48D8-QFS	EGBP	N/A	N/A	\$10646.63	\$11406.63	N/A
<b>Laminate Grade B Lower Top</b>							
138”(3505mm)	THTD-48D8-LFS	EGBP	\$ 9034.33	\$ 9313.67	N/A	N/A	N/A
	THTD-48D8-JFS	EGBP	N/A	N/A	N/A	N/A	\$22898.33
	THTD-48D8-QFS	EGBP	N/A	N/A	\$10978.33	\$11738.33	N/A
<b>Solid Surface Lower Top</b>							
138”(3505mm)	THTD-48D8-KFS	EGBP	\$26448.55	\$26727.89	N/A	N/A	N/A
	THTD-48D8-SSS	EGBP	N/A	N/A	N/A	N/A	\$40312.55
	THTD-48D8-EUS	EGBP	N/A	N/A	\$28392.55	\$29152.55	N/A
<b>Wood Group A Lower Top</b>							
138”(3505mm)	THTD-48D8-RFS	EGBP	\$11190.95	\$11470.29	N/A	N/A	N/A
	THTD-48D8-DUS	EGBP	N/A	N/A	N/A	N/A	\$25054.95
	THTD-48D8-WUS	EGBP	N/A	N/A	\$13134.95	\$13894.95	N/A
<b>Wood Group B Lower Top</b>							
138”(3505mm)	THTD-48D8-RFS	EGBP	\$12163.75	\$12443.09	N/A	N/A	N/A
	THTD-48D8-DUS	EGBP	N/A	N/A	N/A	N/A	\$26027.75
	THTD-48D8-WUS	EGBP	N/A	N/A	\$14107.75	\$14867.75	N/A

# Immerse — Overlap Table

Rectangle/Ledge – Painted Legs



THRL

### Features

- Includes one ledge upper top with 0.5”(7mm) spacer attached and one rectangle lower top, painted understructure, four painted metal legs, adjustable glides and hardware.
- Upper ledge top 0.5”(13mm) laminate or wood veneer with waterfall edge.
- Rectangle lower top available laminate, solid surface and wood veneer with knife edge.
  - Laminate and wood veneer 1.18”(30mm) thick
  - Solid surface 1”(25mm) thick
- Solid surface is standard in Cameo White.
- Ledge wood top is hardboard laminated core.
- Glides have 0.5”(13mm) height adjustment and are standard in black.
- Depth and width shown in nominal dimensions.
- Ships unassembled.

### Specification Tips

- Separately specified power available. Use Oblong Planter (EHPO-\_\_\_\_).
- When cutout option (-L) is selected, the cutout is on the lower top only.
- Overlap of top and bottom surfaces is 17.75”(451mm).
- Seating capacity of 9 based upon 27”(686mm) per chair.
- Tops share one understructure and are not designed to be separated.

### Lower Top Dimensions

Height	Depth	Width
29”(737mm)	48”(1219mm)	120”(3048mm)

### Upper Top Dimensions

Height	Depth	Width
30.5”(775mm)	57”(1448mm)	22”(559mm)

### To Order, Specify:

- 1) Product number, including:

#### ① Cutout Option:

- N** No Cutout
- L** Cutout - Lower Top, add **\$175.91** list

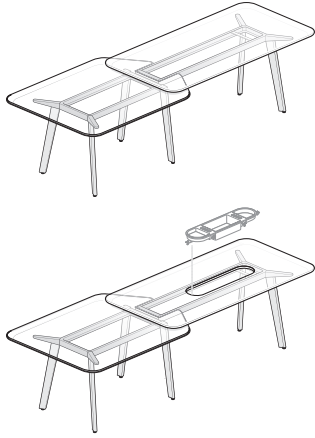
- 2) Lower surface finish/color.
- 3) Edge trim color (laminate only).
- 4) Upper surface finish/color.
- 5) Understructure trim color. Grade B, add **\$57.20** list.
- 6) Trim color. Grade B, add **\$57.20** list.

Overall Width	Number	①	Upper Top		Wood	
			Laminate Grade A	Grade B	Group A	Group B
<b>Laminate Grade A Lower Top</b>						
124”(3150mm)	THRL-48C4-LFS	EGBP	\$ 7320.88	\$ 7606.14	N/A	N/A
	THRL-48C4-QFS	EGBP	N/A	N/A	\$ 7608.23	\$ 7874.23
<b>Laminate Grade B Lower Top</b>						
124”(3150mm)	THRL-48C4-LFS	EGBP	\$ 7712.42	\$ 7997.68	N/A	N/A
	THRL-48C4-QFS	EGBP	N/A	N/A	\$ 7999.77	\$ 8265.77
<b>Solid Surface Lower Top</b>						
124”(3150mm)	THRL-48C4-KFS	EGBP	\$29503.28	\$29788.54	N/A	N/A
	THRL-48C4-ESS	EGBP	N/A	N/A	\$29790.63	\$30056.63
<b>Wood Group A Lower Top</b>						
124”(3150mm)	THRL-48C4-RFS	EGBP	\$10431.28	\$10716.54	N/A	N/A
	THRL-48C4-WUS	EGBP	N/A	N/A	\$10718.63	\$10984.63
<b>Wood Group B Lower Top</b>						
124”(3150mm)	THRL-48C4-RFS	EGBP	\$11647.28	\$11932.54	N/A	N/A
	THRL-48C4-WUS	EGBP	N/A	N/A	\$11934.63	\$12200.63

This page intentionally blank

# Immerse — Overlap Table

Rectangle/Rectangle – Wood Legs



THRR

### Features

- Includes two tops, painted understructure, six solid wood legs, adjustable glides and hardware.
- Tops: Lower top available in laminate, solid surface and wood veneer with knife edge. Lower top not available painted. Upper top available painted, laminate, solid surface or wood veneer with knife edge.
  - Painted 1.125”(29mm) thick
  - Laminate and wood veneer 1.18”(30mm) thick
  - Solid surface 1”(25mm) thick
- Solid surface is standard in Cameo White.
- Glides have 0.5”(13mm) height adjustment and are standard in black.
- Depth and width shown in nominal dimensions.
- Ships unassembled.

### Specification Tips

- Power only available in the upper top.
- Separately specified power available. Use Oblong Planter (EHPO-\_\_\_\_).
- When cutout option (-U) is selected, the cutout is on the upper top only.
- Overlap of top and bottom surfaces is 18.5”(470mm).
- Seating capacity of 11 based upon 27”(686mm) per chair.
- Tops share one understructure and are not designed to be separated.

### Lower Top Dimensions

Height	Depth	Width
29”(737mm)	60”(1524mm)	78”(1981mm)
37.5”(953mm)	60”(1524mm)	78”(1981mm)

### Upper Top Dimensions

Height	Depth	Width
30.5”(775mm)	48”(1219mm)	96”(2438mm)
39”(991mm)	48”(1219mm)	96”(2438mm)

### To Order, Specify:

- 1) Product number, including:

#### 1 Cutout Option:

**N** No Cutout

**U** Cutout - Upper Top, add **\$175.91** list

- 2) Lower surface finish/color.
- 3) Edge trim color (laminate only).
- 4) Upper surface finish/color.
- 5) Edge trim color (laminate only).
- 6) Understructure trim color. Grade B, add **\$57.20** list.
- 7) Wood leg finish.
  - M7-W43 Ink on Ash - no upcharge
  - M5-W35 Clear on White Oak, add **\$301.14** list
  - M6-W35 Clear on Walnut, add **\$910.21** list

## Immerse — Overlap Table

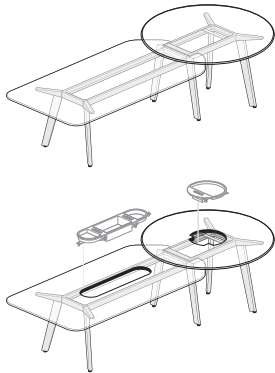
Rectangle/Rectangle – Wood Legs

Overall Width	Number	①	Upper Top Laminate Grade A	Grade B	Paint Grade A	Grade B	Wood Group A	Group B	Solid Surface	
<b>Laminate Grade A Lower Top – 29”(737mm) Height</b>										
156”(3962mm)	THRR-60F6-MFS	■	EGBW	N/A	N/A	\$17377.27	\$17407.30	N/A	N/A	N/A
	THRR-60F6-LFS	■	EGBW	\$14837.75	\$15169.45	N/A	N/A	N/A	N/A	N/A
	THRR-60F6-JFS	■	EGBW	N/A	N/A	N/A	N/A	N/A	N/A	\$32583.67
	THRR-60F6-QFS	■	EGBW	N/A	N/A	N/A	N/A	\$17326.07	\$18298.87	N/A
<b>Laminate Grade A Lower Top – 37.5”(953mm) Height</b>										
156”(3962mm)	THRR-60F6-MFS	■	EGCW	N/A	N/A	\$17596.15	\$17626.18	N/A	N/A	N/A
	THRR-60F6-LSS	■	EGCW	\$15056.63	\$15388.33	N/A	N/A	N/A	N/A	N/A
	THRR-60F6-JFS	■	EGCW	N/A	N/A	N/A	N/A	N/A	N/A	\$32802.55
	THRR-60F6-QFS	■	EGCW	N/A	N/A	N/A	N/A	\$17544.95	\$18517.75	N/A
<b>Laminate Grade B Lower Top – 29”(737mm) Height</b>										
156”(3962mm)	THRR-60F6-MFS	■	EGBW	N/A	N/A	\$17712.71	\$17742.74	N/A	N/A	N/A
	THRR-60F6-LFS	■	EGBW	\$15173.19	\$15504.89	N/A	N/A	N/A	N/A	N/A
	THRR-60F6-JFS	■	EGBW	N/A	N/A	N/A	N/A	N/A	N/A	\$32919.11
	THRR-60F6-QFS	■	EGBW	N/A	N/A	N/A	N/A	\$17661.51	\$18634.31	N/A
<b>Laminate Grade B Lower Top – 37.5”(953mm) Height</b>										
156”(3962mm)	THRR-60F6-MFS	■	EGCW	N/A	N/A	\$17931.59	\$17961.62	N/A	N/A	N/A
	THRR-60F6-LSS	■	EGCW	\$15392.07	\$15723.77	N/A	N/A	N/A	N/A	N/A
	THRR-60F6-JFS	■	EGCW	N/A	N/A	N/A	N/A	N/A	N/A	\$33137.99
	THRR-60F6-QFS	■	EGCW	N/A	N/A	N/A	N/A	\$17880.39	\$18853.19	N/A
<b>Solid Surface Lower Top – 29”(737mm) Height</b>										
156”(3962mm)	THRR-60F6-FUS	■	EGBW	N/A	N/A	\$35400.47	\$35430.50	N/A	N/A	N/A
	THRR-60F6-KFS	■	EGBW	\$32860.95	\$33192.65	N/A	N/A	N/A	N/A	N/A
	THRR-60F6-SSS	■	EGBW	N/A	N/A	N/A	N/A	N/A	N/A	\$50606.87
	THRR-60F6-EUS	■	EGBW	N/A	N/A	N/A	N/A	\$35349.27	\$36322.07	N/A
<b>Solid Surface Lower Top – 37.5”(953mm) Height</b>										
156”(3962mm)	THRR-60F6-FUS	■	EGCW	N/A	N/A	\$35619.35	\$35649.38	N/A	N/A	N/A
	THRR-60F6-KFS	■	EGCW	\$33079.83	\$33411.53	N/A	N/A	N/A	N/A	N/A
	THRR-60F6-SSS	■	EGCW	N/A	N/A	N/A	N/A	N/A	N/A	\$50825.75
	THRR-60F6-EUS	■	EGCW	N/A	N/A	N/A	N/A	\$35568.15	\$36540.95	N/A
<b>Wood Group A Lower Top – 29”(737mm) Height</b>										
156”(3962mm)	THRR-60F6-GUS	■	EGBW	N/A	N/A	\$19904.47	\$19934.50	N/A	N/A	N/A
	THRR-60F6-RFS	■	EGBW	\$17364.95	\$17696.65	N/A	N/A	N/A	N/A	N/A
	THRR-60F6-DUS	■	EGBW	N/A	N/A	N/A	N/A	N/A	N/A	\$35110.87
	THRR-60F6-WUS	■	EGBW	N/A	N/A	N/A	N/A	\$19853.27	\$20826.07	N/A
<b>Wood Group A Lower Top – 37.5”(953mm) Height</b>										
156”(3962mm)	THRR-60F6-GUS	■	EGCW	N/A	N/A	\$20123.35	\$20153.38	N/A	N/A	N/A
	THRR-60F6-RFS	■	EGCW	\$17583.83	\$17915.53	N/A	N/A	N/A	N/A	N/A
	THRR-60F6-DUS	■	EGCW	N/A	N/A	N/A	N/A	N/A	N/A	\$35329.75
	THRR-60F6-WUS	■	EGCW	N/A	N/A	N/A	N/A	\$20072.15	\$21044.95	N/A
<b>Wood Group B Lower Top – 29”(737mm) Height</b>										
156”(3962mm)	THRR-60F6-GUS	■	EGBW	N/A	N/A	\$20892.47	\$20922.50	N/A	N/A	N/A
	THRR-60F6-RFS	■	EGBW	\$18352.95	\$18684.65	N/A	N/A	N/A	N/A	N/A
	THRR-60F6-DUS	■	EGBW	N/A	N/A	N/A	N/A	N/A	N/A	\$36098.87
	THRR-60F6-WUS	■	EGBW	N/A	N/A	N/A	N/A	\$20841.27	\$21814.07	N/A
<b>Wood Group B Lower Top – 37.5”(953mm) Height</b>										
156”(3962mm)	THRR-60F6-GUS	■	EGCW	N/A	N/A	\$21111.35	\$21141.38	N/A	N/A	N/A
	THRR-60F6-RFS	■	EGCW	\$18571.83	\$18903.53	N/A	N/A	N/A	N/A	N/A
	THRR-60F6-DUS	■	EGCW	N/A	N/A	N/A	N/A	N/A	N/A	\$36317.75
	THRR-60F6-WUS	■	EGCW	N/A	N/A	N/A	N/A	\$21060.15	\$22032.95	N/A



# Immerse — Overlap Table

Rectangle/Round – Wood Legs



THRD

### Features

- Includes lower racetrack top, upper round top, painted understructure, six solid wood legs, adjustable glides and hardware.
- Tops: Rectangle lower top available painted, laminate, solid surface and wood veneer with knife edge. Round upper top available in laminate, solid surface or wood veneer with knife edge. Round upper top not available painted.
  - Painted 1.125”(29mm) thick
  - Laminate and wood veneer 1.18”(30mm) thick
  - Solid surface 1”(25mm) thick
- Solid surface is standard in Cameo White.
- Glides have 0.5”(13mm) height adjustment and are standard in black.
- Depth and width shown in nominal dimensions.
- Ships unassembled.

### Specification Tips

- Separately specified power available. Use Oblong Planter (EHPO-\_\_\_\_) for the rectangle top and Round Planter (EHPR-\_\_\_\_) for the round top.
- When cutout option (-L) is selected, the cutout is on the lower top, option (-P) the cutout is on the lower and upper top and option (-U) the cutout is on the upper top only.
- Overlap of top and bottom surfaces is 15.75”(400mm).
- Seating capacity of 8 based upon 27”(686mm) per chair.
- Tops share one understructure and are not designed to be separated.

### Lower Top Dimensions

Height	Depth	Width
29”(737mm)	48”(1219mm)	96”(2438mm)

### Upper Top Dimensions

Height	Diameter
30.5”(775mm)	60”(1524mm)

### To Order, Specify:

1) Product number, including:

#### 1 Cutout Option:

- N** No Cutout
- L** Cutout - Lower Top, add **\$175.91** list
- P** Cutout - Lower and Upper Top, add **\$351.82** list
- U** Cutout - Upper Top, add **\$175.91** list

2) Lower surface finish/color.

3) Edge trim color (laminate only).

4) Upper surface finish/color.

5) Edge trim color (laminate only).

6) Understructure trim color. Grade B, add **\$57.20** list.

7) Wood leg finish.

M7-W43 Ink on Ash - no upcharge

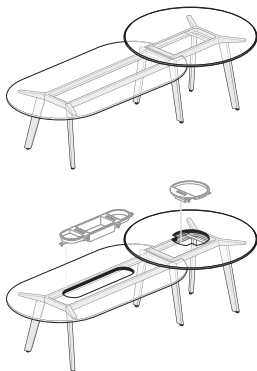
M5-W35 Clear on White Oak, add **\$301.14** list

M6-W35 Clear on Walnut, add **\$910.21** list

Overall Width	Number	1	Upper Top Laminate Grade A	Grade B	Wood Group A	Group B	Solid Surface
<b>Paint Grade A Lower Top</b>							
138”(3505mm)	THRD-48D8-TFS	EGBW	\$16653.07	\$16932.41	N/A	N/A	N/A
	THRD-48D8-HUS	EGBW	N/A	N/A	N/A	N/A	\$30517.07
	THRD-48D8-IUS	EGBW	N/A	N/A	\$18597.07	\$19357.07	N/A
<b>Paint Grade B Lower Top</b>							
138”(3505mm)	THRD-48D8-TFS	EGBW	\$16683.10	\$16962.44	N/A	N/A	N/A
	THRD-48D8-HUS	EGBW	N/A	N/A	N/A	N/A	\$30547.10
	THRD-48D8-IUS	EGBW	N/A	N/A	\$18627.10	\$19387.10	N/A
<b>Laminate Grade A Lower Top</b>							
138”(3505mm)	THRD-48D8-LFS	EGBW	\$14113.55	\$14392.89	N/A	N/A	N/A
	THRD-48D8-JFS	EGBW	N/A	N/A	N/A	N/A	\$27977.55
	THRD-48D8-QFS	EGBW	N/A	N/A	\$16057.55	\$16817.55	N/A
<b>Laminate Grade B Lower Top</b>							
138”(3505mm)	THRD-48D8-LFS	EGBW	\$14445.25	\$14724.59	N/A	N/A	N/A
	THRD-48D8-JFS	EGBW	N/A	N/A	N/A	N/A	\$28309.25
	THRD-48D8-QFS	EGBW	N/A	N/A	\$16389.25	\$17149.25	N/A
<b>Solid Surface Lower Top</b>							
138”(3505mm)	THRD-48D8-KFS	EGBW	\$31859.47	\$32138.81	N/A	N/A	N/A
	THRD-48D8-SSS	EGBW	N/A	N/A	N/A	N/A	\$45723.47
	THRD-48D8-EUS	EGBW	N/A	N/A	\$33803.47	\$34563.47	N/A
<b>Wood Group A Lower Top</b>							
138”(3505mm)	THRD-48D8-RFS	EGBW	\$16601.87	\$16881.21	N/A	N/A	N/A
	THRD-48D8-DUS	EGBW	N/A	N/A	N/A	N/A	\$30465.87
	THRD-48D8-WUS	EGBW	N/A	N/A	\$18545.87	\$19305.87	N/A
<b>Wood Group B Lower Top</b>							
138”(3505mm)	THRD-48D8-RFS	EGBW	\$17574.67	\$17854.01	N/A	N/A	N/A
	THRD-48D8-DUS	EGBW	N/A	N/A	N/A	N/A	\$31438.67
	THRD-48D8-WUS	EGBW	N/A	N/A	\$19518.67	\$20278.67	N/A

# Immerse — Overlap Table

Racetrack/Round – Wood Legs



THTD

### Features

- Includes lower racetrack top, upper round top, painted understructure, six solid wood legs, adjustable glides and hardware.
- Tops: Racetrack lower top available painted, laminate, solid surface and wood veneer with knife edge. Round upper top available in laminate, solid surface or wood veneer with knife edge. Round upper top not available painted.
  - Painted 1.125”(29mm) thick
  - Laminate and wood veneer 1.18”(30mm) thick
  - Solid surface 1”(25mm) thick
- Solid surface is standard in Cameo White.
- Glides have 0.5”(13mm) height adjustment and are standard in black.
- Depth and width shown in nominal dimensions.
- Ships unassembled.

### Specification Tips

- Separately specified power available. Use Oblong Planter (EHPO-\_\_\_\_) for the racetrack top and Round Planter (EHPR-\_\_\_\_) for the round top.
- When cutout option (-L) is selected, the cutout is on the lower top, option (-P) the cutout is on the lower and upper top and option (-U) the cutout is on the upper top only.
- Overlap of top and bottom surfaces is 16.25”(413mm).
- Seating capacity of 8 based upon 27”(686mm) per chair.
- Tops share one understructure and are not designed to be separated.

### To Order, Specify:

- 1) Product number, including:

#### 1 Cutout Option:

- N** No Cutout
- L** Cutout - Lower Top, add **\$175.91** list
- P** Cutout - Lower and Upper Top, add **\$351.82** list
- U** Cutout - Upper Top, add **\$175.91** list

- 2) Lower surface finish/color.
- 3) Edge trim color (laminate only).
- 4) Upper surface finish/color.
- 5) Edge trim color (laminate only).
- 6) Understructure trim color. Grade B, add **\$57.20** list.
- 7) Wood leg finish.
  - M7-W43 Ink on Ash - no upcharge
  - M5-W35 Clear on White Oak, add **\$301.14** list
  - M6-W35 Clear on Walnut, add **\$910.21** list

### Lower Top Dimensions

Height	Depth	Width
29”(737mm)	48”(1219mm)	96”(2438mm)

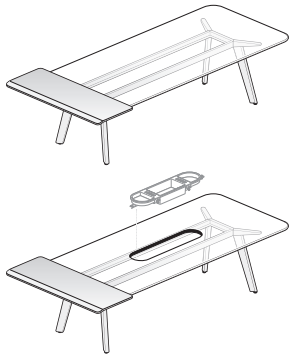
### Upper Top Dimensions

Height	Diameter
30.5”(775mm)	60”(1524mm)

Overall Width	Number	1	Upper Top Laminate Grade A	Grade B	Wood Group A	Group B	Solid Surface
<b>Paint Grade A Lower Top</b>							
138”(3505mm)	THTD-48D8-TFS	EGBW	\$16653.07	\$16932.41	N/A	N/A	N/A
	THTD-48D8-HUS	EGBW	N/A	N/A	N/A	N/A	\$30517.07
	THTD-48D8-IUS	EGBW	N/A	N/A	\$18597.07	\$19357.07	N/A
<b>Paint Grade B Lower Top</b>							
138”(3505mm)	THTD-48D8-TFS	EGBW	\$16683.10	\$16962.44	N/A	N/A	N/A
	THTD-48D8-HUS	EGBW	N/A	N/A	N/A	N/A	\$30547.10
	THTD-48D8-IUS	EGBW	N/A	N/A	\$18627.10	\$19387.10	N/A
<b>Laminate Grade A Lower Top</b>							
138”(3505mm)	THTD-48D8-LFS	EGBW	\$14113.55	\$14392.89	N/A	N/A	N/A
	THTD-48D8-JFS	EGBW	N/A	N/A	N/A	N/A	\$27977.55
	THTD-48D8-QFS	EGBW	N/A	N/A	\$16057.55	\$16817.55	N/A
<b>Laminate Grade B Lower Top</b>							
138”(3505mm)	THTD-48D8-LFS	EGBW	\$14445.25	\$14724.59	N/A	N/A	N/A
	THTD-48D8-JFS	EGBW	N/A	N/A	N/A	N/A	\$28309.25
	THTD-48D8-QFS	EGBW	N/A	N/A	\$16389.25	\$17149.25	N/A
<b>Solid Surface Lower Top</b>							
138”(3505mm)	THTD-48D8-KFS	EGBW	\$31859.47	\$32138.81	N/A	N/A	N/A
	THTD-48D8-SSS	EGBW	N/A	N/A	N/A	N/A	\$45723.47
	THTD-48D8-EUS	EGBW	N/A	N/A	\$33803.47	\$34563.47	N/A
<b>Wood Group A Lower Top</b>							
138”(3505mm)	THTD-48D8-RFS	EGBW	\$16601.87	\$16881.21	N/A	N/A	N/A
	THTD-48D8-DUS	EGBW	N/A	N/A	N/A	N/A	\$30465.87
	THTD-48D8-WUS	EGBW	N/A	N/A	\$18545.87	\$19305.87	N/A
<b>Wood Group B Lower Top</b>							
138”(3505mm)	THTD-48D8-RFS	EGBW	\$17574.67	\$17854.01	N/A	N/A	N/A
	THTD-48D8-DUS	EGBW	N/A	N/A	N/A	N/A	\$31438.67
	THTD-48D8-WUS	EGBW	N/A	N/A	\$19518.67	\$20278.67	N/A

# Immerse — Overlap Table

Rectangle/Ledge – Wood Legs



THRL

### Features

- Includes one ledge upper top with 0.5”(13mm) spacer attached and one rectangle lower top, painted understructure, four solid wood legs, adjustable glides and hardware.
- Upper ledge top 0.5”(13mm) laminate or wood veneer with waterfall edge.
- Rectangle lower top available laminate, solid surface and wood veneer with knife edge.
  - Laminate and wood veneer 1.18”(30mm) thick
  - Solid surface 1”(25mm) thick
- Solid surface is standard in Cameo White.
- Ledge wood top is hardboard laminated core.
- Glides have 0.5”(13mm) height adjustment and are standard in black.
- Depth and width shown in nominal dimensions.
- Ships unassembled.

### Specification Tips

- Separately specified power available. Use Oblong Planter (EHPO-\_\_\_\_).
- When cutout option (-L) is selected, the cutout is on the lower top only.
- Overlap of top and bottom surfaces is 17.75”(451mm).
- Seating capacity of 9 based upon 27”(686mm) per chair.
- Tops share one understructure and are not designed to be separated.

### Lower Top Dimensions

Height	Depth	Width
29”(737mm)	48”(1219mm)	120”(3048mm)

### Upper Top Dimensions

Height	Depth	Width
30.5”(775mm)	57”(1448mm)	22”(559mm)

### To Order, Specify:

1) Product number, including:

#### 1 Cutout Option:

**N** No Cutout

**L** Cutout - Lower Top, add **\$175.91** list

2) Lower surface finish/color.

3) Edge trim color (laminate only).

4) Upper surface finish/color.

5) Understructure trim color. Grade B, add **\$57.20** list.

6) Wood leg finish.

M7-W43 Ink on Ash - no upcharge

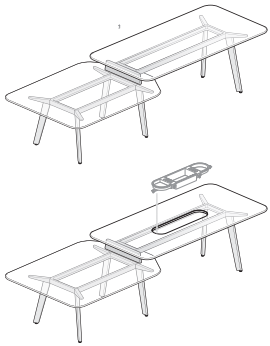
M5-W35 Clear on White Oak, add **\$194.49** list

M6-W35 Clear on Walnut, add **\$587.82** list

Overall Width	Number	1	Upper Top Laminate Grade A	Grade B	Wood Group A	Group B
<b>Laminate Grade A Lower Top</b>						
124”(3150mm)	THRL-48C4-LFS	EGBW	<b>\$10824.72</b>	<b>\$11109.98</b>	N/A	N/A
	THRL-48C4-QFS	EGBW	N/A	N/A	<b>\$11112.07</b>	<b>\$11378.07</b>
<b>Laminate Grade B Lower Top</b>						
124”(3150mm)	THRL-48C4-LFS	EGBW	<b>\$11216.26</b>	<b>\$11501.52</b>	N/A	N/A
	THRL-48C4-QFS	EGBW	N/A	N/A	<b>\$11503.61</b>	<b>\$11769.61</b>
<b>Solid Surface Lower Top</b>						
124”(3150mm)	THRL-48C4-KFS	EGBW	<b>\$33007.12</b>	<b>\$33292.38</b>	N/A	N/A
	THRL-48C4-ESS	EGBW	N/A	N/A	<b>\$33294.47</b>	<b>\$33560.47</b>
<b>Wood Group A Lower Top</b>						
124”(3150mm)	THRL-48C4-RFS	EGBW	<b>\$13935.12</b>	<b>\$14220.38</b>	N/A	N/A
	THRL-48C4-WUS	EGBW	N/A	N/A	<b>\$14222.47</b>	<b>\$14488.47</b>
<b>Wood Group B Lower Top</b>						
124”(3150mm)	THRL-48C4-RFS	EGBW	<b>\$15151.12</b>	<b>\$15436.38</b>	N/A	N/A
	THRL-48C4-WUS	EGBW	N/A	N/A	<b>\$15438.47</b>	<b>\$15704.47</b>

# Immerse — Shift Table

Rectangle/Rectangle – Painted Legs



THRR

### Features

- Includes two tops, 7”(178mm) high stack spacer, painted understructure, six painted metal legs, adjustable glides and hardware.
- Tops: Lower top available in laminate, solid surface and wood veneer with knife edge. Upper top available painted, laminate, solid surface or wood veneer with knife edge.
  - Painted 1.125”(29mm) thick
  - Laminate and wood veneer 1.18”(30mm) thick
  - Solid surface 1” thick
- Solid surface is standard in Cameo White.
- Stack spacer is painted MDF.
- Glides have 0.5”(13mm) height adjustment and are standard in black.
- Depth and width shown in nominal dimensions.
- Ships unassembled.

### Specification Tips

- Separately specified power available. Use Oblong Planter (EHPO-\_\_\_\_).
- When cutout option (-U) is selected, cutout is on the upper top only. Lower top not available with cutout.
- Overlap of top and bottom surfaces is 18.5”(470mm).
- Seating capacity of 11 based upon 27”(686mm) per chair.
- Tops share one understructure and are not designed to be separated.

### Lower Top Dimensions

Height	Depth	Width
29”(737mm)	60”(1524mm)	78”(1981mm)

### Upper Top Dimensions

Height	Depth	Width
36”(914mm)	48”(1219mm)	96”(2438mm)

### To Order, Specify:

1) Product number, including:

#### 1 Cutout Option:

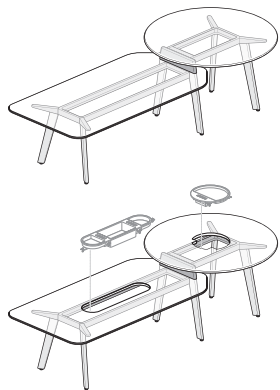
- N No Cutout
- U Cutout - Upper Top, add **\$175.91** list

- 2) Lower surface finish/color.
- 3) Edge trim color (laminate only).
- 4) Upper surface finish/color.
- 5) Edge trim color (laminate only).
- 6) Understructure trim color. Grade B, add **\$57.20** list.
- 7) Trim color. Grade B, add **\$57.20** list.
- 8) Stack spacer color.

Overall Width	Number	1	Upper Top		Paint Grade A	Grade B	Wood Group A	Group B	Solid Surface
			Laminate Grade A	Grade B					
<b>Laminate Grade A Lower Top</b>									
156”(3962mm)	THRR-60F6-MFS	DGAP	N/A	N/A	\$12439.63	\$12469.66	N/A	N/A	N/A
	THRR-60F6-LFS	DGAP	\$ 9900.11	\$10231.81	N/A	N/A	N/A	N/A	N/A
	THRR-60F6-JFS	DGAP	N/A	N/A	N/A	N/A	N/A	N/A	\$27646.03
	THRR-60F6-QFS	DGAP	N/A	N/A	N/A	N/A	\$12388.43	\$13361.23	N/A
<b>Laminate Grade B Lower Top</b>									
156”(3962mm)	THRR-60F6-MFS	DGAP	N/A	N/A	\$12775.07	\$12805.10	N/A	N/A	N/A
	THRR-60F6-LFS	DGAP	\$10235.55	\$10567.25	N/A	N/A	N/A	N/A	N/A
	THRR-60F6-JFS	DGAP	N/A	N/A	N/A	N/A	N/A	N/A	\$27981.47
	THRR-60F6-QFS	DGAP	N/A	N/A	N/A	N/A	\$12723.87	\$13696.67	N/A
<b>Solid Surface Lower Top</b>									
156”(3962mm)	THRR-60F6-FUS	DGAP	N/A	N/A	\$30462.83	\$30492.86	N/A	N/A	N/A
	THRR-60F6-KFS	DGAP	\$27923.31	\$28255.01	N/A	N/A	N/A	N/A	N/A
	THRR-60F6-SSS	DGAP	N/A	N/A	N/A	N/A	N/A	N/A	\$45669.23
	THRR-60F6-EUS	DGAP	N/A	N/A	N/A	N/A	\$30411.63	\$31384.43	N/A
<b>Wood Group A Lower Top</b>									
156”(3962mm)	THRR-60F6-GUS	DGAP	N/A	N/A	\$14966.83	\$14996.86	N/A	N/A	N/A
	THRR-60F6-RFS	DGAP	\$12427.31	\$12759.01	N/A	N/A	N/A	N/A	N/A
	THRR-60F6-DUS	DGAP	N/A	N/A	N/A	N/A	N/A	N/A	\$30173.23
	THRR-60F6-WUS	DGAP	N/A	N/A	N/A	N/A	\$14915.63	\$15888.43	N/A
<b>Wood Group B Lower Top</b>									
156”(3962mm)	THRR-60F6-GUS	DGAP	N/A	N/A	\$15954.83	\$15984.86	N/A	N/A	N/A
	THRR-60F6-RFS	DGAP	\$13415.31	\$13747.01	N/A	N/A	N/A	N/A	N/A
	THRR-60F6-DUS	DGAP	N/A	N/A	N/A	N/A	N/A	N/A	\$31161.23
	THRR-60F6-WUS	DGAP	N/A	N/A	N/A	N/A	\$15903.63	\$16876.43	N/A

# Immerse — Shift Table

Rectangle/Round – Painted Legs



THRD

### Features

- Includes rectangle lower top and round upper top, 7”(178mm) high stack spacer, painted understructure, six painted metal legs, adjustable glides and hardware.
- Tops: Rectangle lower top available painted, laminate, solid surface and wood veneer with knife edge. Round upper top available in laminate, solid surface or wood veneer with knife edge. Round upper top not available painted.
  - Painted 1.125”(29mm) thick
  - Laminate and wood veneer 1.18”(30mm) thick
  - Solid surface 1”(25mm) thick
- Solid surface is standard in Cameo White.
- Stack spacer is painted MDF.
- Glides have 0.5”(13mm) height adjustment and are standard in black.
- Depth and width shown in nominal dimensions.
- Ships unassembled.

### Specification Tips

- Separately specified power available. Use Oblong Planter (EHPO-\_\_\_\_\_) for the rectangle top and Round Planter (EHPR-\_\_\_\_\_) for the round top.
- When cutout option (-L) is selected, the cutout is on the lower top, option (-P) the cutout is on the lower and upper top and option (-U) the cutout is on the upper top only.
- Overlap of top and bottom surfaces is 15.75”(400mm).
- Seating capacity of 8 based upon 27”(686mm) per chair.
- Tops share one understructure and are not designed to be separated.

### Lower Top Dimensions

Height	Depth	Width
29”(737mm)	48”(1219mm)	96”(2438mm)

### Upper Top Dimensions

Height	Diameter
36”(914mm)	60”(1524mm)

### To Order, Specify:

1) Product number, including:

#### 1 Cutout Option:

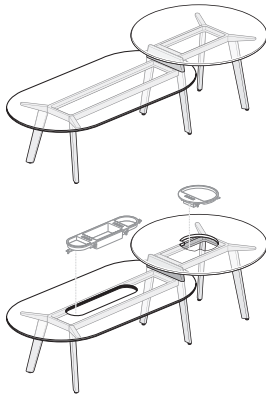
- N** No Cutout
- L** Cutout - Lower Top, add **\$175.91** list
- P** Cutout - Lower and Upper Top, add **\$351.82** list
- U** Cutout - Upper Top, add **\$175.91** list

- 2) Lower surface finish/color.
- 3) Edge trim color (laminate only).
- 4) Upper surface finish/color.
- 5) Edge trim color (laminate only).
- 6) Understructure trim color. Grade B, add **\$57.20** list.
- 7) Trim color. Grade B, add **\$57.20** list.
- 8) Stack spacer color.

Overall Width	Number	1	Upper Top		Wood Group A	Group B	Solid Surface
			Laminate Grade A	Grade B			
<b>Paint Grade A Lower Top</b>							
138”(3505mm)	THRD-48D8-TFS	DGAP	\$11715.43	\$11994.77	N/A	N/A	N/A
	THRD-48D8-HUS	DGAP	N/A	N/A	N/A	N/A	\$25579.43
	THRD-48D8-IUS	DGAP	N/A	N/A	\$13659.43	\$14419.43	N/A
<b>Paint Grade B Lower Top</b>							
138”(3505mm)	THRD-48D8-TFS	DGAP	\$11745.46	\$12024.80	N/A	N/A	N/A
	THRD-48D8-HUS	DGAP	N/A	N/A	N/A	N/A	\$25609.46
	THRD-48D8-IUS	DGAP	N/A	N/A	\$13689.46	\$14449.46	N/A
<b>Laminate Grade A Lower Top</b>							
138”(3505mm)	THRD-48D8-LFS	DGAP	\$ 9175.91	\$ 9455.25	N/A	N/A	N/A
	THRD-48D8-JFS	DGAP	N/A	N/A	N/A	N/A	\$23039.91
	THRD-48D8-QFS	DGAP	N/A	N/A	\$11119.91	\$11879.91	N/A
<b>Laminate Grade B Lower Top</b>							
138”(3505mm)	THRD-48D8-LFS	DGAP	\$ 9507.61	\$ 9786.95	N/A	N/A	N/A
	THRD-48D8-JFS	DGAP	N/A	N/A	N/A	N/A	\$23371.61
	THRD-48D8-QFS	DGAP	N/A	N/A	\$11451.61	\$12211.61	N/A
<b>Solid Surface Lower Top</b>							
138”(3505mm)	THRD-48D8-KFS	DGAP	\$26921.83	\$27201.17	N/A	N/A	N/A
	THRD-48D8-SSS	DGAP	N/A	N/A	N/A	N/A	\$40785.83
	THRD-48D8-EUS	DGAP	N/A	N/A	\$28865.83	\$29625.83	N/A
<b>Wood Group A Lower Top</b>							
138”(3505mm)	THRD-48D8-RFS	DGAP	\$11664.23	\$11943.57	N/A	N/A	N/A
	THRD-48D8-DUS	DGAP	N/A	N/A	N/A	N/A	\$25528.23
	THRD-48D8-WUS	DGAP	N/A	N/A	\$13608.23	\$14368.23	N/A
<b>Wood Group B Lower Top</b>							
138”(3505mm)	THRD-48D8-RFS	DGAP	\$12637.03	\$12916.37	N/A	N/A	N/A
	THRD-48D8-DUS	DGAP	N/A	N/A	N/A	N/A	\$26501.03
	THRD-48D8-WUS	DGAP	N/A	N/A	\$14581.03	\$15341.03	N/A

# Immerse — Shift Table

Racetrack/Round – Painted Legs



THTD

### Features

- Includes racetrack lower top and round upper top, 7”(178mm) high stack spacer, painted understructure, six painted metal legs, adjustable glides and hardware.
- Tops: Racetrack lower top available painted, laminate, solid surface and wood veneer with knife edge. Round upper top available in laminate, solid surface or wood veneer with knife edge. Round upper top not available painted.
  - Painted 1.125”(29mm) thick
  - Laminate and wood veneer 1.18”(30mm) thick
  - Solid surface 1”(25mm) thick
- Solid surface is standard in Cameo White.
- Stack spacer is painted MDF.
- Glides have 0.5”(13mm) height adjustment and are standard in black.
- Depth and width shown in nominal dimensions.
- Ships unassembled.

### Specification Tips

- Separately specified power available. Use Oblong Planter (EHPO-\_\_\_\_\_) for the racetrack top and Round Planter (EHPR-\_\_\_\_\_) for the round top.
- When cutout option (-L) is selected, the cutout is on the lower top, option (-P) the cutout is on the lower and upper top and option (-U) the cutout is on the upper top only.
- Overlap of top and bottom surfaces is 17.75”(451mm).
- Seating capacity of 8 based upon 27”(686mm) per chair.
- Tops share one understructure and are not designed to be separated.

### Lower Top Dimensions

Height	Depth	Width
29”(737mm)	48”(1219mm)	96”(2438mm)

### Upper Top Dimensions

Height	Diameter
36”(914mm)	60”(1524mm)

### To Order, Specify:

- 1) Product number, including:

#### 1 Cutout Option:

- N** No Cutout
- L** Cutout - Lower Top, add **\$175.91** list
- P** Cutout - Lower and Upper Top, add **\$351.82** list
- U** Cutout - Upper Top, add **\$175.91** list

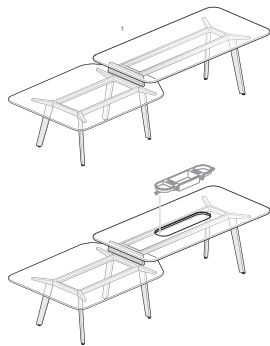
- 2) Lower surface finish/color.
- 3) Edge trim color (laminate only).
- 4) Upper surface finish/color.
- 5) Edge trim color (laminate only).
- 6) Understructure trim color. Grade B, add **\$57.20** list.
- 7) Trim color. Grade B, add **\$57.20** list.
- 8) Stack spacer color.

Overall Width	Number	①	Upper Top		Wood Group A	Group B	Solid Surface
			Laminate Grade A	Grade B			
<b>Paint Grade A Lower Top</b>							
138”(3505mm)	THTD-48D8-TFS	DGAP	\$11715.43	\$11994.77	N/A	N/A	N/A
	THTD-48D8-HUS	DGAP	N/A	N/A	N/A	N/A	\$25579.43
	THTD-48D8-IUS	DGAP	N/A	N/A	\$13659.43	\$14419.43	N/A
<b>Paint Grade B Lower Top</b>							
138”(3505mm)	THTD-48D8-TFS	DGAP	\$11745.46	\$12024.80	N/A	N/A	N/A
	THTD-48D8-HUS	DGAP	N/A	N/A	N/A	N/A	\$25609.46
	THTD-48D8-IUS	DGAP	N/A	N/A	\$13689.46	\$14449.46	N/A
<b>Laminate Grade A Lower Top</b>							
138”(3505mm)	THTD-48D8-LFS	DGAP	\$ 9175.91	\$ 9455.25	N/A	N/A	N/A
	THTD-48D8-JFS	DGAP	N/A	N/A	N/A	N/A	\$23039.91
	THTD-48D8-QFS	DGAP	N/A	N/A	\$11119.91	\$11879.91	N/A
<b>Laminate Grade B Lower Top</b>							
138”(3505mm)	THTD-48D8-LFS	DGAP	\$ 9507.61	\$ 9786.95	N/A	N/A	N/A
	THTD-48D8-JFS	DGAP	N/A	N/A	N/A	N/A	\$23371.61
	THTD-48D8-QFS	DGAP	N/A	N/A	\$11451.61	\$12211.61	N/A
<b>Solid Surface Lower Top</b>							
138”(3505mm)	THTD-48D8-KFS	DGAP	\$26921.83	\$27201.17	N/A	N/A	N/A
	THTD-48D8-SSS	DGAP	N/A	N/A	N/A	N/A	\$40785.83
	THTD-48D8-EUS	DGAP	N/A	N/A	\$28865.83	\$29625.83	N/A
<b>Wood Group A Lower Top</b>							
138”(3505mm)	THTD-48D8-RFS	DGAP	\$11664.23	\$11943.57	N/A	N/A	N/A
	THTD-48D8-DUS	DGAP	N/A	N/A	N/A	N/A	\$25528.23
	THTD-48D8-WUS	DGAP	N/A	N/A	\$13608.23	\$14368.23	N/A
<b>Wood Group B Lower Top</b>							
138”(3505mm)	THTD-48D8-RFS	DGAP	\$12637.03	\$12916.37	N/A	N/A	N/A
	THTD-48D8-DUS	DGAP	N/A	N/A	N/A	N/A	\$26501.03
	THTD-48D8-WUS	DGAP	N/A	N/A	\$14581.03	\$15341.03	N/A



# Immerse — Shift Table

Rectangle/Rectangle – Wood Legs



THRR

### Features

- Includes two tops, 7”(178mm) high stack spacer, painted understructure, six solid wood legs, adjustable glides and hardware.
- Tops: Lower top available in laminate, solid surface and wood veneer with knife edge. Upper top available painted, laminate, solid surface or wood veneer with knife edge.
  - Painted 1.125”(29mm) thick
  - Laminate and wood veneer 1.18”(30mm) thick
  - Solid surface 1” thick
- Solid surface is standard in Cameo White.
- Stack spacer is painted MDF.
- Glides have 0.5”(13mm) height adjustment and are standard in black.
- Depth and width shown in nominal dimensions.
- Ships unassembled.

### Specification Tips

- Separately specified power available. Use Oblong Planter (EHPO-\_\_\_\_\_).
- When cutout option (-U) is selected, cutout is on the upper top only. Lower top not available with cutout.
- Overlap of top and bottom surfaces is 18.5”(470mm).
- Seating capacity of 11 based upon 27”(686mm) per chair.
- Tops share one understructure and are not designed to be separated.

### Lower Top Dimensions

Height	Depth	Width
29”(737mm)	60”(1524mm)	78”(1981mm)

### Upper Top Dimensions

Height	Depth	Width
36”(914mm)	48”(1219mm)	96”(2438mm)

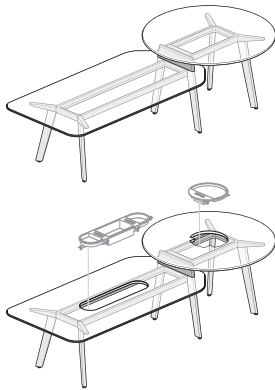
### To Order, Specify:

- 1) Product number, including:
  - 1 Cutout Option:**
    - N** No Cutout
    - U** Cutout - Upper Top, add **\$175.91** list
- 2) Lower surface finish/color.
- 3) Edge trim color (laminate only).
- 4) Upper surface finish/color.
- 5) Edge trim color (laminate only).
- 6) Understructure trim color. Grade B, add **\$57.20** list.
- 7) Wood leg finish.
  - M7-W43 Ink on Ash - no upcharge
  - M5-W35 Clear on White Oak, add **\$301.14** list
  - M6-W35 Clear on Walnut, add **\$910.21** list
- 8) Stack spacer color.

Overall Width	Number	1	Upper Top		Paint Grade A	Grade B	Wood Group A	Group B	Solid Surface
			Laminate Grade A	Grade B					
<b>Laminate Grade A Lower Top</b>									
156”(3962mm)	THRR-60F6-MFS	DGAW	N/A	N/A	\$18342.56	\$18372.59	N/A	N/A	N/A
	THRR-60F6-LFS	DGAW	\$15803.04	\$16134.74	N/A	N/A	N/A	N/A	N/A
	THRR-60F6-JFS	DGAW	N/A	N/A	N/A	N/A	N/A	N/A	\$33548.96
	THRR-60F6-QFS	DGAW	N/A	N/A	N/A	N/A	\$18291.36	\$19264.16	N/A
<b>Laminate Grade B Lower Top</b>									
156”(3962mm)	THRR-60F6-MFS	DGAW	N/A	N/A	\$18678.00	\$18708.03	N/A	N/A	N/A
	THRR-60F6-LFS	DGAW	\$16138.48	\$16470.18	N/A	N/A	N/A	N/A	N/A
	THRR-60F6-JFS	DGAW	N/A	N/A	N/A	N/A	N/A	N/A	\$33884.40
	THRR-60F6-QFS	DGAW	N/A	N/A	N/A	N/A	\$18626.80	\$19599.60	N/A
<b>Solid Surface Lower Top</b>									
156”(3962mm)	THRR-60F6-FUS	DGAW	N/A	N/A	\$36365.76	\$36395.79	N/A	N/A	N/A
	THRR-60F6-KFS	DGAW	\$33826.24	\$34157.94	N/A	N/A	N/A	N/A	N/A
	THRR-60F6-SSS	DGAW	N/A	N/A	N/A	N/A	N/A	N/A	\$51572.16
	THRR-60F6-EUS	DGAW	N/A	N/A	N/A	N/A	\$36314.56	\$37287.36	N/A
<b>Wood Group A Lower Top</b>									
156”(3962mm)	THRR-60F6-GUS	DGAW	N/A	N/A	\$20869.76	\$20899.79	N/A	N/A	N/A
	THRR-60F6-RFS	DGAW	\$18330.24	\$18661.94	N/A	N/A	N/A	N/A	N/A
	THRR-60F6-DUS	DGAW	N/A	N/A	N/A	N/A	N/A	N/A	\$36076.16
	THRR-60F6-WUS	DGAW	N/A	N/A	N/A	N/A	\$20818.56	\$21791.36	N/A
<b>Wood Group B Lower Top</b>									
156”(3962mm)	THRR-60F6-GUS	DGAW	N/A	N/A	\$21857.76	\$21887.79	N/A	N/A	N/A
	THRR-60F6-RFS	DGAW	\$19318.24	\$19649.94	N/A	N/A	N/A	N/A	N/A
	THRR-60F6-DUS	DGAW	N/A	N/A	N/A	N/A	N/A	N/A	\$37064.16
	THRR-60F6-WUS	DGAW	N/A	N/A	N/A	N/A	\$21806.56	\$22779.36	N/A

# Immerse — Shift Table

Rectangle/Round – Wood Legs



THRD

### Features

- Includes rectangle lower top and round upper top, 7”(178mm) high stack spacer, painted understructure, six solid wood legs, adjustable glides and hardware.
- Tops: Rectangle lower top available painted, laminate, solid surface and wood veneer with knife edge. Round upper top available in laminate, solid surface or wood veneer with knife edge. Round upper top not available painted.
  - Painted 1.125”(29mm) thick
  - Laminate and wood veneer 1.18”(30mm) thick
  - Solid surface 1”(25mm) thick
- Solid surface is standard in Cameo White.
- Stack spacer is painted MDF.
- Glides have 0.5”(13mm) height adjustment and are standard in black.
- Depth and width shown in nominal dimensions.
- Ships unassembled.

### Specification Tips

- Separately specified power available. Use Oblong Planter (EHPO-\_\_\_\_\_) for the rectangle top and Round Planter (EHPR-\_\_\_\_\_) for the round top.
- When cutout option (-L) is selected, the cutout is on the lower top, option (-P) the cutout is on the lower and upper top and option (-U) the cutout is on the upper top only.
- Overlap of top and bottom surfaces is 15.75”(400mm).
- Seating capacity of 8 based upon 27”(686mm) per chair.
- Tops share one understructure and are not designed to be separated.

### Lower Top Dimensions

Height	Depth	Width
29”(737mm)	48”(1219mm)	96”(2438mm)

### Upper Top Dimensions

Height	Diameter
36”(914mm)	60”(1524mm)

### To Order, Specify:

1) Product number, including:

#### 1 Cutout Option:

- N** No Cutout
- L** Cutout - Lower Top, add **\$175.91** list
- P** Cutout - Lower and Upper Top, add **\$351.82** list
- U** Cutout - Upper Top, add **\$175.91** list

2) Lower surface finish/color.

3) Edge trim color (laminate only).

4) Upper surface finish/color.

5) Edge trim color (laminate only).

6) Understructure trim color. Grade B, add **\$57.20** list.

7) Wood leg finish.

M7-W43 Ink on Ash - no upcharge

M5-W35 Clear on White Oak, add **\$301.14** list

M6-W35 Clear on Walnut, add **\$910.21** list

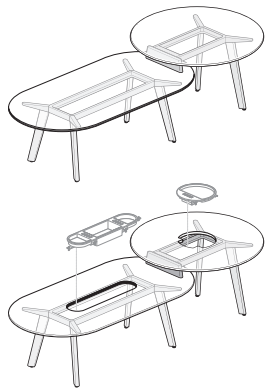
8) Stack spacer color.

Overall Width	Number	①	Upper Top		Wood Group A	Group B	Solid Surface
			Laminate Grade A	Grade B			
<b>Paint Grade A Lower Top</b>							
138”(3505mm)	THRD-48D8-TFS	DGAW	\$17618.36	\$17897.70	N/A	N/A	N/A
	THRD-48D8-HUS	DGAW	N/A	N/A	N/A	N/A	\$31482.36
	THRD-48D8-IUS	DGAW	N/A	N/A	\$19562.36	\$20322.36	N/A
<b>Paint Grade B Lower Top</b>							
138”(3505mm)	THRD-48D8-TFS	DGAW	\$17648.39	\$17927.73	N/A	N/A	N/A
	THRD-48D8-HUS	DGAW	N/A	N/A	N/A	N/A	\$31512.39
	THRD-48D8-IUS	DGAW	N/A	N/A	\$19592.39	\$20352.39	N/A
<b>Laminate Grade A Lower Top</b>							
138”(3505mm)	THRD-48D8-LFS	DGAW	\$15078.84	\$15358.18	N/A	N/A	N/A
	THRD-48D8-JFS	DGAW	N/A	N/A	N/A	N/A	\$28942.84
	THRD-48D8-QFS	DGAW	N/A	N/A	\$17022.84	\$17782.84	N/A
<b>Laminate Grade B Lower Top</b>							
138”(3505mm)	THRD-48D8-LFS	DGAW	\$15410.54	\$15689.88	N/A	N/A	N/A
	THRD-48D8-JFS	DGAW	N/A	N/A	N/A	N/A	\$29274.54
	THRD-48D8-QFS	DGAW	N/A	N/A	\$17354.54	\$18114.54	N/A
<b>Solid Surface Lower Top</b>							
138”(3505mm)	THRD-48D8-KFS	DGAW	\$32824.76	\$33104.10	N/A	N/A	N/A
	THRD-48D8-SSS	DGAW	N/A	N/A	N/A	N/A	\$46688.76
	THRD-48D8-EUS	DGAW	N/A	N/A	\$34768.76	\$35528.76	N/A
<b>Wood Group A Lower Top</b>							
138”(3505mm)	THRD-48D8-RFS	DGAW	\$17567.16	\$17846.50	N/A	N/A	N/A
	THRD-48D8-DUS	DGAW	N/A	N/A	N/A	N/A	\$31431.16
	THRD-48D8-WUS	DGAW	N/A	N/A	\$19511.16	\$20271.16	N/A
<b>Wood Group B Lower Top</b>							
138”(3505mm)	THRD-48D8-RFS	DGAW	\$18539.96	\$18819.30	N/A	N/A	N/A
	THRD-48D8-DUS	DGAW	N/A	N/A	N/A	N/A	\$32403.96
	THRD-48D8-WUS	DGAW	N/A	N/A	\$20483.96	\$21243.96	N/A



# Immerse — Shift Table

Racetrack/Round – Wood Legs



THTD

### Features

- Includes racetrack lower top and round upper top, 7”(178mm) high stack spacer, painted understructure, six solid wood legs, adjustable glides and hardware.
- Tops: Racetrack lower top available painted, laminate, solid surface and wood veneer with knife edge. Round upper top available in laminate, solid surface or wood veneer with knife edge. Round upper top not available painted.
  - Painted 1.125”(29mm) thick
  - Laminate and wood veneer 1.18”(30mm) thick
  - Solid surface 1”(25mm) thick
- Solid surface is standard in Cameo White.
- Stack spacer is painted MDF.
- Glides have 0.5”(13mm) height adjustment and are standard in black.
- Depth and width shown in nominal dimensions.
- Ships unassembled.

### Specification Tips

- Separately specified power available. Use Oblong Planter (EHPO-\_\_\_\_\_) for the racetrack top and Round Planter (EHPR-\_\_\_\_\_) for the round top.
- When cutout option (-L) is selected, the cutout is on the lower top, option (-P) the cutout is on the lower and upper top and option (-U) the cutout is on the upper top only.
- Overlap of top and bottom surfaces is 17.75”(451mm).
- Seating capacity of 8 based upon 27”(686mm) per chair.
- Tops share one understructure and are not designed to be separated.

### Lower Top Dimensions

Height	Depth	Width
29”(737mm)	48”(1219mm)	96”(2438mm)

### Upper Top Dimensions

Height	Diameter
36”(914mm)	60”(1524mm)

### To Order, Specify:

1) Product number, including:

#### 1 Cutout Option:

- N** No Cutout
- L** Cutout - Lower Top, add **\$175.91** list
- P** Cutout - Lower and Upper Top, add **\$351.82** list
- U** Cutout - Upper Top, add **\$175.91** list

2) Lower surface finish/color.

3) Edge trim color (laminate only).

4) Upper surface finish/color.

5) Edge trim color (laminate only).

6) Understructure trim color. Grade B, add **\$57.20** list.

7) Wood leg finish.

M7-W43 Ink on Ash - no upcharge

M5-W35 Clear on White Oak, add **\$301.14** list

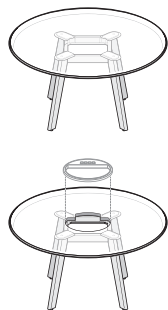
M6-W35 Clear on Walnut, add **\$910.21** list

8) Stack spacer color.

Overall Width	Number	1	Upper Top		Wood Group A	Group B	Solid Surface
			Laminate Grade A	Grade B			
<b>Paint Grade A Lower Top</b>							
138”(3505mm)	THTD-48D8-TFS	DGAW	\$17618.36	\$17897.70	N/A	N/A	N/A
	THTD-48D8-HUS	DGAW	N/A	N/A	N/A	N/A	\$31482.36
	THTD-48D8-IUS	DGAW	N/A	N/A	\$19562.36	\$20322.36	N/A
<b>Paint Grade B Lower Top</b>							
138”(3505mm)	THTD-48D8-TFS	DGAW	\$17648.39	\$17927.73	N/A	N/A	N/A
	THTD-48D8-HUS	DGAW	N/A	N/A	N/A	N/A	\$31512.39
	THTD-48D8-IUS	DGAW	N/A	N/A	\$19592.39	\$20352.39	N/A
<b>Laminate Grade A Lower Top</b>							
138”(3505mm)	THTD-48D8-LFS	DGAW	\$15078.84	\$15358.18	N/A	N/A	N/A
	THTD-48D8-JFS	DGAW	N/A	N/A	N/A	N/A	\$28942.84
	THTD-48D8-QFS	DGAW	N/A	N/A	\$17022.84	\$17782.84	N/A
<b>Laminate Grade B Lower Top</b>							
138”(3505mm)	THTD-48D8-LFS	DGAW	\$15410.54	\$15689.88	N/A	N/A	N/A
	THTD-48D8-JFS	DGAW	N/A	N/A	N/A	N/A	\$29274.54
	THTD-48D8-QFS	DGAW	N/A	N/A	\$17354.54	\$18114.54	N/A
<b>Solid Surface Lower Top</b>							
138”(3505mm)	THTD-48D8-KFS	DGAW	\$32824.76	\$33104.10	N/A	N/A	N/A
	THTD-48D8-SSS	DGAW	N/A	N/A	N/A	N/A	\$46688.76
	THTD-48D8-EUS	DGAW	N/A	N/A	\$34768.76	\$35528.76	N/A
<b>Wood Group A Lower Top</b>							
138”(3505mm)	THTD-48D8-RFS	DGAW	\$17567.16	\$17846.50	N/A	N/A	N/A
	THTD-48D8-DUS	DGAW	N/A	N/A	N/A	N/A	\$31431.16
	THTD-48D8-WUS	DGAW	N/A	N/A	\$19511.16	\$20271.16	N/A
<b>Wood Group B Lower Top</b>							
138”(3505mm)	THTD-48D8-RFS	DGAW	\$18539.96	\$18819.30	N/A	N/A	N/A
	THTD-48D8-DUS	DGAW	N/A	N/A	N/A	N/A	\$32403.96
	THTD-48D8-WUS	DGAW	N/A	N/A	\$20483.96	\$21243.96	N/A

# Immerse — Single Table

Round – Painted Legs



THRN

### Features

- Includes top, four painted metal legs, painted understructure, adjustable glides and hardware.
- Tops: Painted, laminate, solid surface or wood veneer with knife edge.
  - Painted 1.125”(29mm) thick
  - Laminate and wood veneer 1.18”(30mm) thick
  - Solid surface 1”(25mm) thick
- Solid surface is standard in Cameo White.
- Glides have 0.5”(13mm) height adjustment and are standard in black.
- Table height options: 29”(737mm), 36”(914mm) and 39”(991mm).
- Diameter shown in nominal dimensions.
- Ships unassembled.

### Specification Tips

- Separately specified power available on the 60”(1524mm) diameter table only. Use Round Planter (EHPR-\_\_\_\_).
- 60”(1524mm) diameter table not available painted.

### To Order, Specify:

1) Product number, including:

#### 1 Surface Option:

- L** Laminate
- P** Painted
- S** Solid Surface
- W** Wood

#### 2 Edge Option:

- F** Knife (Laminate)
- U** Knife (Painted or Wood Surface)
- S** Solid Surface (for use with Solid Surface only)

#### 3 Cutout Option:

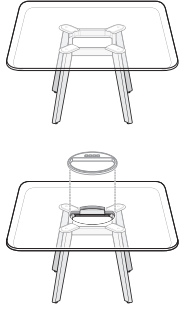
- N** No Cutout
- P** Cutout, add **\$175.91** list

- 2) Top surface finish/color.
- 3) Edge trim color (laminate only).
- 4) Understructure trim color. Grade B, add **\$57.20** list.
- 5) Trim color. Grade B, add **\$57.20** list.

Height	Diameter	Number 1 2 3	Laminate	Grade B	Paint	Grade B	Wood	Group B	Solid
			Grade A	F	Grade A	U	Group A	U	Surface
29”(737mm)	48”(1219mm)	THRN-4848- ■ ■ ■ SNAG4P	<b>\$3729.94</b>	<b>\$3941.96</b>	<b>\$4999.70</b>	<b>\$5029.73</b>	<b>\$4974.10</b>	<b>\$5460.50</b>	<b>\$12602.90</b>
	60”(1524mm)	THRN-6060- ■ ■ ■ S ■ AG4P	<b>4598.98</b>	<b>4878.32</b>	<b>N/A</b>	<b>N/A</b>	<b>6542.98</b>	<b>7302.98</b>	<b>18462.98</b>
36”(914mm)	48”(1219mm)	THRN-4848- ■ ■ ■ SNAG6P	<b>\$3900.18</b>	<b>\$4112.20</b>	<b>\$5169.94</b>	<b>\$5199.97</b>	<b>\$5144.34</b>	<b>\$5630.74</b>	<b>\$12773.14</b>
	60”(1524mm)	THRN-6060- ■ ■ ■ S ■ AG6P	<b>4769.22</b>	<b>5048.56</b>	<b>N/A</b>	<b>N/A</b>	<b>6713.22</b>	<b>7473.22</b>	<b>18633.22</b>
39”(991mm)	48”(1219mm)	THRN-4848- ■ ■ ■ SNAG7P	<b>\$3973.14</b>	<b>\$4185.16</b>	<b>\$5242.90</b>	<b>\$5272.93</b>	<b>\$5217.30</b>	<b>\$5703.70</b>	<b>\$12846.10</b>
	60”(1524mm)	THRN-6060- ■ ■ ■ S ■ AG7P	<b>4842.18</b>	<b>5121.52</b>	<b>N/A</b>	<b>N/A</b>	<b>6786.18</b>	<b>7546.18</b>	<b>18706.18</b>

# Immerse — Single Table

Square – Painted Legs



THRQ

### Features

- Includes top, four painted metal legs, painted understructure, adjustable glides and hardware.
- Tops: Painted, laminate, solid surface or wood veneer top with knife edge.
  - Painted 1.125”(29mm) thick
  - Laminate and wood veneer 1.18”(30mm) thick
  - Solid surface 1”(25mm) thick
- Solid surface is standard in Cameo White.
- Glides have 0.5”(13mm) height adjustment and are standard in black.
- Table height options: 29”(737mm), 36”(914mm) and 39”(991mm).
- Depth and width shown in nominal dimensions.
- Ships unassembled.

### Specification Tips

- Separately specified power available on the 60”(1524mm) depth table only. Use Round Planter (EHPR-\_\_\_\_).
- 60”(1524mm) depth table not available painted.

### To Order, Specify:

1) Product number, including:

#### 1 Surface Option:

- L** Laminate
- P** Painted
- S** Solid Surface
- W** Wood

#### 2 Edge Option:

- F** Knife (Laminate)
- U** Knife (Painted or Wood Surface)
- S** Solid Surface (for use with Solid Surface only)

#### 3 Cutout Option:

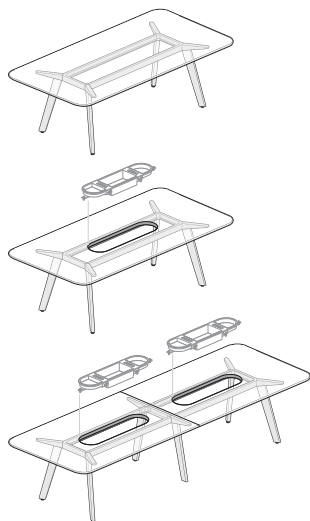
- N** No Cutout
- P** Cutout, add **\$175.91** list

- 2) Top surface finish/color.
- 3) Edge trim color (laminate only).
- 4) Understructure trim color. Grade B, add **\$57.20** list.
- 5) Trim color. Grade B, add **\$57.20** list.

Height	Depth	Width	Number 1 2 3	Laminate	Paint	Wood	Solid			
				Grade A	Grade B	Grade A	Grade B	Group A	Group B	Surface
				F	F	U	U	U	U	S
29”(737mm)	48”(1219mm)	48”(1219mm)	THRQ-4848-■ ■ SNAG4P	\$3729.94	\$3941.96	\$4999.70	\$5029.73	\$4974.10	\$5460.50	\$12602.90
	60”(1524mm)	60”(1524mm)	THRQ-6060-■ ■ S ■ AG4P	4598.98	4878.32	N/A	N/A	6542.98	7302.98	18462.98
36”(914mm)	48”(1219mm)	48”(1219mm)	THRQ-4848-■ ■ SNAG6P	\$3900.18	\$4112.20	\$5169.94	\$5199.97	\$5144.34	\$5630.74	\$12773.14
	60”(1524mm)	60”(1524mm)	THRQ-6060-■ ■ S ■ AG6P	4769.22	5048.56	N/A	N/A	6713.22	7473.22	18633.22
39”(991mm)	48”(1219mm)	48”(1219mm)	THRQ-4848-■ ■ SNAG7P	\$3973.14	\$4185.16	\$5242.90	\$5272.93	\$5217.30	\$5703.70	\$12846.10
	60”(1524mm)	60”(1524mm)	THRQ-6060-■ ■ S ■ AG7P	4842.18	5121.52	N/A	N/A	6786.18	7546.18	18706.18

# Immerse — Single Table

Rectangle – Painted Legs



THRA

### Features

- Includes top, four painted metal legs, painted understructure, adjustable glides and hardware.
- Tops: Painted, laminate, solid surface or wood veneer top with knife edge.
  - Painted 1.125”(29mm) thick
  - Laminate and wood veneer 1.18”(30mm) thick
  - Solid surface 1”(25mm) thick
- Solid surface is standard in Cameo White.
- Glides have 0.5”(13mm) height adjustment and are standard in black.
- Table height options: 29”(737mm), 36”(914mm) and 39”(991mm).
- Tops greater than 120”(3048mm) are two piece.
- One piece tops have four legs, two piece tops have 6 legs.
- Depth and width shown in nominal dimensions.
- Ships unassembled.

### Specification Tips

- Separately specified power available. Use Oblong Planter (EHPO-\_\_\_\_).
- Two piece tops specified with cutout will have two cutouts and require two Oblong Planters.
- 120”(3048mm) and 144”(3658mm) width tables not available painted.

### To Order, Specify:

1) Product number, including:

#### 1 Surface Option:

- L** Laminate
- P** Painted
- S** Solid Surface
- W** Wood

#### 2 Edge Option:

- F** Knife (Laminate)
- U** Knife (Painted or Wood Surface)
- S** Solid Surface (for use with Solid Surface only)

#### 3 Cutout Option:

- N** No Cutout
- P** Cutout, add **\$175.91** list for one-piece add **\$351.82** list for two-piece

2) Top surface finish/color.

3) Edge trim color (laminate only).

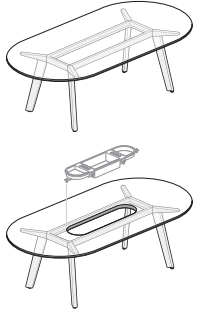
4) Understructure trim color. Grade B, add **\$57.20** list.

5) Trim color. Grade B, add **\$57.20** list.

Height	Depth	Width	Number 1 2 3	Laminate		Paint		Wood		Solid Surface	
				Grade A F	Grade B F	Grade A U	Grade B U	Group A U	Group B U	Surface S	
29”(737mm)	48”(1219mm)	96”(2438mm)	THRA-4896- S AG4P	\$5274.90	\$5606.60	\$7814.42	\$7844.45	\$ 7763.22	\$ 8736.02	\$23020.82	
	48”(1219mm)	144”(3658mm)	THRA-48E4- S AG4P	6819.86	7271.24	N/A	N/A	10552.34	12011.54	33438.74	
	60”(1524mm)	120”(3048mm)	THRA-60CO- S AG4P	7012.98	7479.32	N/A	N/A	10900.98	12420.98	34740.98	
	60”(1524mm)	144”(3658mm)	THRA-60E4- S AG4P	7978.58	8519.72	N/A	N/A	12644.18	14468.18	41252.18	
36”(914mm)	48”(1219mm)	96”(2438mm)	THRA-4896- S AG6P	\$5445.14	\$5776.84	\$7984.66	\$8014.69	\$ 7933.46	\$ 8906.26	\$23191.06	
	60”(1524mm)	120”(3048mm)	THRA-60CO- S AG6P	7183.22	7649.56	N/A	N/A	11071.22	12591.22	34911.22	
39”(991mm)	48”(1219mm)	96”(2438mm)	THRA-4896- S AG7P	\$5518.10	\$5849.80	\$8057.62	\$8087.65	\$ 8006.42	\$ 8979.22	\$23264.02	
	60”(1524mm)	120”(3048mm)	THRA-60CO- S AG7P	7256.18	7722.52	N/A	N/A	11144.18	12664.18	34984.18	

# Immerse — Single Table

Racetrack – Painted Legs



THRT

### Features

- Includes top, four painted metal legs, painted understructure, adjustable glides and hardware.
- Tops: Painted, laminate, solid surface or wood veneer top with knife edge.
  - Painted 1.125”(29mm) thick
  - Laminate and wood veneer 1.18”(30mm) thick
  - Solid surface 1”(25mm) thick
- Solid surface is standard in Cameo White.
- Glides have 0.5”(13mm) height adjustment and are standard in black.
- Table height options: 29”(737mm), 36”(914mm) and 39”(991mm).
- Depth and width shown in nominal dimensions.
- Ships unassembled.

### Specification Tip

- Separately specified power available. Use Oblong Planter (EHPO-\_\_\_\_).

### To Order, Specify:

1) Product number, including:

#### 1 Surface Option:

- L** Laminate
- P** Painted
- S** Solid Surface
- W** Wood

#### 2 Edge Option:

- F** Knife (Laminate)
- U** Knife (Painted or Wood Surface)
- S** Solid Surface (for use with Solid Surface only)

#### 3 Cutout Option:

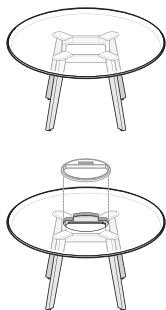
- N** No Cutout
- P** Cutout, add **\$175.91** list

- 2) Top surface finish/color.
- 3) Edge trim color (laminate only).
- 4) Understructure trim color. Grade B, add **\$57.20** list.
- 5) Trim color. Grade B, add **\$57.20** list.

Height	Depth	Width	Number 1 2 3	Laminate	Grade B	Paint	Grade B	Wood	Group B	Solid
				Grade A	F	Grade A	U	Group A	U	Surface
				F	F	U	U	U	U	S
29”(737mm)	48”(1219mm)	96”(2438mm)	THRT-4896- S AG4P	\$5274.90	\$5606.60	\$7814.42	\$7844.45	\$7763.22	\$8736.02	\$23020.82
36”(914mm)	48”(1219mm)	96”(2438mm)	THRT-4896- S AG6P	\$5445.14	\$5776.84	\$7984.66	\$8014.69	\$7933.46	\$8906.26	\$23191.06
39”(991mm)	48”(1219mm)	96”(2438mm)	THRT-4896- S AG7P	\$5518.10	\$5849.80	\$8057.62	\$8087.65	\$8006.42	\$8979.22	\$23264.02

# Immerse — Single Table

Round – Wood Legs



THRN

### Features

- Includes top, four solid wood legs, painted understructure, adjustable glides and hardware.
- Tops: Painted, laminate, solid surface or wood veneer with knife edge.
  - Painted 1.125”(29mm) thick
  - Laminate and wood veneer 1.18”(30mm) thick
  - Solid surface 1”(25mm) thick
- Solid surface is standard in Cameo White.
- Glides have 0.5”(13mm) height adjustment and are standard in black.
- Table height options: 29”(737mm), 36”(914mm) and 39”(991mm).
- Diameter shown in nominal dimensions.
- Ships unassembled.

### Specification Tips

- Separately specified power available on the 60”(1524mm) diameter table only. Use Round Planter (EHPR-\_\_\_\_).
- 60”(1524mm) diameter table not available painted.

### To Order, Specify:

1) Product number, including:

#### 1 Surface Option:

- L** Laminate
- P** Painted
- S** Solid Surface
- W** Wood

#### 2 Edge Option:

- F** Knife (Laminate)
- U** Knife (Painted or Wood Surface)
- S** Solid Surface (for use with Solid Surface only)

#### 3 Cutout Option:

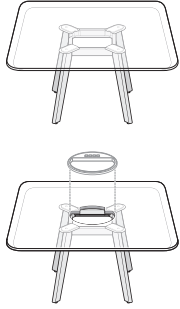
- N** No Cutout
- P** Cutout, add **\$175.91** list

- 2) Top surface finish/color.
- 3) Edge trim color (laminate only).
- 4) Understructure trim color. Grade B, add **\$57.20** list.
- 5) Wood leg finish.
  - M7-W43 Ink on Ash - no upcharge
  - M5-W35 Clear on White Oak, add **\$194.49** list
  - M6-W35 Clear on Walnut, add **\$587.82** list

Height	Diameter	Number <b>1 2 3</b>	Laminate	Grade B	Paint	Grade B	Wood	Group B	Solid
			Grade A	F	Grade A	U	Group A	U	Surface
29”(737mm)	48”(1219mm)	THRN-4848- <input type="checkbox"/> <input type="checkbox"/> SNAG4W	<b>\$7269.36</b>	<b>\$7481.38</b>	<b>\$8539.12</b>	<b>\$8569.15</b>	<b>\$ 8513.52</b>	<b>\$ 8999.92</b>	<b>\$16142.32</b>
	60”(1524mm)	THRN-6060- <input type="checkbox"/> <input type="checkbox"/> S <input type="checkbox"/> AG4W	<b>8138.40</b>	<b>8417.74</b>	N/A	N/A	<b>10082.40</b>	<b>10842.40</b>	<b>22002.40</b>
36”(914mm)	48”(1219mm)	THRN-4848- <input type="checkbox"/> <input type="checkbox"/> SNAG6W	<b>\$7439.60</b>	<b>\$7651.62</b>	<b>\$8709.36</b>	<b>\$8739.39</b>	<b>\$ 8683.76</b>	<b>\$ 9170.16</b>	<b>\$16312.56</b>
	60”(1524mm)	THRN-6060- <input type="checkbox"/> <input type="checkbox"/> S <input type="checkbox"/> AG6W	<b>8308.64</b>	<b>8587.98</b>	N/A	N/A	<b>10252.64</b>	<b>11012.64</b>	<b>22172.64</b>
39”(991mm)	48”(1219mm)	THRN-4848- <input type="checkbox"/> <input type="checkbox"/> SNAG7W	<b>\$7512.56</b>	<b>\$7724.58</b>	<b>\$8782.32</b>	<b>\$8812.35</b>	<b>\$ 8756.72</b>	<b>\$ 9243.12</b>	<b>\$16385.52</b>
	60”(1524mm)	THRN-6060- <input type="checkbox"/> <input type="checkbox"/> S <input type="checkbox"/> AG7W	<b>8381.60</b>	<b>8660.94</b>	N/A	N/A	<b>10325.60</b>	<b>11085.60</b>	<b>22245.60</b>

# Immerse — Single Table

Square – Wood Legs



THRQ

### Features

- Includes top, four solid wood legs, painted understructure, adjustable glides and hardware.
- Tops: Painted, laminate, solid surface or wood veneer top with knife edge.
  - Painted 1.125”(29mm) thick
  - Laminate and wood veneer 1.18”(30mm) thick
  - Solid surface 1”(25mm) thick
- Solid surface is standard in Cameo White.
- Glides have 0.5”(13mm) height adjustment and are standard in black.
- Table height options: 29”(737mm), 36”(914mm) and 39”(991mm).
- Depth and width shown in nominal dimensions.
- Ships unassembled.

### Specification Tips

- Separately specified power available on the 60”(1524mm) depth table only. Use Round Planter (EHPR-\_\_\_\_).
- 60”(1524mm) depth table not available painted.

### To Order, Specify:

1) Product number, including:

#### 1 Surface Option:

- L** Laminate
- P** Painted
- S** Solid Surface
- W** Wood

#### 2 Edge Option:

- F** Knife (Laminate)
- U** Knife (Painted or Wood Surface)
- S** Solid Surface (for use with Solid Surface only)

#### 3 Cutout Option:

- N** No Cutout
- P** Cutout, add **\$175.91** list

2) Top surface finish/color.

3) Edge trim color (laminate only).

4) Understructure trim color. Grade B, add **\$57.20** list.

5) Wood leg finish.

M7-W43 Ink on Ash - no upcharge

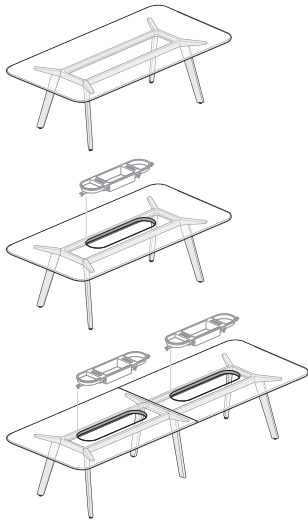
M5-W35 Clear on White Oak, add **\$194.49** list

M6-W35 Clear on Walnut, add **\$587.82** list

Height	Depth	Width	Number 1 2 3	Laminate	Paint	Wood	Group B	Group B	Solid	
				Grade A F	Grade B F					Grade A U
29”(737mm)	48”(1219mm)	48”(1219mm)	THRQ-4848-■ ■ SNAG4W	\$7269.36	\$7481.38	\$8539.12	\$8569.15	\$ 8513.52	\$ 8999.92	\$16142.32
	60”(1524mm)	60”(1524mm)	THRQ-6060-■ ■ S AG4W	8138.40	8417.74	N/A	N/A	10082.40	10842.40	22002.40
36”(914mm)	48”(1219mm)	48”(1219mm)	THRQ-4848-■ ■ SNAG6W	\$7439.60	\$7651.62	\$8709.36	\$8739.39	\$ 8683.76	\$ 9170.16	\$16312.56
	60”(1524mm)	60”(1524mm)	THRQ-6060-■ ■ S AG6W	8308.64	8587.98	N/A	N/A	10252.64	11012.64	22172.64
39”(991mm)	48”(1219mm)	48”(1219mm)	THRQ-4848-■ ■ SNAG7W	\$7512.56	\$7724.58	\$8782.32	\$8812.35	\$ 8756.72	\$ 9243.12	\$16385.52
	60”(1524mm)	60”(1524mm)	THRQ-6060-■ ■ S AG7W	8381.60	8660.94	N/A	N/A	10325.60	11085.60	22245.60

# Immerse — Single Table

Rectangle – Wood Legs



THRA

### Features

- Includes top, four solid wood legs, painted understructure, adjustable glides and hardware.
- Tops: Painted, laminate, solid surface or wood veneer top with knife edge.
  - Painted 1.125”(29mm) thick
  - Laminate and wood veneer 1.18”(30mm) thick
  - Solid surface 1”(25mm) thick
- Solid surface is standard in Cameo White.
- Glides have 0.5”(13mm) height adjustment and are standard in black.
- Table height options: 29”(737mm), 36”(914mm) and 39”(991mm).
- Tops greater than 120”(3048mm) are two piece.
- One piece tops have four legs, two piece tops have 6 legs.
- Depth and width shown in nominal dimensions.
- Ships unassembled.

### Specification Tips

- Separately specified power available. Use Oblong Planter (EHPO-\_\_\_\_).
- Two piece tops specified with cutout will have two cutouts and require two Oblong Planters.
- 60”(1524mm) depth tables not available painted.

### To Order, Specify:

1) Product number, including:

#### 1 Surface Option:

- L** Laminate
- P** Painted
- S** Solid Surface
- W** Wood

#### 2 Edge Option:

- F** Knife (Laminate)
- U** Knife (Painted or Wood Surface)
- S** Solid Surface (for use with Solid Surface only)

#### 3 Cutout Option:

- N** No Cutout
- P** Cutout, add **\$175.91** list for one-piece add **\$351.82** list for two-piece

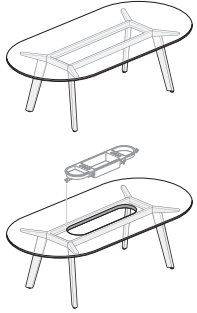
- Top surface finish/color.
- Edge trim color (laminate only).
- Understructure trim color. Grade B, add **\$57.20** list.
- Wood leg finish.
  - M7-W43 Ink on Ash - no upcharge
  - M5-W35 Clear on White Oak, add **\$194.49** list
  - M6-W35 Clear on Walnut, add **\$587.82** list

Height	Depth	Width	Number	Options			Laminate	Grade B	Paint	Grade B	Wood	Group B	Solid
				1	2	3	Grade A	F	Grade A	U	Group A	U	Surface
29”(737mm)	48”(1219mm)	96”(2438mm)	THRA-4896-	<input type="checkbox"/>	<input type="checkbox"/>	AG4W	\$ 8814.32	\$ 9146.02	\$11353.84	\$11383.87	\$11302.64	\$12275.44	\$26560.24
	48”(1219mm)	144”(3658mm)	THRA-48E4-	<input type="checkbox"/>	<input type="checkbox"/>	AG4W	10359.28	10810.66	N/A	N/A	14091.76	15550.96	36978.16
	60”(1524mm)	120”(3048mm)	THRA-60C0-	<input type="checkbox"/>	<input type="checkbox"/>	AG4W	10552.40	11018.74	N/A	N/A	14440.40	15960.40	38280.40
	60”(1524mm)	144”(3658mm)	THRA-60E4-	<input type="checkbox"/>	<input type="checkbox"/>	AG4W	11518.00	12059.14	N/A	N/A	16183.60	18007.60	44791.60
36”(914mm)	48”(1219mm)	96”(2438mm)	THRA-4896-	<input type="checkbox"/>	<input type="checkbox"/>	AG6W	\$ 8984.56	\$ 9316.26	\$11524.08	\$11554.11	\$11472.88	\$12445.68	\$26730.48
	60”(1524mm)	120”(3048mm)	THRA-60C0-	<input type="checkbox"/>	<input type="checkbox"/>	AG6W	10722.64	11188.98	N/A	N/A	14610.64	16130.64	38450.64
39”(991mm)	48”(1219mm)	96”(2438mm)	THRA-4896-	<input type="checkbox"/>	<input type="checkbox"/>	AG7W	\$ 9057.52	\$ 9389.22	\$11597.04	\$11627.07	\$11545.84	\$12518.64	\$26803.44
	60”(1524mm)	120”(3048mm)	THRA-60C0-	<input type="checkbox"/>	<input type="checkbox"/>	AG7W	10795.60	11261.94	N/A	N/A	14683.60	16203.60	38523.60



# Immerse — Single Table

Racetrack – Wood Legs



THRT

### Features

- Includes top, four solid wood legs, painted understructure, adjustable glides and hardware.
- Tops: Painted, laminate, solid surface or wood veneer top with knife edge.
  - Painted 1.125”(29mm) thick
  - Laminate and wood veneer 1.18”(30mm) thick
  - Solid surface 1”(25mm) thick
- Solid surface is standard in Cameo White.
- Glides have 0.5”(13mm) height adjustment and are standard in black.
- Table height options: 29”(737mm), 36”(914mm) and 39”(991mm).
- Depth and width shown in nominal dimensions.
- Ships unassembled.

### Specification Tip

- Separately specified power available. Use Oblong Planter (EHPO-\_\_\_\_).

### To Order, Specify:

1) Product number, including:

#### 1 Surface Option:

- L** Laminate
- P** Painted
- S** Solid Surface
- W** Wood

#### 2 Edge Option:

- F** Knife (Laminate)
- U** Knife (Painted or Wood Surface)
- S** Solid Surface (for use with Solid Surface only)

#### 3 Cutout Option:

- N** No Cutout
- P** Cutout, add **\$175.91** list

2) Top surface finish/color.

3) Edge trim color (laminate only).

4) Understructure trim color. Grade B, add **\$57.20** list.

5) Wood leg finish.

M7-W43 Ink on Ash - no upcharge

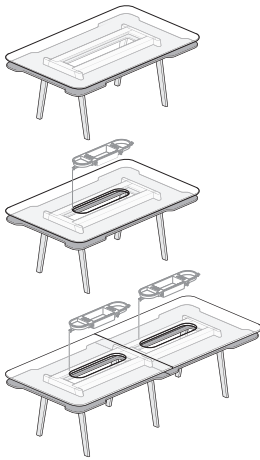
M5-W35 Clear on White Oak, add **\$194.49** list

M6-W35 Clear on Walnut, add **\$587.82** list

Height	Depth	Width	Number 1 2 3	Laminate	Grade B	Paint	Grade B	Wood	Group B	Solid
				Grade A	F	Grade A	U	Group A	U	Surface
29”(737mm)	48”(1219mm)	96”(2438mm)	THRT-4896-■ ■ S ■ AG4W	<b>\$8814.32</b>	<b>\$9146.02</b>	<b>\$11353.84</b>	<b>\$11383.87</b>	<b>\$11302.64</b>	<b>\$12275.44</b>	<b>\$26560.24</b>
36”(914mm)	48”(1219mm)	96”(2438mm)	THRT-4896-■ ■ S ■ AG6W	<b>\$8984.56</b>	<b>\$9316.26</b>	<b>\$11524.08</b>	<b>\$11554.11</b>	<b>\$11472.88</b>	<b>\$12445.68</b>	<b>\$26730.48</b>
39”(991mm)	48”(1219mm)	96”(2438mm)	THRT-4896-■ ■ S ■ AG7W	<b>\$9057.52</b>	<b>\$9389.22</b>	<b>\$11597.04</b>	<b>\$11627.07</b>	<b>\$11545.84</b>	<b>\$12518.64</b>	<b>\$26803.44</b>

# Immerse — Stack Table

Rectangle – Painted Legs



THRA

### Features

- Includes top, 0.125”(3mm) thick sill (below surface), painted metal legs, painted understructure, adjustable glides and hardware.
- Top (upper surface), laminate, solid surface or wood veneer with knife edge.
  - Laminate and wood veneer 1.18”(30mm) thick
  - Solid surface 1”(25mm) thick
- Sill is solid surface with flat edge or laminate.
- Solid surface is standard in Cameo White.
- Glides have 0.5”(13mm) height adjustment and are standard in black.
- Tops greater than 120”(3048mm) are two piece.
- One piece tops have four legs, two piece tops have 6 legs.
- Depth and width shown in nominal dimensions.
- Ships unassembled.

### Specification Tips

- Separately specified power available. Use Oblong Planter (EHPO-\_\_\_\_).
- When cutout option (-P) is selected, single piece table has one cutout and two piece tables has two cutouts. Order the correct number of planters.
- Stack table not available painted.

### To Order, Specify:

1) Product number, including:

#### 1 Surface Option:

- L** Laminate
- S** Solid Surface
- W** Wood

#### 2 Edge Option:

- F** Knife (Laminate)
- U** Knife (Wood Surface)
- S** Solid Surface (for use with Solid Surface only)

#### 3 Cutout Option:

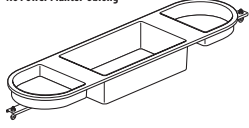
- N** No Cutout
- P** Cutout, add **\$175.91** list for one-piece add **\$351.82** list for two-piece

- 2) Top surface finish/color.
- 3) Edge trim color (laminate only).
- 4) Sill surface color.
- 5) Sill edge trim color (laminate only).
- 6) Understructure trim color. Grade B, add **\$57.20** list.
- 7) Trim color. Grade B, add **\$57.20** list.

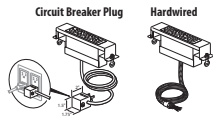
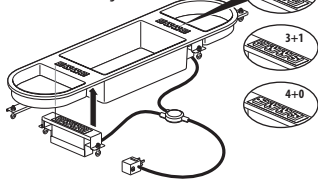
Height	Depth	Width	Number 1 2 3	Laminate	Grade B	Wood	Group B	Solid
				Grade A	F	Group A	U	Surface
39”(991mm)	60”(1524mm)	96”(2438mm)	THRA-6096- S CG7P	\$10832.37	\$11219.11	\$20445.17	\$21661.17	\$39517.17
39”(991mm)	60”(1524mm)	120”(3048mm)	THRA-60C0- S CG7P	14809.67	15270.01	26825.67	28345.67	50665.67
39”(991mm)	60”(1524mm)	144”(3658mm)	THRA-60E4- S CG7P	16902.07	17436.01	31321.27	33145.27	59929.27

# Immerse — Planter — Oblong

No Power Planter-Oblong



Powered Planter-Oblong



EHPO



## Features

- Includes planter, brackets, and mounting hardware.
- Available in Black, Smooth Plaster, Gray Tone, and Terra Cotta.
- Available with or without power.
- When ordering with power option:
  - Includes 2 power modules with a total of 8 ports that can be configured with simplex outlets (NEMA-5-15R), or USB charging simplex outlets (with 2 USB outlets). No data or cable bay options are available.
  - Includes cable management clips.
- Corded option combines both power modules into a single NEMA-5-15P style circuit breaker plug.
- Power modules are UL listed.

## Specification Tips

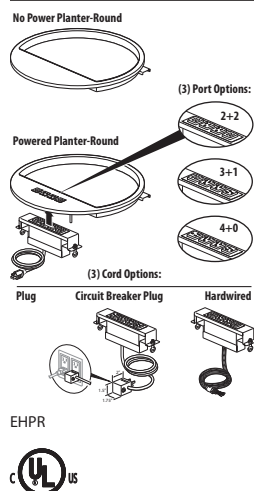
- The no power option cannot be modified for power in the field.
- Specify the power and USB port options (1 configuration for both power modules).
- Power modules are color matched to the planter.
- Installs in a factory cut work surface.
- Planter, brackets, and power modules are field installed. Hand tighten mounting hardware to avoid deformation of the planter.
- For use with 120 volt, 60 hertz power source only.
- Application may require approval of local authority having jurisdiction (AHJ); ensure compliance before placing orders and installation.

## To Order, Specify:

- 1) Product number.
- 2) Trim finish.

Width	Bezel Depth	Cord Length	Port	Configuration (per side)	Number	Price
<b>No Power</b>						
					EHPO-000M-00	<b>\$1025.72</b>
<b>Corded</b>						
		6'(1829mm)	8	4 Power Receptacles	EHPO-PF0M-40	<b>\$2425.80</b>
				3 Power Receptacles, 1 USB Charging	EHPO-PF0M-31	<b>2511.62</b>
				2 Power Receptacles, 2 USB Charging	EHPO-PF0M-22	<b>2597.44</b>
		12'(3658mm)	8	4 Power Receptacles	EHPO-PL0M-40	<b>\$2495.88</b>
				3 Power Receptacles, 1 USB Charging	EHPO-PL0M-31	<b>2581.70</b>
				2 Power Receptacles, 2 USB Charging	EHPO-PL0M-22	<b>2667.52</b>
		21'(6401mm)	8	4 Power Receptacles	EHPO-PW0M-40	<b>\$2565.95</b>
				3 Power Receptacles, 1 USB Charging	EHPO-PW0M-31	<b>2651.77</b>
				2 Power Receptacles, 2 USB Charging	EHPO-PW0M-22	<b>2737.59</b>
<b>Hardwire</b>						
		6'(1829mm)	8	4 Power Receptacles	EHPO-HF0M-40	<b>\$2617.43</b>
				3 Power Receptacles, 1 USB Charging	EHPO-HF0M-31	<b>2703.25</b>
				2 Power Receptacles, 2 USB Charging	EHPO-HF0M-22	<b>2789.07</b>
		12'(3658mm)	8	4 Power Receptacles	EHPO-HL0M-40	<b>\$2687.51</b>
				3 Power Receptacles, 1 USB Charging	EHPO-HL0M-31	<b>2773.33</b>
				2 Power Receptacles, 2 USB Charging	EHPO-HL0M-22	<b>2859.15</b>

# Immerse — Planter — Round



### Features

- Includes planter, brackets, and mounting hardware.
- Available in Black, Smooth Plaster, Gray Tone, and Terra Cotta.
- Available with and without power.
- When ordering with power option:
  - Includes a power module with a total of 4 ports that can be configured with simplex outlets (NEMA-5-15R), or USB charging simplex outlets (with 2 USB outlets). No data or cable bay options are available.
- Power module is UL listed.

### To Order, Specify:

- 1) Product number.
- 2) Trim finish.

### Specification Tips

- The no power option cannot be modified for power in the field.
- **Choosing 4 power ports and 0 USB requires the use of a NEMA-5-15P style circuit breaker plug.**
- Power modules are color matched to the planter.
- Installs in a factory cut work surface.
- Planter, brackets, and power modules are field installed. Hand tighten mounting hardware to avoid deformation of the planter.
- For use with 120 volt, 60 hertz power source only.
- Application may require approval of local authority having jurisdiction (AHJ); ensure compliance before placing orders and installation.

Width	Bezel Depth	Cord Length	Port	Configuration	Number	Price
<b>No Power</b>						
					EHPR-000M-00	\$ 765.13
<b>Corded</b>						
		6'(1829mm)	4	4 Power Receptacles	EHPR-PF0M-40	\$1640.37
				3 Power Receptacles, 1 USB Charging	EHPR-PF0M-31	1726.19
				2 Power Receptacles, 2 USB Charging	EHPR-PF0M-22	1812.01
		12'(3658mm)	4	4 Power Receptacles	EHPR-PL0M-40	\$1710.45
				3 Power Receptacles, 1 USB Charging	EHPR-PL0M-31	1796.27
				2 Power Receptacles, 2 USB Charging	EHPR-PL0M-22	1882.09
		21'(6401mm)	4	4 Power Receptacles	EHPR-PW0M-40	\$1780.52
				3 Power Receptacles, 1 USB Charging	EHPR-PW0M-31	1866.34
				2 Power Receptacles, 2 USB Charging	EHPR-PW0M-22	1952.16
<b>Hardwire</b>						
		6'(1829mm)	4	4 Power Receptacles	EHPR-HF0M-40	\$1832.00
				3 Power Receptacles, 1 USB Charging	EHPR-HF0M-31	1917.82
				2 Power Receptacles, 2 USB Charging	EHPR-HF0M-22	2003.64
		12'(3658mm)	4	4 Power Receptacles	EHPR-HL0M-40	\$1902.08
				3 Power Receptacles, 1 USB Charging	EHPR-HL0M-31	1987.90
				2 Power Receptacles, 2 USB Charging	EHPR-HL0M-22	2073.72

This page intentionally blank

Jive

This page intentionally blank

# Jive Tables Catalog Logic

**Jive Tables**

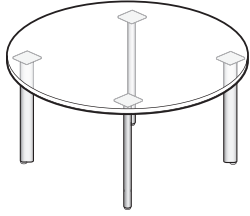
<p><b>T</b></p> <hr/>	<p><b>C</b></p> <hr/>	<p><b>RA</b></p> <hr/>	<p>-</p>	<p><b>24</b></p> <hr/>	<p><b>60</b></p> <hr/>	<p>-</p>	<p><b>L</b></p> <hr/>	<p><b>J</b></p> <hr/>	<p><b>S</b></p> <hr/>	<p><b>J</b></p> <hr/>	<p><b>B</b></p> <hr/>	<p><b>M</b></p> <hr/>	<p><b>4</b></p> <hr/>	<p><b>A</b></p> <hr/>
<p><b>Base Foot Finish Option:</b> A – Painted B – Polished</p>														
<p><b>Height:</b> 1 – 16"      4 – 29"      7 – 42" 2 – 20"      6 – 36"</p>														
<p><b>Base Foot and Wire Management:</b> <i>Base – No Power</i> C – Casters      G – Glides <i>Base – Power Ready</i> J – Casters      K – Glides <i>Base – No Power – Flip Top</i> H – Casters      F – Glides <i>Base – Power Ready – Flip Top</i> L – Casters      M – Glides</p>														
<p><b>Base Type:</b> B – C-Leg Round      G – Bridge C – C-Leg Extruded      R – Swivel D – Disc      T – T-Leg Extruded E – Post Extruded      V – Post Round F – T-Leg Round      X – X Base</p>														
<p><b>Cutout:</b> N – No Cutout      Q – Center, Double-Sided/12 outlets A – Center, Single-Sided/2 outlets      V – Left/Right, Single-Sided/4 outlets F – Center, Single-Sided/4 outlets      K – Left/Right, Single-Sided/6 outlets J – Center, Single-Sided/6 outlets      R – 3" Round M – Center, Double-Sided/8 outlets</p>														
<p><b>Core Type:</b> S – Standard</p>														
<p><b>Edge:</b> F – Laminate Knife      U – Wood Knife J – Laminate Edgeband      K – Wood Edgeband</p>														
<p><b>Surface Material:</b> L – Laminate W – Wood</p>														
<p><b>Width:</b> 18" – 18"      72" – 72" 24" – 24"      84" – 84" 30" – 30"      96" – 96" 36" – 36"      A8 – 108" 42" – 42"      C0 – 120" 48" – 48"      E4 – 144" 54" – 54"      J0 – 180" 60" – 60"      M6 – 216"</p>														
<p><b>Depth:</b> 18" – 18"      42" – 42" 24" – 24"      48" – 48" 30" – 30"      54" – 54" 36" – 36"      60" – 60"</p>														
<p><b>Shape:</b> BN – Crescent      RA – Rectangle CE – Extended Corner      RN – Round CX – Transitional Extended Corner      RP – Pebble HP – Half Pebble      RQ – Square HT – Half Race Track      RT – Racetrack HX – Half Hexagon      TP – Trapezoid</p>														
<p><b>Product Line:</b> C – Jive</p>														

**Product Type:**  
T – Table

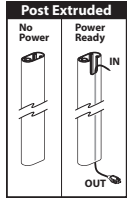


# Jive Table — Post Extruded Base

Round – Laminate or Wood



TCRN



## Features

- Includes 1.18”(30mm) thick top, leg bases, adjustable glides or casters, and hardware.
- Standard table heights are 16”(406mm), 20”(508mm) and 29”(737mm).
- Laminate top with knife edge or 3mm edgeband edges or wood veneer top with 3mm wood edgeband or knife edge.
- Bases are painted steel.
- 16”(406mm) and 20”(508mm) heights are available with glides only.
- 29”(737mm) height available with glides or casters.
- Casters:
  - Two locking and two non-locking casters.
  - Standard in black.
- Glides:
  - 0.625”(16mm) adjustment.
  - Standard in black.
- Casters and glides are not interchangeable.
- Depth and width shown in nominal dimensions.
- Ships unassembled.

## Specification Tips

- **Specifying a cutout does not automatically include a Power Ready base.**
- Factory installed cutout is available for:
  - Specify the (F) option for a Center, Single-Sided/4 outlet Flip Top Unit
  - Specify the (J) option for a Center, Single-Sided/6 outlet Flip Top Unit
  - Specify the (M) option for a Center, Double-Sided/8 outlet Flip Top Unit
  - Specify the (Q) option for a Center, Double-Sided/12 outlet Flip Top Unit
- Power Ready Base:
  - Allows for cord management through one of the Post Extruded legs.
- **Powered leg location determined during installation.**
  - Casters and Glides:
    - Specify the (J) option for Casters on the Power Ready base (only available on 29”(737mm) high tables)
    - Specify the (K) option for Glides on the Power Ready base (available on 16”(406mm), 20”(508mm) and 29”(737mm) high tables)
  - Flip Top Unit circuit breaker plug will not fit in the Power Ready Base opening.**
- **Power cord length determines the distance to building power source.**
- Separately specified:
  - Horizontal and Vertical Wire Management
  - Power and Data Components
  - Accessories
- Refer to Specification Guide:
  - Accessory placement and compatibility.
  - Seating capacities and leg locations.
  - Information on electrical components compatible with factory cut opening.
  - Power Ready base cable capacity.
- Application may require approval of local authority having jurisdiction (AHJ); ensure compliance before placing orders and installation.

## To Order, Specify:

1) Product number, including:

### 1 Surface Option:

- L** Laminate
- W** Wood

### 2 Edge Option:

Laminate:

- J** Edgeband
- F** Knife

Wood:

- K** Edgeband
- U** Knife

### 3 Cutout:

- N** No Cutout
- F** Center, Single-Sided/4 outlets, add **\$45.84** list
- J** Center, Single-Sided/6 outlets, add **\$45.84** list
- M** Center, Double-Sided/8 outlets, add **\$45.84** list
- Q** Center, Double-Sided/12 outlets, add **\$45.84** list

### 4 Base and Wire Management Option:

Base - No Power:

- C** Casters, add **\$22.32** list (29” Height Only)
- G** Glides

Base - Power Ready:

- J** Casters, add **\$22.32** list (29” Height Only)
- K** Glides

2) Laminate surface color or wood finish color.

3) Edgeband trim color (laminate only).

4) Base trim color.

**Note:** **\$63.03** upcharge list for Metallic trim colors.

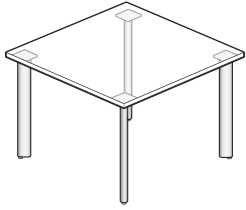
# Jive Table — Post Extruded Base

Round – Laminate or Wood

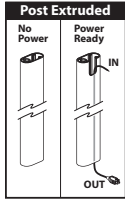
Height	Depth	Width	Number	① ② ③ ④				Laminate A		Laminate B		Wood Group A		Wood Group B		
				J	F	J	F	K	U	K	U					
<b>Base — No Power — No Cutout</b>																
16"(406mm)	24"(610mm)	24"(610mm)	TCRN-2424-	■	■	S	E	1	\$ 666.55	\$ 878.52	\$ 755.05	\$ 967.02	\$1073.29	\$1190.89	\$1152.22	\$1276.49
	30"(762mm)	30"(762mm)	TCRN-3030-	■	■	S	E	1	737.11	987.96	830.92	1081.77	1297.09	1500.33	1416.79	1640.41
	36"(914mm)	36"(914mm)	TCRN-3636-	■	■	S	E	1	821.91	1111.64	922.21	1211.94	1566.25	1882.72	1734.82	2090.11
	42"(1067mm)	42"(1067mm)	TCRN-4242-	■	■	S	E	1	920.95	1249.56	1028.92	1357.53	1880.77	2339.08	2106.31	2626.78
	48"(1219mm)	48"(1219mm)	TCRN-4848-	■	■	S	E	1	1034.23	1401.72	1151.05	1518.54	2240.65	2868.20	2531.26	3249.00
20"(508mm)	24"(610mm)	24"(610mm)	TCRN-2424-	■	■	S	E	2	\$ 673.68	\$ 885.65	\$ 762.18	\$ 974.15	\$1080.42	\$1198.02	\$1159.35	\$1283.62
	30"(762mm)	30"(762mm)	TCRN-3030-	■	■	S	E	2	744.24	995.09	838.05	1088.90	1304.22	1507.46	1423.92	1647.54
	36"(914mm)	36"(914mm)	TCRN-3636-	■	■	S	E	2	829.04	1118.77	929.34	1219.07	1573.38	1889.85	1741.95	2097.24
	42"(1067mm)	42"(1067mm)	TCRN-4242-	■	■	S	E	2	928.08	1256.69	1036.05	1364.66	1887.90	2346.21	2113.44	2633.91
	48"(1219mm)	48"(1219mm)	TCRN-4848-	■	■	S	E	2	1041.36	1408.85	1158.18	1525.67	2247.78	2875.33	2538.39	3256.13
29"(737mm)	30"(762mm)	30"(762mm)	TCRN-3030-	■	■	S	E	4	\$ 765.63	\$1016.48	\$ 859.44	\$1110.29	\$1325.61	\$1528.85	\$1445.31	\$1668.93
	36"(914mm)	36"(914mm)	TCRN-3636-	■	■	S	E	4	850.43	1140.16	950.73	1240.46	1594.77	1911.24	1763.34	2118.63
	42"(1067mm)	42"(1067mm)	TCRN-4242-	■	■	S	E	4	949.47	1278.08	1057.44	1386.05	1909.29	2367.60	2134.83	2655.30
	48"(1219mm)	48"(1219mm)	TCRN-4848-	■	■	S	E	4	1062.75	1430.24	1179.57	1547.06	2269.17	2896.72	2559.78	3277.52
	54"(1372mm)	54"(1372mm)	TCRN-5454-	■	■	S	E	4	1190.27	1596.64	1317.12	1723.49	2674.41	3499.16	3038.19	3985.94
	60"(1524mm)	60"(1524mm)	TCRN-6060-	■	■	S	E	4	1332.03	1777.28	1470.09	1915.34	3125.01	4175.84	3570.06	4781.65
<b>Base — Power Ready — No Cutout</b>																
16"(406mm)	24"(610mm)	24"(610mm)	TCRN-2424-	■	■	S	E	1	\$ 693.68	\$ 905.65	\$ 782.18	\$ 994.15	\$1100.42	\$1218.02	\$1179.35	\$1303.62
	30"(762mm)	30"(762mm)	TCRN-3030-	■	■	S	E	1	764.24	1015.09	858.05	1108.90	1324.22	1527.46	1443.92	1667.54
	36"(914mm)	36"(914mm)	TCRN-3636-	■	■	S	E	1	849.04	1138.77	949.34	1239.07	1593.38	1909.85	1761.95	2117.24
	42"(1067mm)	42"(1067mm)	TCRN-4242-	■	■	S	E	1	948.08	1276.69	1056.05	1384.66	1907.90	2366.21	2133.44	2653.91
	48"(1219mm)	48"(1219mm)	TCRN-4848-	■	■	S	E	1	1061.36	1428.85	1178.18	1545.67	2267.78	2895.33	2558.39	3276.13
20"(508mm)	24"(610mm)	24"(610mm)	TCRN-2424-	■	■	S	E	2	\$ 700.81	\$ 912.78	\$ 789.31	\$1001.28	\$1107.55	\$1225.15	\$1186.48	\$1310.75
	30"(762mm)	30"(762mm)	TCRN-3030-	■	■	S	E	2	771.37	1022.22	865.18	1116.03	1331.35	1534.59	1451.05	1674.67
	36"(914mm)	36"(914mm)	TCRN-3636-	■	■	S	E	2	856.17	1145.90	956.47	1246.20	1600.51	1916.98	1769.08	2124.37
	42"(1067mm)	42"(1067mm)	TCRN-4242-	■	■	S	E	2	955.21	1283.82	1063.18	1391.79	1915.03	2373.34	2140.57	2661.04
	48"(1219mm)	48"(1219mm)	TCRN-4848-	■	■	S	E	2	1068.49	1435.98	1185.31	1552.80	2274.91	2902.46	2565.52	3283.26
29"(737mm)	30"(762mm)	30"(762mm)	TCRN-3030-	■	■	S	E	4	\$ 792.76	\$1043.61	\$ 886.57	\$1137.42	\$1352.74	\$1555.98	\$1472.44	\$1696.06
	36"(914mm)	36"(914mm)	TCRN-3636-	■	■	S	E	4	877.56	1167.29	977.86	1267.59	1621.90	1938.37	1790.47	2145.76
	42"(1067mm)	42"(1067mm)	TCRN-4242-	■	■	S	E	4	976.60	1305.21	1084.57	1413.18	1936.42	2394.73	2161.96	2682.43
	48"(1219mm)	48"(1219mm)	TCRN-4848-	■	■	S	E	4	1089.88	1457.37	1206.70	1574.19	2296.30	2923.85	2586.91	3304.65
	54"(1372mm)	54"(1372mm)	TCRN-5454-	■	■	S	E	4	1217.40	1623.77	1344.25	1750.62	2701.54	3526.29	3065.32	4013.07
	60"(1524mm)	60"(1524mm)	TCRN-6060-	■	■	S	E	4	1359.16	1804.41	1497.22	1942.47	3152.14	4202.97	3597.19	4808.78

# Jive Table — Post Extruded Base

Square – Laminate or Wood



TCRQ



## Features

- Includes 1.18”(30mm) thick top, leg bases, adjustable glides or casters, and hardware.
- Standard table heights are 16”(406mm), 20”(508mm) and 29”(737mm).
- Laminate top with knife edge or 3mm edgeband edges or wood veneer top with 3mm wood edgeband or knife edge.
- Bases are painted steel.
- 16”(406mm) and 20”(508mm) heights are available with glides only.
- 29”(737mm) height available with glides or casters.
- Casters:
  - Two locking and two non-locking casters.
  - Standard in black.
- Glides:
  - 0.625”(16mm) adjustment.
  - Standard in black.
- Casters and glides are not interchangeable.
- Depth and width shown in nominal dimensions.
- Ships unassembled.

## Specification Tips

- Edge choice allows a flat seam between tables.
- **Specifying a cutout does not automatically include a Power Ready base.**
- Factory installed cutout is available for:
  - Specify the (F) option for a Center, Single-Sided/4 outlet Flip Top Unit
  - Specify the (J) option for a Center, Single-Sided/6 outlet Flip Top Unit
  - Specify the (M) option for a Center, Double-Sided/8 outlet Flip Top Unit
  - Specify the (Q) option for a Center, Double-Sided/12 outlet Flip Top Unit
- Power Ready Base:
  - Allows for cord management through one of the Post Extruded legs.
- Powered leg location determined during installation.
  - Casters and Glides:
    - Specify the (J) option for Casters on the Power Ready base (only available on 29”(737mm) high tables)
    - Specify the (K) option for Glides on the Power Ready base (available on 16”(406mm), 20”(508mm) and 29”(737mm) high tables)
  - Flip Top Unit circuit breaker plug will not fit in the Power Ready Base opening.**
- **Power cord length determines the distance to building power source.**
- Separately specified:
  - Ganging Mechanism - Recommended for use with power between tables.
  - Horizontal and Vertical Wire Management
  - Power and Data Components
  - Accessories
- Refer to Specification Guide:
  - Accessory placement and compatibility.
  - Seating capacities and leg locations.
  - Information on electrical components compatible with factory cut opening.
  - Power Ready base cable capacity.
- Application may require approval of local authority having jurisdiction (AHJ); ensure compliance before placing orders and installation.

## To Order, Specify:

1) Product number, including:

### 1 Surface Option:

- L** Laminate
- W** Wood

### 2 Edge Option:

Laminate:

- J** Edgeband
- F** Knife

Wood:

- K** Edgeband
- U** Knife

### 3 Cutout:

- N** No Cutout
- F** Center, Single-Sided/4 outlets, add **\$45.84** list
- J** Center, Single-Sided/6 outlets, add **\$45.84** list
- M** Center, Double-Sided/8 outlets, add **\$45.84** list
- Q** Center, Double-Sided/12 outlets, add **\$45.84** list

### 4 Base and Wire Management Option:

Base - No Power:

- C** Casters, add **\$22.32** list (29” Height Only)
- G** Glides

Base - Power Ready:

- J** Casters, add **\$22.32** list (29” Height Only)
- K** Glides

2) Laminate surface color or wood finish color.

3) Edgeband trim color (laminate only).

4) Base trim color.

**Note:** **\$63.03** upcharge list for Metallic trim colors.

# Jive Table — Post Extruded Base

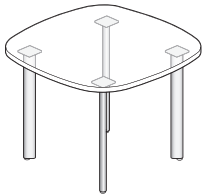
Square – Laminate or Wood

Height	Depth	Width	Number	① ② ③ ④	Laminate A		Laminate B		Wood Group A		Wood Group B		
					J	F	J	F	K	U	K	U	
<b>Base — No Power — No Cutout</b>													
16"(406mm)	24"(610mm)	24"(610mm)	TCRQ-2424-	■ ■ S E	1	\$ 666.55	\$ 878.52	\$ 755.05	\$ 967.02	\$1073.29	\$1190.89	\$1152.22	\$1276.49
	30"(762mm)	30"(762mm)	TCRQ-3030-	■ ■ S E	1	737.11	987.96	830.92	1081.77	1297.09	1500.33	1416.79	1640.41
	36"(914mm)	36"(914mm)	TCRQ-3636-	■ ■ S E	1	821.91	1111.64	922.21	1211.94	1566.25	1882.72	1734.82	2090.11
	42"(1067mm)	42"(1067mm)	TCRQ-4242-	■ ■ S E	1	920.95	1249.56	1028.92	1357.53	1880.77	2339.08	2106.31	2626.78
	48"(1219mm)	48"(1219mm)	TCRQ-4848-	■ ■ S E	1	1034.23	1401.72	1151.05	1518.54	2240.65	2868.20	2531.26	3249.00
20"(508mm)	24"(610mm)	24"(610mm)	TCRQ-2424-	■ ■ S E	2	\$ 673.68	\$ 885.65	\$ 762.18	\$ 974.15	\$1080.42	\$1198.02	\$1159.35	\$1283.62
	30"(762mm)	30"(762mm)	TCRQ-3030-	■ ■ S E	2	744.24	995.09	838.05	1088.90	1304.22	1507.46	1423.92	1647.54
	36"(914mm)	36"(914mm)	TCRQ-3636-	■ ■ S E	2	829.04	1118.77	929.34	1219.07	1573.38	1889.85	1741.95	2097.24
	42"(1067mm)	42"(1067mm)	TCRQ-4242-	■ ■ S E	2	928.08	1256.69	1036.05	1364.66	1887.90	2346.21	2113.44	2633.91
	48"(1219mm)	48"(1219mm)	TCRQ-4848-	■ ■ S E	2	1041.36	1408.85	1158.18	1525.67	2247.78	2875.33	2538.39	3256.13
29"(737mm)	30"(762mm)	30"(762mm)	TCRQ-3030-	■ ■ S E	4	\$ 765.63	\$1016.48	\$ 859.44	\$1110.29	\$1325.61	\$1528.85	\$1445.31	\$1668.93
	36"(914mm)	36"(914mm)	TCRQ-3636-	■ ■ S E	4	850.43	1140.16	950.73	1240.46	1594.77	1911.24	1763.34	2118.63
	42"(1067mm)	42"(1067mm)	TCRQ-4242-	■ ■ S E	4	949.47	1278.08	1057.44	1386.05	1909.29	2367.60	2134.83	2655.30
	48"(1219mm)	48"(1219mm)	TCRQ-4848-	■ ■ S E	4	1062.75	1430.24	1179.57	1547.06	2269.17	2896.72	2559.78	3277.52
	54"(1372mm)	54"(1372mm)	TCRQ-5454-	■ ■ S E	4	1190.27	1596.64	1317.12	1723.49	2674.41	3499.16	3038.19	3985.94
	60"(1524mm)	60"(1524mm)	TCRQ-6060-	■ ■ S E	4	1332.03	1777.28	1470.09	1915.34	3125.01	4175.84	3570.06	4781.65
<b>Base — Power Ready — No Cutout</b>													
16"(406mm)	24"(610mm)	24"(610mm)	TCRQ-2424-	■ ■ S E	1	\$ 693.68	\$ 905.65	\$ 782.18	\$ 994.15	\$1100.42	\$1218.02	\$1179.35	\$1303.62
	30"(762mm)	30"(762mm)	TCRQ-3030-	■ ■ S E	1	764.24	1015.09	858.05	1108.90	1324.22	1527.46	1443.92	1667.54
	36"(914mm)	36"(914mm)	TCRQ-3636-	■ ■ S E	1	849.04	1138.77	949.34	1239.07	1593.38	1909.85	1761.95	2117.24
	42"(1067mm)	42"(1067mm)	TCRQ-4242-	■ ■ S E	1	948.08	1276.69	1056.05	1384.66	1907.90	2366.21	2133.44	2653.91
	48"(1219mm)	48"(1219mm)	TCRQ-4848-	■ ■ S E	1	1061.36	1428.85	1178.18	1545.67	2267.78	2895.33	2558.39	3276.13
20"(508mm)	24"(610mm)	24"(610mm)	TCRQ-2424-	■ ■ S E	2	\$ 700.81	\$ 912.78	\$ 789.31	\$1001.28	\$1107.55	\$1225.15	\$1186.48	\$1310.75
	30"(762mm)	30"(762mm)	TCRQ-3030-	■ ■ S E	2	771.37	1022.22	865.18	1116.03	1331.35	1534.59	1451.05	1674.67
	36"(914mm)	36"(914mm)	TCRQ-3636-	■ ■ S E	2	856.17	1145.90	956.47	1246.20	1600.51	1916.98	1769.08	2124.37
	42"(1067mm)	42"(1067mm)	TCRQ-4242-	■ ■ S E	2	955.21	1283.82	1063.18	1391.79	1915.03	2373.34	2140.57	2661.04
	48"(1219mm)	48"(1219mm)	TCRQ-4848-	■ ■ S E	2	1068.49	1435.98	1185.31	1552.80	2274.91	2902.46	2565.52	3283.26
29"(737mm)	30"(762mm)	30"(762mm)	TCRQ-3030-	■ ■ S E	4	\$ 792.76	\$1043.61	\$ 886.57	\$1137.42	\$1352.74	\$1555.98	\$1472.44	\$1696.06
	36"(914mm)	36"(914mm)	TCRQ-3636-	■ ■ S E	4	877.56	1167.29	977.86	1267.59	1621.90	1938.37	1790.47	2145.76
	42"(1067mm)	42"(1067mm)	TCRQ-4242-	■ ■ S E	4	976.60	1305.21	1084.57	1413.18	1936.42	2394.73	2161.96	2682.43
	48"(1219mm)	48"(1219mm)	TCRQ-4848-	■ ■ S E	4	1089.88	1457.37	1206.70	1574.19	2296.30	2923.85	2586.91	3304.65
	54"(1372mm)	54"(1372mm)	TCRQ-5454-	■ ■ S E	4	1217.40	1623.77	1344.25	1750.62	2701.54	3526.29	3065.32	4013.07
	60"(1524mm)	60"(1524mm)	TCRQ-6060-	■ ■ S E	4	1359.16	1804.41	1497.22	1942.47	3152.14	4202.97	3597.19	4808.78

This page intentionally blank

# Jive Table — Post Extruded Base

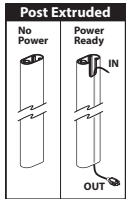
Pebble – Laminate or Wood



TCRP-4242 (Symmetrical)



TCRP-3060 (Asymmetrical)



## Features

- Includes 1.18”(30mm) thick top, leg bases, adjustable glides or casters, and hardware.
- Standard table heights are 16”(406mm), 20”(508mm) and 29”(737mm).
- Laminate top with knife edge or 3mm edgeband edges or wood veneer top with 3mm wood edgeband or knife edge.
- Bases are painted steel.
- 16”(406mm) and 20”(508mm) heights are available with glides only.
- 29”(737mm) height available with glides or casters.
- Casters:
  - Two locking and two non-locking casters.
  - Standard in black.
- Glides:
  - 0.625”(16mm) adjustment.
  - Standard in black.
- Casters and glides are not interchangeable.
- Depth and width shown in nominal dimensions.
- Ships unassembled.

## Specification Tips

- **Specifying a cutout does not automatically include a Power Ready base.**
- Factory installed cutout is available for:
  - Specify the (F) option for a Center, Single-Sided/4 outlet Flip Top Unit
  - Specify the (J) option for a Center, Single-Sided/6 outlet Flip Top Unit
  - Specify the (M) option for a Center, Double-Sided/8 outlet Flip Top Unit
  - Specify the (Q) option for a Center, Double-Sided/12 outlet Flip Top Unit
- Power Ready Base:
  - Allows for cord management through one of the Post Extruded legs.
- **Powered leg location determined during installation.**
  - Casters and Glides:
    - Specify the (J) option for Casters on the Power Ready base (only available on 29”(737mm) high tables)
    - Specify the (K) option for Glides on the Power Ready base (available on 16”(406mm), 20”(508mm) and 29”(737mm) high tables)
  - Flip Top Unit circuit breaker plug will not fit in the Power Ready Base opening.**
- **Power cord length determines the distance to building power source.**
- Separately specified:
  - Horizontal and Vertical Wire Management
  - Power and Data Components
  - Accessories
- Refer to Specification Guide:
  - Accessory placement and compatibility.
  - Seating capacities and leg locations.
  - Information on electrical components compatible with factory cut opening.
  - Power Ready base cable capacity.
- Application may require approval of local authority having jurisdiction (AHJ); ensure compliance before placing orders and installation.

## To Order, Specify:

1) Product number, including:

### 1 Surface Option:

- L** Laminate
- W** Wood

### 2 Edge Option:

Laminate:

- J** Edgeband
- F** Knife

Wood:

- K** Edgeband
- U** Knife

### 3 Cutout:

- N** No Cutout
- F** Center, Single-Sided/4 outlets, add **\$45.84** list
- J** Center, Single-Sided/6 outlets, add **\$45.84** list
- M** Center, Double-Sided/8 outlets, add **\$45.84** list
- Q** Center, Double-Sided/12 outlets, add **\$45.84** list

### 4 Base and Wire Management Option:

Base - No Power:

- C** Casters, add **\$22.32** list (29” Height Only)
- G** Glides

Base - Power Ready:

- J** Casters, add **\$22.32** list (29” Height Only)
- K** Glides

2) Laminate surface color or wood finish color.

3) Edgeband trim color (laminate only).

4) Base trim color.

**Note:** **\$63.03** upcharge list for Metallic trim colors.

# Jive Table — Post Extruded Base

Pebble – Laminate or Wood

Height	Depth	Width	Number	① ② ③ ④	Laminate A		Laminate B		Wood Group A		Wood Group B	
					J	F	J	F	K	U	K	U
<b>Symmetrical — Base — No Power — No Cutout</b>												
16"(406mm)	24"(610mm)	24"(610mm)	TCRP-2424-	■ ■ S E 1	\$ 666.55	\$ 878.52	\$ 755.05	\$ 967.02	\$1073.29	\$1190.89	\$1152.22	\$1276.49
	30"(762mm)	30"(762mm)	TCRP-3030-	■ ■ S E 1	737.11	987.96	830.92	1081.77	1297.09	1500.33	1416.79	1640.41
	36"(914mm)	36"(914mm)	TCRP-3636-	■ ■ S E 1	821.91	1111.64	922.21	1211.94	1566.25	1882.72	1734.82	2090.11
	42"(1067mm)	42"(1067mm)	TCRP-4242-	■ ■ S E 1	920.95	1249.56	1028.92	1357.53	1880.77	2339.08	2106.31	2626.78
	48"(1219mm)	48"(1219mm)	TCRP-4848-	■ ■ S E 1	1034.23	1401.72	1151.05	1518.54	2240.65	2868.20	2531.26	3249.00
20"(508mm)	24"(610mm)	24"(610mm)	TCRP-2424-	■ ■ S E 2	\$ 673.68	\$ 885.65	\$ 762.18	\$ 974.15	\$1080.42	\$1198.02	\$1159.35	\$1283.62
	30"(762mm)	30"(762mm)	TCRP-3030-	■ ■ S E 2	744.24	995.09	838.05	1088.90	1304.22	1507.46	1423.92	1647.54
	36"(914mm)	36"(914mm)	TCRP-3636-	■ ■ S E 2	829.04	1118.77	929.34	1219.07	1573.38	1889.85	1741.95	2097.24
	42"(1067mm)	42"(1067mm)	TCRP-4242-	■ ■ S E 2	928.08	1256.69	1036.05	1364.66	1887.90	2346.21	2113.44	2633.91
	48"(1219mm)	48"(1219mm)	TCRP-4848-	■ ■ S E 2	1041.36	1408.85	1158.18	1525.67	2247.78	2875.33	2538.39	3256.13
29"(737mm)	30"(762mm)	30"(762mm)	TCRP-3030-	■ ■ S E 4	\$ 765.63	\$1016.48	\$ 859.44	\$1110.29	\$1325.61	\$1528.85	\$1445.31	\$1668.93
	36"(914mm)	36"(914mm)	TCRP-3636-	■ ■ S E 4	850.43	1140.16	950.73	1240.46	1594.77	1911.24	1763.34	2118.63
	42"(1067mm)	42"(1067mm)	TCRP-4242-	■ ■ S E 4	949.47	1278.08	1057.44	1386.05	1909.29	2367.60	2134.83	2655.30
	48"(1219mm)	48"(1219mm)	TCRP-4848-	■ ■ S E 4	1062.75	1430.24	1179.57	1547.06	2269.17	2896.72	2559.78	3277.52
	54"(1372mm)	54"(1372mm)	TCRP-5454-	■ ■ S E 4	1190.27	1596.64	1317.12	1723.49	2674.41	3499.16	3038.19	3985.94
	60"(1524mm)	60"(1524mm)	TCRP-6060-	■ ■ S E 4	1332.03	1777.28	1470.09	1915.34	3125.01	4175.84	3570.06	4781.65
<b>Symmetrical — Base — Power Ready — No Cutout</b>												
16"(406mm)	24"(610mm)	24"(610mm)	TCRP-2424-	■ ■ S E 1	\$ 693.68	\$ 905.65	\$ 782.18	\$ 994.15	\$1100.42	\$1218.02	\$1179.35	\$1303.62
	30"(762mm)	30"(762mm)	TCRP-3030-	■ ■ S E 1	764.24	1015.09	858.05	1108.90	1324.22	1527.46	1443.92	1667.54
	36"(914mm)	36"(914mm)	TCRP-3636-	■ ■ S E 1	849.04	1138.77	949.34	1239.07	1593.38	1909.85	1761.95	2117.24
	42"(1067mm)	42"(1067mm)	TCRP-4242-	■ ■ S E 1	948.08	1276.69	1056.05	1384.66	1907.90	2366.21	2133.44	2653.91
	48"(1219mm)	48"(1219mm)	TCRP-4848-	■ ■ S E 1	1061.36	1428.85	1178.18	1545.67	2267.78	2895.33	2558.39	3276.13
20"(508mm)	24"(610mm)	24"(610mm)	TCRP-2424-	■ ■ S E 2	\$ 700.81	\$ 912.78	\$ 789.31	\$1001.28	\$1107.55	\$1225.15	\$1186.48	\$1310.75
	30"(762mm)	30"(762mm)	TCRP-3030-	■ ■ S E 2	771.37	1022.22	865.18	1116.03	1331.35	1534.59	1451.05	1674.67
	36"(914mm)	36"(914mm)	TCRP-3636-	■ ■ S E 2	856.17	1145.90	956.47	1246.20	1600.51	1916.98	1769.08	2124.37
	42"(1067mm)	42"(1067mm)	TCRP-4242-	■ ■ S E 2	955.21	1283.82	1063.18	1391.79	1915.03	2373.34	2140.57	2661.04
	48"(1219mm)	48"(1219mm)	TCRP-4848-	■ ■ S E 2	1068.49	1435.98	1185.31	1552.80	2274.91	2902.46	2565.52	3283.26
29"(737mm)	30"(762mm)	30"(762mm)	TCRP-3030-	■ ■ S E 4	\$ 792.76	\$1043.61	\$ 886.57	\$1137.42	\$1352.74	\$1555.98	\$1472.44	\$1696.06
	36"(914mm)	36"(914mm)	TCRP-3636-	■ ■ S E 4	877.56	1167.29	977.86	1267.59	1621.90	1938.37	1790.47	2145.76
	42"(1067mm)	42"(1067mm)	TCRP-4242-	■ ■ S E 4	976.60	1305.21	1084.57	1413.18	1936.42	2394.73	2161.96	2682.43
	48"(1219mm)	48"(1219mm)	TCRP-4848-	■ ■ S E 4	1089.88	1457.37	1206.70	1574.19	2296.30	2923.85	2586.91	3304.65
	54"(1372mm)	54"(1372mm)	TCRP-5454-	■ ■ S E 4	1217.40	1623.77	1344.25	1750.62	2701.54	3526.29	3065.32	4013.07
	60"(1524mm)	60"(1524mm)	TCRP-6060-	■ ■ S E 4	1359.16	1804.41	1497.22	1942.47	3152.14	4202.97	3597.19	4808.78



# Jive Table — Post Extruded Base

Pebble – Laminate or Wood

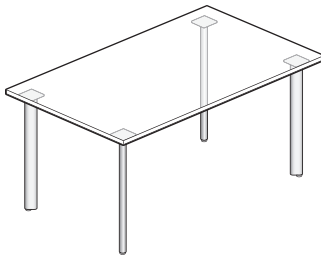
Height	Depth	Width	Number	① ② ③ ④	Laminate A		Laminate B		Wood Group A		Wood Group B					
					J	F	J	F	K	U	K	U				
<b>Asymmetrical — Base — No Power — No Cutout</b>																
16"(406mm)	30"(762mm)	48"(1219mm)	TCRP-3048-	■ ■	S	E	1	\$ 839.96	\$1130.93	\$ 946.75	\$1237.72	\$1755.88	\$2116.34	\$1969.14	\$2375.93	
		60"(1524mm)	TCRP-3060-	■ ■	S	E	1	920.67	1268.72	1033.36	1381.41	2011.57	2446.02	2271.67	2763.72	
		72"(1829mm)	TCRP-3072-	■ ■	S	E	1	1002.32	1413.04	1120.91	1531.63	2270.09	2785.79	2577.66	3163.33	
		36"(914mm)	60"(1524mm)	TCRP-3660-	■ ■	S	E	1	\$ 995.11	\$1362.60	\$1113.70	\$1481.19	\$2248.21	\$2707.86	\$2550.97	\$3072.06
		72"(1829mm)	TCRP-3672-	■ ■	S	E	1	1091.23	1522.79	1216.90	1648.46	2552.80	3095.51	2911.28	3528.09	
		20"(508mm)	30"(762mm)	48"(1219mm)	TCRP-3048-	■ ■	S	E	2	\$ 847.09	\$1138.06	\$ 953.88	\$1244.85	\$1763.01	\$2123.47	\$1976.27
		60"(1524mm)	TCRP-3060-	■ ■	S	E	2	927.80	1275.85	1040.49	1388.54	2018.70	2453.15	2278.80	2770.85	
		72"(1829mm)	TCRP-3072-	■ ■	S	E	2	1009.45	1420.17	1128.04	1538.76	2277.22	2792.92	2584.79	3170.46	
		36"(914mm)	60"(1524mm)	TCRP-3660-	■ ■	S	E	2	\$1002.24	\$1369.73	\$1120.83	\$1488.32	\$2255.34	\$2714.99	\$2558.10	\$3079.19
		72"(1829mm)	TCRP-3672-	■ ■	S	E	2	1098.36	1529.92	1224.03	1655.59	2559.93	3102.64	2918.41	3535.22	
29"(737mm)	30"(762mm)	48"(1219mm)	TCRP-3048-	■ ■	S	E	4	\$ 868.48	\$1159.45	\$ 975.27	\$1266.24	\$1784.40	\$2144.86	\$1997.66	\$2404.45	
		60"(1524mm)	TCRP-3060-	■ ■	S	E	4	949.19	1297.24	1061.88	1409.93	2040.09	2474.54	2300.19	2792.24	
		72"(1829mm)	TCRP-3072-	■ ■	S	E	4	1030.84	1441.56	1149.43	1560.15	2298.61	2814.31	2606.18	3191.85	
		36"(914mm)	60"(1524mm)	TCRP-3660-	■ ■	S	E	4	\$1023.63	\$1391.12	\$1142.22	\$1509.71	\$2276.73	\$2736.38	\$2579.49	\$3100.58
		72"(1829mm)	TCRP-3672-	■ ■	S	E	4	1119.75	1551.31	1245.42	1676.98	2581.32	3124.03	2939.80	3556.61	
		42"(1067mm)	72"(1829mm)	TCRP-4272-	■ ■	S	E	4	\$1208.66	\$1661.07	\$1341.41	\$1793.82	\$2864.03	\$3433.75	\$3273.43	\$3921.36
		48"(1219mm)	72"(1829mm)	TCRP-4872-	■ ■	S	E	4	\$1297.58	\$1770.82	\$1437.41	\$1910.65	\$3146.74	\$3743.48	\$3607.05	\$4286.12
<b>Asymmetrical — Base — Power Ready — No Cutout</b>																
16"(406mm)	30"(762mm)	48"(1219mm)	TCRP-3048-	■ ■	S	E	1	\$ 867.09	\$1158.06	\$ 973.88	\$1264.85	\$1783.01	\$2143.47	\$1996.27	\$2403.06	
		60"(1524mm)	TCRP-3060-	■ ■	S	E	1	947.80	1295.85	1060.49	1408.54	2038.70	2473.15	2298.80	2790.85	
		72"(1829mm)	TCRP-3072-	■ ■	S	E	1	1029.45	1440.17	1148.04	1558.76	2297.22	2812.92	2604.79	3190.46	
		36"(914mm)	60"(1524mm)	TCRP-3660-	■ ■	S	E	1	\$1022.24	\$1389.73	\$1140.83	\$1508.32	\$2275.34	\$2734.99	\$2578.10	\$3099.19
		72"(1829mm)	TCRP-3672-	■ ■	S	E	1	1118.36	1549.92	1244.03	1675.59	2579.93	3122.64	2938.41	3555.22	
		20"(508mm)	30"(762mm)	48"(1219mm)	TCRP-3048-	■ ■	S	E	2	\$ 874.22	\$1165.19	\$ 981.01	\$1271.98	\$1790.14	\$2150.60	\$2003.40
		60"(1524mm)	TCRP-3060-	■ ■	S	E	2	954.93	1302.98	1067.62	1415.67	2045.83	2480.28	2305.93	2797.98	
		72"(1829mm)	TCRP-3072-	■ ■	S	E	2	1036.58	1447.30	1155.17	1565.89	2304.35	2820.05	2611.92	3197.59	
		36"(914mm)	60"(1524mm)	TCRP-3660-	■ ■	S	E	2	\$1029.37	\$1396.86	\$1147.96	\$1515.45	\$2282.47	\$2742.12	\$2585.23	\$3106.32
		72"(1829mm)	TCRP-3672-	■ ■	S	E	2	1125.49	1557.05	1251.16	1682.72	2587.06	3129.77	2945.54	3562.35	
29"(737mm)	30"(762mm)	48"(1219mm)	TCRP-3048-	■ ■	S	E	4	\$ 895.61	\$1186.58	\$1002.40	\$1293.37	\$1811.53	\$2171.99	\$2024.79	\$2431.58	
		60"(1524mm)	TCRP-3060-	■ ■	S	E	4	976.32	1324.37	1089.01	1437.06	2067.22	2501.67	2327.32	2819.37	
		72"(1829mm)	TCRP-3072-	■ ■	S	E	4	1057.97	1468.69	1176.56	1587.28	2325.74	2841.44	2633.31	3218.98	
		36"(914mm)	60"(1524mm)	TCRP-3660-	■ ■	S	E	4	\$1050.76	\$1418.25	\$1169.35	\$1536.84	\$2303.86	\$2763.51	\$2606.62	\$3127.71
		72"(1829mm)	TCRP-3672-	■ ■	S	E	4	1146.88	1578.44	1272.55	1704.11	2608.45	3151.16	2966.93	3583.74	
		42"(1067mm)	72"(1829mm)	TCRP-4272-	■ ■	S	E	4	\$1235.79	\$1688.20	\$1368.54	\$1820.95	\$2891.16	\$3460.88	\$3300.56	\$3948.49
		48"(1219mm)	72"(1829mm)	TCRP-4872-	■ ■	S	E	4	\$1324.71	\$1797.95	\$1464.54	\$1937.78	\$3173.87	\$3770.61	\$3634.18	\$4313.25



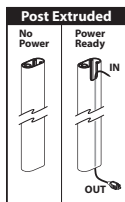
This page intentionally blank

# Jive Table — Post Extruded Base

Rectangle – Laminate or Wood



TCRA



## Features

- Includes 1.18" (30mm) thick top, leg bases, adjustable glides or casters, and hardware.
- Standard table heights are 16" (406mm), 20" (508mm) and 29" (737mm).
- Laminate top with knife edge or 3mm edgeband edges or wood veneer top with 3mm wood edgeband or knife edge.
- Bases are painted steel.
- Casters:
  - Two locking and two non-locking casters.
  - Standard in black.
- Glides:
  - 0.625" (16mm) adjustment.
  - Standard in black.
- Casters and glides are not interchangeable.
- Depth and width shown in nominal dimensions.
- Ships unassembled.

## Specification Tips

- Edge choice allows a flat seam between tables.
- **Specifying a cutout does not automatically include a Power Ready base.**
- Factory installed cutout is available for:
  - Specify the (F) option for a Center, Single-Sided/4 outlet Flip Top Unit
  - Specify the (J) option for a Center, Single-Sided/6 outlet Flip Top Unit
  - Specify the (M) option for a Center, Double-Sided/8 outlet Flip Top Unit
  - Specify the (Q) option for a Center, Double-Sided/12 outlet Flip Top Unit
- Power Ready Base:
  - Allows for cord management through one of the Post Extruded legs.
- **Powered leg location determined during installation.**
  - Casters and Glides:
    - Specify the (J) option for Casters on the Power Ready base (only available on 29" (737mm) high tables)
    - Specify the (K) option for Glides on the Power Ready base (available on 16" (406mm), 20" (508mm) and 29" (737mm) high tables)
  - Flip Top Unit circuit breaker plug will not fit in the Power Ready Base opening.**
- **Power cord length determines the distance to building power source.**
- Separately specified:
  - Ganging Mechanism - Recommended for use with power between tables.
  - Horizontal and Vertical Wire Management
  - Power and Data Components
  - Accessories
- Refer to Specification Guide:
  - Accessory placement and compatibility.
  - Seating capacities and leg locations.
  - Information on electrical components compatible with factory cut opening.
  - Power Ready base cable capacity.
- Application may require approval of local authority having jurisdiction (AHJ); ensure compliance before placing orders and installation.

## To Order, Specify:

1) Product number, including:

### 1 Surface Option:

- L** Laminate
- W** Wood

### 2 Edge Option:

Laminate:

- J** Edgeband
- F** Knife

Wood:

- K** Edgeband
- U** Knife

### 3 Cutout:

- N** No Cutout
- F** Center, Single-Sided/4 outlets, add **\$45.84** list
- J** Center, Single-Sided/6 outlets, add **\$45.84** list
- M** Center, Double-Sided/8 outlets, add **\$45.84** list
- Q** Center, Double-Sided/12 outlets, add **\$45.84** list

### 4 Base and Wire Management Option:

Base - No Power:

- C** Casters, add **\$22.32** list (29" Height Only)
- G** Glides

Base - Power Ready:

- J** Casters, add **\$22.32** list (29" Height Only)
- K** Glides

2) Laminate surface color or wood finish color.

3) Edgeband trim color (laminated only).

4) Base trim color.

**Note:** **\$63.03** upcharge list for Metallic trim colors.

# Jive Table — Post Extruded Base

Rectangle – Laminate or Wood

Height	Depth	Width	Number	① ② ③ ④	Laminate A		Laminate B		Wood Group A		Wood Group B		
					J	F	J	F	K	U	K	U	
<b>Base — No Power — No Cutout</b>													
16"(406mm)	30"(762mm)	48"(1219mm)	TCRA-3048-	■ ■ S E	1	\$ 839.96	\$1130.93	\$ 946.75	\$1237.72	\$1755.88	\$2116.34	\$1969.14	\$2375.93
		54"(1372mm)	TCRA-3054-	■ ■ S E	1	880.20	1199.01	989.94	1308.75	1883.37	2279.92	2119.97	2568.35
		60"(1524mm)	TCRA-3060-	■ ■ S E	1	920.67	1268.72	1033.36	1381.41	2011.57	2446.02	2271.67	2763.72
36"(914mm)	60"(1524mm)	TCRA-3660-	■ ■ S E	1	\$ 995.11	\$1362.60	\$1113.70	\$1481.19	\$2248.21	\$2707.86	\$2550.97	\$3072.06	
		TCRA-3672-	■ ■ S E	1	1091.23	1522.79	1216.90	1648.46	2552.80	3095.51	2911.28	3528.09	
20"(508mm)	30"(762mm)	48"(1219mm)	TCRA-3048-	■ ■ S E	2	\$ 847.09	\$1138.06	\$ 953.88	\$1244.85	\$1763.01	\$2123.47	\$1976.27	\$2383.06
		54"(1372mm)	TCRA-3054-	■ ■ S E	2	887.33	1206.14	997.07	1315.88	1890.50	2287.05	2127.10	2575.48
		60"(1524mm)	TCRA-3060-	■ ■ S E	2	927.80	1275.85	1040.49	1388.54	2018.70	2453.15	2278.80	2770.85
36"(914mm)	60"(1524mm)	TCRA-3660-	■ ■ S E	2	\$1002.24	\$1369.73	\$1120.83	\$1488.32	\$2255.34	\$2714.99	\$2558.10	\$3079.19	
		TCRA-3672-	■ ■ S E	2	1098.36	1529.92	1224.03	1655.59	2559.93	3102.64	2918.41	3535.22	
29"(737mm)	18"(457mm)	48"(1219mm)	TCRA-1848-	■ ■ S E	4	\$ 748.54	N/A	\$ 845.89	N/A	\$1403.26	N/A	\$1547.71	N/A
		54"(1372mm)	TCRA-1854-	■ ■ S E	4	774.31	N/A	873.43	N/A	1484.68	N/A	1644.22	N/A
		60"(1524mm)	TCRA-1860-	■ ■ S E	4	800.31	N/A	901.20	N/A	1566.81	N/A	1741.59	N/A
66"(1676mm)	TCRA-1866-	■ ■ S E	4	826.54	N/A	929.20	N/A	1649.65	N/A	1839.83	N/A		
		72"(1829mm)	TCRA-1872-	■ ■ S E	4	853.01	N/A	957.44	N/A	1733.20	N/A	1938.93	N/A
		24"(610mm)	36"(914mm)	TCRA-2436-	■ ■ S E	4	\$ 743.20	\$ 966.06	\$ 840.55	\$1063.41	\$1387.04	\$1659.20	\$1527.93
42"(1067mm)	TCRA-2442-	■ ■ S E	4	775.74	1022.94	875.45	1122.65	1490.08	1793.79	1649.87	1991.26		
		48"(1219mm)	TCRA-2448-	■ ■ S E	4	808.51	1081.44	910.58	1183.51	1593.83	1930.91	1772.68	2152.52
		54"(1372mm)	TCRA-2454-	■ ■ S E	4	841.51	1141.59	945.94	1246.02	1698.28	2070.54	1896.35	2316.73
60"(1524mm)	TCRA-2460-	■ ■ S E	4	874.75	1203.36	981.54	1310.15	1803.45	2212.70	2020.89	2483.90		
		66"(1676mm)	TCRA-2466-	■ ■ S E	4	908.22	1266.77	1017.37	1375.92	1909.32	2357.38	2146.29	2654.02
		72"(1829mm)	TCRA-2472-	■ ■ S E	4	941.92	1331.81	1053.43	1443.32	2015.91	2504.59	2272.55	2827.10
30"(762mm)	36"(914mm)	TCRA-3036-	■ ■ S E	4	\$ 788.70	\$1028.19	\$ 889.59	\$1129.08	\$1531.54	\$1825.28	\$1698.58	\$2028.47	
		42"(1067mm)	TCRA-3042-	■ ■ S E	4	828.47	1093.01	932.31	1196.85	1657.62	1983.81	1847.69	2214.98
		48"(1219mm)	TCRA-3048-	■ ■ S E	4	868.48	1159.45	975.27	1266.24	1784.40	2144.86	1997.66	2404.45
54"(1372mm)	TCRA-3054-	■ ■ S E	4	908.72	1227.53	1018.46	1337.27	1911.89	2308.44	2148.49	2596.87		
		60"(1524mm)	TCRA-3060-	■ ■ S E	4	949.19	1297.24	1061.88	1409.93	2040.09	2474.54	2300.19	2792.24
		72"(1829mm)	TCRA-3072-	■ ■ S E	4	1030.84	1441.56	1149.43	1560.15	2298.61	2814.31	2606.18	3191.85
36"(914mm)	60"(1524mm)	TCRA-3660-	■ ■ S E	4	\$1023.63	\$1391.12	\$1142.22	\$1509.71	\$2276.73	\$2736.38	\$2579.49	\$3100.58	
		66"(1676mm)	TCRA-3666-	■ ■ S E	4	1071.57	1470.40	1193.70	1592.53	2428.67	2928.94	2759.21	3327.12
		72"(1829mm)	TCRA-3672-	■ ■ S E	4	1119.75	1551.31	1245.42	1676.98	2581.32	3124.03	2939.80	3556.61
42"(1067mm)	60"(1524mm)	TCRA-4260-	■ ■ S E	4	\$1098.07	\$1485.00	\$1222.56	\$1609.49	\$2513.37	\$2998.22	\$2858.79	\$3408.92	
		72"(1829mm)	TCRA-4272-	■ ■ S E	4	1208.66	1661.07	1341.41	1793.82	2864.03	3433.75	3273.43	3921.36
48"(1219mm)	72"(1829mm)	TCRA-4872-	■ ■ S E	4	\$1297.58	\$1770.82	\$1437.41	\$1910.65	\$3146.74	\$3743.48	\$3607.05	\$4286.12	

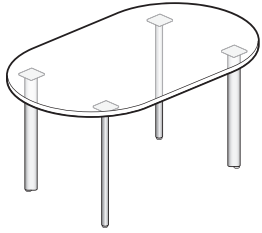
# Jive Table — Post Extruded Base

Rectangle – Laminate or Wood

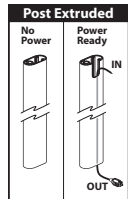
Height	Depth	Width	Number	① ② ③ ④	Laminate A		Laminate B		Wood Group A		Wood Group B		
					J	F	J	F	K	U	K	U	
<b>Base — Power Ready — No Cutout</b>													
16"(406mm)	30"(762mm)	48"(1219mm)	TCRA-3048-	■ ■ S E 1	\$ 867.09	\$1158.06	\$ 973.88	\$1264.85	\$1783.01	\$2143.47	\$1996.27	\$2403.06	
		54"(1372mm)	TCRA-3054-	■ ■ S E 1	907.33	1226.14	1017.07	1335.88	1910.50	2307.05	2147.10	2595.48	
		60"(1524mm)	TCRA-3060-	■ ■ S E 1	947.80	1295.85	1060.49	1408.54	2038.70	2473.15	2298.80	2790.85	
	36"(914mm)	60"(1524mm)	TCRA-3660-	■ ■ S E 1	\$1022.24	\$1389.73	\$1140.83	\$1508.32	\$2275.34	\$2734.99	\$2578.10	\$3099.19	
		72"(1829mm)	TCRA-3672-	■ ■ S E 1	1118.36	1549.92	1244.03	1675.59	2579.93	3122.64	2938.41	3555.22	
		48"(1219mm)	TCRA-3048-	■ ■ S E 2	\$ 874.22	\$1165.19	\$ 981.01	\$1271.98	\$1790.14	\$2150.60	\$2003.40	\$2410.19	
20"(508mm)	30"(762mm)	54"(1372mm)	TCRA-3054-	■ ■ S E 2	914.46	1233.27	1024.20	1343.01	1917.63	2314.18	2154.23	2602.61	
		60"(1524mm)	TCRA-3060-	■ ■ S E 2	954.93	1302.98	1067.62	1415.67	2045.83	2480.28	2305.93	2797.98	
		36"(914mm)	TCRA-3660-	■ ■ S E 2	\$1029.37	\$1396.86	\$1147.96	\$1515.45	\$2282.47	\$2742.12	\$2585.23	\$3106.32	
	72"(1829mm)	TCRA-3672-	■ ■ S E 2	1125.49	1557.05	1251.16	1682.72	2587.06	3129.77	2945.54	3562.35		
		24"(610mm)	36"(914mm)	TCRA-2436-	■ ■ S E 4	\$ 775.67	N/A	\$ 873.02	N/A	\$1430.39	N/A	\$1574.84	N/A
			42"(1067mm)	TCRA-2442-	■ ■ S E 4	801.44	N/A	900.56	N/A	1511.81	N/A	1671.35	N/A
48"(1219mm)	TCRA-2448-		■ ■ S E 4	827.44	N/A	928.33	N/A	1593.94	N/A	1768.72	N/A		
54"(1372mm)	TCRA-2454-		■ ■ S E 4	853.67	N/A	956.33	N/A	1676.78	N/A	1866.96	N/A		
72"(1829mm)	TCRA-2472-		■ ■ S E 4	880.14	N/A	984.57	N/A	1760.33	N/A	1966.06	N/A		
30"(762mm)	36"(914mm)	TCRA-2436-	■ ■ S E 4	\$ 770.33	\$ 993.19	\$ 867.68	\$1090.54	\$1414.17	\$1686.33	\$1555.06	\$1860.09		
		42"(1067mm)	TCRA-2442-	■ ■ S E 4	802.87	1050.07	902.58	1149.78	1517.21	1820.92	1677.00	2018.39	
		48"(1219mm)	TCRA-2448-	■ ■ S E 4	835.64	1108.57	937.71	1210.64	1620.96	1958.04	1799.81	2179.65	
		54"(1372mm)	TCRA-2454-	■ ■ S E 4	868.64	1168.72	973.07	1273.15	1725.41	2097.67	1923.48	2343.86	
		60"(1524mm)	TCRA-2460-	■ ■ S E 4	901.88	1230.49	1008.67	1337.28	1830.58	2239.83	2048.02	2511.03	
		66"(1676mm)	TCRA-2466-	■ ■ S E 4	935.35	1293.90	1044.50	1403.05	1936.45	2384.51	2173.42	2681.15	
		72"(1829mm)	TCRA-2472-	■ ■ S E 4	969.05	1358.94	1080.56	1470.45	2043.04	2531.72	2299.68	2854.23	
		42"(1067mm)	TCRA-3036-	■ ■ S E 4	\$ 815.83	\$1055.32	\$ 916.72	\$1156.21	\$1558.67	\$1852.41	\$1725.71	\$2055.60	
	TCRA-3042-		■ ■ S E 4	855.60	1120.14	959.44	1223.98	1684.75	2010.94	1874.82	2242.11		
	TCRA-3048-		■ ■ S E 4	895.61	1186.58	1002.40	1293.37	1811.53	2171.99	2024.79	2431.58		
	TCRA-3054-		■ ■ S E 4	935.85	1254.66	1045.59	1364.40	1939.02	2335.57	2175.62	2624.00		
	TCRA-3060-		■ ■ S E 4	976.32	1324.37	1089.01	1437.06	2067.22	2501.67	2327.32	2819.37		
	TCRA-3072-		■ ■ S E 4	1057.97	1468.69	1176.56	1587.28	2325.74	2841.44	2633.31	3218.98		
	48"(1219mm)	36"(914mm)	TCRA-3660-	■ ■ S E 4	\$1050.76	\$1418.25	\$1169.35	\$1536.84	\$2303.86	\$2763.51	\$2606.62	\$3127.71	
TCRA-3666-			■ ■ S E 4	1098.70	1497.53	1220.83	1619.66	2455.80	2956.07	2786.34	3354.25		
72"(1829mm)		TCRA-3672-	■ ■ S E 4	1146.88	1578.44	1272.55	1704.11	2608.45	3151.16	2966.93	3583.74		
		TCRA-4260-	■ ■ S E 4	\$1125.20	\$1512.13	\$1249.69	\$1636.62	\$2540.50	\$3025.35	\$2885.92	\$3436.05		
48"(1219mm)	72"(1829mm)	TCRA-4272-	■ ■ S E 4	1235.79	1688.20	1368.54	1820.95	2891.16	3460.88	3300.56	3948.49		
		TCRA-4872-	■ ■ S E 4	\$1324.71	\$1797.95	\$1464.54	\$1937.78	\$3173.87	\$3770.61	\$3634.18	\$4313.25		

# Jive Table — Post Extruded Base

Racetrack – Laminate or Wood



TCRT



## Features

- Includes 1.18”(30mm) thick top, leg bases, adjustable glides or casters, and hardware.
- Standard table heights are 16”(406mm), 20”(508mm) and 29”(737mm).
- Laminate top with knife edge or 3mm edgeband edges or wood veneer top with 3mm wood edgeband or knife edge.
- Bases are painted steel.
- 16”(406mm) and 20”(508mm) heights are available with glides only.
- 29”(737mm) height available with glides or casters.
- Casters:
  - Two locking and two non-locking casters.
  - Standard in black.
- Glides:
  - 0.625”(16mm) adjustment.
  - Standard in black.
- Casters and glides are not interchangeable.
- Depth and width shown in nominal dimensions.
- Ships unassembled.

## Specification Tips

- **Specifying a cutout does not automatically include a Power Ready base.**
- Factory installed cutout is available for:
  - Specify the (F) option for a Center, Single-Sided/4 outlet Flip Top Unit
  - Specify the (J) option for a Center, Single-Sided/6 outlet Flip Top Unit
  - Specify the (M) option for a Center, Double-Sided/8 outlet Flip Top Unit
  - Specify the (Q) option for a Center, Double-Sided/12 outlet Flip Top Unit
- Power Ready Base:
  - Allows for cord management through one of the Post Extruded legs.
- **Powered leg location determined during installation.**
  - Casters and Glides:
    - Specify the (J) option for Casters on the Power Ready base (only available on 29”(737mm) high tables)
    - Specify the (K) option for Glides on the Power Ready base (available on 16”(406mm), 20”(508mm) and 29”(737mm) high tables)
  - Flip Top Unit circuit breaker plug will not fit in the Power Ready Base opening.**
- **Power cord length determines the distance to building power source.**
- Separately specified:
  - Horizontal and Vertical Wire Management
  - Power and Data Components
  - Accessories
- Refer to Specification Guide:
  - Accessory placement and compatibility.
  - Seating capacities and leg locations.
  - Information on electrical components compatible with factory cut opening.
  - Power Ready base cable capacity.
- Application may require approval of local authority having jurisdiction (AHJ); ensure compliance before placing orders and installation.

## To Order, Specify:

1) Product number, including:

### 1 Surface Option:

- L** Laminate
- W** Wood

### 2 Edge Option:

Laminate:

- J** Edgeband
- F** Knife

Wood:

- K** Edgeband
- U** Knife

### 3 Cutout:

- N** No Cutout
- F** Center, Single-Sided/4 outlets, add **\$45.84** list
- J** Center, Single-Sided/6 outlets, add **\$45.84** list
- M** Center, Double-Sided/8 outlets, add **\$45.84** list
- Q** Center, Double-Sided/12 outlets, add **\$45.84** list

### 4 Base and Wire Management Option:

Base - No Power:

- C** Casters, add **\$22.32** list (29” Height Only)
- G** Glides

Base - Power Ready:

- J** Casters, add **\$22.32** list (29” Height Only)
- K** Glides

2) Laminate surface color or wood finish color.

3) Edgeband trim color (laminate only).

4) Base trim color.

**Note:** **\$63.03** upcharge list for Metallic trim colors.

# Jive Table — Post Extruded Base

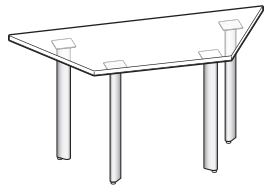
Racetrack – Laminate or Wood

Height	Depth	Width	Number	① ② ③ ④	Laminate A		Laminate B		Wood Group A		Wood Group B				
					J	F	J	F	K	U	K	U			
<b>Base — No Power — No Cutout</b>															
16"(406mm)	30"(762mm)	48"(1219mm)	TCRT-3048-	■ ■	S	E	1	\$ 839.96	\$1130.93	\$ 946.75	\$1237.72	\$1755.88	\$2116.34	\$1969.14	\$2375.93
		60"(1524mm)	TCRT-3060-	■ ■	S	E	1	920.67	1268.72	1033.36	1381.41	2011.57	2446.02	2271.67	2763.72
		72"(1829mm)	TCRT-3072-	■ ■	S	E	1	1002.32	1413.04	1120.91	1531.63	2270.09	2785.79	2577.66	3163.33
	36"(914mm)	60"(1524mm)	TCRT-3660-	■ ■	S	E	1	\$ 995.11	\$1362.60	\$1113.70	\$1481.19	\$2248.21	\$2707.86	\$2550.97	\$3072.06
		72"(1829mm)	TCRT-3672-	■ ■	S	E	1	1091.23	1522.79	1216.90	1648.46	2552.80	3095.51	2911.28	3528.09
		48"(1219mm)	TCRT-3048-	■ ■	S	E	2	\$ 847.09	\$1138.06	\$ 953.88	\$1244.85	\$1763.01	\$2123.47	\$1976.27	\$2383.06
20"(508mm)	30"(762mm)	60"(1524mm)	TCRT-3060-	■ ■	S	E	2	927.80	1275.85	1040.49	1388.54	2018.70	2453.15	2278.80	2770.85
		72"(1829mm)	TCRT-3072-	■ ■	S	E	2	1009.45	1420.17	1128.04	1538.76	2277.22	2792.92	2584.79	3170.46
		36"(914mm)	TCRT-3660-	■ ■	S	E	2	\$1002.24	\$1369.73	\$1120.83	\$1488.32	\$2255.34	\$2714.99	\$2558.10	\$3079.19
	36"(914mm)	72"(1829mm)	TCRT-3672-	■ ■	S	E	2	1098.36	1529.92	1224.03	1655.59	2559.93	3102.64	2918.41	3535.22
		48"(1219mm)	TCRT-3048-	■ ■	S	E	4	\$ 868.48	\$1159.45	\$ 975.27	\$1266.24	\$1784.40	\$2144.86	\$1997.66	\$2404.45
		60"(1524mm)	TCRT-3060-	■ ■	S	E	4	949.19	1297.24	1061.88	1409.93	2040.09	2474.54	2300.19	2792.24
29"(737mm)	30"(762mm)	72"(1829mm)	TCRT-3072-	■ ■	S	E	4	1030.84	1441.56	1149.43	1560.15	2298.61	2814.31	2606.18	3191.85
		36"(914mm)	TCRT-3660-	■ ■	S	E	4	\$1023.63	\$1391.12	\$1142.22	\$1509.71	\$2276.73	\$2736.38	\$2579.49	\$3100.58
		72"(1829mm)	TCRT-3672-	■ ■	S	E	4	1119.75	1551.31	1245.42	1676.98	2581.32	3124.03	2939.80	3556.61
	42"(1067mm)	72"(1829mm)	TCRT-4272-	■ ■	S	E	4	\$1208.66	\$1661.07	\$1341.41	\$1793.82	\$2864.03	\$3433.75	\$3273.43	\$3921.36
		48"(1219mm)	TCRT-4872-	■ ■	S	E	4	\$1297.58	\$1770.82	\$1437.41	\$1910.65	\$3146.74	\$3743.48	\$3607.05	\$4286.12
		<b>Base — Power Ready — No Cutout</b>													
16"(406mm)	30"(762mm)	48"(1219mm)	TCRT-3048-	■ ■	S	E	1	\$ 867.09	\$1158.06	\$ 973.88	\$1264.85	\$1783.01	\$2143.47	\$1996.27	\$2403.06
		60"(1524mm)	TCRT-3060-	■ ■	S	E	1	947.80	1295.85	1060.49	1408.54	2038.70	2473.15	2298.80	2790.85
		72"(1829mm)	TCRT-3072-	■ ■	S	E	1	1029.45	1440.17	1148.04	1558.76	2297.22	2812.92	2604.79	3190.46
	36"(914mm)	60"(1524mm)	TCRT-3660-	■ ■	S	E	1	\$1022.24	\$1389.73	\$1140.83	\$1508.32	\$2275.34	\$2734.99	\$2578.10	\$3099.19
		72"(1829mm)	TCRT-3672-	■ ■	S	E	1	1118.36	1549.92	1244.03	1675.59	2579.93	3122.64	2938.41	3555.22
		48"(1219mm)	TCRT-3048-	■ ■	S	E	2	\$ 874.22	\$1165.19	\$ 981.01	\$1271.98	\$1790.14	\$2150.60	\$2003.40	\$2410.19
20"(508mm)	30"(762mm)	60"(1524mm)	TCRT-3060-	■ ■	S	E	2	954.93	1302.98	1067.62	1415.67	2045.83	2480.28	2305.93	2797.98
		72"(1829mm)	TCRT-3072-	■ ■	S	E	2	1036.58	1447.30	1155.17	1565.89	2304.35	2820.05	2611.92	3197.59
		36"(914mm)	TCRT-3660-	■ ■	S	E	2	\$1029.37	\$1396.86	\$1147.96	\$1515.45	\$2282.47	\$2742.12	\$2585.23	\$3106.32
	36"(914mm)	72"(1829mm)	TCRT-3672-	■ ■	S	E	2	1125.49	1557.05	1251.16	1682.72	2587.06	3129.77	2945.54	3562.35
		48"(1219mm)	TCRT-3048-	■ ■	S	E	4	\$ 895.61	\$1186.58	\$1002.40	\$1293.37	\$1811.53	\$2171.99	\$2024.79	\$2431.58
		60"(1524mm)	TCRT-3060-	■ ■	S	E	4	976.32	1324.37	1089.01	1437.06	2067.22	2501.67	2327.32	2819.37
29"(737mm)	30"(762mm)	72"(1829mm)	TCRT-3072-	■ ■	S	E	4	1057.97	1468.69	1176.56	1587.28	2325.74	2841.44	2633.31	3218.98
		36"(914mm)	TCRT-3660-	■ ■	S	E	4	\$1050.76	\$1418.25	\$1169.35	\$1536.84	\$2303.86	\$2763.51	\$2606.62	\$3127.71
		72"(1829mm)	TCRT-3672-	■ ■	S	E	4	1146.88	1578.44	1272.55	1704.11	2608.45	3151.16	2966.93	3583.74
	42"(1067mm)	72"(1829mm)	TCRT-4272-	■ ■	S	E	4	\$1235.79	\$1688.20	\$1368.54	\$1820.95	\$2891.16	\$3460.88	\$3300.56	\$3948.49
		48"(1219mm)	TCRT-4872-	■ ■	S	E	4	\$1324.71	\$1797.95	\$1464.54	\$1937.78	\$3173.87	\$3770.61	\$3634.18	\$4313.25

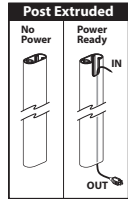
# Jive Table — Post Extruded Base

Trapezoid – Laminate or Wood

Height	Depth	Width	Number	Laminate A		Laminate B		Wood Group A		Wood Group B						
				①	②	③	④	J	F	J	F	K	U	K	U	
<b>Base — No Power — No Cutout</b>																
29"(737mm)	24"(610mm)	48"(1219mm)	TCTP-2448-	■	S	E	■	4	\$ 808.59	\$1081.52	\$ 813.31	\$1086.24	\$1006.57	\$1343.65	\$1063.02	\$1442.86
		54"(1372mm)	TCTP-2454-	■	S	E	■	4	841.59	1141.67	848.67	1148.75	1111.02	1483.28	1186.69	1607.07
		60"(1524mm)	TCTP-2460-	■	S	E	■	4	874.83	1203.44	884.27	1212.88	1216.19	1625.44	1311.23	1774.24
		66"(1676mm)	TCTP-2466-	■	S	E	■	4	908.30	1266.85	920.10	1278.65	1322.06	1770.12	1436.63	1944.36
		72"(1829mm)	TCTP-2472-	■	S	E	■	4	942.00	1331.89	956.16	1346.05	1428.65	1917.33	1562.89	2117.44
30"(762mm)	60"(1524mm)	TCTP-3060-	■	S	E	■	4	\$ 949.27	\$1297.32	\$ 964.61	\$1312.66	\$1452.83	\$1887.28	\$1590.53	\$2082.58	
		66"(1676mm)	TCTP-3066-	■	S	E	■	4	989.98	1368.66	1008.27	1386.95	1581.74	2055.90	1743.09	2280.91
		72"(1829mm)	TCTP-3072-	■	S	E	■	4	1030.92	1441.64	1052.16	1462.88	1711.35	2227.05	1896.52	2482.19
36"(914mm)	84"(2134mm)	TCTP-3684-	■	S	E	■	4	\$1216.88	\$1718.12	\$1252.28	\$1753.52	\$2301.49	\$2934.52	\$2593.91	\$3314.80	
<b>Base — Power Ready — No Cutout</b>																
29"(737mm)	24"(610mm)	48"(1219mm)	TCTP-2448-	■	S	E	■	4	\$ 835.72	\$1108.65	\$ 840.44	\$1113.37	\$1033.70	\$1370.78	\$1090.15	\$1469.99
		54"(1372mm)	TCTP-2454-	■	S	E	■	4	868.72	1168.80	875.80	1175.88	1138.15	1510.41	1213.82	1634.20
		60"(1524mm)	TCTP-2460-	■	S	E	■	4	901.96	1230.57	911.40	1240.01	1243.32	1652.57	1338.36	1801.37
		66"(1676mm)	TCTP-2466-	■	S	E	■	4	935.43	1293.98	947.23	1305.78	1349.19	1797.25	1463.76	1971.49
		72"(1829mm)	TCTP-2472-	■	S	E	■	4	969.13	1359.02	983.29	1373.18	1455.78	1944.46	1590.02	2144.57
30"(762mm)	60"(1524mm)	TCTP-3060-	■	S	E	■	4	\$ 976.40	\$1324.45	\$ 991.74	\$1339.79	\$1479.96	\$1914.41	\$1617.66	\$2109.71	
		66"(1676mm)	TCTP-3066-	■	S	E	■	4	1017.11	1395.79	1035.40	1414.08	1608.87	2083.03	1770.22	2308.04
		72"(1829mm)	TCTP-3072-	■	S	E	■	4	1058.05	1468.77	1079.29	1490.01	1738.48	2254.18	1923.65	2509.32
36"(914mm)	84"(2134mm)	TCTP-3684-	■	S	E	■	4	\$1244.01	\$1745.25	\$1279.41	\$1780.65	\$2328.62	\$2961.65	\$2621.04	\$3341.93	



TCTP



### Features

- Includes 1.18"(30mm) thick top, leg bases, adjustable glides or casters, and hardware.
- Standard table height is 29"(737mm).
- Laminate top with knife edge or 3mm edgeband edges or wood veneer top with 3mm wood edgeband or knife edge.
- Bases are painted steel.
- Casters:
  - Two locking and two non-locking casters.
  - Standard in black.
- Glides:
  - 0.625"(16mm) adjustment.
  - Standard in black.
- Casters and glides are not interchangeable.
- Depth and width shown in nominal dimensions.
- Ships unassembled.

### Specification Tips

- Edge choice allows a flat seam between tables.
- **Specifying a cutout does not automatically include a Power Ready base.**
- Factory installed cutout is available for:
  - Specify the (F) option for a Center, Single-Sided/4 outlet Flip Top Unit
  - Specify the (J) option for a Center, Single-Sided/6 outlet Flip Top Unit
  - Specify the (M) option for a Center, Double-Sided/8 outlet Flip Top Unit
  - Specify the (Q) option for a Center, Double-Sided/12 outlet Flip Top Unit
- Power Ready Base:
  - Allows for cord management through one of the Post Extruded legs.
- **Powered leg location determined during installation.**
  - Casters and Glides:
    - Specify the (J) option for Casters on the Power Ready base (only available on 29"(737mm) high tables)
    - Specify the (K) option for Glides on the Power Ready base (available on 29"(737mm) high tables)
  - Flip Top Unit circuit breaker plug will not fit in the Power Ready Base opening.**
- **Power cord length determines the distance to building power source.**
- Separately specified:
  - Ganging Mechanism - Recommended for use with power between tables.
  - Horizontal and Vertical Wire Management
  - Power and Data Components
  - Accessories
- Refer to Specification Guide:
  - Accessory placement and compatibility.
  - Seating capacities and leg locations.
  - Information on electrical components compatible with factory cut opening.
  - Power Ready base cable capacity.
- Application may require approval of local authority having jurisdiction (AHJ); ensure compliance before placing orders and installation.

### To Order, Specify:

- 1) Product number, including:

#### ① Surface Option:

- L Laminate
- W Wood

#### ② Edge Option:

Laminate:

- J Edgeband
- F Knife

Wood:

- K Edgeband
- U Knife

#### ③ Cutout:

- N No Cutout
- F Center, Single-Sided/4 outlets, add \$45.84 list
- J Center, Single-Sided/6 outlets, add \$45.84 list

#### ④ Base and Wire Management Option:

Base - No Power:

- C Casters, add \$22.32 list (29" Height Only)
- G Glides

Base - Power Ready:

- J Casters, add \$22.32 list (29" Height Only)
- K Glides

- 2) Laminate surface color or wood finish color.
- 3) Edgeband trim color (laminate only).
- 4) Base trim color.

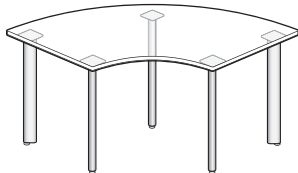
**Note:** \$63.03 upcharge list for Metallic trim colors.



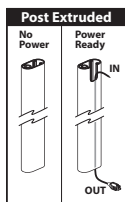
# Jive Table — Post Extruded Base

Crescent – Laminate or Wood

Depth	Width	Number	① ② ③ ④				Laminate A		Laminate B		Wood Group A		Wood Group B	
			J	F	J	F	J	U	K	U				
<b>Base — No Power — No Cutout</b>														
24"(610mm)	60"(1524mm)	TCBN-2460-	S	E	4	\$1428.17	\$1756.78	\$1437.61	\$1766.22	\$1769.53	\$2178.78	\$1864.57	\$2327.58	
30"(762mm)	72"(1829mm)	TCBN-3072-	S	E	4	1584.26	1994.98	1605.50	2016.22	2264.69	2780.39	2449.86	3035.53	
36"(914mm)	84"(2134mm)	TCBN-3684-	S	E	4	1770.22	2271.46	1805.62	2306.86	2854.83	3487.86	3147.25	3868.14	
<b>Base — Power Ready — No Cutout</b>														
24"(610mm)	60"(1524mm)	TCBN-2460-	S	E	4	\$1455.30	\$1783.91	\$1464.74	\$1793.35	\$1796.66	\$2205.91	\$1891.70	\$2354.71	
30"(762mm)	72"(1829mm)	TCBN-3072-	S	E	4	1611.39	2022.11	1632.63	2043.35	2291.82	2807.52	2476.99	3062.66	
36"(914mm)	84"(2134mm)	TCBN-3684-	S	E	4	1797.35	2298.59	1832.75	2333.99	2881.96	3514.99	3174.38	3895.27	



TCBN



## Features

- Includes 1.18"(30mm) thick top, leg bases, adjustable glides or casters, and hardware.
- Standard table height is 29"(737mm).
- Laminate top with knife edge or 3mm edgeband edges or wood veneer top with 3mm wood edgeband or knife edge.
- Bases are painted steel.
- Casters:
  - Three locking and three non-locking casters.
  - Standard in black.
- Glides:
  - 0.625"(16mm) adjustment.
  - Standard in black.
- Casters and glides are not interchangeable.
- Depth and width shown in nominal dimensions.
- Ships unassembled.

## Specification Tips

- Edge choice allows a flat seam between tables.
- Specifying a cutout does not automatically include a Power Ready base.**
- Factory installed cutout is available for:
  - Specify the (F) option for a Center, Single-Sided/4 outlet Flip Top Unit
  - Specify the (J) option for a Center, Single-Sided/6 outlet Flip Top Unit
- Power Ready Base:
  - Allows for cord management through one of the Post Extruded legs.
- Powered leg location determined during installation.
  - Casters and Glides:
    - Specify the (J) option for Casters on the Power Ready base (only available on 29"(737mm) high tables)
    - Specify the (K) option for Glides on the Power Ready base (available on 29"(737mm) high tables)
  - Flip Top Unit circuit breaker plug will not fit in the Power Ready Base opening.**
- Power cord length determines the distance to building power source.**
- Separately specified:
  - Ganging Mechanism - Recommended for use with power between tables.
  - Horizontal and Vertical Wire Management
  - Power and Data Components
  - Accessories
- Refer to Specification Guide:
  - Accessory placement and compatibility.
  - Seating capacities and leg locations.
  - Information on electrical components compatible with factory cut opening.
  - Power Ready base cable capacity.
- Application may require approval of local authority having jurisdiction (AHJ); ensure compliance before placing orders and installation.

## To Order, Specify:

- Product number, including:

### ① Surface Option:

- L** Laminate
- W** Wood

### ② Edge Option:

Laminate:

- J** Edgeband
- F** Knife

Wood:

- K** Edgeband
- U** Knife

### ③ Cutout:

- N** No Cutout
- F** Center, Single-Sided/4 outlets, add **\$45.84** list
- J** Center, Single-Sided/6 outlets, add **\$45.84** list

### ④ Base and Wire Management Option:

Base - No Power:

- C** Casters, add **\$22.32** list (29" Height Only)
- G** Glides

Base - Power Ready:

- J** Casters, add **\$22.32** list (29" Height Only)
- K** Glides

- Laminate surface color or wood finish color.
- Edgeband trim color (laminate only).
- Base trim color.

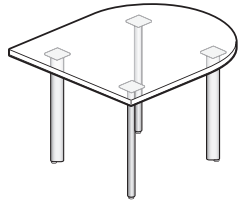
**Note:** **\$63.03** upcharge list for Metallic trim colors.



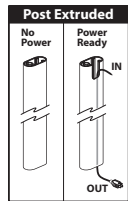
# Jive Table — Post Extruded Base

Half Racetrack – Laminate or Wood

Height	Depth	Width	Number	Laminate A		Laminate B		Wood Group A		Wood Group B				
				①	②	③	④	J	F	J	F	K	U	K
<b>Base — No Power — No Cutout</b>														
29"(737mm)	42"(1067mm)	42"(1067mm)	TCHT-4242-	S	E	4	\$ 995.87	\$1324.48	\$1015.34	\$1343.95	\$1601.75	\$2060.06	\$1765.64	\$2286.11
	48"(1219mm)	48"(1219mm)	TCHT-4848-	S	E	4	1109.15	1476.64	1137.47	1504.96	1961.63	2589.18	2190.59	2908.33
	54"(1372mm)	54"(1372mm)	TCHT-5454-	S	E	4	1236.67	1643.04	1275.02	1681.39	2366.87	3191.62	2669.00	3616.75
	60"(1524mm)	60"(1524mm)	TCHT-6060-	S	E	4	1378.43	1823.68	1427.99	1873.24	2817.47	3868.30	3200.87	4412.46
<b>Base — Power Ready — No Cutout</b>														
29"(737mm)	42"(1067mm)	42"(1067mm)	TCHT-4242-	S	E	4	\$1023.00	\$1351.61	\$1042.47	\$1371.08	\$1628.88	\$2087.19	\$1792.77	\$2313.24
	48"(1219mm)	48"(1219mm)	TCHT-4848-	S	E	4	1136.28	1503.77	1164.60	1532.09	1988.76	2616.31	2217.72	2935.46
	54"(1372mm)	54"(1372mm)	TCHT-5454-	S	E	4	1263.80	1670.17	1302.15	1708.52	2394.00	3218.75	2696.13	3643.88
	60"(1524mm)	60"(1524mm)	TCHT-6060-	S	E	4	1405.56	1850.81	1455.12	1900.37	2844.60	3895.43	3228.00	4439.59



TCHT



### Features

- Includes 1.18"(30mm) thick top, leg bases, adjustable glides or casters, and hardware.
- Standard table height is 29"(737mm).
- Laminate top with knife edge or 3mm edgeband edges or wood veneer top with 3mm wood edgeband or knife edge.
- Bases are painted steel.
- Casters:
  - Two locking and two non-locking casters.
  - Standard in black.
- Glides:
  - 0.625"(16mm) adjustment.
  - Standard in black.
- Casters and glides are not interchangeable.
- Depth and width shown in nominal dimensions.
- Ships unassembled.

### Specification Tips

- Edge choice allows a flat seam between tables.
- **Specifying a cutout does not automatically include a Power Ready base.**
- Factory installed cutout is available for:
  - Specify the (F) option for a Center, Single-Sided/4 outlet Flip Top Unit
  - Specify the (J) option for a Center, Single-Sided/6 outlet Flip Top Unit
  - Specify the (M) option for a Center, Double-Sided/8 outlet Flip Top Unit
  - Specify the (Q) option for a Center, Double-Sided/12 outlet Flip Top Unit
- Power Ready Base:
  - Allows for cord management through one of the Post Extruded legs.
- **Powered leg location determined during installation.**
  - Casters and Glides:
    - Specify the (J) option for Casters on the Power Ready base (only available on 29"(737mm) high tables)
    - Specify the (K) option for Glides on the Power Ready base (available on 29"(737mm) high tables)
  - Flip Top Unit circuit breaker plug will not fit in the Power Ready Base opening.**
- **Power cord length determines the distance to building power source.**
- Separately specified:
  - Ganging Mechanism - Recommended for use with power between tables.
  - Horizontal and Vertical Wire Management
  - Power and Data Components
  - Accessories
- Refer to Specification Guide:
  - Accessory placement and compatibility.
  - Seating capacities and leg locations.
  - Information on electrical components compatible with factory cut opening.
  - Power Ready base cable capacity.
- Application may require approval of local authority having jurisdiction (AHJ); ensure compliance before placing orders and installation.

### To Order, Specify:

1) Product number, including:

#### ① Surface Option:

- L** Laminate
- W** Wood

#### ② Edge Option:

Laminate:

- J** Edgeband
- F** Knife

Wood:

- K** Edgeband
- U** Knife

#### ③ Cutout:

- N** No Cutout
- F** Center, Single-Sided/4 outlets, add **\$45.84** list
- J** Center, Single-Sided/6 outlets, add **\$45.84** list
- M** Center, Double-Sided/8 outlets, add **\$45.84** list
- Q** Center, Double-Sided/12 outlets, add **\$45.84** list

#### ④ Base and Wire Management Option:

Base - No Power:

- C** Casters, add **\$22.32** list (29" Height Only)
- G** Glides

Base - Power Ready:

- J** Casters, add **\$22.32** list (29" Height Only)
- K** Glides

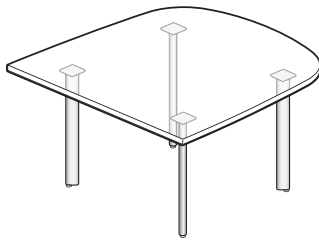
- 2) Laminate surface color or wood finish color.
- 3) Edgeband trim color (laminite only).
- 4) Base trim color.

**Note:** **\$63.03** upcharge list for Metallic trim colors.

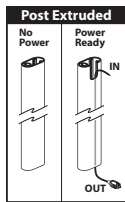
# Jive Table — Post Extruded Base

Half Pebble – Laminate or Wood

Height	Depth	Width	Number					Laminate A		Laminate B		Wood Group A		Wood Group B		
				①	②	③	④	J	F	J	F	K	U	K	U	
<b>Base — No Power — No Cutout</b>																
29"(737mm)	42"(1067mm)	42"(1067mm)	TCHP-4242-	■	■	S	E	4	\$ 995.87	\$1324.48	\$1015.34	\$1343.95	\$1601.75	\$2060.06	\$1765.64	\$2286.11
	48"(1219mm)	48"(1219mm)	TCHP-4848-	■	■	S	E	4	1109.15	1476.64	1137.47	1504.96	1961.63	2589.18	2190.59	2908.33
	54"(1372mm)	54"(1372mm)	TCHP-5454-	■	■	S	E	4	1236.67	1643.04	1275.02	1681.39	2366.87	3191.62	2669.00	3616.75
	60"(1524mm)	60"(1524mm)	TCHP-6060-	■	■	S	E	4	1378.43	1823.68	1427.99	1873.24	2817.47	3868.30	3200.87	4412.46
<b>Base — Power Ready — No Cutout</b>																
29"(737mm)	42"(1067mm)	42"(1067mm)	TCHP-4242-	■	■	S	E	4	\$1023.00	\$1351.61	\$1042.47	\$1371.08	\$1628.88	\$2087.19	\$1792.77	\$2313.24
	48"(1219mm)	48"(1219mm)	TCHP-4848-	■	■	S	E	4	1136.28	1503.77	1164.60	1532.09	1988.76	2616.31	2217.72	2935.46
	54"(1372mm)	54"(1372mm)	TCHP-5454-	■	■	S	E	4	1263.80	1670.17	1302.15	1708.52	2394.00	3218.75	2696.13	3643.88
	60"(1524mm)	60"(1524mm)	TCHP-6060-	■	■	S	E	4	1405.56	1850.81	1455.12	1900.37	2844.60	3895.43	3228.00	4439.59



TCHP



### Features

- Includes 1.18"(30mm) thick top, leg bases, adjustable glides or casters, and hardware.
- Standard table height is 29"(737mm).
- Laminate top with knife edge or 3mm edgeband edges or wood veneer top with 3mm wood edgeband or knife edge.
- Bases are painted steel.
- Casters:
  - Two locking and two non-locking casters.
  - Standard in black.
- Glides:
  - 0.625"(16mm) adjustment.
  - Standard in black.
- Casters and glides are not interchangeable.
- Depth and width shown in nominal dimensions.
- Ships unassembled.

### Specification Tips

- Edge choice allows a flat seam between tables.
- **Specifying a cutout does not automatically include a Power Ready base.**
- Factory installed cutout is available for:
  - Specify the (F) option for a Center, Single-Sided/4 outlet Flip Top Unit
  - Specify the (J) option for a Center, Single-Sided/6 outlet Flip Top Unit
  - Specify the (M) option for a Center, Double-Sided/8 outlet Flip Top Unit
  - Specify the (Q) option for a Center, Double-Sided/12 outlet Flip Top Unit
- Power Ready Base:
  - Allows for cord management through one of the Post Extruded legs.
- **Powered leg location determined during installation.**
  - Casters and Glides:
    - Specify the (J) option for Casters on the Power Ready base (only available on 29"(737mm) high tables)
    - Specify the (K) option for Glides on the Power Ready base (available on 29"(737mm) high tables)
  - Flip Top Unit circuit breaker plug will not fit in the Power Ready Base opening.**
- **Power cord length determines the distance to building power source.**
- Separately specified:
  - Ganging Mechanism - Recommended for use with power between tables.
  - Horizontal and Vertical Wire Management
  - Power and Data Components
  - Accessories
- Refer to Specification Guide:
  - Accessory placement and compatibility.
  - Seating capacities and leg locations.
  - Information on electrical components compatible with factory cut opening.
  - Power Ready base cable capacity.
- Application may require approval of local authority having jurisdiction (AHJ); ensure compliance before placing orders and installation.

### To Order, Specify:

1) Product number, including:

#### ① Surface Option:

- L Laminate
- W Wood

#### ② Edge Option:

Laminate:

- J Edgeband
- F Knife

Wood:

- K Edgeband
- U Knife

#### ③ Cutout:

- N No Cutout
- F Center, Single-Sided/4 outlets, add **\$45.84** list
- J Center, Single-Sided/6 outlets, add **\$45.84** list
- M Center, Double-Sided/8 outlets, add **\$45.84** list
- Q Center, Double-Sided/12 outlets, add **\$45.84** list

#### ④ Base and Wire Management Option:

Base - No Power:

- C Casters, add **\$22.32** list (29" Height Only)
- G Glides

Base - Power Ready:

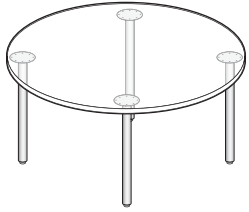
- J Casters, add **\$22.32** list (29" Height Only)
- K Glides

- 2) Laminate surface color or wood finish color.
- 3) Edgeband trim color (laminates only).
- 4) Base trim color.

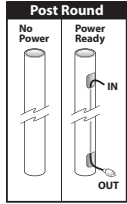
**Note:** \$63.03 upcharge list for Metallic trim colors.

# Jive Table — Post Round Base

Round – Laminate or Wood



TCRN-SNV



## Features

- Includes 1.18" (30mm) thick top, leg bases, adjustable glides or casters, and hardware.
- Standard table heights are 16" (406mm), 20" (508mm) and 29" (737mm).
- Laminate top with knife edge or 3mm edgeband edges or wood veneer top with 3mm wood edgeband or knife edge.
- Bases are painted steel.
- Casters:
  - Two locking and two non-locking casters.
  - Standard in black.
- Glides:
  - 0.625" (16mm) adjustment.
  - Standard in black.
- Casters and glides are not interchangeable.
- Depth and width shown in nominal dimensions.
- Ships unassembled.

## Specification Tips

- **Specifying a cutout does not automatically include a Power Ready base.**
  - Factory installed cutout is available for:
    - Specify the (F) option for a Center, Single-Sided/4 outlet Flip Top Unit
    - Specify the (J) option for a Center, Single-Sided/6 outlet Flip Top Unit
    - Specify the (M) option for a Center, Double-Sided/8 outlet Flip Top Unit
    - Specify the (Q) option for a Center, Double-Sided/12 outlet Flip Top Unit
- Power Ready Base:
  - Allows for cord management through one of the Post Extruded legs.
- **Powered leg location determined during installation.**
  - Casters and Glides:
    - Specify the (J) option for Casters on the Power Ready base (only available on 29" (737mm) high tables)
    - Specify the (K) option for Glides on the Power Ready base (available on 16" (406mm), 20" (508mm) and 29" (737mm) high tables)
  - Flip Top Unit circuit breaker plug will not fit in the Power Ready Base opening.**
- **Power cord length determines the distance to building power source.**
- Separately specified:
  - Horizontal and Vertical Wire Management
  - Power and Data Components
  - Accessories
- Refer to Specification Guide:
  - Accessory placement and compatibility.
  - Seating capacities and leg locations.
  - Information on electrical components compatible with factory cut opening.
  - Power Ready base cable capacity.
- Application may require approval of local authority having jurisdiction (AHJ); ensure compliance before placing orders and installation.

## To Order, Specify:

1) Product number, including:

### 1 Surface Option:

- L** Laminate
- W** Wood

### 2 Edge Option:

Laminate:

- J** Edgeband
- F** Knife

Wood:

- K** Edgeband
- U** Knife

### 3 Cutout:

- N** No Cutout
- F** Center, Single-Sided/4 outlets, add **\$45.84** list
- J** Center, Single-Sided/6 outlets, add **\$45.84** list
- M** Center, Double-Sided/8 outlets, add **\$45.84** list
- Q** Center, Double-Sided/12 outlets, add **\$45.84** list

### 4 Base and Wire Management Option:

Base - No Power:

- C** Casters, add **\$22.32** list (29" Height Only)
- G** Glides

Base - Power Ready:

- J** Casters, add **\$22.32** list (29" Height Only)
- K** Glides

2) Laminate surface color or wood finish color.

3) Edgeband trim color (laminate only).

4) Base trim color.

**Note:** **\$63.03** upcharge list for Metallic trim colors.

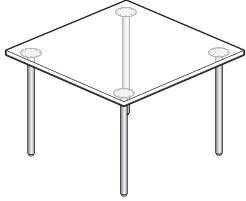
# Jive Table — Post Round Base

Round – Laminate or Wood

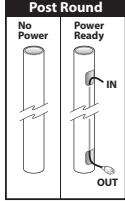
Height	Depth	Width	Number	①	②	③	④	Laminate A		Laminate B		Wood Group A		Wood Group B		
								J	F	J	F	K	U	K	U	
<b>Base — No Power — No Cutout</b>																
16"(406mm)	24"(610mm)	24"(610mm)	TCRN-2424-	■	■	S	V	1	\$ 511.78	\$ 723.75	\$ 600.28	\$ 812.25	\$ 918.52	\$1036.12	\$ 997.45	\$1121.72
	30"(762mm)	30"(762mm)	TCRN-3030-	■	■	S	V	1	582.34	833.19	676.15	927.00	1142.32	1345.56	1262.02	1485.64
	36"(914mm)	36"(914mm)	TCRN-3636-	■	■	S	V	1	667.14	956.87	767.44	1057.17	1411.48	1727.95	1580.05	1935.34
	42"(1067mm)	42"(1067mm)	TCRN-4242-	■	■	S	V	1	766.18	1094.79	874.15	1202.76	1726.00	2184.31	1951.54	2472.01
	48"(1219mm)	48"(1219mm)	TCRN-4848-	■	■	S	V	1	879.46	1246.95	996.28	1363.77	2085.88	2713.43	2376.49	3094.23
20"(508mm)	24"(610mm)	24"(610mm)	TCRN-2424-	■	■	S	V	2	\$ 511.78	\$ 723.75	\$ 600.28	\$ 812.25	\$ 918.52	\$1036.12	\$ 997.45	\$1121.72
	30"(762mm)	30"(762mm)	TCRN-3030-	■	■	S	V	2	582.34	833.19	676.15	927.00	1142.32	1345.56	1262.02	1485.64
	36"(914mm)	36"(914mm)	TCRN-3636-	■	■	S	V	2	667.14	956.87	767.44	1057.17	1411.48	1727.95	1580.05	1935.34
	42"(1067mm)	42"(1067mm)	TCRN-4242-	■	■	S	V	2	766.18	1094.79	874.15	1202.76	1726.00	2184.31	1951.54	2472.01
	48"(1219mm)	48"(1219mm)	TCRN-4848-	■	■	S	V	2	879.46	1246.95	996.28	1363.77	2085.88	2713.43	2376.49	3094.23
29"(737mm)	30"(762mm)	30"(762mm)	TCRN-3030-	■	■	S	V	4	\$ 582.34	\$ 833.19	\$ 676.15	\$ 927.00	\$1142.32	\$1345.56	\$1262.02	\$1485.64
	36"(914mm)	36"(914mm)	TCRN-3636-	■	■	S	V	4	667.14	956.87	767.44	1057.17	1411.48	1727.95	1580.05	1935.34
	42"(1067mm)	42"(1067mm)	TCRN-4242-	■	■	S	V	4	766.18	1094.79	874.15	1202.76	1726.00	2184.31	1951.54	2472.01
	48"(1219mm)	48"(1219mm)	TCRN-4848-	■	■	S	V	4	879.46	1246.95	996.28	1363.77	2085.88	2713.43	2376.49	3094.23
	54"(1372mm)	54"(1372mm)	TCRN-5454-	■	■	S	V	4	1006.98	1413.35	1133.83	1540.20	2491.12	3315.87	2854.90	3802.65
	60"(1524mm)	60"(1524mm)	TCRN-6060-	■	■	S	V	4	1148.74	1593.99	1286.80	1732.05	2941.72	3992.55	3386.77	4598.36
<b>Base — Power Ready — No Cutout</b>																
16"(406mm)	24"(610mm)	24"(610mm)	TCRN-2424-	■	■	S	V	1	\$ 538.91	\$ 750.88	\$ 627.41	\$ 839.38	\$ 945.65	\$1063.25	\$1024.58	\$1148.85
	30"(762mm)	30"(762mm)	TCRN-3030-	■	■	S	V	1	609.47	860.32	703.28	954.13	1169.45	1372.69	1289.15	1512.77
	36"(914mm)	36"(914mm)	TCRN-3636-	■	■	S	V	1	694.27	984.00	794.57	1084.30	1438.61	1755.08	1607.18	1962.47
	42"(1067mm)	42"(1067mm)	TCRN-4242-	■	■	S	V	1	793.31	1121.92	901.28	1229.89	1753.13	2211.44	1978.67	2499.14
	48"(1219mm)	48"(1219mm)	TCRN-4848-	■	■	S	V	1	906.59	1274.08	1023.41	1390.90	2113.01	2740.56	2403.62	3121.36
20"(508mm)	24"(610mm)	24"(610mm)	TCRN-2424-	■	■	S	V	2	\$ 538.91	\$ 750.88	\$ 627.41	\$ 839.38	\$ 945.65	\$1063.25	\$1024.58	\$1148.85
	30"(762mm)	30"(762mm)	TCRN-3030-	■	■	S	V	2	609.47	860.32	703.28	954.13	1169.45	1372.69	1289.15	1512.77
	36"(914mm)	36"(914mm)	TCRN-3636-	■	■	S	V	2	694.27	984.00	794.57	1084.30	1438.61	1755.08	1607.18	1962.47
	42"(1067mm)	42"(1067mm)	TCRN-4242-	■	■	S	V	2	793.31	1121.92	901.28	1229.89	1753.13	2211.44	1978.67	2499.14
	48"(1219mm)	48"(1219mm)	TCRN-4848-	■	■	S	V	2	906.59	1274.08	1023.41	1390.90	2113.01	2740.56	2403.62	3121.36
29"(737mm)	30"(762mm)	30"(762mm)	TCRN-3030-	■	■	S	V	4	\$ 609.47	\$ 860.32	\$ 703.28	\$ 954.13	\$1169.45	\$1372.69	\$1289.15	\$1512.77
	36"(914mm)	36"(914mm)	TCRN-3636-	■	■	S	V	4	694.27	984.00	794.57	1084.30	1438.61	1755.08	1607.18	1962.47
	42"(1067mm)	42"(1067mm)	TCRN-4242-	■	■	S	V	4	793.31	1121.92	901.28	1229.89	1753.13	2211.44	1978.67	2499.14
	48"(1219mm)	48"(1219mm)	TCRN-4848-	■	■	S	V	4	906.59	1274.08	1023.41	1390.90	2113.01	2740.56	2403.62	3121.36
	54"(1372mm)	54"(1372mm)	TCRN-5454-	■	■	S	V	4	1034.11	1440.48	1160.96	1567.33	2518.25	3343.00	2882.03	3829.78
	60"(1524mm)	60"(1524mm)	TCRN-6060-	■	■	S	V	4	1175.87	1621.12	1313.93	1759.18	2968.85	4019.68	3413.90	4625.49

# Jive Table — Post Round Base

Square – Laminate or Wood



TCRQ-SNV



## Features

- Includes 1.18”(30mm) thick top, leg bases, adjustable glides or casters, and hardware.
- Laminate top with knife edge or 3mm edgeband edges or wood veneer top with 3mm wood edgeband or knife edge.
- Standard table heights are 16”(406mm), 20”(508mm) and 29”(737mm).
- Bases are painted steel.
- Casters:
  - Two locking and two non-locking casters.
  - Standard in black.
- Glides:
  - 0.625”(16mm) adjustment.
  - Standard in black.
- Casters and glides are not interchangeable.
- Depth and width shown in nominal dimensions.
- Ships unassembled.

## Specification Tips

- Edge choice allows a flat seam between tables.
- **Specifying a cutout does not automatically include a Power Ready base.**
- Factory installed cutout is available for:
  - Specify the (F) option for a Center, Single-Sided/4 outlet Flip Top Unit
  - Specify the (J) option for a Center, Single-Sided/6 outlet Flip Top Unit
  - Specify the (M) option for a Center, Double-Sided/8 outlet Flip Top Unit
  - Specify the (Q) option for a Center, Double-Sided/12 outlet Flip Top Unit
- Power Ready Base:
  - Allows for cord management through one of the Post Extruded legs.
- **Powered leg location determined during installation.**
  - Casters and Glides:
    - Specify the (J) option for Casters on the Power Ready base (only available on 29”(737mm) high tables)
    - Specify the (K) option for Glides on the Power Ready base (available on 16”(406mm), 20”(508mm) and 29”(737mm) high tables)
  - Flip Top Unit circuit breaker plug will not fit in the Power Ready Base opening.**
- **Power cord length determines the distance to building power source.**
- Separately specified:
  - Ganging Mechanism - Recommended for use with power between tables.
  - Horizontal and Vertical Wire Management
  - Power and Data Components
  - Accessories
- Refer to Specification Guide:
  - Accessory placement and compatibility.
  - Seating capacities and leg locations.
  - Information on electrical components compatible with factory cut opening.
  - Power Ready base cable capacity.
- Application may require approval of local authority having jurisdiction (AHJ); ensure compliance before placing orders and installation.

## To Order, Specify:

1) Product number, including:

### ① Surface Option:

- L** Laminate
- W** Wood

### ② Edge Option:

Laminate:

- J** Edgeband
- F** Knife

Wood:

- K** Edgeband
- U** Knife

### ③ Cutout:

- N** No Cutout
- F** Center, Single-Sided/4 outlets, add **\$45.84** list
- J** Center, Single-Sided/6 outlets, add **\$45.84** list
- M** Center, Double-Sided/8 outlets, add **\$45.84** list
- Q** Center, Double-Sided/12 outlets, add **\$45.84** list

### ④ Base and Wire Management Option:

Base - No Power:

- C** Casters, add **\$22.32** list (29” Height Only)
- G** Glides

Base - Power Ready:

- J** Casters, add **\$22.32** list (29” Height Only)
- K** Glides

2) Laminate surface color or wood finish color.

3) Edgeband trim color (laminate only).

4) Base trim color.

**Note:** **\$63.03** upcharge list for Metallic trim colors.

# Jive Table — Post Round Base

Square – Laminate or Wood

Height	Depth	Width	Number	①	②	③	④	Laminate A		Laminate B		Wood Group A		Wood Group B		
								J	F	J	F	K	U	K	U	
<b>Base — No Power — No Cutout</b>																
16"(406mm)	24"(610mm)	24"(610mm)	TCRQ-2424-	■	■	S	V	1	\$ 511.78	\$ 723.75	\$ 600.28	\$ 812.25	\$ 918.52	\$1036.12	\$ 997.45	\$1121.72
	30"(762mm)	30"(762mm)	TCRQ-3030-	■	■	S	V	1	582.34	833.19	676.15	927.00	1142.32	1345.56	1262.02	1485.64
	36"(914mm)	36"(914mm)	TCRQ-3636-	■	■	S	V	1	667.14	956.87	767.44	1057.17	1411.48	1727.95	1580.05	1935.34
	42"(1067mm)	42"(1067mm)	TCRQ-4242-	■	■	S	V	1	766.18	1094.79	874.15	1202.76	1726.00	2184.31	1951.54	2472.01
	48"(1219mm)	48"(1219mm)	TCRQ-4848-	■	■	S	V	1	879.46	1246.95	996.28	1363.77	2085.88	2713.43	2376.49	3094.23
20"(508mm)	24"(610mm)	24"(610mm)	TCRQ-2424-	■	■	S	V	2	\$ 511.78	\$ 723.75	\$ 600.28	\$ 812.25	\$ 918.52	\$1036.12	\$ 997.45	\$1121.72
	30"(762mm)	30"(762mm)	TCRQ-3030-	■	■	S	V	2	582.34	833.19	676.15	927.00	1142.32	1345.56	1262.02	1485.64
	36"(914mm)	36"(914mm)	TCRQ-3636-	■	■	S	V	2	667.14	956.87	767.44	1057.17	1411.48	1727.95	1580.05	1935.34
	42"(1067mm)	42"(1067mm)	TCRQ-4242-	■	■	S	V	2	766.18	1094.79	874.15	1202.76	1726.00	2184.31	1951.54	2472.01
	48"(1219mm)	48"(1219mm)	TCRQ-4848-	■	■	S	V	2	879.46	1246.95	996.28	1363.77	2085.88	2713.43	2376.49	3094.23
29"(737mm)	30"(762mm)	30"(762mm)	TCRQ-3030-	■	■	S	V	4	\$ 582.34	\$ 833.19	\$ 676.15	\$ 927.00	\$1142.32	\$1345.56	\$1262.02	\$1485.64
	36"(914mm)	36"(914mm)	TCRQ-3636-	■	■	S	V	4	667.14	956.87	767.44	1057.17	1411.48	1727.95	1580.05	1935.34
	42"(1067mm)	42"(1067mm)	TCRQ-4242-	■	■	S	V	4	766.18	1094.79	874.15	1202.76	1726.00	2184.31	1951.54	2472.01
	48"(1219mm)	48"(1219mm)	TCRQ-4848-	■	■	S	V	4	879.46	1246.95	996.28	1363.77	2085.88	2713.43	2376.49	3094.23
	54"(1372mm)	54"(1372mm)	TCRQ-5454-	■	■	S	V	4	1006.98	1413.35	1133.83	1540.20	2491.12	3315.87	2854.90	3802.65
	60"(1524mm)	60"(1524mm)	TCRQ-6060-	■	■	S	V	4	1148.74	1593.99	1286.80	1732.05	2941.72	3992.55	3386.77	4598.36
<b>Base — Power Ready — No Cutout</b>																
16"(406mm)	24"(610mm)	24"(610mm)	TCRQ-2424-	■	■	S	V	1	\$ 538.91	\$ 750.88	\$ 627.41	\$ 839.38	\$ 945.65	\$1063.25	\$1024.58	\$1148.85
	30"(762mm)	30"(762mm)	TCRQ-3030-	■	■	S	V	1	609.47	860.32	703.28	954.13	1169.45	1372.69	1289.15	1512.77
	36"(914mm)	36"(914mm)	TCRQ-3636-	■	■	S	V	1	694.27	984.00	794.57	1084.30	1438.61	1755.08	1607.18	1962.47
	42"(1067mm)	42"(1067mm)	TCRQ-4242-	■	■	S	V	1	793.31	1121.92	901.28	1229.89	1753.13	2211.44	1978.67	2499.14
	48"(1219mm)	48"(1219mm)	TCRQ-4848-	■	■	S	V	1	906.59	1274.08	1023.41	1390.90	2113.01	2740.56	2403.62	3121.36
20"(508mm)	24"(610mm)	24"(610mm)	TCRQ-2424-	■	■	S	V	2	\$ 538.91	\$ 750.88	\$ 627.41	\$ 839.38	\$ 945.65	\$1063.25	\$1024.58	\$1148.85
	30"(762mm)	30"(762mm)	TCRQ-3030-	■	■	S	V	2	609.47	860.32	703.28	954.13	1169.45	1372.69	1289.15	1512.77
	36"(914mm)	36"(914mm)	TCRQ-3636-	■	■	S	V	2	694.27	984.00	794.57	1084.30	1438.61	1755.08	1607.18	1962.47
	42"(1067mm)	42"(1067mm)	TCRQ-4242-	■	■	S	V	2	793.31	1121.92	901.28	1229.89	1753.13	2211.44	1978.67	2499.14
	48"(1219mm)	48"(1219mm)	TCRQ-4848-	■	■	S	V	2	906.59	1274.08	1023.41	1390.90	2113.01	2740.56	2403.62	3121.36
29"(737mm)	30"(762mm)	30"(762mm)	TCRQ-3030-	■	■	S	V	4	\$ 609.47	\$ 860.32	\$ 703.28	\$ 954.13	\$1169.45	\$1372.69	\$1289.15	\$1512.77
	36"(914mm)	36"(914mm)	TCRQ-3636-	■	■	S	V	4	694.27	984.00	794.57	1084.30	1438.61	1755.08	1607.18	1962.47
	42"(1067mm)	42"(1067mm)	TCRQ-4242-	■	■	S	V	4	793.31	1121.92	901.28	1229.89	1753.13	2211.44	1978.67	2499.14
	48"(1219mm)	48"(1219mm)	TCRQ-4848-	■	■	S	V	4	906.59	1274.08	1023.41	1390.90	2113.01	2740.56	2403.62	3121.36
	54"(1372mm)	54"(1372mm)	TCRQ-5454-	■	■	S	V	4	1034.11	1440.48	1160.96	1567.33	2518.25	3343.00	2882.03	3829.78
	60"(1524mm)	60"(1524mm)	TCRQ-6060-	■	■	S	V	4	1175.87	1621.12	1313.93	1759.18	2968.85	4019.68	3413.90	4625.49

This page intentionally blank

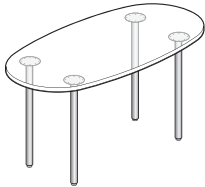


# Jive Table — Post Round Base

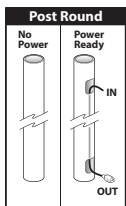
Pebble – Laminate or Wood



TCRP-4242-SNV (Symmetrical)



TCRP-3060-SNV (Asymmetrical)



## Features

- Includes 1.18”(30mm) thick top, leg bases, adjustable glides or casters, and hardware.
- Standard table heights are 16”(406mm), 20”(508mm) and 29”(737mm).
- Laminate top with knife edge or 3mm edgeband edges or wood veneer top with 3mm wood edgeband or knife edge.
- Bases are painted steel.
- Casters:
  - Two locking and two non-locking casters.
  - Standard in black.
- Glides:
  - 0.625”(16mm) adjustment.
  - Standard in black.
- Casters and glides are not interchangeable.
- Depth and width shown in nominal dimensions.
- Ships unassembled.

## Specification Tips

- **Specifying a cutout does not automatically include a Power Ready base.**
  - Factory installed cutout is available for:
    - Specify the (F) option for a Center, Single-Sided/4 outlet Flip Top Unit
    - Specify the (J) option for a Center, Single-Sided/6 outlet Flip Top Unit
    - Specify the (M) option for a Center, Double-Sided/8 outlet Flip Top Unit
    - Specify the (Q) option for a Center, Double-Sided/12 outlet Flip Top Unit
- **Power Ready Base:**
  - Allows for cord management through one of the Post Extruded legs.
- **Powered leg location determined during installation.**
  - Casters and Glides:
    - Specify the (J) option for Casters on the Power Ready base (only available on 29”(737mm) high tables)
    - Specify the (K) option for Glides on the Power Ready base (available on 16”(406mm), 20”(508mm) and 29”(737mm) high tables)
  - Flip Top Unit circuit breaker plug will not fit in the Power Ready Base opening.**
- **Power cord length determines the distance to building power source.**
- Separately specified:
  - Horizontal and Vertical Wire Management
  - Power and Data Components
  - Accessories
- Refer to Specification Guide:
  - Accessory placement and compatibility.
  - Seating capacities and leg locations.
  - Information on electrical components compatible with factory cut opening.
  - Power Ready base cable capacity.
- Application may require approval of local authority having jurisdiction (AHJ); ensure compliance before placing orders and installation.

## To Order, Specify:

1) Product number, including:

### 1 Surface Option:

- L** Laminate
- W** Wood

### 2 Edge Option:

Laminate:

- J** Edgeband
- F** Knife

Wood:

- K** Edgeband
- U** Knife

### 3 Cutout:

- N** No Cutout
- F** Center, Single-Sided/4 outlets, add **\$45.84** list
- J** Center, Single-Sided/6 outlets, add **\$45.84** list
- M** Center, Double-Sided/8 outlets, add **\$45.84** list
- Q** Center, Double-Sided/12 outlets, add **\$45.84** list

### 4 Base and Wire Management Option:

Base - No Power:

- C** Casters, add **\$22.32** list (29” Height Only)
- G** Glides

Base - Power Ready:

- J** Casters, add **\$22.32** list (29” Height Only)
- K** Glides

- 2) Laminate surface color or wood finish color.
- 3) Edgeband trim color (laminate only).
- 4) Base trim color.

**Note:** **\$63.03** upcharge list for Metallic trim colors.



# Jive Table — Post Round Base

Pebble – Laminate or Wood

Height	Depth	Width	Number	① ② ③ ④	Laminate A		Laminate B		Wood Group A		Wood Group B	
					J	F	J	F	K	U	K	U
<b>Symmetrical — Base — No Power — No Cutout</b>												
16"(406mm)	24"(610mm)	24"(610mm)	TCRP-2424-	S V 1	\$ 511.78	\$ 723.75	\$ 600.28	\$ 812.25	\$ 918.52	\$1036.12	\$ 997.45	\$1121.72
	30"(762mm)	30"(762mm)	TCRP-3030-	S V 1	582.34	833.19	676.15	927.00	1142.32	1345.56	1262.02	1485.64
	36"(914mm)	36"(914mm)	TCRP-3636-	S V 1	667.14	956.87	767.44	1057.17	1411.48	1727.95	1580.05	1935.34
	42"(1067mm)	42"(1067mm)	TCRP-4242-	S V 1	766.18	1094.79	874.15	1202.76	1726.00	2184.31	1951.54	2472.01
	48"(1219mm)	48"(1219mm)	TCRP-4848-	S V 1	879.46	1246.95	996.28	1363.77	2085.88	2713.43	2376.49	3094.23
20"(508mm)	24"(610mm)	24"(610mm)	TCRP-2424-	S V 2	\$ 511.78	\$ 723.75	\$ 600.28	\$ 812.25	\$ 918.52	\$1036.12	\$ 997.45	\$1121.72
	30"(762mm)	30"(762mm)	TCRP-3030-	S V 2	582.34	833.19	676.15	927.00	1142.32	1345.56	1262.02	1485.64
	36"(914mm)	36"(914mm)	TCRP-3636-	S V 2	667.14	956.87	767.44	1057.17	1411.48	1727.95	1580.05	1935.34
	42"(1067mm)	42"(1067mm)	TCRP-4242-	S V 2	766.18	1094.79	874.15	1202.76	1726.00	2184.31	1951.54	2472.01
	48"(1219mm)	48"(1219mm)	TCRP-4848-	S V 2	879.46	1246.95	996.28	1363.77	2085.88	2713.43	2376.49	3094.23
29"(737mm)	30"(762mm)	30"(762mm)	TCRP-3030-	S V 4	\$ 582.34	\$ 833.19	\$ 676.15	\$ 927.00	\$1142.32	\$1345.56	\$1262.02	\$1485.64
	36"(914mm)	36"(914mm)	TCRP-3636-	S V 4	667.14	956.87	767.44	1057.17	1411.48	1727.95	1580.05	1935.34
	42"(1067mm)	42"(1067mm)	TCRP-4242-	S V 4	766.18	1094.79	874.15	1202.76	1726.00	2184.31	1951.54	2472.01
	48"(1219mm)	48"(1219mm)	TCRP-4848-	S V 4	879.46	1246.95	996.28	1363.77	2085.88	2713.43	2376.49	3094.23
	54"(1372mm)	54"(1372mm)	TCRP-5454-	S V 4	1006.98	1413.35	1133.83	1540.20	2491.12	3315.87	2854.90	3802.65
	60"(1524mm)	60"(1524mm)	TCRP-6060-	S V 4	1148.74	1593.99	1286.80	1732.05	2941.72	3992.55	3386.77	4598.36
<b>Symmetrical — Base — Power Ready — No Cutout</b>												
16"(406mm)	24"(610mm)	24"(610mm)	TCRP-2424-	S V 1	\$ 538.91	\$ 750.88	\$ 627.41	\$ 839.38	\$ 945.65	\$1063.25	\$1024.58	\$1148.85
	30"(762mm)	30"(762mm)	TCRP-3030-	S V 1	609.47	860.32	703.28	954.13	1169.45	1372.69	1289.15	1512.77
	36"(914mm)	36"(914mm)	TCRP-3636-	S V 1	694.27	984.00	794.57	1084.30	1438.61	1755.08	1607.18	1962.47
	42"(1067mm)	42"(1067mm)	TCRP-4242-	S V 1	793.31	1121.92	901.28	1229.89	1753.13	2211.44	1978.67	2499.14
	48"(1219mm)	48"(1219mm)	TCRP-4848-	S V 1	906.59	1274.08	1023.41	1390.90	2113.01	2740.56	2403.62	3121.36
20"(508mm)	24"(610mm)	24"(610mm)	TCRP-2424-	S V 2	\$ 538.91	\$ 750.88	\$ 627.41	\$ 839.38	\$ 945.65	\$1063.25	\$1024.58	\$1148.85
	30"(762mm)	30"(762mm)	TCRP-3030-	S V 2	609.47	860.32	703.28	954.13	1169.45	1372.69	1289.15	1512.77
	36"(914mm)	36"(914mm)	TCRP-3636-	S V 2	694.27	984.00	794.57	1084.30	1438.61	1755.08	1607.18	1962.47
	42"(1067mm)	42"(1067mm)	TCRP-4242-	S V 2	793.31	1121.92	901.28	1229.89	1753.13	2211.44	1978.67	2499.14
	48"(1219mm)	48"(1219mm)	TCRP-4848-	S V 2	906.59	1274.08	1023.41	1390.90	2113.01	2740.56	2403.62	3121.36
29"(737mm)	30"(762mm)	30"(762mm)	TCRP-3030-	S V 4	\$ 609.47	\$ 860.32	\$ 703.28	\$ 954.13	\$1169.45	\$1372.69	\$1289.15	\$1512.77
	36"(914mm)	36"(914mm)	TCRP-3636-	S V 4	694.27	984.00	794.57	1084.30	1438.61	1755.08	1607.18	1962.47
	42"(1067mm)	42"(1067mm)	TCRP-4242-	S V 4	793.31	1121.92	901.28	1229.89	1753.13	2211.44	1978.67	2499.14
	48"(1219mm)	48"(1219mm)	TCRP-4848-	S V 4	906.59	1274.08	1023.41	1390.90	2113.01	2740.56	2403.62	3121.36
	54"(1372mm)	54"(1372mm)	TCRP-5454-	S V 4	1034.11	1440.48	1160.96	1567.33	2518.25	3343.00	2882.03	3829.78
	60"(1524mm)	60"(1524mm)	TCRP-6060-	S V 4	1175.87	1621.12	1313.93	1759.18	2968.85	4019.68	3413.90	4625.49

# Jive Table — Post Round Base

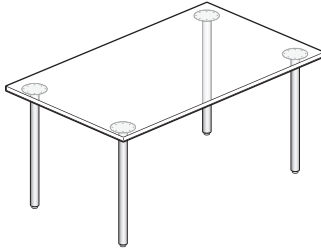
Pebble – Laminate or Wood

Height	Depth	Width	Number	① ② ③ ④	Laminate A		Laminate B		Wood Group A		Wood Group B				
					J	F	J	F	K	U	K	U			
<b>Asymmetrical — Base — No Power — No Cutout</b>															
16"(406mm)	30"(762mm)	48"(1219mm)	TCRP-3048-	S	V	1	\$ 685.19	\$ 976.16	\$ 791.98	\$1082.95	\$1601.11	\$1961.57	\$1814.37	\$2221.16	
		60"(1524mm)	TCRP-3060-	S	V	1	765.90	1113.95	878.59	1226.64	1856.80	2291.25	2116.90	2608.95	
		72"(1829mm)	TCRP-3072-	S	V	1	847.55	1258.27	966.14	1376.86	2115.32	2631.02	2422.89	3008.56	
	36"(914mm)	60"(1524mm)	TCRP-3660-	S	V	1	\$ 840.34	\$1207.83	\$ 958.93	\$1326.42	\$2093.44	\$2553.09	\$2396.20	\$2917.29	
		72"(1829mm)	TCRP-3672-	S	V	1	936.46	1368.02	1062.13	1493.69	2398.03	2940.74	2756.51	3373.32	
		48"(1219mm)	TCRP-3048-	S	V	2	\$ 685.19	\$ 976.16	\$ 791.98	\$1082.95	\$1601.11	\$1961.57	\$1814.37	\$2221.16	
20"(508mm)	30"(762mm)	60"(1524mm)	TCRP-3060-	S	V	2	765.90	1113.95	878.59	1226.64	1856.80	2291.25	2116.90	2608.95	
		72"(1829mm)	TCRP-3072-	S	V	2	847.55	1258.27	966.14	1376.86	2115.32	2631.02	2422.89	3008.56	
		36"(914mm)	60"(1524mm)	TCRP-3660-	S	V	2	\$ 840.34	\$1207.83	\$ 958.93	\$1326.42	\$2093.44	\$2553.09	\$2396.20	\$2917.29
	36"(914mm)	72"(1829mm)	TCRP-3672-	S	V	2	936.46	1368.02	1062.13	1493.69	2398.03	2940.74	2756.51	3373.32	
		48"(1219mm)	TCRP-3048-	S	V	4	\$ 685.19	\$ 976.16	\$ 791.98	\$1082.95	\$1601.11	\$1961.57	\$1814.37	\$2221.16	
		60"(1524mm)	TCRP-3060-	S	V	4	765.90	1113.95	878.59	1226.64	1856.80	2291.25	2116.90	2608.95	
29"(737mm)	30"(762mm)	72"(1829mm)	TCRP-3072-	S	V	4	847.55	1258.27	966.14	1376.86	2115.32	2631.02	2422.89	3008.56	
		36"(914mm)	60"(1524mm)	TCRP-3660-	S	V	4	\$ 840.34	\$1207.83	\$ 958.93	\$1326.42	\$2093.44	\$2553.09	\$2396.20	\$2917.29
		72"(1829mm)	TCRP-3672-	S	V	4	936.46	1368.02	1062.13	1493.69	2398.03	2940.74	2756.51	3373.32	
	42"(1067mm)	72"(1829mm)	TCRP-4272-	S	V	4	\$1025.37	\$1477.78	\$1158.12	\$1610.53	\$2680.74	\$3250.46	\$3090.14	\$3738.07	
		48"(1219mm)	72"(1829mm)	TCRP-4872-	S	V	4	\$1114.29	\$1587.53	\$1254.12	\$1727.36	\$2963.45	\$3560.19	\$3423.76	\$4102.83
		<b>Asymmetrical — Base — Power Ready — No Cutout</b>													
16"(406mm)	30"(762mm)	48"(1219mm)	TCRP-3048-	S	V	1	\$ 712.32	\$1003.29	\$ 819.11	\$1110.08	\$1628.24	\$1988.70	\$1841.50	\$2248.29	
		60"(1524mm)	TCRP-3060-	S	V	1	793.03	1141.08	905.72	1253.77	1883.93	2318.38	2144.03	2636.08	
		72"(1829mm)	TCRP-3072-	S	V	1	874.68	1285.40	993.27	1403.99	2142.45	2658.15	2450.02	3035.69	
	36"(914mm)	60"(1524mm)	TCRP-3660-	S	V	1	\$ 867.47	\$1234.96	\$ 986.06	\$1353.55	\$2120.57	\$2580.22	\$2423.33	\$2944.42	
		72"(1829mm)	TCRP-3672-	S	V	1	963.59	1395.15	1089.26	1520.82	2425.16	2967.87	2783.64	3400.45	
		48"(1219mm)	TCRP-3048-	S	V	2	\$ 712.32	\$1003.29	\$ 819.11	\$1110.08	\$1628.24	\$1988.70	\$1841.50	\$2248.29	
20"(508mm)	30"(762mm)	60"(1524mm)	TCRP-3060-	S	V	2	793.03	1141.08	905.72	1253.77	1883.93	2318.38	2144.03	2636.08	
		72"(1829mm)	TCRP-3072-	S	V	2	874.68	1285.40	993.27	1403.99	2142.45	2658.15	2450.02	3035.69	
		36"(914mm)	60"(1524mm)	TCRP-3660-	S	V	2	\$ 867.47	\$1234.96	\$ 986.06	\$1353.55	\$2120.57	\$2580.22	\$2423.33	\$2944.42
	36"(914mm)	72"(1829mm)	TCRP-3672-	S	V	2	963.59	1395.15	1089.26	1520.82	2425.16	2967.87	2783.64	3400.45	
		48"(1219mm)	TCRP-3048-	S	V	4	\$ 712.32	\$1003.29	\$ 819.11	\$1110.08	\$1628.24	\$1988.70	\$1841.50	\$2248.29	
		60"(1524mm)	TCRP-3060-	S	V	4	793.03	1141.08	905.72	1253.77	1883.93	2318.38	2144.03	2636.08	
29"(737mm)	30"(762mm)	72"(1829mm)	TCRP-3072-	S	V	4	874.68	1285.40	993.27	1403.99	2142.45	2658.15	2450.02	3035.69	
		36"(914mm)	60"(1524mm)	TCRP-3660-	S	V	4	\$ 867.47	\$1234.96	\$ 986.06	\$1353.55	\$2120.57	\$2580.22	\$2423.33	\$2944.42
		72"(1829mm)	TCRP-3672-	S	V	4	963.59	1395.15	1089.26	1520.82	2425.16	2967.87	2783.64	3400.45	
	42"(1067mm)	72"(1829mm)	TCRP-4272-	S	V	4	\$1052.50	\$1504.91	\$1185.25	\$1637.66	\$2707.87	\$3277.59	\$3117.27	\$3765.20	
		48"(1219mm)	72"(1829mm)	TCRP-4872-	S	V	4	\$1141.42	\$1614.66	\$1281.25	\$1754.49	\$2990.58	\$3587.32	\$3450.89	\$4129.96

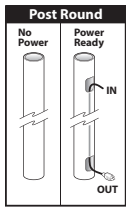
This page intentionally blank

**Jive Table — Post Round Base**

Rectangle – Laminate or Wood



TCRA-SNV

**Features**

- Includes 1.18”(30mm) thick top, leg bases, adjustable glides or casters, and hardware.
- Standard table heights are 16”(406mm), 20”(508mm) and 29”(737mm).
- Laminate top with knife edge or 3mm edgeband edges or wood veneer top with 3mm wood edgeband or knife edge.
- Bases are painted steel.
- Casters:
  - Two locking and two non-locking casters.
  - Standard in black.
- Glides:
  - 0.625”(16mm) adjustment.
  - Standard in black.
- Casters and glides are not interchangeable.
- Depth and width shown in nominal dimensions.
- Ships unassembled.

**Specification Tips**

- Edge choice allows a flat seam between tables.
- **Specifying a cutout does not automatically include a Power Ready base.**
- Factory installed cutout is available for:
  - Specify the (F) option for a Center, Single-Sided/4 outlet Flip Top Unit
  - Specify the (J) option for a Center, Single-Sided/6 outlet Flip Top Unit
  - Specify the (M) option for a Center, Double-Sided/8 outlet Flip Top Unit
  - Specify the (Q) option for a Center, Double-Sided/12 outlet Flip Top Unit
- Power Ready Base:
  - Allows for cord management through one of the Post Extruded legs.
- **Powered leg location determined during installation.**
  - Casters and Glides:
    - Specify the (J) option for Casters on the Power Ready base (only available on 29”(737mm) high tables)
    - Specify the (K) option for Glides on the Power Ready base (available on 16”(406mm), 20”(508mm) and 29”(737mm) high tables)
  - Flip Top Unit circuit breaker plug will not fit in the Power Ready Base opening.**
- **Power cord length determines the distance to building power source.**
- Separately specified:
  - Ganging Mechanism - Recommended for use with power between tables.
  - Horizontal and Vertical Wire Management
  - Power and Data Components
  - Accessories
- Refer to Specification Guide:
  - Accessory placement and compatibility.
  - Seating capacities and leg locations.
  - Information on electrical components compatible with factory cut opening.
  - Power Ready base cable capacity.
- Application may require approval of local authority having jurisdiction (AHJ); ensure compliance before placing orders and installation.

**To Order, Specify:**

1) Product number, including:

**1 Surface Option:**

- L** Laminate
- W** Wood

**2 Edge Option:**

Laminate:

- J** Edgeband
- F** Knife

Wood:

- K** Edgeband
- U** Knife

**3 Cutout:**

- N** No Cutout
- F** Center, Single-Sided/4 outlets, add **\$45.84** list
- J** Center, Single-Sided/6 outlets, add **\$45.84** list
- M** Center, Double-Sided/8 outlets, add **\$45.84** list
- Q** Center, Double-Sided/12 outlets, add **\$45.84** list

**4 Base and Wire Management Option:**

Base - No Power:

- C** Casters, add **\$22.32** list (29” Height Only)
- G** Glides

Base - Power Ready:

- J** Casters, add **\$22.32** list (29” Height Only)
- K** Glides

2) Laminate surface color or wood finish color.

3) Edgeband trim color (laminated only).

4) Base trim color.

**Note:** **\$63.03** upcharge list for Metallic trim colors.

# Jive Table — Post Round Base

Rectangle – Laminate or Wood

Height	Depth	Width	Number	① ② ③ ④	Laminate A		Laminate B		Wood Group A		Wood Group B			
					J	F	J	F	K	U	K	U		
<b>Base — No Power — No Cutout</b>														
16"(406mm)	30"(762mm)	48"(1219mm)	TCRA-3048-	■ ■ S V	1	\$ 685.19	\$ 976.16	\$ 791.98	\$1082.95	\$1601.11	\$1961.57	\$1814.37	\$2221.16	
		54"(1372mm)	TCRA-3054-	■ ■ S V	1	725.43	1044.24	835.17	1153.98	1728.60	2125.15	1965.20	2413.58	
		60"(1524mm)	TCRA-3060-	■ ■ S V	1	765.90	1113.95	878.59	1226.64	1856.80	2291.25	2116.90	2608.95	
		36"(914mm)	60"(1524mm)	TCRA-3660-	■ ■ S V	1	\$ 840.34	\$1207.83	\$ 958.93	\$1326.42	\$2093.44	\$2553.09	\$2396.20	\$2917.29
		72"(1829mm)	TCRA-3672-	■ ■ S V	1	936.46	1368.02	1062.13	1493.69	2398.03	2940.74	2756.51	3373.32	
20"(508mm)	30"(762mm)	48"(1219mm)	TCRA-3048-	■ ■ S V	2	\$ 685.19	\$ 976.16	\$ 791.98	\$1082.95	\$1601.11	\$1961.57	\$1814.37	\$2221.16	
		54"(1372mm)	TCRA-3054-	■ ■ S V	2	725.43	1044.24	835.17	1153.98	1728.60	2125.15	1965.20	2413.58	
		60"(1524mm)	TCRA-3060-	■ ■ S V	2	765.90	1113.95	878.59	1226.64	1856.80	2291.25	2116.90	2608.95	
		36"(914mm)	60"(1524mm)	TCRA-3660-	■ ■ S V	2	\$ 840.34	\$1207.83	\$ 958.93	\$1326.42	\$2093.44	\$2553.09	\$2396.20	\$2917.29
		72"(1829mm)	TCRA-3672-	■ ■ S V	2	936.46	1368.02	1062.13	1493.69	2398.03	2940.74	2756.51	3373.32	
29"(737mm)	18"(457mm)	48"(1219mm)	TCRA-1848-	■ ■ S V	4	\$ 565.25	N/A	\$ 662.60	N/A	\$1219.97	N/A	\$1364.42	N/A	
		54"(1372mm)	TCRA-1854-	■ ■ S V	4	591.02	N/A	690.14	N/A	1301.39	N/A	1460.93	N/A	
		60"(1524mm)	TCRA-1860-	■ ■ S V	4	617.02	N/A	717.91	N/A	1383.52	N/A	1558.30	N/A	
		66"(1676mm)	TCRA-1866-	■ ■ S V	4	643.25	N/A	745.91	N/A	1466.36	N/A	1656.54	N/A	
		72"(1829mm)	TCRA-1872-	■ ■ S V	4	669.72	N/A	774.15	N/A	1549.91	N/A	1755.64	N/A	
	24"(610mm)	36"(914mm)	TCRA-2436-	■ ■ S V	4	\$ 559.91	\$ 782.77	\$ 657.26	\$ 880.12	\$1203.75	\$1475.91	\$1344.64	\$1649.67	
			42"(1067mm)	TCRA-2442-	■ ■ S V	4	592.45	839.65	692.16	939.36	1306.79	1610.50	1466.58	1807.97
		48"(1219mm)	TCRA-2448-	■ ■ S V	4	625.22	898.15	727.29	1000.22	1410.54	1747.62	1589.39	1969.23	
			54"(1372mm)	TCRA-2454-	■ ■ S V	4	658.22	958.30	762.65	1062.73	1514.99	1887.25	1713.06	2133.44
		60"(1524mm)	TCRA-2460-	■ ■ S V	4	691.46	1020.07	798.25	1126.86	1620.16	2029.41	1837.60	2300.61	
			66"(1676mm)	TCRA-2466-	■ ■ S V	4	724.93	1083.48	834.08	1192.63	1726.03	2174.09	1963.00	2470.73
		72"(1829mm)	TCRA-2472-	■ ■ S V	4	758.63	1148.52	870.14	1260.03	1832.62	2321.30	2089.26	2643.81	
			30"(762mm)	36"(914mm)	TCRA-3036-	■ ■ S V	4	\$ 605.41	\$ 844.90	\$ 706.30	\$ 945.79	\$1348.25	\$1641.99	\$1515.29
		42"(1067mm)	TCRA-3042-	■ ■ S V	4	645.18	909.72	749.02	1013.56	1474.33	1800.52	1664.40	2031.69	
			48"(1219mm)	TCRA-3048-	■ ■ S V	4	685.19	976.16	791.98	1082.95	1601.11	1961.57	1814.37	2221.16
		54"(1372mm)	TCRA-3054-	■ ■ S V	4	725.43	1044.24	835.17	1153.98	1728.60	2125.15	1965.20	2413.58	
			60"(1524mm)	TCRA-3060-	■ ■ S V	4	765.90	1113.95	878.59	1226.64	1856.80	2291.25	2116.90	2608.95
72"(1829mm)	TCRA-3072-	■ ■ S V	4	847.55	1258.27	966.14	1376.86	2115.32	2631.02	2422.89	3008.56			
	36"(914mm)	60"(1524mm)	TCRA-3660-	■ ■ S V	4	\$ 840.34	\$1207.83	\$ 958.93	\$1326.42	\$2093.44	\$2553.09	\$2396.20	\$2917.29	
66"(1676mm)	TCRA-3666-	■ ■ S V	4	888.28	1287.11	1010.41	1409.24	2245.38	2745.65	2575.92	3143.83			
	72"(1829mm)	TCRA-3672-	■ ■ S V	4	936.46	1368.02	1062.13	1493.69	2398.03	2940.74	2756.51	3373.32		
42"(1067mm)	60"(1524mm)	TCRA-4260-	■ ■ S V	4	\$ 914.78	\$1301.71	\$1039.27	\$1426.20	\$2330.08	\$2814.93	\$2675.50	\$3225.63		
	72"(1829mm)	TCRA-4272-	■ ■ S V	4	1025.37	1477.78	1158.12	1610.53	2680.74	3250.46	3090.14	3738.07		
48"(1219mm)	72"(1829mm)	TCRA-4872-	■ ■ S V	4	\$1114.29	\$1587.53	\$1254.12	\$1727.36	\$2963.45	\$3560.19	\$3423.76	\$4102.83		

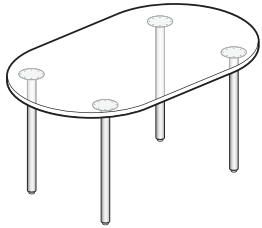
# Jive Table — Post Round Base

Rectangle – Laminate or Wood

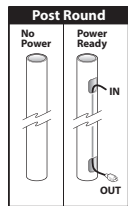
Height	Depth	Width	Number					Laminate A		Laminate B		Wood Group A		Wood Group B			
				①	②	③	④	J	F	J	F	K	U	K	U		
<b>Base — Power Ready — No Cutout</b>																	
16"(406mm)	30"(762mm)	48"(1219mm)	TCRA-3048-	■	■	S	■	V	1	\$ 712.32	\$1003.29	\$ 819.11	\$1110.08	\$1628.24	\$1988.70	\$1841.50	\$2248.29
		54"(1372mm)	TCRA-3054-	■	■	S	■	V	1	752.56	1071.37	862.30	1181.11	1755.73	2152.28	1992.33	2440.71
		60"(1524mm)	TCRA-3060-	■	■	S	■	V	1	793.03	1141.08	905.72	1253.77	1883.93	2318.38	2144.03	2636.08
	36"(914mm)	60"(1524mm)	TCRA-3660-	■	■	S	■	V	1	\$ 867.47	\$1234.96	\$ 986.06	\$1353.55	\$2120.57	\$2580.22	\$2423.33	\$2944.42
		72"(1829mm)	TCRA-3672-	■	■	S	■	V	1	963.59	1395.15	1089.26	1520.82	2425.16	2967.87	2783.64	3400.45
		48"(1219mm)	TCRA-3048-	■	■	S	■	V	2	\$ 712.32	\$1003.29	\$ 819.11	\$1110.08	\$1628.24	\$1988.70	\$1841.50	\$2248.29
20"(508mm)	30"(762mm)	54"(1372mm)	TCRA-3054-	■	■	S	■	V	2	752.56	1071.37	862.30	1181.11	1755.73	2152.28	1992.33	2440.71
		60"(1524mm)	TCRA-3060-	■	■	S	■	V	2	793.03	1141.08	905.72	1253.77	1883.93	2318.38	2144.03	2636.08
		36"(914mm)	TCRA-3660-	■	■	S	■	V	2	\$ 867.47	\$1234.96	\$ 986.06	\$1353.55	\$2120.57	\$2580.22	\$2423.33	\$2944.42
	72"(1829mm)	TCRA-3672-	■	■	S	■	V	2	963.59	1395.15	1089.26	1520.82	2425.16	2967.87	2783.64	3400.45	
		48"(1219mm)	TCRA-1848-	■	■	S	■	V	4	\$ 592.38	N/A	\$ 689.73	N/A	\$1247.10	N/A	\$1391.55	N/A
		54"(1372mm)	TCRA-1854-	■	■	S	■	V	4	618.15	N/A	717.27	N/A	1328.52	N/A	1488.06	N/A
29"(737mm)	18"(457mm)	60"(1524mm)	TCRA-1860-	■	■	S	■	V	4	644.15	N/A	745.04	N/A	1410.65	N/A	1585.43	N/A
		66"(1676mm)	TCRA-1866-	■	■	S	■	V	4	670.38	N/A	773.04	N/A	1493.49	N/A	1683.67	N/A
		72"(1829mm)	TCRA-1872-	■	■	S	■	V	4	696.85	N/A	801.28	N/A	1577.04	N/A	1782.77	N/A
	24"(610mm)	36"(914mm)	TCRA-2436-	■	■	S	■	V	4	\$ 587.04	\$ 809.90	\$ 684.39	\$ 907.25	\$1230.88	\$1503.04	\$1371.77	\$1676.80
		42"(1067mm)	TCRA-2442-	■	■	S	■	V	4	619.58	866.78	719.29	966.49	1333.92	1637.63	1493.71	1835.10
		48"(1219mm)	TCRA-2448-	■	■	S	■	V	4	652.35	925.28	754.42	1027.35	1437.67	1774.75	1616.52	1996.36
30"(762mm)	36"(914mm)	54"(1372mm)	TCRA-2454-	■	■	S	■	V	4	685.35	985.43	789.78	1089.86	1542.12	1914.38	1740.19	2160.57
		60"(1524mm)	TCRA-2460-	■	■	S	■	V	4	718.59	1047.20	825.38	1153.99	1647.29	2056.54	1864.73	2327.74
		66"(1676mm)	TCRA-2466-	■	■	S	■	V	4	752.06	1110.61	861.21	1219.76	1753.16	2201.22	1990.13	2497.86
	72"(1829mm)	TCRA-2472-	■	■	S	■	V	4	785.76	1175.65	897.27	1287.16	1859.75	2348.43	2116.39	2670.94	
		36"(914mm)	TCRA-3036-	■	■	S	■	V	4	\$ 632.54	\$ 872.03	\$ 733.43	\$ 972.92	\$1375.38	\$1669.12	\$1542.42	\$1872.31
		42"(1067mm)	TCRA-3042-	■	■	S	■	V	4	672.31	936.85	776.15	1040.69	1501.46	1827.65	1691.53	2058.82
36"(914mm)	60"(1524mm)	48"(1219mm)	TCRA-3048-	■	■	S	■	V	4	712.32	1003.29	819.11	1110.08	1628.24	1988.70	1841.50	2248.29
		54"(1372mm)	TCRA-3054-	■	■	S	■	V	4	752.56	1071.37	862.30	1181.11	1755.73	2152.28	1992.33	2440.71
		60"(1524mm)	TCRA-3060-	■	■	S	■	V	4	793.03	1141.08	905.72	1253.77	1883.93	2318.38	2144.03	2636.08
	72"(1829mm)	TCRA-3072-	■	■	S	■	V	4	874.68	1285.40	993.27	1403.99	2142.45	2658.15	2450.02	3035.69	
		60"(1524mm)	TCRA-3660-	■	■	S	■	V	4	\$ 867.47	\$1234.96	\$ 986.06	\$1353.55	\$2120.57	\$2580.22	\$2423.33	\$2944.42
		66"(1676mm)	TCRA-3666-	■	■	S	■	V	4	915.41	1314.24	1037.54	1436.37	2272.51	2772.78	2603.05	3170.96
42"(1067mm)	60"(1524mm)	72"(1829mm)	TCRA-3672-	■	■	S	■	V	4	963.59	1395.15	1089.26	1520.82	2425.16	2967.87	2783.64	3400.45
		42"(1067mm)	TCRA-4260-	■	■	S	■	V	4	\$ 941.91	\$1328.84	\$1066.40	\$1453.33	\$2357.21	\$2842.06	\$2702.63	\$3252.76
		72"(1829mm)	TCRA-4272-	■	■	S	■	V	4	1052.50	1504.91	1185.25	1637.66	2707.87	3277.59	3117.27	3765.20
48"(1219mm)	72"(1829mm)	TCRA-4872-	■	■	S	■	V	4	\$1141.42	\$1614.66	\$1281.25	\$1754.49	\$2990.58	\$3587.32	\$3450.89	\$4129.96	

# Jive Table — Post Round Base

Racetrack – Laminate or Wood



TCRT-SNV



## Features

- Includes 1.18" (30mm) thick top, leg bases, adjustable glides or casters, and hardware.
- Standard table heights are 16" (406mm), 20" (508mm) and 29" (737mm).
- Laminate top with knife edge or 3mm edgeband edges or wood veneer top with 3mm wood edgeband or knife edge.
- Bases are painted steel.
- Casters:
  - Two locking and two non-locking casters.
  - Standard in black.
- Glides:
  - 0.625" (16mm) adjustment.
  - Standard in black.
- Casters and glides are not interchangeable.
- Depth and width shown in nominal dimensions.
- Ships unassembled.

## Specification Tips

- **Specifying a cutout does not automatically include a Power Ready base.**
  - Factory installed cutout is available for:
    - Specify the (F) option for a Center, Single-Sided/4 outlet Flip Top Unit
    - Specify the (J) option for a Center, Single-Sided/6 outlet Flip Top Unit
    - Specify the (M) option for a Center, Double-Sided/8 outlet Flip Top Unit
    - Specify the (Q) option for a Center, Double-Sided/12 outlet Flip Top Unit
- Power Ready Base:
  - Allows for cord management through one of the Post Extruded legs.
- **Powered leg location determined during installation.**
  - Casters and Glides:
    - Specify the (J) option for Casters on the Power Ready base (only available on 29" (737mm) high tables)
    - Specify the (K) option for Glides on the Power Ready base (available on 16" (406mm), 20" (508mm) and 29" (737mm) high tables)
  - Flip Top Unit circuit breaker plug will not fit in the Power Ready Base opening.**
- **Power cord length determines the distance to building power source.**
- Separately specified:
  - Horizontal and Vertical Wire Management
  - Power and Data Components
  - Accessories
- Refer to Specification Guide:
  - Accessory placement and compatibility.
  - Seating capacities and leg locations.
  - Information on electrical components compatible with factory cut opening.
  - Power Ready base cable capacity.
- Application may require approval of local authority having jurisdiction (AHJ); ensure compliance before placing orders and installation.

## To Order, Specify:

1) Product number, including:

### ① Surface Option:

- L** Laminate
- W** Wood

### ② Edge Option:

Laminate:

- J** Edgeband
- F** Knife

Wood:

- K** Edgeband
- U** Knife

### ③ Cutout:

- N** No Cutout
- F** Center, Single-Sided/4 outlets, add **\$45.84** list
- J** Center, Single-Sided/6 outlets, add **\$45.84** list
- M** Center, Double-Sided/8 outlets, add **\$45.84** list
- Q** Center, Double-Sided/12 outlets, add **\$45.84** list

### ④ Base and Wire Management Option:

Base - No Power:

- C** Casters, add **\$22.32** list (29" Height Only)
- G** Glides

Base - Power Ready:

- J** Casters, add **\$22.32** list (29" Height Only)
- K** Glides

2) Laminate surface color or wood finish color.

3) Edgeband trim color (laminate only).

4) Base trim color.

**Note:** **\$63.03** upcharge list for Metallic trim colors.



# Jive Table — Post Round Base

Racetrack – Laminate or Wood

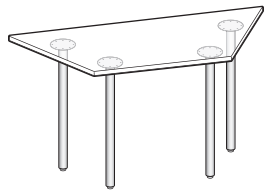
Height	Depth	Width	Number	① ② ③ ④	Laminate A		Laminate B		Wood Group A		Wood Group B		
					J	F	J	F	K	U	K	U	
<b>Base — No Power — No Cutout</b>													
16"(406mm)	30"(762mm)	48"(1219mm)	TCRT-3048-	S V	1	\$ 685.19	\$ 976.16	\$ 791.98	\$1082.95	\$1601.11	\$1961.57	\$1814.37	\$2221.16
		60"(1524mm)	TCRT-3060-	S V	1	765.90	1113.95	878.59	1226.64	1856.80	2291.25	2116.90	2608.95
		72"(1829mm)	TCRT-3072-	S V	1	847.55	1258.27	966.14	1376.86	2115.32	2631.02	2422.89	3008.56
	36"(914mm)	60"(1524mm)	TCRT-3660-	S V	1	\$ 840.34	\$1207.83	\$ 958.93	\$1326.42	\$2093.44	\$2553.09	\$2396.20	\$2917.29
		72"(1829mm)	TCRT-3672-	S V	1	936.46	1368.02	1062.13	1493.69	2398.03	2940.74	2756.51	3373.32
		48"(1219mm)	TCRT-3048-	S V	2	\$ 685.19	\$ 976.16	\$ 791.98	\$1082.95	\$1601.11	\$1961.57	\$1814.37	\$2221.16
20"(508mm)	30"(762mm)	60"(1524mm)	TCRT-3060-	S V	2	765.90	1113.95	878.59	1226.64	1856.80	2291.25	2116.90	2608.95
		72"(1829mm)	TCRT-3072-	S V	2	847.55	1258.27	966.14	1376.86	2115.32	2631.02	2422.89	3008.56
		36"(914mm)	TCRT-3660-	S V	2	\$ 840.34	\$1207.83	\$ 958.93	\$1326.42	\$2093.44	\$2553.09	\$2396.20	\$2917.29
	36"(914mm)	72"(1829mm)	TCRT-3672-	S V	2	936.46	1368.02	1062.13	1493.69	2398.03	2940.74	2756.51	3373.32
		48"(1219mm)	TCRT-3048-	S V	4	\$ 685.19	\$ 976.16	\$ 791.98	\$1082.95	\$1601.11	\$1961.57	\$1814.37	\$2221.16
		60"(1524mm)	TCRT-3060-	S V	4	765.90	1113.95	878.59	1226.64	1856.80	2291.25	2116.90	2608.95
29"(737mm)	30"(762mm)	72"(1829mm)	TCRT-3072-	S V	4	847.55	1258.27	966.14	1376.86	2115.32	2631.02	2422.89	3008.56
		36"(914mm)	TCRT-3660-	S V	4	\$ 840.34	\$1207.83	\$ 958.93	\$1326.42	\$2093.44	\$2553.09	\$2396.20	\$2917.29
		72"(1829mm)	TCRT-3672-	S V	4	936.46	1368.02	1062.13	1493.69	2398.03	2940.74	2756.51	3373.32
	42"(1067mm)	72"(1829mm)	TCRT-4272-	S V	4	\$1025.37	\$1477.78	\$1158.12	\$1610.53	\$2680.74	\$3250.46	\$3090.14	\$3738.07
		48"(1219mm)	TCRT-4872-	S V	4	\$1114.29	\$1587.53	\$1254.12	\$1727.36	\$2963.45	\$3560.19	\$3423.76	\$4102.83
		72"(1829mm)	TCRT-4872-	S V	4	\$1114.29	\$1587.53	\$1254.12	\$1727.36	\$2963.45	\$3560.19	\$3423.76	\$4102.83
<b>Base — Power Ready — No Cutout</b>													
16"(406mm)	30"(762mm)	48"(1219mm)	TCRT-3048-	S V	1	\$ 712.32	\$1003.29	\$ 819.11	\$1110.08	\$1628.24	\$1988.70	\$1841.50	\$2248.29
		60"(1524mm)	TCRT-3060-	S V	1	793.03	1141.08	905.72	1253.77	1883.93	2318.38	2144.03	2636.08
		72"(1829mm)	TCRT-3072-	S V	1	874.68	1285.40	993.27	1403.99	2142.45	2658.15	2450.02	3035.69
	36"(914mm)	60"(1524mm)	TCRT-3660-	S V	1	\$ 867.47	\$1234.96	\$ 986.06	\$1353.55	\$2120.57	\$2580.22	\$2423.33	\$2944.42
		72"(1829mm)	TCRT-3672-	S V	1	963.59	1395.15	1089.26	1520.82	2425.16	2967.87	2783.64	3400.45
		48"(1219mm)	TCRT-3048-	S V	2	\$ 712.32	\$1003.29	\$ 819.11	\$1110.08	\$1628.24	\$1988.70	\$1841.50	\$2248.29
20"(508mm)	30"(762mm)	60"(1524mm)	TCRT-3060-	S V	2	793.03	1141.08	905.72	1253.77	1883.93	2318.38	2144.03	2636.08
		72"(1829mm)	TCRT-3072-	S V	2	874.68	1285.40	993.27	1403.99	2142.45	2658.15	2450.02	3035.69
		36"(914mm)	TCRT-3660-	S V	2	\$ 867.47	\$1234.96	\$ 986.06	\$1353.55	\$2120.57	\$2580.22	\$2423.33	\$2944.42
	36"(914mm)	72"(1829mm)	TCRT-3672-	S V	2	963.59	1395.15	1089.26	1520.82	2425.16	2967.87	2783.64	3400.45
		48"(1219mm)	TCRT-3048-	S V	4	\$ 712.32	\$1003.29	\$ 819.11	\$1110.08	\$1628.24	\$1988.70	\$1841.50	\$2248.29
		60"(1524mm)	TCRT-3060-	S V	4	793.03	1141.08	905.72	1253.77	1883.93	2318.38	2144.03	2636.08
29"(737mm)	30"(762mm)	72"(1829mm)	TCRT-3072-	S V	4	874.68	1285.40	993.27	1403.99	2142.45	2658.15	2450.02	3035.69
		36"(914mm)	TCRT-3660-	S V	4	\$ 867.47	\$1234.96	\$ 986.06	\$1353.55	\$2120.57	\$2580.22	\$2423.33	\$2944.42
		72"(1829mm)	TCRT-3672-	S V	4	963.59	1395.15	1089.26	1520.82	2425.16	2967.87	2783.64	3400.45
	42"(1067mm)	72"(1829mm)	TCRT-4272-	S V	4	\$1052.50	\$1504.91	\$1185.25	\$1637.66	\$2707.87	\$3277.59	\$3117.27	\$3765.20
		48"(1219mm)	TCRT-4872-	S V	4	\$1141.42	\$1614.66	\$1281.25	\$1754.49	\$2990.58	\$3587.32	\$3450.89	\$4129.96
		72"(1829mm)	TCRT-4872-	S V	4	\$1141.42	\$1614.66	\$1281.25	\$1754.49	\$2990.58	\$3587.32	\$3450.89	\$4129.96



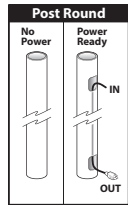
# Jive Table — Post Round Base

Trapezoid – Laminate or Wood

Height	Depth	Width	Number	Laminate A		Laminate B		Wood Group A		Wood Group B							
				①	②	③	④	J	F	J	F	K	U	K	U		
<b>Base — No Power — No Cutout</b>																	
29"(737mm)	24"(610mm)	48"(1219mm)	TCTP-2448-	■	S	V	■	4	\$ 635.23	\$ 908.16	\$ 639.95	\$ 912.88	\$ 833.21	\$ 1170.29	\$ 889.66	\$ 1269.50	
		54"(1372mm)	TCTP-2454-	■	S	V	■	4	668.23	968.31	675.31	975.39	937.66	1309.92	1013.33	1433.71	
		60"(1524mm)	TCTP-2460-	■	S	V	■	4	701.47	1030.08	710.91	1039.52	1042.83	1452.08	1137.87	1600.88	
		66"(1676mm)	TCTP-2466-	■	S	V	■	4	734.94	1093.49	746.74	1105.29	1148.70	1596.76	1263.27	1771.00	
		72"(1829mm)	TCTP-2472-	■	S	V	■	4	768.64	1158.53	782.80	1172.69	1255.29	1743.97	1389.53	1944.08	
	30"(762mm)	60"(1524mm)	TCTP-3060-	■	S	V	■	4	\$ 775.91	\$ 1123.96	\$ 791.25	\$ 1139.30	\$ 1279.47	\$ 1713.92	\$ 1417.17	\$ 1909.22	
		66"(1676mm)	TCTP-3066-	■	S	V	■	4	816.62	1195.30	834.91	1213.59	1408.38	1882.54	1569.73	2107.55	
		72"(1829mm)	TCTP-3072-	■	S	V	■	4	857.56	1268.28	878.80	1289.52	1537.99	2053.69	1723.16	2308.83	
		36"(914mm)	84"(2134mm)	TCTP-3684-	■	S	V	■	4	\$ 1043.52	\$ 1544.76	\$ 1078.92	\$ 1580.16	\$ 2128.13	\$ 2761.16	\$ 2420.55	\$ 3141.44
		<b>Base — Power Ready — No Cutout</b>															
29"(737mm)	24"(610mm)	48"(1219mm)	TCTP-2448-	■	S	V	■	4	\$ 662.36	\$ 935.29	\$ 667.08	\$ 940.01	\$ 860.34	\$ 1197.42	\$ 916.79	\$ 1296.63	
		54"(1372mm)	TCTP-2454-	■	S	V	■	4	695.36	995.44	702.44	1002.52	964.79	1337.05	1040.46	1460.84	
		60"(1524mm)	TCTP-2460-	■	S	V	■	4	728.60	1057.21	738.04	1066.65	1069.96	1479.21	1165.00	1628.01	
		66"(1676mm)	TCTP-2466-	■	S	V	■	4	762.07	1120.62	773.87	1132.42	1175.83	1623.89	1290.40	1798.13	
		72"(1829mm)	TCTP-2472-	■	S	V	■	4	795.77	1185.66	809.93	1199.82	1282.42	1771.10	1416.66	1971.21	
	30"(762mm)	60"(1524mm)	TCTP-3060-	■	S	V	■	4	\$ 803.04	\$ 1151.09	\$ 818.38	\$ 1166.43	\$ 1306.60	\$ 1741.05	\$ 1444.30	\$ 1936.35	
		66"(1676mm)	TCTP-3066-	■	S	V	■	4	843.75	1222.43	862.04	1240.72	1435.51	1909.67	1596.86	2134.68	
		72"(1829mm)	TCTP-3072-	■	S	V	■	4	884.69	1295.41	905.93	1316.65	1565.12	2080.82	1750.29	2335.96	
		36"(914mm)	84"(2134mm)	TCTP-3684-	■	S	V	■	4	\$ 1070.65	\$ 1571.89	\$ 1106.05	\$ 1607.29	\$ 2155.26	\$ 2788.29	\$ 2447.68	\$ 3168.57



TCTP-SNV



### Features

- Includes 1.18"(30mm) thick top, leg bases, adjustable glides or casters, and hardware.
- Standard table height is 29"(737mm).
- Laminate top with knife edge or 3mm edgeband edges or wood veneer top with 3mm wood edgeband or knife edge.
- Bases are painted steel.
- Casters:
  - Two locking and two non-locking casters.
  - Standard in black.
- Glides:
  - 0.625"(16mm) adjustment.
  - Standard in black.
- Casters and glides are not interchangeable.
- Depth and width shown in nominal dimensions.
- Ships unassembled.

### Specification Tips

- Edge choice allows a flat seam between tables.
- **Specifying a cutout does not automatically include a Power Ready base.**
- Factory installed cutout is available for:
  - Specify the (F) option for a Center, Single-Sided/4 outlet Flip Top Unit
  - Specify the (J) option for a Center, Single-Sided/6 outlet Flip Top Unit
- Power Ready Base:
  - Allows for cord management through one of the Post Extruded legs.
- **Powered leg location determined during installation.**
  - Casters and Glides:
    - Specify the (J) option for Casters on the Power Ready base (only available on 29"(737mm) high tables)
    - Specify the (K) option for Glides on the Power Ready base (available on 29"(737mm) high tables)
  - Flip Top Unit circuit breaker plug will not fit in the Power Ready Base opening.**
- **Power cord length determines the distance to building power source.**
- Separately specified:
  - Ganging Mechanism - Recommended for use with power between tables.
  - Horizontal and Vertical Wire Management
  - Power and Data Components
  - Accessories
- Refer to Specification Guide:
  - Accessory placement and compatibility.
  - Seating capacities and leg locations.
  - Information on electrical components compatible with factory cut opening.
  - Power Ready base cable capacity.
- Application may require approval of local authority having jurisdiction (AHJ); ensure compliance before placing orders and installation.

### To Order, Specify:

- 1) Product number, including:

#### ① Surface Option:

- L Laminate
- W Wood

#### ② Edge Option:

Laminate:

- J Edgeband
- F Knife

Wood:

- K Edgeband
- U Knife

#### ③ Cutout:

- N No Cutout
- F Center, Single-Sided/4 outlets, add \$45.84 list
- J Center, Single-Sided/6 outlets, add \$45.84 list

#### ④ Base and Wire Management Option:

Base - No Power:

- C Casters, add \$22.32 list (29" Height Only)
- G Glides

Base - Power Ready:

- J Casters, add \$22.32 list (29" Height Only)
- K Glides

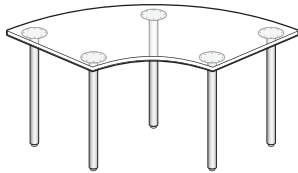
- 2) Laminate surface color or wood finish color.
- 3) Edgeband trim color (laminate only).
- 4) Base trim color.

**Note:** \$63.03 upcharge list for Metallic trim colors.

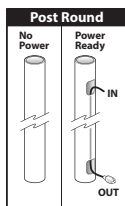
# Jive Table — Post Round Base

Crescent – Laminate or Wood

Depth	Width	Number	Laminate A		Laminate B		Wood Group A		Wood Group B				
			①	②	③	④	J	F	J	F	K	U	K
<b>Base — No Power — No Cutout</b>													
24"(610mm)	60"(1524mm)	TCBN-2460-	S	V	4	\$ 731.38	\$1059.99	\$ 740.82	\$1069.43	\$1072.74	\$1481.99	\$1167.78	\$1630.79
30"(762mm)	72"(1829mm)	TCBN-3072-	S	V	4	887.47	1298.19	908.71	1319.43	1567.90	2083.60	1753.07	2338.74
36"(914mm)	84"(2134mm)	TCBN-3684-	S	V	4	1073.43	1574.67	1108.83	1610.07	2158.04	2791.07	2450.46	3171.35
<b>Base — Power Ready — No Cutout</b>													
24"(610mm)	60"(1524mm)	TCBN-2460-	S	V	4	\$ 758.51	\$1087.12	\$ 767.95	\$1096.56	\$1099.87	\$1509.12	\$1194.91	\$1657.92
30"(762mm)	72"(1829mm)	TCBN-3072-	S	V	4	914.60	1325.32	935.84	1346.56	1595.03	2110.73	1780.20	2365.87
36"(914mm)	84"(2134mm)	TCBN-3684-	S	V	4	1100.56	1601.80	1135.96	1637.20	2185.17	2818.20	2477.59	3198.48



TCBN-SNV



## Features

- Includes 1.18"(30mm) thick top, leg bases, adjustable glides or casters, and hardware.
- Standard table height is 29"(737mm).
- Laminate top with knife edge or 3mm edgeband edges or wood veneer top with 3mm wood edgeband or knife edge.
- Bases are painted steel.
- Casters:
  - Three locking and three non-locking casters.
  - Standard in black.
- Glides:
  - 0.625"(16mm) adjustment.
  - Standard in black.
- Casters and glides are not interchangeable.
- Depth and width shown in nominal dimensions.
- Ships unassembled.

## Specification Tips

- Edge choice allows a flat seam between tables.
- Specifying a cutout does not automatically include a Power Ready base.**
- Factory installed cutout is available for:
  - Specify the (F) option for a Center, Single-Sided/4 outlet Flip Top Unit
  - Specify the (J) option for a Center, Single-Sided/6 outlet Flip Top Unit
- Power Ready Base:
  - Allows for cord management through one of the Post Extruded legs.
- Powered leg location determined during installation.**
  - Casters and Glides:
    - Specify the (J) option for Casters on the Power Ready base (only available on 29"(737mm) high tables)
    - Specify the (K) option for Glides on the Power Ready base (available on 29"(737mm) high tables)
  - Flip Top Unit circuit breaker plug will not fit in the Power Ready Base opening.**
- Power cord length determines the distance to building power source.**
- Separately specified:
  - Ganging Mechanism - Recommended for use with power between tables.
  - Horizontal and Vertical Wire Management
  - Power and Data Components
  - Accessories
- Refer to Specification Guide:
  - Accessory placement and compatibility.
  - Seating capacities and leg locations.
  - Information on electrical components compatible with factory cut opening.
  - Power Ready base cable capacity.
- Application may require approval of local authority having jurisdiction (AHJ); ensure compliance before placing orders and installation.

## To Order, Specify:

- Product number, including:

### ① Surface Option:

- L** Laminate
- W** Wood

### ② Edge Option:

Laminate:

- J** Edgeband
- F** Knife

Wood:

- K** Edgeband
- U** Knife

### ③ Cutout:

- N** No Cutout
- F** Center, Single-Sided/4 outlets, add **\$45.84** list
- J** Center, Single-Sided/6 outlets, add **\$45.84** list

### ④ Base and Wire Management Option:

Base - No Power:

- C** Casters, add **\$22.32** list (29" Height Only)
- G** Glides

Base - Power Ready:

- J** Casters, add **\$22.32** list (29" Height Only)
- K** Glides

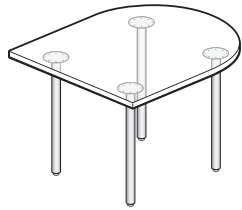
- Laminate surface color or wood finish color.
- Edgeband trim color (laminated only).
- Base trim color.

**Note:** **\$63.03** upcharge list for Metallic trim colors.

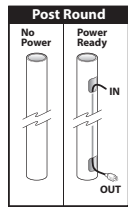
# Jive Table — Post Round Base

Half Racetrack – Laminate or Wood

Height	Depth	Width	Number	Laminate A		Laminate B		Wood Group A		Wood Group B				
				J	F	J	F	K	U	K	U			
<b>Base — No Power — No Cutout</b>														
29"(737mm)	42"(1067mm)	42"(1067mm)	TCHT-4242-	S	V	4	\$524.96	\$ 853.57	\$544.43	\$ 873.04	\$1130.84	\$1589.15	\$1294.73	\$1815.20
	48"(1219mm)	48"(1219mm)	TCHT-4848-	S	V	4	638.24	1005.73	666.56	1034.05	1490.72	2118.27	1719.68	2437.42
	54"(1372mm)	54"(1372mm)	TCHT-5454-	S	V	4	765.76	1172.13	804.11	1210.48	1895.96	2720.71	2198.09	3145.84
	60"(1524mm)	60"(1524mm)	TCHT-6060-	S	V	4	907.52	1352.77	957.08	1402.33	2346.56	3397.39	2729.96	3941.55
<b>Base — Power Ready — No Cutout</b>														
29"(737mm)	42"(1067mm)	42"(1067mm)	TCHT-4242-	S	V	4	\$552.09	\$ 880.70	\$571.56	\$ 900.17	\$1157.97	\$1616.28	\$1321.86	\$1842.33
	48"(1219mm)	48"(1219mm)	TCHT-4848-	S	V	4	665.37	1032.86	693.69	1061.18	1517.85	2145.40	1746.81	2464.55
	54"(1372mm)	54"(1372mm)	TCHT-5454-	S	V	4	792.89	1199.26	831.24	1237.61	1923.09	2747.84	2225.22	3172.97
	60"(1524mm)	60"(1524mm)	TCHT-6060-	S	V	4	934.65	1379.90	984.21	1429.46	2373.69	3424.52	2757.09	3968.68



TCHT



### Features

- Includes 1.18"(30mm) thick top, leg bases, adjustable glides or casters, and hardware.
- Standard table height is 29"(737mm).
- Laminate top with knife edge or 3mm edgeband edges or wood veneer top with 3mm wood edgeband or knife edge.
- Bases are painted steel.
- Casters:
  - Two locking and two non-locking casters.
  - Standard in black.
- Glides:
  - 0.625"(16mm) adjustment.
  - Standard in black.
- Casters and glides are not interchangeable.
- Depth and width shown in nominal dimensions.
- Ships unassembled.

### Specification Tips

- Edge choice allows a flat seam between tables.
- **Specifying a cutout does not automatically include a Power Ready base.**
- Factory installed cutout is available for:
  - Specify the (F) option for a Center, Single-Sided/4 outlet Flip Top Unit
  - Specify the (J) option for a Center, Single-Sided/6 outlet Flip Top Unit
  - Specify the (M) option for a Center, Double-Sided/8 outlet Flip Top Unit
  - Specify the (Q) option for a Center, Double-Sided/12 outlet Flip Top Unit
- Power Ready Base:
  - Allows for cord management through one of the Post Extruded legs.
- **Powered leg location determined during installation.**
  - Casters and Glides:
    - Specify the (J) option for Casters on the Power Ready base (only available on 29"(737mm) high tables)
    - Specify the (K) option for Glides on the Power Ready base (available on 29"(737mm) high tables)
  - Flip Top Unit circuit breaker plug will not fit in the Power Ready Base opening.**
- **Power cord length determines the distance to building power source.**
- Separately specified:
  - Ganging Mechanism - Recommended for use with power between tables.
  - Horizontal and Vertical Wire Management
  - Power and Data Components
  - Accessories
- Refer to Specification Guide:
  - Accessory placement and compatibility.
  - Seating capacities and leg locations.
  - Information on electrical components compatible with factory cut opening.
  - Power Ready base cable capacity.
- Application may require approval of local authority having jurisdiction (AHJ); ensure compliance before placing orders and installation.

### To Order, Specify:

1) Product number, including:

#### 1 Surface Option:

- L** Laminate
- W** Wood

#### 2 Edge Option:

Laminate:

- J** Edgeband
- F** Knife

Wood:

- K** Edgeband
- U** Knife

#### 3 Cutout:

- N** No Cutout
- F** Center, Single-Sided/4 outlets, add **\$45.84** list
- J** Center, Single-Sided/6 outlets, add **\$45.84** list
- M** Center, Double-Sided/8 outlets, add **\$45.84** list
- Q** Center, Double-Sided/12 outlets, add **\$45.84** list

#### 4 Base and Wire Management Option:

Base - No Power:

- C** Casters, add **\$22.32** list (29" Height Only)
- G** Glides

Base - Power Ready:

- J** Casters, add **\$22.32** list (29" Height Only)
- K** Glides

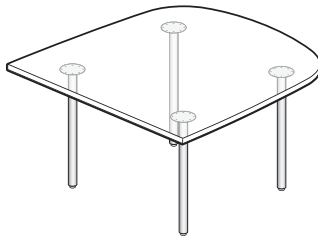
- 2) Laminate surface color or wood finish color.
- 3) Edgeband trim color (laminate only).
- 4) Base trim color.

**Note:** **\$63.03** upcharge list for Metallic trim colors.

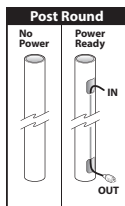
# Jive Table — Post Round Base

Half Pebble – Laminate or Wood

Height	Depth	Width	Number	Laminate A		Laminate B		Wood Group A		Wood Group B				
				J	F	J	F	K	U	K	U			
<b>Base — No Power — No Cutout</b>														
29"(737mm)	42"(1067mm)	42"(1067mm)	TCHP-4242-	S	V	4	\$524.96	\$ 853.57	\$544.43	\$ 873.04	\$1130.84	\$1589.15	\$1294.73	\$1815.20
	48"(1219mm)	48"(1219mm)	TCHP-4848-	S	V	4	638.24	1005.73	666.56	1034.05	1490.72	2118.27	1719.68	2437.42
	54"(1372mm)	54"(1372mm)	TCHP-5454-	S	V	4	765.76	1172.13	804.11	1210.48	1895.96	2720.71	2198.09	3145.84
	60"(1524mm)	60"(1524mm)	TCHP-6060-	S	V	4	907.52	1352.77	957.08	1402.33	2346.56	3397.39	2729.96	3941.55
<b>Base — Power Ready — No Cutout</b>														
29"(737mm)	42"(1067mm)	42"(1067mm)	TCHP-4242-	S	V	4	\$552.09	\$ 880.70	\$571.56	\$ 900.17	\$1157.97	\$1616.28	\$1321.86	\$1842.33
	48"(1219mm)	48"(1219mm)	TCHP-4848-	S	V	4	665.37	1032.86	693.69	1061.18	1517.85	2145.40	1746.81	2464.55
	54"(1372mm)	54"(1372mm)	TCHP-5454-	S	V	4	792.89	1199.26	831.24	1237.61	1923.09	2747.84	2225.22	3172.97
	60"(1524mm)	60"(1524mm)	TCHP-6060-	S	V	4	934.65	1379.90	984.21	1429.46	2373.69	3424.52	2757.09	3968.68



TCHP



## Features

- Includes 1.18"(30mm) thick top, leg bases, adjustable glides or casters, and hardware.
- Standard table height is 29"(737mm).
- Laminate top with knife edge or 3mm edgeband edges or wood veneer top with 3mm wood edgeband or knife edge.
- Bases are painted steel.
- Casters:
  - Two locking and two non-locking casters.
  - Standard in black.
- Glides:
  - 0.625"(16mm) adjustment.
  - Standard in black.
- Casters and glides are not interchangeable.
- Depth and width shown in nominal dimensions.
- Ships unassembled.

## Specification Tips

- Edge choice allows a flat seam between tables.
- Specifying a cutout does not automatically include a Power Ready base.**
- Factory installed cutout is available for:
  - Specify the (F) option for a Center, Single-Sided/4 outlet Flip Top Unit
  - Specify the (J) option for a Center, Single-Sided/6 outlet Flip Top Unit
  - Specify the (M) option for a Center, Double-Sided/8 outlet Flip Top Unit
  - Specify the (Q) option for a Center, Double-Sided/12 outlet Flip Top Unit
- Power Ready Base:
  - Allows for cord management through one of the Post Extruded legs.
- Powered leg location determined during installation.**
  - Casters and Glides:
    - Specify the (J) option for Casters on the Power Ready base (only available on 29"(737mm) high tables)
    - Specify the (K) option for Glides on the Power Ready base (available on 29"(737mm) high tables)
  - Flip Top Unit circuit breaker plug will not fit in the Power Ready Base opening.**
- Power cord length determines the distance to building power source.**
- Separately specified:
  - Ganging Mechanism - Recommended for use with power between tables.
  - Horizontal and Vertical Wire Management
  - Power and Data Components
  - Accessories
- Refer to Specification Guide:
  - Accessory placement and compatibility.
  - Seating capacities and leg locations.
  - Information on electrical components compatible with factory cut opening.
  - Power Ready base cable capacity.
- Application may require approval of local authority having jurisdiction (AHJ); ensure compliance before placing orders and installation.

## To Order, Specify:

- Product number, including:

### 1 Surface Option:

- L** Laminate
- W** Wood

### 2 Edge Option:

Laminate:

- J** Edgeband
- F** Knife

Wood:

- K** Edgeband
- U** Knife

### 3 Cutout:

- N** No Cutout
- F** Center, Single-Sided/4 outlets, add **\$45.84** list
- J** Center, Single-Sided/6 outlets, add **\$45.84** list
- M** Center, Double-Sided/8 outlets, add **\$45.84** list
- Q** Center, Double-Sided/12 outlets, add **\$45.84** list

### 4 Base and Wire Management Option:

Base - No Power:

- C** Casters, add **\$22.32** list (29" Height Only)

- G** Glides

Base - Power Ready:

- J** Casters, add **\$22.32** list (29" Height Only)

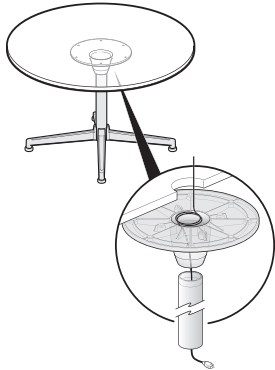
- K** Glides

- Laminate surface color or wood finish color.
- Edgeband trim color (laminate only).
- Base trim color.

**Note:** \$63.03 upcharge list for Metallic trim colors.

# Jive Table — X-Base

Round – Laminate or Wood



TCRN-SNXF (Base — Power Ready)



TCRN-SNX\_ (Base — No Power)

## Features

- Includes 1.18" (30mm) thick standard top, base, adjustable glides or casters and hardware.
- Standard table heights are 16" (406mm), 20" (508mm), 29" (737mm), 36" (914mm) and 42" (1067mm).
- Laminate top with knife edge or 3mm edgeband edges or wood veneer top with 3mm wood edgeband or knife edge.
- Casters:
  - Two locking and two non-locking casters.
  - Standard in black.
- Glides:
  - 0.625" (16mm) adjustment.
  - Standard in black.
- Casters and glides are not interchangeable.
- Ships unassembled.

## Specification Tips

- Base Sizes:
  - 24" (610mm) tops include 22" (559mm) X-Base
  - 30" (762mm) tops include 28" (711mm) X-Base
  - 36" (914mm) tops include 31" (787mm) X-Base
  - 42" (1067mm) tops include 37" (940mm) X-Base
  - 48" (1219mm) tops include 37" (940mm) X-Base
- **Specifying a cutout does not automatically include a Power Ready base.**
- Factory installed cutout is available for:
  - Specify the (R) option for a Centered, Flush Mount Power - Round
- Power Ready Base:
  - Allows for cord management through the X-Base.
  - Casters and Glides:
    - Specify the (J) option for Casters on the Power Ready base (available 29" (737mm), 36" (914mm), and 42" (1067mm) high tables)
    - Specify the (K) option for Glides on the Power Ready base (available 29" (737mm), 36" (914mm), and 42" (1067mm) high tables)
- **Power cord length determines the distance to building power source.**
- Separately specified:
  - Horizontal and Vertical Wire Management
  - Power and Data Components
  - Accessories
- Refer to Specification Guide:
  - Accessory placement and compatibility.
  - Seating capacities and base location.
  - Information on electrical components compatible with factory cut opening.
  - Power Ready base cable capacity.
- Application may require approval of local authority having jurisdiction (AHJ); ensure compliance before placing orders and installation.

## To Order, Specify:

1) Product number, including:

### 1 Surface Option:

- L** Laminate
- W** Wood

### 2 Edge Option:

Laminate:

- J** Edgeband
- F** Knife

Wood:

- K** Edgeband
- U** Knife

### 3 Cutout Option:

- N** No Cutout (No Power or Power Ready)
- R** 3" (76mm) Cutout (Power Ready base option only) add **\$45.84** list

### 4 Base and Wire Management Option:

Base — No Power:

- C** Casters, add **\$22.32** list
- G** Glides

Base — Power Ready:

- J** Casters, add **\$22.32** list
- K** Glides

### 5 Base Finish Option:

- A** Painted
- B** Polished, add **\$63.50** list

2) Laminate surface color or wood finish color.

3) Edgeband trim color (laminate only).

4) Base trim color.

**Note:** **\$63.03** upcharge list for Metallic trim colors.



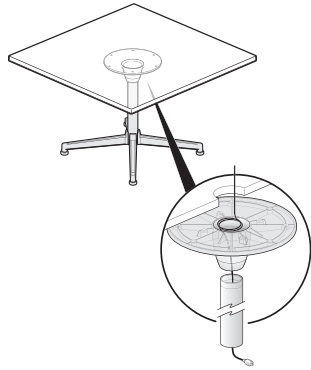
# Jive Table — X-Base

Round – Laminate or Wood

Height	Depth	Width	Number	① ② ③ ④ ⑤					Laminate A		Laminate B		Wood Group A		Wood Group B	
				J	F	J	F	K	U	K	U					
<b>Base — No Power</b>																
16"(406mm)	24"(610mm)	24"(610mm)	TCRN-2424-	■	■	■	■	■	\$ 646.62	\$ 858.59	\$ 735.12	\$ 947.09	\$1053.36	\$1170.96	\$1132.29	\$1256.56
	30"(762mm)	30"(762mm)	TCRN-3030-	■	■	■	■	■	717.18	968.03	810.99	1061.84	1277.16	1480.40	1396.86	1620.48
	36"(914mm)	36"(914mm)	TCRN-3636-	■	■	■	■	■	801.98	1091.71	902.28	1192.01	1546.32	1862.79	1714.89	2070.18
	42"(1067mm)	42"(1067mm)	TCRN-4242-	■	■	■	■	■	901.02	1229.63	1008.99	1337.60	1860.84	2319.15	2086.38	2606.85
	48"(1219mm)	48"(1219mm)	TCRN-4848-	■	■	■	■	■	1014.30	1381.79	1131.12	1498.61	2220.72	2848.27	2511.33	3229.07
20"(508mm)	24"(610mm)	24"(610mm)	TCRN-2424-	■	■	■	■	■	\$ 653.96	\$ 865.93	\$ 742.46	\$ 954.43	\$1060.70	\$1178.30	\$1139.63	\$1263.90
	30"(762mm)	30"(762mm)	TCRN-3030-	■	■	■	■	■	724.52	975.37	818.33	1069.18	1284.50	1487.74	1404.20	1627.82
	36"(914mm)	36"(914mm)	TCRN-3636-	■	■	■	■	■	809.32	1099.05	909.62	1199.35	1553.66	1870.13	1722.23	2077.52
	42"(1067mm)	42"(1067mm)	TCRN-4242-	■	■	■	■	■	908.36	1236.97	1016.33	1344.94	1868.18	2326.49	2093.72	2614.19
	48"(1219mm)	48"(1219mm)	TCRN-4848-	■	■	■	■	■	1021.64	1389.13	1138.46	1505.95	2228.06	2855.61	2518.67	3236.41
29"(737mm)	24"(610mm)	24"(610mm)	TCRN-2424-	■	■	■	■	■	\$ 675.84	\$ 887.81	\$ 764.34	\$ 976.31	\$1082.58	\$1200.18	\$1161.51	\$1285.78
	30"(762mm)	30"(762mm)	TCRN-3030-	■	■	■	■	■	746.40	997.25	840.21	1091.06	1306.38	1509.62	1426.08	1649.70
	36"(914mm)	36"(914mm)	TCRN-3636-	■	■	■	■	■	831.20	1120.93	931.50	1221.23	1575.54	1892.01	1744.11	2099.40
	42"(1067mm)	42"(1067mm)	TCRN-4242-	■	■	■	■	■	930.24	1258.85	1038.21	1366.82	1890.06	2348.37	2115.60	2636.07
	48"(1219mm)	48"(1219mm)	TCRN-4848-	■	■	■	■	■	1043.52	1411.01	1160.34	1527.83	2249.94	2877.49	2540.55	3258.29
36"(914mm)	24"(610mm)	24"(610mm)	TCRN-2424-	■	■	■	■	■	\$ 669.19	\$ 881.16	\$ 757.69	\$ 969.66	\$1075.93	\$1193.53	\$1154.86	\$1279.13
	30"(762mm)	30"(762mm)	TCRN-3030-	■	■	■	■	■	739.75	990.60	833.56	1084.41	1299.73	1502.97	1419.43	1643.05
	36"(914mm)	36"(914mm)	TCRN-3636-	■	■	■	■	■	824.55	1114.28	924.85	1214.58	1568.89	1885.36	1737.46	2092.75
	42"(1067mm)	42"(1067mm)	TCRN-4242-	■	■	■	■	■	923.59	1252.20	1031.56	1360.17	1883.41	2341.72	2108.95	2629.42
	48"(1219mm)	48"(1219mm)	TCRN-4848-	■	■	■	■	■	1036.87	1404.36	1153.69	1521.18	2243.29	2870.84	2533.90	3251.64
42"(1067mm)	24"(610mm)	24"(610mm)	TCRN-2424-	■	■	■	■	■	\$ 683.86	\$ 895.83	\$ 772.36	\$ 984.33	\$1090.60	\$1208.20	\$1169.53	\$1293.80
	30"(762mm)	30"(762mm)	TCRN-3030-	■	■	■	■	■	754.42	1005.27	848.23	1099.08	1314.40	1517.64	1434.10	1657.72
	36"(914mm)	36"(914mm)	TCRN-3636-	■	■	■	■	■	839.22	1128.95	939.52	1229.25	1583.56	1900.03	1752.13	2107.42
	42"(1067mm)	42"(1067mm)	TCRN-4242-	■	■	■	■	■	938.26	1266.87	1046.23	1374.84	1898.08	2356.39	2123.62	2644.09
	48"(1219mm)	48"(1219mm)	TCRN-4848-	■	■	■	■	■	1051.54	1419.03	1168.36	1535.85	2257.96	2885.51	2548.57	3266.31
<b>Base — Power Ready</b>																
16"(406mm)	24"(610mm)	24"(610mm)	TCRN-2424-	■	■	■	■	■	\$ 957.76	\$1169.73	\$1046.26	\$1258.23	\$1364.50	\$1482.10	\$1443.43	\$1567.70
	30"(762mm)	30"(762mm)	TCRN-3030-	■	■	■	■	■	1028.32	1279.17	1122.13	1372.98	1588.30	1791.54	1708.00	1931.62
	36"(914mm)	36"(914mm)	TCRN-3636-	■	■	■	■	■	1113.12	1402.85	1213.42	1503.15	1857.46	2173.93	2026.03	2381.32
	42"(1067mm)	42"(1067mm)	TCRN-4242-	■	■	■	■	■	1212.16	1540.77	1320.13	1648.74	2171.98	2630.29	2397.52	2917.99
	48"(1219mm)	48"(1219mm)	TCRN-4848-	■	■	■	■	■	1325.44	1692.93	1442.26	1809.75	2531.86	3159.41	2822.47	3540.21
20"(508mm)	24"(610mm)	24"(610mm)	TCRN-2424-	■	■	■	■	■	\$ 965.10	\$1177.07	\$1053.60	\$1265.57	\$1371.84	\$1489.44	\$1450.77	\$1575.04
	30"(762mm)	30"(762mm)	TCRN-3030-	■	■	■	■	■	1035.66	1286.51	1129.47	1380.32	1595.64	1798.88	1715.34	1938.96
	36"(914mm)	36"(914mm)	TCRN-3636-	■	■	■	■	■	1120.46	1410.19	1220.76	1510.49	1864.80	2181.27	2033.37	2388.66
	42"(1067mm)	42"(1067mm)	TCRN-4242-	■	■	■	■	■	1219.50	1548.11	1327.47	1656.08	2179.32	2637.63	2404.86	2925.33
	48"(1219mm)	48"(1219mm)	TCRN-4848-	■	■	■	■	■	1332.78	1700.27	1449.60	1817.09	2539.20	3166.75	2829.81	3547.55
29"(737mm)	24"(610mm)	24"(610mm)	TCRN-2424-	■	■	■	■	■	\$ 986.98	\$1198.95	\$1075.48	\$1287.45	\$1393.72	\$1511.32	\$1472.65	\$1596.92
	30"(762mm)	30"(762mm)	TCRN-3030-	■	■	■	■	■	1057.54	1308.39	1151.35	1402.20	1617.52	1820.76	1737.22	1960.84
	36"(914mm)	36"(914mm)	TCRN-3636-	■	■	■	■	■	1142.34	1432.07	1242.64	1532.37	1886.68	2203.15	2055.25	2410.54
	42"(1067mm)	42"(1067mm)	TCRN-4242-	■	■	■	■	■	1241.38	1569.99	1349.35	1677.96	2201.20	2659.51	2426.74	2947.21
	48"(1219mm)	48"(1219mm)	TCRN-4848-	■	■	■	■	■	1354.66	1722.15	1471.48	1838.97	2561.08	3188.63	2851.69	3569.43
36"(914mm)	24"(610mm)	24"(610mm)	TCRN-2424-	■	■	■	■	■	\$ 980.33	\$1192.30	\$1068.83	\$1280.80	\$1387.07	\$1504.67	\$1466.00	\$1590.27
	30"(762mm)	30"(762mm)	TCRN-3030-	■	■	■	■	■	1050.89	1301.74	1144.70	1395.55	1610.87	1814.11	1730.57	1954.19
	36"(914mm)	36"(914mm)	TCRN-3636-	■	■	■	■	■	1135.69	1425.42	1235.99	1525.72	1880.03	2196.50	2048.60	2403.89
	42"(1067mm)	42"(1067mm)	TCRN-4242-	■	■	■	■	■	1234.73	1563.34	1342.70	1671.31	2194.55	2652.86	2420.09	2940.56
	48"(1219mm)	48"(1219mm)	TCRN-4848-	■	■	■	■	■	1348.01	1715.50	1464.83	1832.32	2554.43	3181.98	2845.04	3562.78
42"(1067mm)	24"(610mm)	24"(610mm)	TCRN-2424-	■	■	■	■	■	\$ 995.00	\$1206.97	\$1083.50	\$1295.47	\$1401.74	\$1519.34	\$1480.67	\$1604.94
	30"(762mm)	30"(762mm)	TCRN-3030-	■	■	■	■	■	1065.56	1316.41	1159.37	1410.22	1625.54	1828.78	1745.24	1968.86
	36"(914mm)	36"(914mm)	TCRN-3636-	■	■	■	■	■	1150.36	1440.09	1250.66	1540.39	1894.70	2211.17	2063.27	2418.56
	42"(1067mm)	42"(1067mm)	TCRN-4242-	■	■	■	■	■	1249.40	1578.01	1357.37	1685.98	2209.22	2667.53	2434.76	2955.23
	48"(1219mm)	48"(1219mm)	TCRN-4848-	■	■	■	■	■	1362.68	1730.17	1479.50	1846.99	2569.10	3196.65	2859.71	3577.45

# Jive Table — X-Base

Square – Laminate or Wood



TCRQ-SNXF (Base - Power Ready)



TCRQ-SNX\_ (Base - No Power)

## Features

- Includes 1.18”(30mm) thick standard top, base, adjustable glides or casters and hardware.
- Standard table heights are 16”(406mm), 20”(508mm), 29”(737mm), 36”(914mm) and 42”(1067mm).
- Laminate top with knife edge or 3mm edgeband edges or wood veneer top with 3mm wood edgeband or knife edge.
- Casters:
  - Two locking and two non-locking casters.
  - Standard in black.
- Glides:
  - 0.625”(16mm) adjustment.
  - Standard in black.
- Casters and glides are not interchangeable.
- Ships unassembled.

## Specification Tips

- Edge choice allows a flat seam between tables.
- Base Sizes:
  - 24”(610mm) tops include 22”(559mm) X-Base
  - 30”(762mm) tops include 28”(711mm) X-Base
  - 36”(914mm) tops include 31”(787mm) X-Base
  - 42”(1067mm) tops include 37”(940mm) X-Base
  - 48”(1219mm) tops include 37”(940mm) X-Base
- **Specifying a cutout does not automatically include a Power Ready base.**
- Factory installed cutout is available for:
  - Specify the (R) option for a Centered, Flush Mount Power - Round
- Power Ready Base:
  - Allows for cord management through the X-Base.
  - Casters and Glides:
    - Specify the (J) option for Casters on the Power Ready base (available 29”(737mm), 36”(914mm), and 42”(1067mm) high tables)
    - Specify the (K) option for Glides on the Power Ready base (available 29”(737mm), 36”(914mm), and 42”(1067mm) high tables)
- **Power cord length determines the distance to building power source.**
- Separately specified:
  - Ganging Mechanism - Recommended for use with power between tables.
  - Horizontal and Vertical Wire Management
  - Power and Data Components
  - Accessories
- Refer to Specification Guide:
  - Accessory placement and compatibility.
  - Seating capacities and base location.
  - Information on electrical components compatible with factory cut opening.
  - Power Ready base cable capacity.
- Application may require approval of local authority having jurisdiction (AHJ); ensure compliance before placing orders and installation.

## To Order, Specify:

1) Product number, including:

### 1 Surface Option:

- L** Laminate
- W** Wood

### 2 Edge Option:

Laminate:

- J** Edgeband
- F** Knife

Wood:

- K** Edgeband
- U** Knife

### 3 Cutout Option:

- N** No Cutout (No Power or Power Ready)
- R** 3”(76mm) Cutout (Power Ready base option only) add **\$45.84** list

### 4 Base and Wire Management Option:

Base - No Power:

- C** Casters, add **\$22.32** list
- G** Glides

Base - Power Ready:

- J** Casters, add **\$22.32** list
- K** Glides

### 5 Base Finish Option:

- A** Painted
- B** Polished, add **\$63.50** list

- 2) Laminate surface color or wood finish color.
- 3) Edgeband trim color (laminated only).
- 4) Base trim color.

**Note:** **\$60.03** upcharge list for Metallic trim colors.

# Jive Table — X Base

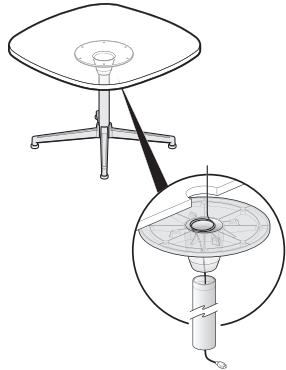
Square – Laminate or Wood

Height	Depth	Width	Number						Laminate A		Laminate B		Wood Group A		Wood Group B	
				1	2	3	4	5	J	F	J	F	K	U	K	U
<b>Base — No Power</b>																
16"(406mm)	24"(610mm)	24"(610mm)	TCRQ-2424-	■	■	■	■	■	\$ 646.62	\$ 858.59	\$ 735.12	\$ 947.09	\$1053.36	\$1170.96	\$1132.29	\$1256.56
	30"(762mm)	30"(762mm)	TCRQ-3030-	■	■	■	■	■	717.18	968.03	810.99	1061.84	1277.16	1480.40	1396.86	1620.48
	36"(914mm)	36"(914mm)	TCRQ-3636-	■	■	■	■	■	801.98	1091.71	902.28	1192.01	1546.32	1862.79	1714.89	2070.18
	42"(1067mm)	42"(1067mm)	TCRQ-4242-	■	■	■	■	■	901.02	1229.63	1008.99	1337.60	1860.84	2319.15	2086.38	2606.85
	48"(1219mm)	48"(1219mm)	TCRQ-4848-	■	■	■	■	■	1014.30	1381.79	1131.12	1498.61	2220.72	2848.27	2511.33	3229.07
20"(508mm)	24"(610mm)	24"(610mm)	TCRQ-2424-	■	■	■	■	■	\$ 653.96	\$ 865.93	\$ 742.46	\$ 954.43	\$1060.70	\$1178.30	\$1139.63	\$1263.90
	30"(762mm)	30"(762mm)	TCRQ-3030-	■	■	■	■	■	724.52	975.37	818.33	1069.18	1284.50	1487.74	1404.20	1627.82
	36"(914mm)	36"(914mm)	TCRQ-3636-	■	■	■	■	■	809.32	1099.05	909.62	1199.35	1553.66	1870.13	1722.23	2077.52
	42"(1067mm)	42"(1067mm)	TCRQ-4242-	■	■	■	■	■	908.36	1236.97	1016.33	1344.94	1868.18	2326.49	2093.72	2614.19
	48"(1219mm)	48"(1219mm)	TCRQ-4848-	■	■	■	■	■	1021.64	1389.13	1138.46	1505.95	2228.06	2855.61	2518.67	3236.41
29"(737mm)	24"(610mm)	24"(610mm)	TCRQ-2424-	■	■	■	■	4	\$ 675.84	\$ 887.81	\$ 764.34	\$ 976.31	\$1082.58	\$1200.18	\$1161.51	\$1285.78
	30"(762mm)	30"(762mm)	TCRQ-3030-	■	■	■	■	4	746.40	997.25	840.21	1091.06	1306.38	1509.62	1426.08	1649.70
	36"(914mm)	36"(914mm)	TCRQ-3636-	■	■	■	■	4	831.20	1120.93	931.50	1221.23	1575.54	1892.01	1744.11	2099.40
	42"(1067mm)	42"(1067mm)	TCRQ-4242-	■	■	■	■	4	930.24	1258.85	1038.21	1366.82	1890.06	2348.37	2115.60	2636.07
	48"(1219mm)	48"(1219mm)	TCRQ-4848-	■	■	■	■	4	1043.52	1411.01	1160.34	1527.83	2249.94	2877.49	2540.55	3258.29
36"(914mm)	24"(610mm)	24"(610mm)	TCRQ-2424-	■	■	■	■	6	\$ 669.19	\$ 881.16	\$ 757.69	\$ 969.66	\$1075.93	\$1193.53	\$1154.86	\$1279.13
	30"(762mm)	30"(762mm)	TCRQ-3030-	■	■	■	■	6	739.75	990.60	833.56	1084.41	1299.73	1502.97	1419.43	1643.05
	36"(914mm)	36"(914mm)	TCRQ-3636-	■	■	■	■	6	824.55	1114.28	924.85	1214.58	1568.89	1885.36	1737.46	2092.75
	42"(1067mm)	42"(1067mm)	TCRQ-4242-	■	■	■	■	6	923.59	1252.20	1031.56	1360.17	1883.41	2341.72	2108.95	2629.42
	48"(1219mm)	48"(1219mm)	TCRQ-4848-	■	■	■	■	6	1036.87	1404.36	1153.69	1521.18	2243.29	2870.84	2533.90	3251.64
42"(1067mm)	24"(610mm)	24"(610mm)	TCRQ-2424-	■	■	■	■	7	\$ 683.86	\$ 895.83	\$ 772.36	\$ 984.33	\$1090.60	\$1208.20	\$1169.53	\$1293.80
	30"(762mm)	30"(762mm)	TCRQ-3030-	■	■	■	■	7	754.42	1005.27	848.23	1099.08	1314.40	1517.64	1434.10	1657.72
	36"(914mm)	36"(914mm)	TCRQ-3636-	■	■	■	■	7	839.22	1128.95	939.52	1229.25	1583.56	1900.03	1752.13	2107.42
	42"(1067mm)	42"(1067mm)	TCRQ-4242-	■	■	■	■	7	938.26	1266.87	1046.23	1374.84	1898.08	2356.39	2123.62	2644.09
	48"(1219mm)	48"(1219mm)	TCRQ-4848-	■	■	■	■	7	1051.54	1419.03	1168.36	1535.85	2257.96	2885.51	2548.57	3266.31
<b>Base — Power Ready</b>																
16"(406mm)	24"(610mm)	24"(610mm)	TCRQ-2424-	■	■	S	■	XK1	\$ 957.76	\$1169.73	\$1046.26	\$1258.23	\$1364.50	\$1482.10	\$1443.43	\$1567.70
	30"(762mm)	30"(762mm)	TCRQ-3030-	■	■	S	■	XK1	1028.32	1279.17	1122.13	1372.98	1588.30	1791.54	1708.00	1931.62
	36"(914mm)	36"(914mm)	TCRQ-3636-	■	■	S	■	XK1	1113.12	1402.85	1213.42	1503.15	1857.46	2173.93	2026.03	2381.32
	42"(1067mm)	42"(1067mm)	TCRQ-4242-	■	■	S	■	XK1	1212.16	1540.77	1320.13	1648.74	2171.98	2630.29	2397.52	2917.99
	48"(1219mm)	48"(1219mm)	TCRQ-4848-	■	■	S	■	XK1	1325.44	1692.93	1442.26	1809.75	2531.86	3159.41	2822.47	3540.21
20"(508mm)	24"(610mm)	24"(610mm)	TCRQ-2424-	■	■	S	■	XK2	\$ 965.10	\$1177.07	\$1053.60	\$1265.57	\$1371.84	\$1489.44	\$1450.77	\$1575.04
	30"(762mm)	30"(762mm)	TCRQ-3030-	■	■	S	■	XK2	1035.66	1286.51	1129.47	1380.32	1595.64	1798.88	1715.34	1938.96
	36"(914mm)	36"(914mm)	TCRQ-3636-	■	■	S	■	XK2	1120.46	1410.19	1220.76	1510.49	1864.80	2181.27	2033.37	2388.66
	42"(1067mm)	42"(1067mm)	TCRQ-4242-	■	■	S	■	XK2	1219.50	1548.11	1327.47	1656.08	2179.32	2637.63	2404.86	2925.33
	48"(1219mm)	48"(1219mm)	TCRQ-4848-	■	■	S	■	XK2	1332.78	1700.27	1449.60	1817.09	2539.20	3166.75	2829.81	3547.55
29"(737mm)	24"(610mm)	24"(610mm)	TCRQ-2424-	■	■	S	■	X 4	\$ 986.98	\$1198.95	\$1075.48	\$1287.45	\$1393.72	\$1511.32	\$1472.65	\$1596.92
	30"(762mm)	30"(762mm)	TCRQ-3030-	■	■	S	■	X 4	1057.54	1308.39	1151.35	1402.20	1617.52	1820.76	1737.22	1960.84
	36"(914mm)	36"(914mm)	TCRQ-3636-	■	■	S	■	X 4	1142.34	1432.07	1242.64	1532.37	1886.68	2203.15	2055.25	2410.54
	42"(1067mm)	42"(1067mm)	TCRQ-4242-	■	■	S	■	X 4	1241.38	1569.99	1349.35	1677.96	2201.20	2659.51	2426.74	2947.21
	48"(1219mm)	48"(1219mm)	TCRQ-4848-	■	■	S	■	X 4	1354.66	1722.15	1471.48	1838.97	2561.08	3188.63	2851.69	3569.43
36"(914mm)	24"(610mm)	24"(610mm)	TCRQ-2424-	■	■	S	■	X 6	\$ 980.33	\$1192.30	\$1068.83	\$1280.80	\$1387.07	\$1504.67	\$1466.00	\$1590.27
	30"(762mm)	30"(762mm)	TCRQ-3030-	■	■	S	■	X 6	1050.89	1301.74	1144.70	1395.55	1610.87	1814.11	1730.57	1954.19
	36"(914mm)	36"(914mm)	TCRQ-3636-	■	■	S	■	X 6	1135.69	1425.42	1235.99	1525.72	1880.03	2196.50	2048.60	2403.89
	42"(1067mm)	42"(1067mm)	TCRQ-4242-	■	■	S	■	X 6	1234.73	1563.34	1342.70	1671.31	2194.55	2652.86	2420.09	2940.56
	48"(1219mm)	48"(1219mm)	TCRQ-4848-	■	■	S	■	X 6	1348.01	1715.50	1464.83	1832.32	2554.43	3181.98	2845.04	3562.78
42"(1067mm)	24"(610mm)	24"(610mm)	TCRQ-2424-	■	■	S	■	X 7	\$ 995.00	\$1206.97	\$1083.50	\$1295.47	\$1401.74	\$1519.34	\$1480.67	\$1604.94
	30"(762mm)	30"(762mm)	TCRQ-3030-	■	■	S	■	X 7	1065.56	1316.41	1159.37	1410.22	1625.54	1828.78	1745.24	1968.86
	36"(914mm)	36"(914mm)	TCRQ-3636-	■	■	S	■	X 7	1150.36	1440.09	1250.66	1540.39	1894.70	2211.17	2063.27	2418.56
	42"(1067mm)	42"(1067mm)	TCRQ-4242-	■	■	S	■	X 7	1249.40	1578.01	1357.37	1685.98	2209.22	2667.53	2434.76	2955.23
	48"(1219mm)	48"(1219mm)	TCRQ-4848-	■	■	S	■	X 7	1362.68	1730.17	1479.50	1846.99	2569.10	3196.65	2859.71	3577.45



# Jive Table — X-Base

Pebble – Laminate or Wood



TCRP-SNXF (Base — Power Ready)



TCRP-SNX\_ (Base — No Power)

## Features

- Includes 1.18”(30mm) thick standard top, base, adjustable glides or casters and hardware.
- Standard table heights are 16”(406mm), 20”(508mm), 29”(737mm), 36”(914mm) and 42”(1067mm).
- Laminate top with knife edge or 3mm edgeband edges or wood veneer top with 3mm wood edgeband or knife edge.
- Casters:
  - Two locking and two non-locking casters.
  - Standard in black.
- Glides:
  - 0.625”(16mm) adjustment.
  - Standard in black.
- Casters and glides are not interchangeable.
- Ships unassembled.

## Specification Tips

- Base Sizes:
  - 24”(610mm) tops include 22”(559mm) X-Base
  - 30”(762mm) tops include 28”(711mm) X-Base
  - 36”(914mm) tops include 31”(787mm) X-Base
  - 42”(1067mm) tops include 37”(940mm) X-Base
  - 48”(1219mm) tops include 37”(940mm) X-Base
- **Specifying a cutout does not automatically include a Power Ready base.**
- Factory installed cutout is available for:
  - Specify the (R) option for a Centered, Flush Mount Power - Round
- Power Ready Base:
  - Allows for cord management through the X-Base.
  - Casters and Glides:
    - Specify the (J) option for Casters on the Power Ready base (available 29”(737mm), 36”(914mm), and 42”(1067mm) high tables)
    - Specify the (K) option for Glides on the Power Ready base (available 29”(737mm), 36”(914mm), and 42”(1067mm) high tables)
- **Power cord length determines the distance to building power source.**
- Separately specified:
  - Horizontal and Vertical Wire Management
  - Power and Data Components
  - Accessories
- Refer to Specification Guide:
  - Accessory placement and compatibility.
  - Seating capacities and base location.
  - Information on electrical components compatible with factory cut opening.
  - Power Ready base cable capacity.
- Application may require approval of local authority having jurisdiction (AHJ); ensure compliance before placing orders and installation.

## To Order, Specify:

1) Product number, including:

### 1 Surface Option:

- L** Laminate
- W** Wood

### 2 Edge Option:

Laminate:

- J** Edgeband
- F** Knife

Wood:

- K** Edgeband
- U** Knife

### 3 Cutout Option:

- N** No Cutout (No Power or Power Ready)
- R** 3”(76mm) Cutout (Power Ready base option only) add **\$45.84** list

### 4 Base and Wire Management Option:

Base — No Power:

- C** Casters, add **\$22.32** list
- G** Glides

Base — Power Ready:

- J** Casters, add **\$22.32** list
- K** Glides

### 5 Base Finish Option:

- A** Painted
- B** Polished, add **\$63.50** list

2) Laminate surface color or wood finish color.

3) Edgeband trim color (laminated only).

4) Base trim color.

**Note:** **\$60.03** upcharge list for Metallic trim colors.

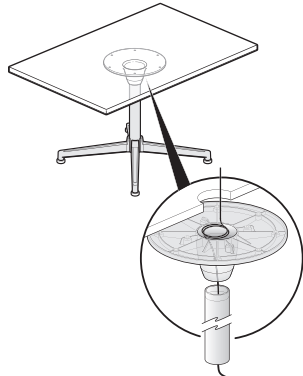
# Jive Table — X-Base

Pebble – Laminate or Wood

Height	Depth	Width	Number	① ② ③ ④ ⑤					Laminate A		Laminate B		Wood Group A		Wood Group B	
				J	F	J	F	K	U	K	U					
<b>Base — No Power</b>																
16"(406mm)	24"(610mm)	24"(610mm)	TCRP-2424-	■ ■	SNXG1				\$ 646.62	\$ 858.59	\$ 735.12	\$ 947.09	\$1053.36	\$1170.96	\$1132.29	\$1256.56
	30"(762mm)	30"(762mm)	TCRP-3030-	■ ■	SNXG1				717.18	968.03	810.99	1061.84	1277.16	1480.40	1396.86	1620.48
	36"(914mm)	36"(914mm)	TCRP-3636-	■ ■	SNXG1				801.98	1091.71	902.28	1192.01	1546.32	1862.79	1714.89	2070.18
	42"(1067mm)	42"(1067mm)	TCRP-4242-	■ ■	SNXG1				901.02	1229.63	1008.99	1337.60	1860.84	2319.15	2086.38	2606.85
	48"(1219mm)	48"(1219mm)	TCRP-4848-	■ ■	SNXG1				1014.30	1381.79	1131.12	1498.61	2220.72	2848.27	2511.33	3229.07
20"(508mm)	24"(610mm)	24"(610mm)	TCRP-2424-	■ ■	SNXG2				\$ 653.96	\$ 865.93	\$ 742.46	\$ 954.43	\$1060.70	\$1178.30	\$1139.63	\$1263.90
	30"(762mm)	30"(762mm)	TCRP-3030-	■ ■	SNXG2				724.52	975.37	818.33	1069.18	1284.50	1487.74	1404.20	1627.82
	36"(914mm)	36"(914mm)	TCRP-3636-	■ ■	SNXG2				809.32	1099.05	909.62	1199.35	1553.66	1870.13	1722.23	2077.52
	42"(1067mm)	42"(1067mm)	TCRP-4242-	■ ■	SNXG2				908.36	1236.97	1016.33	1344.94	1868.18	2326.49	2093.72	2614.19
	48"(1219mm)	48"(1219mm)	TCRP-4848-	■ ■	SNXG2				1021.64	1389.13	1138.46	1505.95	2228.06	2855.61	2518.67	3236.41
29"(737mm)	24"(610mm)	24"(610mm)	TCRP-2424-	■ ■	SNX	4			\$ 675.84	\$ 887.81	\$ 764.34	\$ 976.31	\$1082.58	\$1200.18	\$1161.51	\$1285.78
	30"(762mm)	30"(762mm)	TCRP-3030-	■ ■	SNX	4			746.40	997.25	840.21	1091.06	1306.38	1509.62	1426.08	1649.70
	36"(914mm)	36"(914mm)	TCRP-3636-	■ ■	SNX	4			831.20	1120.93	931.50	1221.23	1575.54	1892.01	1744.11	2099.40
	42"(1067mm)	42"(1067mm)	TCRP-4242-	■ ■	SNX	4			930.24	1258.85	1038.21	1366.82	1890.06	2348.37	2115.60	2636.07
	48"(1219mm)	48"(1219mm)	TCRP-4848-	■ ■	SNX	4			1043.52	1411.01	1160.34	1527.83	2249.94	2877.49	2540.55	3258.29
36"(914mm)	24"(610mm)	24"(610mm)	TCRP-2424-	■ ■	SNX	6			\$ 669.19	\$ 881.16	\$ 757.69	\$ 969.66	\$1075.93	\$1193.53	\$1154.86	\$1279.13
	30"(762mm)	30"(762mm)	TCRP-3030-	■ ■	SNX	6			739.75	990.60	833.56	1084.41	1299.73	1502.97	1419.43	1643.05
	36"(914mm)	36"(914mm)	TCRP-3636-	■ ■	SNX	6			824.55	1114.28	924.85	1214.58	1568.89	1885.36	1737.46	2092.75
	42"(1067mm)	42"(1067mm)	TCRP-4242-	■ ■	SNX	6			923.59	1252.20	1031.56	1360.17	1883.41	2341.72	2108.95	2629.42
	48"(1219mm)	48"(1219mm)	TCRP-4848-	■ ■	SNX	6			1036.87	1404.36	1153.69	1521.18	2243.29	2870.84	2533.90	3251.64
42"(1067mm)	24"(610mm)	24"(610mm)	TCRP-2424-	■ ■	SNX	7			\$ 683.86	\$ 895.83	\$ 772.36	\$ 984.33	\$1090.60	\$1208.20	\$1169.53	\$1293.80
	30"(762mm)	30"(762mm)	TCRP-3030-	■ ■	SNX	7			754.42	1005.27	848.23	1099.08	1314.40	1517.64	1434.10	1657.72
	36"(914mm)	36"(914mm)	TCRP-3636-	■ ■	SNX	7			839.22	1128.95	939.52	1229.25	1583.56	1900.03	1752.13	2107.42
	42"(1067mm)	42"(1067mm)	TCRP-4242-	■ ■	SNX	7			938.26	1266.87	1046.23	1374.84	1898.08	2356.39	2123.62	2644.09
	48"(1219mm)	48"(1219mm)	TCRP-4848-	■ ■	SNX	7			1051.54	1419.03	1168.36	1535.85	2257.96	2885.51	2548.57	3266.31
<b>Base — Power Ready</b>																
16"(406mm)	24"(610mm)	24"(610mm)	TCRP-2424-	■ ■	S	XK1			\$ 957.76	\$1169.73	\$1046.26	\$1258.23	\$1364.50	\$1482.10	\$1443.43	\$1567.70
	30"(762mm)	30"(762mm)	TCRP-3030-	■ ■	S	XK1			1028.32	1279.17	1122.13	1372.98	1588.30	1791.54	1708.00	1931.62
	36"(914mm)	36"(914mm)	TCRP-3636-	■ ■	S	XK1			1113.12	1402.85	1213.42	1503.15	1857.46	2173.93	2026.03	2381.32
	42"(1067mm)	42"(1067mm)	TCRP-4242-	■ ■	S	XK1			1212.16	1540.77	1320.13	1648.74	2171.98	2630.29	2397.52	2917.99
	48"(1219mm)	48"(1219mm)	TCRP-4848-	■ ■	S	XK1			1325.44	1692.93	1442.26	1809.75	2531.86	3159.41	2822.47	3540.21
20"(508mm)	24"(610mm)	24"(610mm)	TCRP-2424-	■ ■	S	XK2			\$ 965.10	\$1177.07	\$1053.60	\$1265.57	\$1371.84	\$1489.44	\$1450.77	\$1575.04
	30"(762mm)	30"(762mm)	TCRP-3030-	■ ■	S	XK2			1035.66	1286.51	1129.47	1380.32	1595.64	1798.88	1715.34	1938.96
	36"(914mm)	36"(914mm)	TCRP-3636-	■ ■	S	XK2			1120.46	1410.19	1220.76	1510.49	1864.80	2181.27	2033.37	2388.66
	42"(1067mm)	42"(1067mm)	TCRP-4242-	■ ■	S	XK2			1219.50	1548.11	1327.47	1656.08	2179.32	2637.63	2404.86	2925.33
	48"(1219mm)	48"(1219mm)	TCRP-4848-	■ ■	S	XK2			1332.78	1700.27	1449.60	1817.09	2539.20	3166.75	2829.81	3547.55
29"(737mm)	24"(610mm)	24"(610mm)	TCRP-2424-	■ ■	S	X	4		\$ 986.98	\$1198.95	\$1075.48	\$1287.45	\$1393.72	\$1511.32	\$1472.65	\$1596.92
	30"(762mm)	30"(762mm)	TCRP-3030-	■ ■	S	X	4		1057.54	1308.39	1151.35	1402.20	1617.52	1820.76	1737.22	1960.84
	36"(914mm)	36"(914mm)	TCRP-3636-	■ ■	S	X	4		1142.34	1432.07	1242.64	1532.37	1886.68	2203.15	2055.25	2410.54
	42"(1067mm)	42"(1067mm)	TCRP-4242-	■ ■	S	X	4		1241.38	1569.99	1349.35	1677.96	2201.20	2659.51	2426.74	2947.21
	48"(1219mm)	48"(1219mm)	TCRP-4848-	■ ■	S	X	4		1354.66	1722.15	1471.48	1838.97	2561.08	3188.63	2851.69	3569.43
36"(914mm)	24"(610mm)	24"(610mm)	TCRP-2424-	■ ■	S	X	6		\$ 980.33	\$1192.30	\$1068.83	\$1280.80	\$1387.07	\$1504.67	\$1466.00	\$1590.27
	30"(762mm)	30"(762mm)	TCRP-3030-	■ ■	S	X	6		1050.89	1301.74	1144.70	1395.55	1610.87	1814.11	1730.57	1954.19
	36"(914mm)	36"(914mm)	TCRP-3636-	■ ■	S	X	6		1135.69	1425.42	1235.99	1525.72	1880.03	2196.50	2048.60	2403.89
	42"(1067mm)	42"(1067mm)	TCRP-4242-	■ ■	S	X	6		1234.73	1563.34	1342.70	1671.31	2194.55	2652.86	2420.09	2940.56
	48"(1219mm)	48"(1219mm)	TCRP-4848-	■ ■	S	X	6		1348.01	1715.50	1464.83	1832.32	2554.43	3181.98	2845.04	3562.78
42"(1067mm)	24"(610mm)	24"(610mm)	TCRP-2424-	■ ■	S	X	7		\$ 995.00	\$1206.97	\$1083.50	\$1295.47	\$1401.74	\$1519.34	\$1480.67	\$1604.94
	30"(762mm)	30"(762mm)	TCRP-3030-	■ ■	S	X	7		1065.56	1316.41	1159.37	1410.22	1625.54	1828.78	1745.24	1968.86
	36"(914mm)	36"(914mm)	TCRP-3636-	■ ■	S	X	7		1150.36	1440.09	1250.66	1540.39	1894.70	2211.17	2063.27	2418.56
	42"(1067mm)	42"(1067mm)	TCRP-4242-	■ ■	S	X	7		1249.40	1578.01	1357.37	1685.98	2209.22	2667.53	2434.76	2955.23
	48"(1219mm)	48"(1219mm)	TCRP-4848-	■ ■	S	X	7		1362.68	1730.17	1479.50	1846.99	2569.10	3196.65	2859.71	3577.45

# Jive Table — X-Base

Rectangle – Laminate or Wood



TCRA-SNXF (Base — Power Ready)



TCRA-SNX\_ (Base — No Power)

## Features

- Includes 1.18”(30mm) thick standard top, base, adjustable glides or casters and hardware.
- Standard table heights are 16”(406mm), 20”(508mm), 29”(737mm), 36”(914mm) and 42”(1067mm).
- Laminate top with knife edge or 3mm edgeband edges or wood veneer top with 3mm wood edgeband or knife edge.
- Casters:
  - Two locking and two non-locking casters.
  - Standard in black.
- Glides:
  - 0.625”(16mm) adjustment.
  - Standard in black.
- Casters and glides are not interchangeable.
- Ships unassembled.

## Specification Tips

- Base Sizes:
  - 24”(610mm) tops include 22”(559mm) X-Base
  - 30”(762mm) tops include 28”(711mm) X-Base
  - 36”(914mm) tops include 31”(787mm) X-Base
  - 42”(1067mm) tops include 37”(940mm) X-Base
  - 48”(1219mm) tops include 37”(940mm) X-Base
- **Specifying a cutout does not automatically include a Power Ready base.**
- Factory installed cutout is available for:
  - Specify the (R) option for a Centered, Flush Mount Power - Round
- Power Ready Base:
  - Allows for cord management through the X-Base.
  - Casters and Glides:
    - Specify the (J) option for Casters on the Power Ready base (available 29”(737mm), 36”(914mm), and 42”(1067mm) high tables)
    - Specify the (K) option for Glides on the Power Ready base (available 29”(737mm), 36”(914mm), and 42”(1067mm) high tables)
- **Power cord length determines the distance to building power source.**
- Separately specified:
  - Horizontal and Vertical Wire Management
  - Power and Data Components
  - Accessories
- Refer to Specification Guide:
  - Accessory placement and compatibility.
  - Seating capacities and base location.
  - Information on electrical components compatible with factory cut opening.
  - Power Ready base cable capacity.
- Application may require approval of local authority having jurisdiction (AHJ); ensure compliance before placing orders and installation.

## To Order, Specify:

1) Product number, including:

### 1 Surface Option:

- L** Laminate
- W** Wood

### 2 Edge Option:

Laminate:

- J** Edgeband
- F** Knife

Wood:

- K** Edgeband
- U** Knife

### 3 Cutout Option:

- N** No Cutout (No Power or Power Ready)
- R** 3”(76mm) Cutout (Power Ready base option only) add **\$45.84** list

### 4 Base and Wire Management Option:

Base — No Power:

- C** Casters, add **\$22.32** list
- G** Glides

Base — Power Ready:

- J** Casters, add **\$22.32** list
- K** Glides

### 5 Base Finish Option:

- A** Painted
- B** Polished, add **\$63.50** list

2) Laminate surface color or wood finish color.

3) Edgeband trim color (laminate only).

4) Base trim color.

**Note:** **\$63.03** upcharge list for Metallic trim colors.

# Jive Table — X Base

Rectangle – Laminate or Wood

Height	Depth	Width	Number	① ② ③ ④ ⑤					Laminate A		Laminate B		Wood Group A		Wood Group B	
				J	F	J	F	K	U	K	U					
<b>Base — No Power</b>																
16"(406mm)	24"(610mm)	30"(762mm)	TCRA-2430-	SNXG1					\$ 662.45	\$ 862.37	\$ 757.44	\$ 957.36	\$1236.26	\$1478.69	\$1358.40	\$1629.17
		36"(914mm)	TCRA-2436-	SNXG1					694.75	917.61	792.10	1014.96	1338.59	1610.75	1479.48	1784.51
	30"(762mm)	36"(914mm)	TCRA-3036-	SNXG1					740.25	979.74	841.14	1080.63	1483.09	1776.83	1650.13	1980.02
		42"(1067mm)	TCRA-3042-	SNXG1					780.02	1044.56	883.86	1148.40	1609.17	1935.36	1799.24	2166.53
20"(508mm)	24"(610mm)	30"(762mm)	TCRA-2430-	SNXG2					\$ 669.79	\$ 869.71	\$ 764.78	\$ 964.70	\$1243.60	\$1486.03	\$1365.74	\$1636.51
		36"(914mm)	TCRA-2436-	SNXG2					702.09	924.95	799.44	1022.30	1345.93	1618.09	1486.82	1791.85
	30"(762mm)	36"(914mm)	TCRA-3036-	SNXG2					747.59	987.08	848.48	1087.97	1490.43	1784.17	1657.47	1987.36
		42"(1067mm)	TCRA-3042-	SNXG2					787.36	1051.90	891.20	1155.74	1616.51	1942.70	1806.58	2173.87
29"(737mm)	24"(610mm)	30"(762mm)	TCRA-2430-	SNX	4				\$ 691.67	\$ 891.59	\$ 786.66	\$ 986.58	\$1265.48	\$1507.91	\$1387.62	\$1658.39
		36"(914mm)	TCRA-2436-	SNX	4				723.97	946.83	821.32	1044.18	1367.81	1639.97	1508.70	1813.73
	30"(762mm)	36"(914mm)	TCRA-3036-	SNX	4				769.47	1008.96	870.36	1109.85	1512.31	1806.05	1679.35	2009.24
		42"(1067mm)	TCRA-3042-	SNX	4				809.24	1073.78	913.08	1177.62	1638.39	1964.58	1828.46	2195.75
36"(914mm)	24"(610mm)	30"(762mm)	TCRA-2430-	SNX	6				\$ 685.02	\$ 884.94	\$ 780.01	\$ 979.93	\$1258.83	\$1501.26	\$1380.97	\$1651.74
		36"(914mm)	TCRA-2436-	SNX	6				717.32	940.18	814.67	1037.53	1361.16	1633.32	1502.05	1807.08
	30"(762mm)	36"(914mm)	TCRA-3036-	SNX	6				762.82	1002.31	863.71	1103.20	1505.66	1799.40	1672.70	2002.59
		42"(1067mm)	TCRA-3042-	SNX	6				802.59	1067.13	906.43	1170.97	1631.74	1957.93	1821.81	2189.10
42"(1067mm)	24"(610mm)	30"(762mm)	TCRA-2430-	SNX	7				\$ 699.69	\$ 899.61	\$ 794.68	\$ 994.60	\$1273.50	\$1515.93	\$1395.64	\$1666.41
		36"(914mm)	TCRA-2436-	SNX	7				731.99	954.85	829.34	1052.20	1375.83	1647.99	1516.72	1821.75
	30"(762mm)	36"(914mm)	TCRA-3036-	SNX	7				777.49	1016.98	878.38	1117.87	1520.33	1814.07	1687.37	2017.26
		42"(1067mm)	TCRA-3042-	SNX	7				817.26	1081.80	921.10	1185.64	1646.41	1972.60	1836.48	2203.77
<b>Base — Power Ready</b>																
16"(406mm)	24"(610mm)	30"(762mm)	TCRA-2430-	S	XK1				\$ 973.59	\$1173.51	\$1068.58	\$1268.50	\$1547.40	\$1789.83	\$1669.54	\$1940.31
		36"(914mm)	TCRA-2436-	S	XK1				1005.89	1228.75	1103.24	1326.10	1649.73	1921.89	1790.62	2095.65
	30"(762mm)	36"(914mm)	TCRA-3036-	S	XK1				1051.39	1290.88	1152.28	1391.77	1794.23	2087.97	1961.27	2291.16
		42"(1067mm)	TCRA-3042-	S	XK1				1091.16	1355.70	1195.00	1459.54	1920.31	2246.50	2110.38	2477.67
20"(508mm)	24"(610mm)	30"(762mm)	TCRA-2430-	S	XK2				\$ 980.93	\$1180.85	\$1075.92	\$1275.84	\$1554.74	\$1797.17	\$1676.88	\$1947.65
		36"(914mm)	TCRA-2436-	S	XK2				1013.23	1236.09	1110.58	1333.44	1657.07	1929.23	1797.96	2102.99
	30"(762mm)	36"(914mm)	TCRA-3036-	S	XK2				1058.73	1298.22	1159.62	1399.11	1801.57	2095.31	1968.61	2298.50
		42"(1067mm)	TCRA-3042-	S	XK2				1098.50	1363.04	1202.34	1466.88	1927.65	2253.84	2117.72	2485.01
29"(737mm)	24"(610mm)	30"(762mm)	TCRA-2430-	S	X	4			\$1002.81	\$1202.73	\$1097.80	\$1297.72	\$1576.62	\$1819.05	\$1698.76	\$1969.53
		36"(914mm)	TCRA-2436-	S	X	4			1035.11	1257.97	1132.46	1355.32	1678.95	1951.11	1819.84	2124.87
	30"(762mm)	36"(914mm)	TCRA-3036-	S	X	4			1080.61	1320.10	1181.50	1420.99	1823.45	2117.19	1990.49	2320.38
		42"(1067mm)	TCRA-3042-	S	X	4			1120.38	1384.92	1224.22	1488.76	1949.53	2275.72	2139.60	2506.89
36"(914mm)	24"(610mm)	30"(762mm)	TCRA-2430-	S	X	6			\$ 996.16	\$1196.08	\$1091.15	\$1291.07	\$1569.97	\$1812.40	\$1692.11	\$1962.88
		36"(914mm)	TCRA-2436-	S	X	6			1028.46	1251.32	1125.81	1348.67	1672.30	1944.46	1813.19	2118.22
	30"(762mm)	36"(914mm)	TCRA-3036-	S	X	6			1073.96	1313.45	1174.85	1414.34	1816.80	2110.54	1983.84	2313.73
		42"(1067mm)	TCRA-3042-	S	X	6			1113.73	1378.27	1217.57	1482.11	1942.88	2269.07	2132.95	2500.24
42"(1067mm)	24"(610mm)	30"(762mm)	TCRA-2430-	S	X	7			\$1010.83	\$1210.75	\$1105.82	\$1305.74	\$1584.64	\$1827.07	\$1706.78	\$1977.55
		36"(914mm)	TCRA-2436-	S	X	7			1043.13	1265.99	1140.48	1363.34	1686.97	1959.13	1827.86	2132.89
	30"(762mm)	36"(914mm)	TCRA-3036-	S	X	7			1088.63	1328.12	1189.52	1429.01	1831.47	2125.21	1998.51	2328.40
		42"(1067mm)	TCRA-3042-	S	X	7			1128.40	1392.94	1232.24	1496.78	1957.55	2283.74	2147.62	2514.91

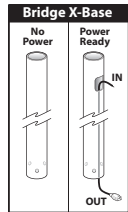
# Jive Table — Bridge Base

Round – Laminate or Wood

No. of Columns	Height	Depth	Width	Number	①	②	③	④	Laminate A		Laminate B		Wood Group A		Wood Group B	
									J	F	J	F	K	U	K	U
<b>Base — No Power — No Cutout</b>																
4	20"(508mm)	48"(1219mm)	48"(1219mm)	TCRN-4848-	■	S	GG2	■	\$1598.51	\$1966.00	\$1598.51	\$1966.00	\$2804.93	\$3432.48	\$3095.54	\$3813.28
4		54"(1372mm)	54"(1372mm)	TCRN-5454-	■	S	GG2	■	1726.03	2132.40	1726.03	2132.40	3210.17	4034.92	3573.95	4521.70
4		60"(1524mm)	60"(1524mm)	TCRN-6060-	■	S	GG2	■	1867.79	2313.04	1867.79	2313.04	3660.77	4711.60	4105.82	5317.41
4	29"(737mm)	48"(1219mm)	48"(1219mm)	TCRN-4848-	■	S	GG4	■	\$1635.18	\$2002.67	\$1752.00	\$2119.49	\$2841.60	\$3469.15	\$3132.21	\$3849.95
4		54"(1372mm)	54"(1372mm)	TCRN-5454-	■	S	GG4	■	1762.70	2169.07	1762.70	2169.07	3246.84	4071.59	3610.62	4558.37
4		60"(1524mm)	60"(1524mm)	TCRN-6060-	■	S	GG4	■	1904.46	2349.71	1904.46	2349.71	3697.44	4748.27	4142.49	5354.08
<b>Base — Power Ready — No Cutout</b>																
4	20"(508mm)	48"(1219mm)	48"(1219mm)	TCRN-4848-	■	S	GK2	■	\$1625.64	\$1993.13	\$1625.64	\$1993.13	\$2832.06	\$3459.61	\$3122.67	\$3840.41
4		54"(1372mm)	54"(1372mm)	TCRN-5454-	■	S	GK2	■	1753.16	2159.53	1753.16	2159.53	3237.30	4062.05	3601.08	4548.83
4		60"(1524mm)	60"(1524mm)	TCRN-6060-	■	S	GK2	■	1894.92	2340.17	1894.92	2340.17	3687.90	4738.73	4132.95	5344.54
4	29"(737mm)	48"(1219mm)	48"(1219mm)	TCRN-4848-	■	S	GK4	■	\$1662.31	\$2029.80	\$1779.13	\$2146.62	\$2868.73	\$3496.28	\$3159.34	\$3877.08
4		54"(1372mm)	54"(1372mm)	TCRN-5454-	■	S	GK4	■	1789.83	2196.20	1789.83	2196.20	3273.97	4098.72	3637.75	4585.50
4		60"(1524mm)	60"(1524mm)	TCRN-6060-	■	S	GK4	■	1931.59	2376.84	1931.59	2376.84	3724.57	4775.40	4169.62	5381.21



TCRN-SNG



### Features

- Includes 1.18"(30mm) thick standard top, base, adjustable glides and hardware.
- Standard table heights are 20"(508mm) and 29"(737mm).
- Laminate top with knife edge or 3mm edgeband edges or wood veneer top with 3mm wood edgeband or knife edge.
- Glides:
  - 0.625"(16mm) adjustment.
  - Standard is black.
- Ships unassembled.

### Specification Tips

- **Specifying a cutout does not automatically include a Power Ready base.**
- Factory installed cutout is available for:
  - Specify the (F) option for a Center, Single-Sided/4 outlet Flip Top Unit
  - Specify the (J) option for a Center, Single-Sided/6 outlet Flip Top Unit
  - Specify the (M) option for a Center, Double-Sided/8 outlet Flip Top Unit
- Power Ready Base:
  - Allows for cord management through one of the Bridge Base columns. **Powered leg location determined during installation.**
  - Available with Glides only.
  - Flip Top Unit circuit breaker plug will not fit in the Power Ready Base opening.**
- **Power cord length determines the distance to building power source.**
- Separately specified:
  - Horizontal and Vertical Wire Management
  - Power and Data Components
  - Accessories
- Refer to Specification Guide:
  - Accessory placement and compatibility.
  - Seating capacities and leg locations.
  - Information on electrical components compatible with factory cut opening.
  - Power Ready base cable capacity.
- Application may require approval of local authority having jurisdiction (AHJ); ensure compliance before placing orders and installation.

### To Order, Specify:

1) Product number, including:

#### ① Surface Option:

- L Laminate
- W Wood

#### ② Edge Option:

Laminate:

- J Edgeband
- F Knife

Wood:

- K Edgeband
- U Knife

#### ③ Cutout:

- N No Cutout
- F Center, Single-Sided/4 outlets, add \$45.84 list
- J Center, Single-Sided/6 outlets, add \$45.84 list
- M Center, Double-Sided/8 outlets, add \$45.84 list

#### ④ Base Finish Option:

- A Painted
- B Polished, add \$63.50 list

- 2) Laminate surface color or wood finish color.
- 3) Edgeband trim color (laminates only).
- 4) Base trim color.

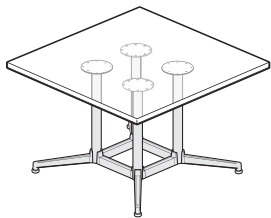
**Note:** \$63.03 upcharge list for Metallic trim colors.



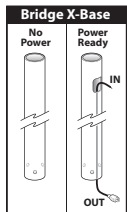
# Jive Table — Bridge Base

Square – Laminate or Wood

No. of Columns	Height	Depth	Width	Number	①	②	③	④	Laminate A		Laminate B		Wood Group A		Wood Group B	
									J	F	J	F	K	U	K	U
<b>Base — No Power — No Cutout</b>																
4	20"(508mm)	48"(1219mm)	48"(1219mm)	TCRQ-4848-	■	S	GG2	■	\$1598.51	\$1966.00	\$1715.33	\$2082.82	\$2804.93	\$3432.48	\$3095.54	\$3813.28
4		54"(1372mm)	54"(1372mm)	TCRQ-5454-	■	S	GG2	■	1726.03	2132.40	1852.88	2259.25	3210.17	4034.92	3573.95	4521.70
4		60"(1524mm)	60"(1524mm)	TCRQ-6060-	■	S	GG2	■	1867.79	2313.04	2005.85	2451.10	3660.77	4711.60	4105.82	5317.41
4	29"(737mm)	48"(1219mm)	48"(1219mm)	TCRQ-4848-	■	S	GG4	■	\$1635.18	\$2002.67	\$1752.00	\$2119.49	\$2841.60	\$3469.15	\$3132.21	\$3849.95
4		54"(1372mm)	54"(1372mm)	TCRQ-5454-	■	S	GG4	■	1762.70	2169.07	1889.55	2295.92	3246.84	4071.59	3610.62	4558.37
4		60"(1524mm)	60"(1524mm)	TCRQ-6060-	■	S	GG4	■	1904.46	2349.71	2042.52	2487.77	3697.44	4748.27	4142.49	5354.08
<b>Base — Power Ready — No Cutout</b>																
4	20"(508mm)	48"(1219mm)	48"(1219mm)	TCRQ-4848-	■	S	GK2	■	\$1625.64	\$1993.13	\$1742.46	\$2109.95	\$2832.06	\$3459.61	\$3122.67	\$3840.41
4		54"(1372mm)	54"(1372mm)	TCRQ-5454-	■	S	GK2	■	1753.16	2159.53	1880.01	2286.38	3237.30	4062.05	3601.08	4548.83
4		60"(1524mm)	60"(1524mm)	TCRQ-6060-	■	S	GK2	■	1894.92	2340.17	2032.98	2478.23	3687.90	4738.73	4132.95	5344.54
4	29"(737mm)	48"(1219mm)	48"(1219mm)	TCRQ-4848-	■	S	GK4	■	\$1662.31	\$2029.80	\$1779.13	\$2146.62	\$2868.73	\$3496.28	\$3159.34	\$3877.08
4		54"(1372mm)	54"(1372mm)	TCRQ-5454-	■	S	GK4	■	1789.83	2196.20	1916.68	2323.05	3273.97	4098.72	3637.75	4585.50
4		60"(1524mm)	60"(1524mm)	TCRQ-6060-	■	S	GK4	■	1931.59	2376.84	2069.65	2514.90	3724.57	4775.40	4169.62	5381.21



TCRQ-SNG



### Features

- Includes 1.18"(30mm) thick standard top, base, adjustable glides and hardware.
- Standard table heights are 20"(508mm) and 29"(737mm).
- Laminate top with knife edge or 3mm edgeband edges or wood veneer top with 3mm wood edgeband or knife edge.
- Glides:
  - 0.625"(16mm) adjustment.
  - Standard in black.
- Ships unassembled.

### Specification Tips

- Edge choice allows a flat seam between tables.
- Specifying a cutout does not automatically include a Power Ready base.**
- Factory installed cutout is available for:
  - Specify the (F) option for a Center, Single-Sided/4 outlet Flip Top Unit
  - Specify the (J) option for a Center, Single-Sided/6 outlet Flip Top Unit
  - Specify the (M) option for a Center, Double-Sided/8 outlet Flip Top Unit
- Power Ready Base:
  - Allows for cord management through one of the Bridge Base columns. **Powered leg location determined during installation.**
  - Available with Glides only.
  - Flip Top Unit circuit breaker plug will not fit in the Power Ready Base opening.**
- Power cord length determines the distance to building power source.**
- Separately specified:
  - Ganging Mechanism - Recommended for use with power between tables.
  - Horizontal and Vertical Wire Management
  - Power and Data Components
  - Accessories
- Refer to Specification Guide:
  - Accessory placement and compatibility.
  - Seating capacities and leg locations.
  - Information on electrical components compatible with factory cut opening.
  - Power Ready base cable capacity.
- Application may require approval of local authority having jurisdiction (AHJ); ensure compliance before placing orders and installation.

### To Order, Specify:

- Product number, including:

#### ① Surface Option:

- L Laminate
- W Wood

#### ② Edge Option:

Laminate:

- J Edgeband
- F Knife

Wood:

- K Edgeband
- U Knife

#### ③ Cutout:

- N No Cutout
- F Center, Single-Sided/4 outlets, add \$45.84 list
- J Center, Single-Sided/6 outlets, add \$45.84 list
- M Center, Double-Sided/8 outlets, add \$45.84 list

#### ④ Base Finish Option:

- A Painted
- B Polished, add \$63.50 list

- Laminate surface color or wood finish color.
- Edgeband trim color (laminate only).
- Base trim color.

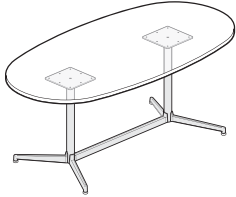
**Note:** \$63.03 upcharge list for Metallic trim colors.

# Jive Table — Bridge Base

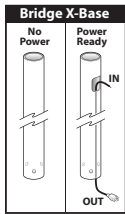
Pebble – Laminate or Wood



TCRP-5454-SNG (Symmetrical)



TCRP-3048-SNG (Asymmetrical)



## Features

- Includes 1.18"(30mm) thick standard top, base, adjustable glides or casters and hardware.
- Standard table heights are 16"(406mm), 20"(508mm), 29"(737mm), 36"(914mm) and 42"(1067mm).
- Laminate top with knife edge or 3mm edgeband edges or wood veneer top with 3mm wood edgeband or knife edge.
- Casters:
  - Two locking and two non-locking casters with 0.625"(16mm) adjustment.
  - Standard in black.
- Glides:
  - 0.625"(16mm) adjustment.
  - Standard in black.
- Casters and glides are not interchangeable.
- Ships unassembled.

## Specification Tips

- Asymmetrical tables:
  - 144"(3658mm) and 180"(4572mm) width top has two pieces;
  - 216"(5486mm) top has three pieces.
- **Specifying a cutout does not automatically include a Power Ready base.**
- Factory installed cutout is available for tables 72"(1829mm) wide or less:
  - Specify the (F) option for a Center, Single-Sided/4 outlet Flip Top Unit
  - Specify the (J) option for a Center, Single-Sided/6 outlet Flip Top Unit
  - Specify the (M) option for a Center, Double-Sided/8 outlet Flip Top Unit
  - Specify the (Q) option for a Center, Double-Sided/12 outlet Flip Top Unit
- Factory installed cutout is available for:
  - Tables greater than 72"(1829mm) wide **except 84"(2134mm), 96"(2438mm) and 108"(2743mm) wide:**
  - Specify the (V) option for Left/Right, Single-Sided/4 outlet Flip Top Unit
  - Specify the (K) option for Left/Right, Single-Sided/6 outlet Flip Top Unit
  - Exception:
    - 54"(1372mm) depth x 96"(2438mm) wide will accept V and K option cutouts.
- Power Ready Base:
  - Allows for cord management through one of the Bridge Base Base columns.
  - Asymmetrical tables with 30"(762mm), 36"(914mm), 42"(1067mm) and 48"(1219mm) depths will have 2 or 3 columns. Powered leg location with:
    - Two columns is determined during installation.
    - Three columns is always centered.
    - Asymmetrical tables with 54"(1372mm) depths and Symmetrical tables will have 4 or more columns. Powered leg location with 6 and 8 columns determined at installation of interior legs.
  - Casters and Glides:
    - Specify the (J) option for Casters on the Power Ready base (only available Asymmetrical tables 29"(737mm) or 42"(1067mm) high with two columns).
    - Specify the (K) option for Glides on the Power Ready base (available on 16"(406mm), 20"(508mm), 29"(737mm), 36"(914mm) and 42"(1067mm) high tables).
  - Flip Top Unit circuit breaker plug will not fit in the Power Ready Base opening.**
- **Power cord length determines the distance to building power source.**
- Separately specified:
  - Horizontal and Vertical Wire Management
  - Power and Data Components
  - Accessories
- Refer to Specification Guide:
  - Accessory placement and compatibility.
  - Seating capacities and leg locations.
  - Information on electrical components compatible with factory cut opening.
  - Power Ready base cable capacity.
- Application may require approval of local authority having jurisdiction (AHJ); ensure compliance before placing orders and installation.

## To Order, Specify:

1) Product number, including:

### 1 Surface Option:

- L** Laminate
- W** Wood

### 2 Edge Option:

Laminate:

- J** Edgeband
- F** Knife

Wood:

- K** Edgeband
- U** Knife

### 3 Cutout:

- N** No Cutout
- F** Center, Single-Sided/4 outlets, add **\$45.84** list
- J** Center, Single-Sided/6 outlets, add **\$45.84** list
- M** Center, Double-Sided/8 outlets, add **\$45.84** list
- Q** Center, Double-Sided/12 outlets, add **\$45.84** list
- V** Left/Right, Single-Sided/4 outlets, add **\$91.69** list
- K** Left/Right, Single-Sided/6 outlets, add **\$91.69** list

### 4 Base and Wire Management Option:

Base - No Power:

- C** Casters, add **\$22.32** list (29" and 42" Heights Only)
- G** Glides

Base - Power Ready:

- J** Casters, add **\$22.32** list (29" and 42" Heights Only)
- K** Glides

### 5 Base Finish Option:

- A** Painted
- B** Polished, add **\$63.50** list

2) Laminate surface color or wood finish color.

3) Edgeband trim color (laminate only).

4) Base trim color.

**Note:** **\$63.03** upcharge list for Metallic trim colors.

**Jive Table — Bridge Base**

Pebble – Laminate or Wood

No. of Columns	Height	Depth	Width	Number	① ② ③ ④ ⑤	Laminate A		Laminate B		Wood Group A		Wood Group B	
						J	F	J	F	K	U	K	U
<b>Symmetrical — Base — No Power — No Cutout</b>													
4	20"(508mm)	48"(1219mm)	48"(1219mm)	TCRP-4848-	■ ■ S ■ GG2 ■	\$1598.51	\$1966.00	\$1715.33	\$2082.82	\$2804.93	\$3432.48	\$3095.54	\$3813.28
4		54"(1372mm)	54"(1372mm)	TCRP-5454-	■ ■ S ■ GG2 ■	1726.03	2132.40	1852.88	2259.25	3210.17	4034.92	3573.95	4521.70
4		60"(1524mm)	60"(1524mm)	TCRP-6060-	■ ■ S ■ GG2 ■	1867.79	2313.04	2005.85	2451.10	3660.77	4711.60	4105.82	5317.41
4	29"(737mm)	48"(1219mm)	48"(1219mm)	TCRP-4848-	■ ■ S ■ G ■ 4 ■	\$1635.18	\$2002.67	\$1752.00	\$2082.82	\$2841.60	\$3469.15	\$3132.21	\$3849.95
4		54"(1372mm)	54"(1372mm)	TCRP-5454-	■ ■ S ■ G ■ 4 ■	1762.70	2169.07	1889.55	2259.25	3246.84	4071.59	3610.62	4558.37
4		60"(1524mm)	60"(1524mm)	TCRP-6060-	■ ■ S ■ G ■ 4 ■	1904.46	2349.71	2042.52	2487.77	3697.44	4748.27	4142.49	5354.08
<b>Symmetrical — Base — Power Ready — No Cutout</b>													
4	20"(508mm)	48"(1219mm)	48"(1219mm)	TCRP-4848-	■ ■ S ■ GK2 ■	\$1625.64	\$1993.13	\$1742.46	\$2109.95	\$2832.06	\$3459.61	\$3122.67	\$3840.41
4		54"(1372mm)	54"(1372mm)	TCRP-5454-	■ ■ S ■ GK2 ■	1753.16	2159.53	1880.01	2286.38	3237.30	4062.05	3601.08	4548.83
4		60"(1524mm)	60"(1524mm)	TCRP-6060-	■ ■ S ■ GK2 ■	1894.92	2340.17	2032.98	2478.23	3687.90	4738.73	4132.95	5344.54
4	29"(737mm)	48"(1219mm)	48"(1219mm)	TCRP-4848-	■ ■ S ■ G ■ 4 ■	\$1662.31	\$2029.80	\$1779.13	\$2109.95	\$2868.73	\$3496.28	\$3159.34	\$3877.08
4		54"(1372mm)	54"(1372mm)	TCRP-5454-	■ ■ S ■ G ■ 4 ■	1789.83	2196.20	1916.68	2286.38	3273.97	4098.72	3637.75	4585.50
4		60"(1524mm)	60"(1524mm)	TCRP-6060-	■ ■ S ■ G ■ 4 ■	1931.59	2376.84	2069.65	2514.90	3724.57	4775.40	4169.62	5381.21



# Jive Table — Bridge Base

Pebble – Laminate or Wood

No. of Columns	Height	Depth	Width	Number	① ② ③ ④ ⑤	Laminate A		Laminate B		Wood Group A		Wood Group B	
						J	F	J	K	K	U	K	U
<b>Asymmetrical — Base — No Power — No Cutout</b>													
2	16"(406mm)	30"(762mm)	48"(1219mm)	TCRP-3048-	SNGG1	\$1402.11	\$1693.08	\$1508.90	\$1799.87	\$ 2318.03	\$ 2678.49	\$ 2531.29	\$ 2938.08
2			60"(1524mm)	TCRP-3060-	S GG1	1482.82	1830.87	1595.51	1943.56	2573.72	3008.17	2833.82	3325.87
2			72"(1829mm)	TCRP-3072-	S GG1	1564.47	1975.19	1683.06	2093.78	2832.24	3347.94	3139.81	3725.48
2	16"(406mm)	36"(914mm)	60"(1524mm)	TCRP-3660-	S GG1	\$1557.26	\$1924.75	\$1675.85	\$2043.34	\$ 2810.36	\$ 3270.01	\$ 3113.12	\$ 3634.21
2			72"(1829mm)	TCRP-3672-	S GG1	1653.38	2084.94	1779.05	2210.61	3114.95	3657.66	3473.43	4090.24
2	20"(508mm)	30"(762mm)	48"(1219mm)	TCRP-3048-	SNGG2	\$1473.40	\$1764.37	\$1580.19	\$1871.16	\$ 2389.32	\$ 2749.78	\$ 2602.58	\$ 3009.37
2			60"(1524mm)	TCRP-3060-	S GG2	1554.11	1902.16	1666.80	2014.85	2645.01	3079.46	2905.11	3397.16
2			72"(1829mm)	TCRP-3072-	S GG2	1635.76	2046.48	1754.35	2165.07	2903.53	3419.23	3211.10	3796.77
2		36"(914mm)	60"(1524mm)	TCRP-3660-	S GG2	\$1628.55	\$1996.04	\$1747.14	\$2114.63	\$ 2881.65	\$ 3341.30	\$ 3184.41	\$ 3705.50
2			72"(1829mm)	TCRP-3672-	S GG2	1724.67	2156.23	1850.34	2281.90	3186.24	3728.95	3544.72	4161.53
2	29"(737mm)	30"(762mm)	48"(1219mm)	TCRP-3048-	SNG 4	\$1473.40	\$1764.37	\$1580.19	\$1871.16	\$ 2389.32	\$ 2749.78	\$ 2602.58	\$ 3009.37
2			60"(1524mm)	TCRP-3060-	S G 4	1554.11	1902.16	1666.80	2014.85	2645.01	3079.46	2905.11	3397.16
2			72"(1829mm)	TCRP-3072-	S G 4	1635.76	2046.48	1754.35	2165.07	2903.53	3419.23	3211.10	3796.77
2		36"(914mm)	60"(1524mm)	TCRP-3660-	S G 4	\$1628.55	\$1996.04	\$1747.14	\$2114.63	\$ 2881.65	\$ 3341.30	\$ 3184.41	\$ 3705.50
2			72"(1829mm)	TCRP-3672-	S G 4	1724.67	2156.23	1850.34	2281.90	3186.24	3728.95	3544.72	4161.53
3		42"(1067mm)	84"(2134mm)	TCRP-4284-	SNG 4	\$3470.60	\$3994.07	\$3611.61	\$4135.08	\$ 5367.94	\$ 6029.79	\$ 5841.93	\$ 6596.03
3			96"(2438mm)	TCRP-4296-	SNG 4	3583.06	4183.20	3732.33	4332.47	5724.27	6485.51	6263.48	7132.12
3		48"(1219mm)	96"(2438mm)	TCRP-4896-	SNG 4	\$3700.92	\$4324.70	\$3859.63	\$4483.41	\$ 6099.11	\$ 6891.00	\$ 6705.75	\$ 7609.70
3			108"(2743mm)	TCRP-48A8-	SNG 4	3828.78	4536.24	3996.93	4704.39	6504.34	7404.69	7185.08	8214.02
3			120"(3048mm)	TCRP-48C0-	S G 4	3957.58	4754.30	4135.17	4931.89	6912.41	7928.47	7667.86	8830.15
6		54"(1372mm)	96"(2438mm)	TCRP-5496-	SNG 4	\$3961.30	\$4608.72	\$4129.45	\$4776.87	\$ 6616.48	\$ 7439.01	\$ 7290.54	\$ 8229.81
6			108"(2743mm)	TCRP-54A8-	SNG 4	4103.63	4836.13	4282.40	5014.90	7067.78	8000.58	7824.19	8890.54
6			120"(3048mm)	TCRP-54C0-	S G 4	4246.91	5070.07	4436.30	5259.46	7521.91	8572.25	8361.30	9563.09
6			144"(3658mm)	TCRP-54E4-	S G 4	6048.76	7127.06	6259.39	7337.69	10349.41	12288.96	11356.61	13486.75
8			180"(4572mm)	TCRP-54J0-	S GG4	6679.49	8096.98	6921.98	8339.47	11935.54	14276.91	13199.13	15798.09
8			216"(5486mm)	TCRP-54M6-	S GG4	7243.24	9255.36	7517.59	9529.71	13875.71	16197.31	15401.29	18057.43
2	36"(914mm)	30"(762mm)	48"(1219mm)	TCRP-3048-	SNGG6	\$1509.03	\$1800.00	\$1615.82	\$1906.79	\$ 2424.95	\$ 2785.41	\$ 2638.21	\$ 3045.00
2			60"(1524mm)	TCRP-3060-	S GG6	1589.74	1937.79	1702.43	2050.48	2680.64	3115.09	2940.74	3432.79
2			72"(1829mm)	TCRP-3072-	S GG6	1671.39	2082.11	1789.98	2200.70	2939.16	3454.86	3246.73	3832.40
2	36"(914mm)	36"(914mm)	60"(1524mm)	TCRP-3660-	S GG6	\$1664.18	\$2031.67	\$1782.77	\$2150.26	\$ 2917.28	\$ 3376.93	\$ 3220.04	\$ 3741.13
2			72"(1829mm)	TCRP-3672-	S GG6	1760.30	2191.86	1885.97	2317.53	3221.87	3764.58	3580.35	4197.16
2	42"(1067mm)	30"(762mm)	48"(1219mm)	TCRP-3048-	SNG 7	\$1544.68	\$1835.65	\$1651.47	\$1942.44	\$ 2460.60	\$ 2821.06	\$ 2673.86	\$ 3080.65
2			60"(1524mm)	TCRP-3060-	S G 7	1625.39	1973.44	1738.08	2086.13	2716.29	3150.74	2976.39	3468.44
2			72"(1829mm)	TCRP-3072-	S G 7	1707.04	2117.76	1825.63	2236.35	2974.81	3490.51	3282.38	3868.05
2	42"(1067mm)	36"(914mm)	60"(1524mm)	TCRP-3660-	S G 7	\$1699.83	\$2067.32	\$1818.42	\$2185.91	\$ 2952.93	\$ 3412.58	\$ 3255.69	\$ 3776.78
2			72"(1829mm)	TCRP-3672-	S G 7	1795.95	2227.51	1921.62	2353.18	3257.52	3800.23	3616.00	4232.81

# Jive Table — Bridge Base

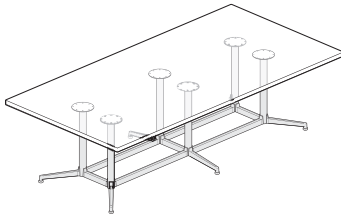
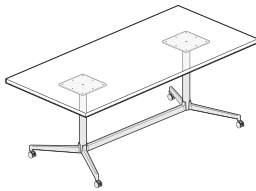
Pebble – Laminate or Wood

No. of Columns	Height	Depth	Width	Number	① ② ③ ④ ⑤	Laminate A		Laminate B		Wood Group A		Wood Group B	
						J	F	J	K	K	U	K	U
<b>Asymmetrical — Base — Power Ready — No Cutout</b>													
2	16"(406mm)	30"(762mm)	48"(1219mm)	TCRP-3048-	SNGK1	\$1429.24	\$1720.21	\$1536.03	\$1827.00	\$ 2345.16	\$ 2705.62	\$ 2558.42	\$ 2965.21
2			60"(1524mm)	TCRP-3060-	S GK1	1509.95	1858.00	1622.64	1970.69	2600.85	3035.30	2860.95	3353.00
2			72"(1829mm)	TCRP-3072-	S GK1	1591.60	2002.32	1710.19	2120.91	2859.37	3375.07	3166.94	3752.61
2	16"(406mm)	36"(914mm)	60"(1524mm)	TCRP-3660-	S GK1	\$1584.39	\$1951.88	\$1702.98	\$2070.47	\$ 2837.49	\$ 3297.14	\$ 3140.25	\$ 3661.34
2			72"(1829mm)	TCRP-3672-	S GK1	1680.51	2112.07	1806.18	2237.74	3142.08	3684.79	3500.56	4117.37
2	20"(508mm)	30"(762mm)	48"(1219mm)	TCRP-3048-	SNGK2	\$1500.53	\$1791.50	\$1607.32	\$1898.29	\$ 2416.45	\$ 2776.91	\$ 2629.71	\$ 3036.50
2			60"(1524mm)	TCRP-3060-	S GK2	1581.24	1929.29	1693.93	2041.98	2672.14	3106.59	2932.24	3424.29
2			72"(1829mm)	TCRP-3072-	S GK2	1662.89	2073.61	1781.48	2192.20	2930.66	3446.36	3238.23	3823.90
2		36"(914mm)	60"(1524mm)	TCRP-3660-	S GK2	\$1655.68	\$2023.17	\$1774.27	\$2141.76	\$ 2908.78	\$ 3368.43	\$ 3211.54	\$ 3732.63
2			72"(1829mm)	TCRP-3672-	S GK2	1751.80	2183.36	1877.47	2309.03	3213.37	3756.08	3571.85	4188.66
2	29"(737mm)	30"(762mm)	48"(1219mm)	TCRP-3048-	SNG 4	\$1500.53	\$1791.50	\$1607.32	\$1898.29	\$ 2416.45	\$ 2776.91	\$ 2629.71	\$ 3036.50
2			60"(1524mm)	TCRP-3060-	S G 4	1581.24	1929.29	1693.93	2041.98	2672.14	3106.59	2932.24	3424.29
2			72"(1829mm)	TCRP-3072-	S G 4	1662.89	2073.61	1781.48	2192.20	2930.66	3446.36	3238.23	3823.90
2		36"(914mm)	60"(1524mm)	TCRP-3660-	S G 4	\$1655.68	\$2023.17	\$1774.27	\$2141.76	\$ 2908.78	\$ 3368.43	\$ 3211.54	\$ 3732.63
2			72"(1829mm)	TCRP-3672-	S G 4	1751.80	2183.36	1877.47	2309.03	3213.37	3756.08	3571.85	4188.66
3		42"(1067mm)	84"(2134mm)	TCRP-4284-	SNG 4	\$3497.73	\$4021.20	\$3638.74	\$4162.21	\$ 5395.07	\$ 6056.92	\$ 5869.06	\$ 6623.16
3			96"(2438mm)	TCRP-4296-	SNG 4	3610.19	4210.33	3759.46	4359.60	5751.40	6512.64	6290.61	7159.25
3		48"(1219mm)	96"(2438mm)	TCRP-4896-	SNG 4	\$3728.05	\$4351.83	\$3886.76	\$4510.54	\$ 6126.24	\$ 6918.13	\$ 6732.88	\$ 7636.83
3			108"(2743mm)	TCRP-48A8-	SNG 4	3855.91	4563.37	4024.06	4731.52	6531.47	7431.82	7212.21	8241.15
3			120"(3048mm)	TCRP-48C0-	S G 4	3984.71	4781.43	4162.30	4959.02	6939.54	7955.60	7694.99	8857.28
6		54"(1372mm)	96"(2438mm)	TCRP-5496-	SNG 4	\$3988.43	\$4635.85	\$4156.58	\$4804.00	\$ 6643.61	\$ 7466.14	\$ 7317.67	\$ 8256.94
6			108"(2743mm)	TCRP-54A8-	SNG 4	4130.76	4863.26	4309.53	5042.03	7094.91	8027.71	7851.32	8917.67
6			120"(3048mm)	TCRP-54C0-	S G 4	4274.04	5097.20	4463.43	5286.59	7549.04	8599.38	8388.43	9590.22
6			144"(3658mm)	TCRP-54E4-	S G 4	6075.89	7154.19	6286.52	7364.82	10376.54	12316.09	11383.74	13513.88
8			180"(4572mm)	TCRP-54J0-	S GK4	6706.62	8124.11	6949.11	8366.60	11962.67	14304.04	13226.26	15825.22
8			216"(5486mm)	TCRP-54M6-	S GK4	7270.37	9282.49	7544.72	9556.84	13902.84	16224.44	15428.42	18084.56
2	36"(914mm)	30"(762mm)	48"(1219mm)	TCRP-3048-	SNGK6	\$1536.16	\$1827.13	\$1642.95	\$1933.92	\$ 2452.08	\$ 2812.54	\$ 2665.34	\$ 3072.13
2			60"(1524mm)	TCRP-3060-	S GK6	1616.87	1964.92	1729.56	2077.61	2707.77	3142.22	2967.87	3459.92
2			72"(1829mm)	TCRP-3072-	S GK6	1698.52	2109.24	1817.11	2227.83	2966.29	3481.99	3273.86	3859.53
2	36"(914mm)	36"(914mm)	60"(1524mm)	TCRP-3660-	S GK6	\$1691.31	\$2058.80	\$1809.90	\$2177.39	\$ 2944.41	\$ 3404.06	\$ 3247.17	\$ 3768.26
2			72"(1829mm)	TCRP-3672-	S GK6	1787.43	2218.99	1913.10	2344.66	3249.00	3791.71	3607.48	4224.29
2	42"(1067mm)	30"(762mm)	48"(1219mm)	TCRP-3048-	SNG 7	\$1571.81	\$1862.78	\$1678.60	\$1969.57	\$ 2487.73	\$ 2848.19	\$ 2700.99	\$ 3107.78
2			60"(1524mm)	TCRP-3060-	S G 7	1652.52	2000.57	1765.21	2113.26	2743.42	3177.87	3003.52	3495.57
2			72"(1829mm)	TCRP-3072-	S G 7	1734.17	2144.89	1852.76	2263.48	3001.94	3517.64	3309.51	3895.18
2	42"(1067mm)	36"(914mm)	60"(1524mm)	TCRP-3660-	S G 7	\$1726.96	\$2094.45	\$1845.55	\$2213.04	\$ 2980.06	\$ 3439.71	\$ 3282.82	\$ 3803.91
2			72"(1829mm)	TCRP-3672-	S G 7	1823.08	2254.64	1948.75	2380.31	3284.65	3827.36	3643.13	4259.94

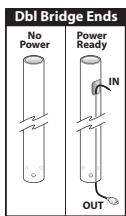
This page intentionally blank

**Jive Table — Bridge Base**

Rectangle – Laminate or Wood



TCRA-SNG

**Features**

- Includes 1.18"(30mm) thick standard top, base, adjustable glides or casters and hardware.
- Standard table heights are 16"(406mm), 20"(508mm), 29"(737mm), 36"(914mm) and 42"(1067mm).
- Laminate top with knife edge or 3mm edgeband edges or wood veneer top with 3mm wood edgeband or knife edge.
- Casters:
  - Two locking and two non-locking casters with 0.625"(16mm) adjustment.
  - Standard in black.
- Glides:
  - 0.625"(16mm) adjustment.
  - Standard in black.
- Casters and glides are not interchangeable.
- Ships unassembled.

**Specification Tips**

- Edge choice allows a flat seam between tables.
- Tables with more than one piece:
  - 144"(3658mm) and 180"(4572mm) width top has two pieces;
  - 216"(5486mm) top has three pieces.
- **Specifying a cutout does not automatically include a Power Ready base.**
- Factory installed cutout is available for tables 72"(1829mm) wide or less:
  - Specify the (F) option for a Center, Single-Sided/4 outlet Flip Top Unit
  - Specify the (J) option for a Center, Single-Sided/6 outlet Flip Top Unit
  - Specify the (M) option for a Center, Double-Sided/8 outlet Flip Top Unit
  - Specify the (Q) option for a Center, Double-Sided/12 outlet Flip Top Unit
- Factory installed cutout is available for:
  - Tables greater than **72"(1829mm) wide except 84"(2134mm), 96"(2438mm) and 108"(2743mm) wide:**
    - Specify the (V) option for Left/Right, Single-Sided/4 outlet Flip Top Unit
    - Specify the (K) option for Left/Right, Single-Sided/6 outlet Flip Top Unit
  - Exception:
    - 54"(1372mm) depth x 96"(2438mm) wide will accept V and K option cutouts.
- Power Ready Base:
  - Allows for cord management through one of the Bridge Base Base columns.
  - Tables with 30"(762mm), 36"(914mm), 42"(1067mm) and 48"(1219mm) depths will have 2 or 3 columns. Powered leg location with:
    - Two columns is determined during installation.
    - Three columns is always centered.
    - Tables with 54"(1372mm) depths will have 4 or more columns. Powered leg location with 6 and 8 columns determined at installation of interior legs.
  - Flip Top Unit circuit breaker plug will not fit in the Power Ready Base opening.**
- **Power cord length determines the distance to building power source.**
- Casters and Glides:
  - No Power Base**
    - Specify the (C) option for Casters only available with two column tables 29"(737mm) or 42"(1067mm) high
    - Specify the (G) option for Glides (available on 16"(406mm), 20"(508mm), 29"(737mm), 36"(914mm) and 42"(1067mm) high tables).
  - Power Ready Base**
    - Specify the (J) option for Casters (only available with two column tables 29"(737mm) or 42"(1067mm)
    - Specify the (K) option for Glides (available on 16"(406mm), 20"(508mm), 29"(737mm), 36"(914mm) and 42"(1067mm) high tables).
- Separately specified:
  - Ganging Mechanism
  - Recommended for use with power between tables.
  - Horizontal and Vertical Wire Management
  - Power and Data Components
  - Accessories
- Refer to Specification Guide:
  - Accessory placement and compatibility.
  - Seating capacities and leg locations.
  - Information on electrical components compatible with factory cut opening.
  - Power Ready base cable capacity.
- Application may require approval of local authority having jurisdiction (AHJ); ensure compliance before placing orders and installation.

**To Order, Specify:**

1) Product number, including:

**1 Surface Option:**

- L** Laminate
- W** Wood

**2 Edge Option:**

Laminate:

- J** Edgeband
- F** Knife

Wood:

- K** Edgeband
- U** Knife

**3 Cutout:**

- N** No Cutout
- F** Center, Single-Sided/4 outlets, add **\$45.84** list
- J** Center, Single-Sided/6 outlets, add **\$45.84** list
- M** Center, Double-Sided/8 outlets, add **\$45.84** list
- Q** Center, Double-Sided/12 outlets, add **\$45.84** list
- V** Left/Right, Single-Sided/4 outlets, add **\$91.69** list
- K** Left/Right, Single-Sided/6 outlets, add **\$91.69** list

**4 Base and Wire Management Option:**

Base - No Power:

- C** Casters, add **\$22.32** list (29" and 42" Heights Only)
- G** Glides

Base - Power Ready:

- J** Casters, add **\$22.32** list (29" and 42" Heights Only)
- K** Glides

**5 Base Finish Option:**

- A** Painted
- B** Polished, add **\$63.50** list

2) Laminate surface color or wood finish color.

3) Edgeband trim color (laminate only).

4) Base trim color.

**Note:** **\$63.03** upcharge list for Metallic trim colors.

# Jive Table — Bridge Base

Rectangle – Laminate or Wood

No. of Columns	Height	Depth	Width	Number						Laminate A		Laminate B		Wood Group A		Wood Group B				
					1	2	3	4	5	J	F	J	F	K	U	K	U			
<b>Base — No Power — No Cutout</b>																				
2	16"(406mm)	30"(762mm)	48"(1219mm)	TCRA-3048-						SNGG1		\$1402.11	\$1693.08	\$1508.90	\$1799.87	\$ 2318.03	\$ 2678.49	\$ 2531.29	\$ 2938.08	
2			60"(1524mm)	TCRA-3060-						S	GG1	1482.82	1830.87	1595.51	1943.56	2573.72	3008.17	2833.82	3325.87	
2			72"(1829mm)	TCRA-3072-						S	GG1	1564.47	1975.19	1683.06	2093.78	2832.24	3347.94	3139.81	3725.48	
2	16"(406mm)	36"(914mm)	60"(1524mm)	TCRA-3660-						S	GG1	\$1557.26	\$1924.75	\$1675.85	\$2043.34	\$ 2810.36	\$ 3270.01	\$ 3113.12	\$ 3634.21	
2			72"(1829mm)	TCRA-3672-						S	GG1	1653.38	2084.94	1779.05	2210.61	3114.95	3657.66	3473.43	4090.24	
2	20"(508mm)	30"(762mm)	48"(1219mm)	TCRA-3048-						SNGG2		\$1473.40	\$1764.37	\$1580.19	\$1871.16	\$ 2389.32	\$ 2749.78	\$ 2602.58	\$ 3009.37	
2			60"(1524mm)	TCRA-3060-						S	GG2	1554.11	1902.16	1666.80	2014.85	2645.01	3079.46	2905.11	3397.16	
2			72"(1829mm)	TCRA-3072-						S	GG2	1635.76	2046.48	1754.35	2165.07	2903.53	3419.23	3211.10	3796.77	
2	20"(508mm)	36"(914mm)	60"(1524mm)	TCRA-3660-						S	GG2	\$1628.55	\$1996.04	\$1747.14	\$2114.63	\$ 2881.65	\$ 3341.30	\$ 3184.41	\$ 3705.50	
2			72"(1829mm)	TCRA-3672-						S	GG2	1724.67	2156.23	1850.34	2281.90	3186.24	3728.95	3544.72	4161.53	
2	29"(737mm)	30"(762mm)	48"(1219mm)	TCRA-3048-						SNG	4	\$1473.40	\$1764.37	\$1580.19	\$1871.16	\$ 2389.32	\$ 2749.78	\$ 2602.58	\$ 3009.37	
2			60"(1524mm)	TCRA-3060-						S	G	4	1554.11	1902.16	1666.80	2014.85	2645.01	3079.46	2905.11	3397.16
2			72"(1829mm)	TCRA-3072-						S	G	4	1635.76	2046.48	1754.35	2165.07	2903.53	3419.23	3211.10	3796.77
2	29"(737mm)	36"(914mm)	60"(1524mm)	TCRA-3660-						S	G	4	\$1628.55	\$1996.04	\$1747.14	\$2114.63	\$ 2881.65	\$ 3341.30	\$ 3184.41	\$ 3705.50
2			72"(1829mm)	TCRA-3672-						S	G	4	1724.67	2156.23	1850.34	2281.90	3186.24	3728.95	3544.72	4161.53
3	29"(737mm)	42"(1067mm)	84"(2134mm)	TCRA-4284-						SNGG4		\$3470.60	\$3994.07	\$3611.61	\$4135.08	\$ 5367.94	\$ 6029.79	\$ 5841.93	\$ 6596.03	
3			96"(2438mm)	TCRA-4296-						SNGG4		3583.06	4183.20	3732.33	4332.47	5724.27	6485.51	6263.48	7132.12	
3	29"(737mm)	48"(1219mm)	96"(2438mm)	TCRA-4896-						SNGG4		\$3700.92	\$4324.70	\$3859.63	\$4483.41	\$ 6099.11	\$ 6891.00	\$ 6705.75	\$ 7609.70	
3			108"(2743mm)	TCRA-48A8-						SNGG4		3828.78	4536.24	3996.93	4704.39	6504.34	7404.69	7185.08	8214.02	
3			120"(3048mm)	TCRA-48C0-						S	GG4	3957.58	4754.30	4135.17	4931.89	6912.41	7928.47	7667.86	8830.15	
6	29"(737mm)	54"(1372mm)	96"(2438mm)	TCRA-5496-						SNGG4		\$3961.30	\$4608.72	\$4129.45	\$4776.87	\$ 6616.48	\$ 7439.01	\$ 7290.54	\$ 8229.81	
6			108"(2743mm)	TCRA-54A8-						SNGG4		4103.63	4836.13	4282.40	5014.90	7067.78	8000.58	7824.19	8890.54	
6			120"(3048mm)	TCRA-54C0-						S	GG4	4246.91	5070.07	4436.30	5259.46	7521.91	8572.25	8361.30	9563.09	
6			144"(3658mm)	TCRA-54E4-						S	GG4	6048.76	7127.06	6259.39	7337.69	10349.41	12288.96	11356.61	13486.75	
8			180"(4572mm)	TCRA-54J0-						S	GG4	6679.49	8096.98	6921.98	8339.47	11935.54	14276.91	13199.13	15798.09	
8			216"(5486mm)	TCRA-54M6-						S	GG4	7243.24	9255.36	7517.59	9529.71	13875.71	16197.31	15401.29	18057.43	
2	36"(914mm)	30"(762mm)	48"(1219mm)	TCRA-3048-						SNGG6		\$1509.03	\$1800.00	\$1615.82	\$1906.79	\$ 2424.95	\$ 2785.41	\$ 2638.21	\$ 3045.00	
2			60"(1524mm)	TCRA-3060-						S	GG6	1589.74	1937.79	1702.43	2050.48	2680.64	3115.09	2940.74	3432.79	
2			72"(1829mm)	TCRA-3072-						S	GG6	1671.39	2082.11	1789.98	2200.70	2939.16	3454.86	3246.73	3832.40	
2	36"(914mm)	36"(914mm)	60"(1524mm)	TCRA-3660-						S	GG6	\$1664.18	\$2031.67	\$1782.77	\$2150.26	\$ 2917.28	\$ 3376.93	\$ 3220.04	\$ 3741.13	
2			72"(1829mm)	TCRA-3672-						S	GG6	1760.30	2191.86	1885.97	2317.53	3221.87	3764.58	3580.35	4197.16	
2	42"(1067mm)	30"(762mm)	48"(1219mm)	TCRA-3048-						SNG	7	\$1544.68	\$1835.65	\$1651.47	\$1942.44	\$ 2460.60	\$ 2821.06	\$ 2673.86	\$ 3080.65	
2			60"(1524mm)	TCRA-3060-						S	G	7	1625.39	1973.44	1738.08	2086.13	2716.29	3150.74	2976.39	3468.44
2			72"(1829mm)	TCRA-3072-						S	G	7	1707.04	2117.76	1825.63	2236.35	2974.81	3490.51	3282.38	3868.05
2	42"(1067mm)	36"(914mm)	60"(1524mm)	TCRA-3660-						S	G	7	\$1699.83	\$2067.32	\$1818.42	\$2185.91	\$ 2952.93	\$ 3412.58	\$ 3255.69	\$ 3776.78
2			72"(1829mm)	TCRA-3672-						S	G	7	1795.95	2227.51	1921.62	2353.18	3257.52	3800.23	3616.00	4232.81

# Jive Table — Bridge Base

Rectangle – Laminate or Wood

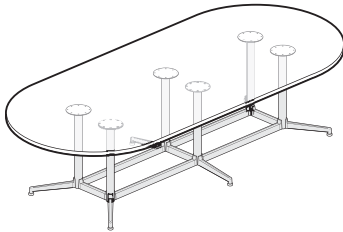
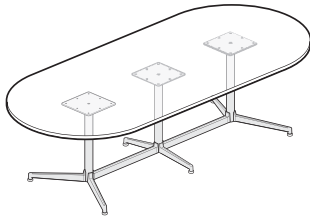
No. of Columns	Height	Depth	Width	Number						Laminate A		Laminate B		Wood Group A		Wood Group B			
					1	2	3	4	5	J	F	J	F	K	U	K	U		
<b>Base — Power Ready — No Cutout</b>																			
2	16"(406mm)	30"(762mm)	48"(1219mm)	TCRA-3048-						SNGK1	\$1429.24	\$1720.21	\$1536.03	\$1827.00	\$ 2345.16	\$ 2705.62	\$ 2558.42	\$ 2965.21	
2			60"(1524mm)	TCRA-3060-					S	GK1	1509.95	1858.00	1622.64	1970.69	2600.85	3035.30	2860.95	3353.00	
2			72"(1829mm)	TCRA-3072-					S	GK1	1591.60	2002.32	1710.19	2120.91	2859.37	3375.07	3166.94	3752.61	
2	16"(406mm)	36"(914mm)	60"(1524mm)	TCRA-3660-					S	GK1	\$1584.39	\$1951.88	\$1702.98	\$2070.47	\$ 2837.49	\$ 3297.14	\$ 3140.25	\$ 3661.34	
2			72"(1829mm)	TCRA-3672-					S	GK1	1680.51	2112.07	1806.18	2237.74	3142.08	3684.79	3500.56	4117.37	
2	20"(508mm)	30"(762mm)	48"(1219mm)	TCRA-3048-					SNGK2	\$1500.53	\$1791.50	\$1607.32	\$1898.29	\$ 2416.45	\$ 2776.91	\$ 2629.71	\$ 3036.50		
2			60"(1524mm)	TCRA-3060-					S	GK2	1581.24	1929.29	1693.93	2041.98	2672.14	3106.59	2932.24	3424.29	
2			72"(1829mm)	TCRA-3072-					S	GK2	1662.89	2073.61	1781.48	2192.20	2930.66	3446.36	3238.23	3823.90	
2	20"(508mm)	36"(914mm)	60"(1524mm)	TCRA-3660-					S	GK2	\$1655.68	\$2023.17	\$1774.27	\$2141.76	\$ 2908.78	\$ 3368.43	\$ 3211.54	\$ 3732.63	
2			72"(1829mm)	TCRA-3672-					S	GK2	1751.80	2183.36	1877.47	2309.03	3213.37	3756.08	3571.85	4188.66	
2	29"(737mm)	30"(762mm)	48"(1219mm)	TCRA-3048-					SNG	4	\$1500.53	\$1791.50	\$1607.32	\$1898.29	\$ 2416.45	\$ 2776.91	\$ 2629.71	\$ 3036.50	
2			60"(1524mm)	TCRA-3060-					S	G	4	1581.24	1929.29	1693.93	2041.98	2672.14	3106.59	2932.24	3424.29
2			72"(1829mm)	TCRA-3072-					S	G	4	1662.89	2073.61	1781.48	2192.20	2930.66	3446.36	3238.23	3823.90
2	29"(737mm)	36"(914mm)	60"(1524mm)	TCRA-3660-					S	G	4	\$1655.68	\$2023.17	\$1774.27	\$2141.76	\$ 2908.78	\$ 3368.43	\$ 3211.54	\$ 3732.63
2			72"(1829mm)	TCRA-3672-					S	G	4	1751.80	2183.36	1877.47	2309.03	3213.37	3756.08	3571.85	4188.66
3	29"(737mm)	42"(1067mm)	84"(2134mm)	TCRA-4284-					SNGK4	\$3497.73	\$4021.20	\$3638.74	\$4162.21	\$ 5395.07	\$ 6056.92	\$ 5869.06	\$ 6623.16		
3			96"(2438mm)	TCRA-4296-					SNGK4	3610.19	4210.33	3759.46	4359.60	5751.40	6512.64	6290.61	7159.25		
3	29"(737mm)	48"(1219mm)	96"(2438mm)	TCRA-4896-					SNGK4	\$3728.05	\$4351.83	\$3886.76	\$4510.54	\$ 6126.24	\$ 6918.13	\$ 6732.88	\$ 7636.83		
3			108"(2743mm)	TCRA-48A8-					SNGK4	3855.91	4563.37	4024.06	4731.52	6531.47	7431.82	7212.21	8241.15		
3			120"(3048mm)	TCRA-48C0-					S	GK4	3984.71	4781.43	4162.30	4959.02	6939.54	7955.60	7694.99	8857.28	
6	29"(737mm)	54"(1372mm)	96"(2438mm)	TCRA-5496-					SNGK4	\$3988.43	\$4635.85	\$4156.58	\$4804.00	\$ 6643.61	\$ 7466.14	\$ 7317.67	\$ 8256.94		
6			108"(2743mm)	TCRA-54A8-					SNGK4	4130.76	4863.26	4309.53	5042.03	7094.91	8027.71	7851.32	8917.67		
6			120"(3048mm)	TCRA-54C0-					S	GK4	4274.04	5097.20	4463.43	5286.59	7549.04	8599.38	8388.43	9590.22	
6			144"(3658mm)	TCRA-54E4-					S	GK4	6075.89	7154.19	6286.52	7364.82	10376.54	12316.09	11383.74	13513.88	
8			180"(4572mm)	TCRA-54J0-					S	GK4	6706.62	8124.11	6949.11	8366.60	11962.67	14304.04	13226.26	15825.22	
8			216"(5486mm)	TCRA-54M6-					S	GK4	7270.37	9282.49	7544.72	9556.84	13902.84	16224.44	15428.42	18084.56	
2	36"(914mm)	30"(762mm)	48"(1219mm)	TCRA-3048-					SNGK6	\$1536.16	\$1827.13	\$1642.95	\$1933.92	\$ 2452.08	\$ 2812.54	\$ 2665.34	\$ 3072.13		
2			60"(1524mm)	TCRA-3060-					S	GK6	1616.87	1964.92	1729.56	2077.61	2707.77	3142.22	2967.87	3459.92	
2			72"(1829mm)	TCRA-3072-					S	GK6	1698.52	2109.24	1817.11	2227.83	2966.29	3481.99	3273.86	3859.53	
2	36"(914mm)	36"(914mm)	60"(1524mm)	TCRA-3660-					S	GK6	\$1691.31	\$2058.80	\$1809.90	\$2177.39	\$ 2944.41	\$ 3404.06	\$ 3247.17	\$ 3768.26	
2			72"(1829mm)	TCRA-3672-					S	GK6	1787.43	2218.99	1913.10	2344.66	3249.00	3791.71	3607.48	4224.29	
2	42"(1067mm)	30"(762mm)	48"(1219mm)	TCRA-3048-					SNG	7	\$1571.81	\$1862.78	\$1678.60	\$1969.57	\$ 2487.73	\$ 2848.19	\$ 2700.99	\$ 3107.78	
2			60"(1524mm)	TCRA-3060-					S	G	7	1652.52	2000.57	1765.21	2113.26	2743.42	3177.87	3003.52	3495.57
2			72"(1829mm)	TCRA-3072-					S	G	7	1734.17	2144.89	1852.76	2263.48	3001.94	3517.64	3309.51	3895.18
2	42"(1067mm)	36"(914mm)	60"(1524mm)	TCRA-3660-					S	G	7	\$1726.96	\$2094.45	\$1845.55	\$2213.04	\$ 2980.06	\$ 3439.71	\$ 3282.82	\$ 3803.91
2			72"(1829mm)	TCRA-3672-					S	G	7	1823.08	2254.64	1948.75	2380.31	3284.65	3827.36	3643.13	4259.94

This page intentionally blank

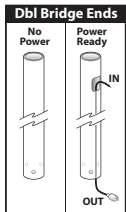


**Jive Table — Bridge Base**

Racetrack – Laminate or Wood



TCRT-SNG

**Features**

- Includes 1.18"(30mm) thick standard top, base, adjustable glides or casters and hardware.
- Standard table heights are 16"(406mm), 20"(508mm), 29"(737mm), 36"(914mm) and 42"(1067mm).
- Laminate top with knife edge or 3mm edgeband edges or wood veneer top with 3mm wood edgeband or knife edge.
- Casters:
  - Two locking and two non-locking casters with 0.625"(16mm) adjustment.
  - Standard in black.
- Glides:
  - 0.625"(16mm) adjustment.
  - Standard in black.
- Casters and glides are not interchangeable.
- Ships unassembled.

**Specification Tips**

- Tables with more than one piece:
  - 144"(3658mm) and 180"(4572mm) width top has two pieces;
  - 216"(5486mm) top has three pieces.
- **Specifying a cutout does not automatically include a Power Ready base.**
- Factory installed cutout is available for tables 72"(1829mm) wide or less:
  - Specify the (F) option for a Center, Single-Sided/4 outlet Flip Top Unit
  - Specify the (J) option for a Center, Single-Sided/6 outlet Flip Top Unit
  - Specify the (M) option for a Center, Double-Sided/8 outlet Flip Top Unit
  - Specify the (Q) option for a Center, Double-Sided/12 outlet Flip Top Unit
- Factory installed cutout is available for:
  - Tables greater than 72" wide **except 84"(2134mm), 96"(2438mm) and 108"(2743mm) wide:**
    - Specify the (V) option for Left/Right, Single-Sided/4 outlet Flip Top Unit
    - Specify the (K) option for Left/Right, Single-Sided/6 outlet Flip Top Unit
  - Exception:
    - 54"(1372mm) depth x 96"(2438mm) wide will accept V and K option cutouts.
- Power Ready Base:
  - Allows for cord management through one of the Bridge Base Base columns.
  - Tables with 30"(762mm), 36"(914mm), 42"(1067mm) and 48"(1219mm) depths will have 2 or 3 columns. Powered leg location with:
    - Two columns is determined during installation.
    - Three columns is always centered.
    - Tables with 54"(1372mm) depths will have 4 or more columns. Powered leg location with 6 and 8 columns determined at installation of interior legs.
  - Casters and Glides:
    - Specify the (J) option for Casters on the Power Ready base (only available with two column tables 29"(737mm) or 42"(1067mm) high)
    - Specify the (K) option for Glides on the Power Ready base (available on 16"(406mm), 20"(508mm), 29"(737mm), 36"(914mm) and 42"(1067mm) high tables)
  - Flip Top Unit circuit breaker plug will not fit in the Power Ready Base opening.**
- **Power cord length determines the distance to building power source.**
- Separately specified:
  - Horizontal and Vertical Wire Management
  - Power and Data Components
  - Accessories
- Refer to Specification Guide:
  - Accessory placement and compatibility.
  - Seating capacities and leg locations.
  - Information on electrical components compatible with factory cut opening.
  - Power Ready base cable capacity.
- Application may require approval of local authority having jurisdiction (AHJ); ensure compliance before placing orders and installation.

**To Order, Specify:**

1) Product number, including:

**1 Surface Option:**

- L** Laminate
- W** Wood

**2 Edge Option:**

Laminate:

- J** Edgeband
- F** Knife

Wood:

- K** Edgeband
- U** Knife

**3 Cutout:**

- N** No Cutout
- F** Center, Single-Sided/4 outlets, add **\$45.84** list
- J** Center, Single-Sided/6 outlets, add **\$45.84** list
- M** Center, Double-Sided/8 outlets, add **\$45.84** list
- Q** Center, Double-Sided/12 outlets, add **\$45.84** list
- V** Left/Right, Single-Sided/4 outlets, add **\$91.69** list
- K** Left/Right, Single-Sided/6 outlets, add **\$91.69** list

**4 Base and Wire Management Option:**

Base - No Power:

- C** Casters, add **\$22.32** list (29" and 42" Heights Only)
- G** Glides

Base - Power Ready:

- J** Casters, add **\$22.32** list (29" and 42" Heights Only)
- K** Glides

**5 Base Finish Option:**

- A** Painted
- B** Polished, add **\$63.50** list

- 2) Laminate surface color or wood finish color.
- 3) Edgeband trim color (laminite only).
- 4) Base trim color.

**Note:** **\$63.03** upcharge list for Metallic trim colors.



# Jive Table — Bridge Base

Racetrack – Laminate or Wood

No. of Columns	Height	Depth	Width	Number	① ② ③ ④ ⑤	Laminate A		Laminate B		Wood Group A		Wood Group B		
						J	F	J	F	K	U	K	U	
<b>Base — No Power — No Cutout</b>														
2	16"(406mm)	30"(762mm)	48"(1219mm)	TCRT-3048-	■ ■ ■ ■ ■	SNGG1	\$1402.11	\$1693.08	\$1508.90	\$1799.87	\$ 2318.03	\$ 2678.49	\$ 2531.29	\$ 2938.08
2			60"(1524mm)	TCRT-3060-	■ ■ ■ ■ ■	S ■ ■ GG1	1482.82	1830.87	1595.51	1943.56	2573.72	3008.17	2833.82	3325.87
2			72"(1829mm)	TCRT-3072-	■ ■ ■ ■ ■	S ■ ■ GG1	1564.47	1975.19	1683.06	2093.78	2832.24	3347.94	3139.81	3725.48
2	16"(406mm)	36"(914mm)	60"(1524mm)	TCRT-3660-	■ ■ ■ ■ ■	S ■ ■ GG1	\$1557.26	\$1924.75	\$1675.85	\$2043.34	\$ 2810.36	\$ 3270.01	\$ 3113.12	\$ 3634.21
2			72"(1829mm)	TCRT-3672-	■ ■ ■ ■ ■	S ■ ■ GG1	1653.38	2084.94	1779.05	2210.61	3114.95	3657.66	3473.43	4090.24
2	20"(508mm)	30"(762mm)	48"(1219mm)	TCRT-3048-	■ ■ ■ ■ ■	SNGG2	\$1473.40	\$1764.37	\$1580.19	\$1871.16	\$ 2389.32	\$ 2749.78	\$ 2602.58	\$ 3009.37
2			60"(1524mm)	TCRT-3060-	■ ■ ■ ■ ■	S ■ ■ GG2	1554.11	1902.16	1666.80	2014.85	2645.01	3079.46	2905.11	3397.16
2			72"(1829mm)	TCRT-3072-	■ ■ ■ ■ ■	S ■ ■ GG2	1635.76	2046.48	1754.35	2165.07	2903.53	3419.23	3211.10	3796.77
2	20"(508mm)	36"(914mm)	60"(1524mm)	TCRT-3660-	■ ■ ■ ■ ■	S ■ ■ GG2	\$1628.55	\$1996.04	\$1747.14	\$2114.63	\$ 2881.65	\$ 3341.30	\$ 3184.41	\$ 3705.50
2			72"(1829mm)	TCRT-3672-	■ ■ ■ ■ ■	S ■ ■ GG2	1724.67	2156.23	1850.34	2281.90	3186.24	3728.95	3544.72	4161.53
2	29"(737mm)	30"(762mm)	48"(1219mm)	TCRT-3048-	■ ■ ■ ■ ■	SNG 4	\$1473.40	\$1764.37	\$1580.19	\$1871.16	\$ 2389.32	\$ 2749.78	\$ 2602.58	\$ 3009.37
2			60"(1524mm)	TCRT-3060-	■ ■ ■ ■ ■	S ■ ■ G 4	1554.11	1902.16	1666.80	2014.85	2645.01	3079.46	2905.11	3397.16
2			72"(1829mm)	TCRT-3072-	■ ■ ■ ■ ■	S ■ ■ G 4	1635.76	2046.48	1754.35	2165.07	2903.53	3419.23	3211.10	3796.77
2	29"(737mm)	36"(914mm)	60"(1524mm)	TCRT-3660-	■ ■ ■ ■ ■	S ■ ■ G 4	\$1628.55	\$1996.04	\$1747.14	\$2114.63	\$ 2881.65	\$ 3341.30	\$ 3184.41	\$ 3705.50
2			72"(1829mm)	TCRT-3672-	■ ■ ■ ■ ■	S ■ ■ G 4	1724.67	2156.23	1850.34	2281.90	3186.24	3728.95	3544.72	4161.53
3	29"(737mm)	42"(1067mm)	84"(2134mm)	TCRT-4284-	■ ■ ■ ■ ■	SNGG4	\$3470.60	\$3994.07	\$3611.61	\$4135.08	\$ 5367.94	\$ 6029.79	\$ 5841.93	\$ 6596.03
3			96"(2438mm)	TCRT-4296-	■ ■ ■ ■ ■	SNGG4	3583.06	4183.20	3732.33	4332.47	5724.27	6485.51	6263.48	7132.12
3	29"(737mm)	48"(1219mm)	108"(2743mm)	TCRT-48A8-	■ ■ ■ ■ ■	SNGG4	\$3828.78	\$4536.24	\$3996.93	\$4704.39	\$ 6504.34	\$ 7404.69	\$ 7185.08	\$ 8214.02
3			120"(3048mm)	TCRT-48C0-	■ ■ ■ ■ ■	S ■ ■ GG4	3957.58	4754.30	4135.17	4931.89	6912.41	7928.47	7667.86	8830.15
6	29"(737mm)	54"(1372mm)	96"(2438mm)	TCRT-5496-	■ ■ ■ ■ ■	SNGG4	\$3961.30	\$4608.72	\$4129.45	\$4776.87	\$ 6616.48	\$ 7439.01	\$ 7290.54	\$ 8229.81
6			108"(2743mm)	TCRT-54A8-	■ ■ ■ ■ ■	SNGG4	4103.63	4836.13	4282.40	5014.90	7067.78	8000.58	7824.19	8890.54
6			120"(3048mm)	TCRT-54C0-	■ ■ ■ ■ ■	SNGG4	4246.91	5070.07	4436.30	5259.46	7521.91	8572.25	8361.30	9563.09
6			144"(3658mm)	TCRT-54E4-	■ ■ ■ ■ ■	S ■ ■ GG4	6048.76	7127.06	6259.39	7337.69	10349.41	12288.96	11356.61	13486.75
8			180"(4572mm)	TCRT-54J0-	■ ■ ■ ■ ■	S ■ ■ GG4	6679.49	8096.98	6921.98	8339.47	11935.54	14276.91	13199.13	15798.09
8			216"(5486mm)	TCRT-54M6-	■ ■ ■ ■ ■	S ■ ■ GG4	7243.24	9255.36	7517.59	9529.71	13875.71	16197.31	15401.29	18057.43
2	36"(914mm)	30"(762mm)	48"(1219mm)	TCRT-3048-	■ ■ ■ ■ ■	SNGG6	\$1509.03	\$1800.00	\$1615.82	\$1906.79	\$ 2424.95	\$ 2785.41	\$ 2638.21	\$ 3045.00
2			60"(1524mm)	TCRT-3060-	■ ■ ■ ■ ■	S ■ ■ GG6	1589.74	1937.79	1702.43	2050.48	2680.64	3115.09	2940.74	3432.79
2			72"(1829mm)	TCRT-3072-	■ ■ ■ ■ ■	S ■ ■ GG6	1671.39	2082.11	1789.98	2200.70	2939.16	3454.86	3246.73	3832.40
2	36"(914mm)	36"(914mm)	60"(1524mm)	TCRT-3660-	■ ■ ■ ■ ■	S ■ ■ GG6	\$1664.18	\$2031.67	\$1782.77	\$2150.26	\$ 2917.28	\$ 3376.93	\$ 3220.04	\$ 3741.13
2			72"(1829mm)	TCRT-3672-	■ ■ ■ ■ ■	S ■ ■ GG6	1760.30	2191.86	1885.97	2317.53	3221.87	3764.58	3580.35	4197.16
2	42"(1067mm)	30"(762mm)	48"(1219mm)	TCRT-3048-	■ ■ ■ ■ ■	S ■ ■ G 7	\$1544.68	\$1835.65	\$1651.47	\$1942.44	\$ 2460.60	\$ 2821.06	\$ 2673.86	\$ 3080.65
2			60"(1524mm)	TCRT-3060-	■ ■ ■ ■ ■	S ■ ■ G 7	1625.39	1973.44	1738.08	2086.13	2716.29	3150.74	2976.39	3468.44
2			72"(1829mm)	TCRT-3072-	■ ■ ■ ■ ■	S ■ ■ G 7	1707.04	2117.76	1825.63	2236.35	2974.81	3490.51	3282.38	3868.05
2	42"(1067mm)	36"(914mm)	60"(1524mm)	TCRT-3660-	■ ■ ■ ■ ■	S ■ ■ G 7	\$1699.83	\$2067.32	\$1818.42	\$2185.91	\$ 2952.93	\$ 3412.58	\$ 3255.69	\$ 3776.78
2			72"(1829mm)	TCRT-3672-	■ ■ ■ ■ ■	S ■ ■ G 7	1795.95	2227.51	1921.62	2353.18	3257.52	3800.23	3616.00	4232.81

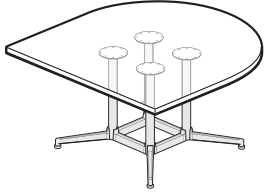
# Jive Table — Bridge Base

Racetrack – Laminate or Wood

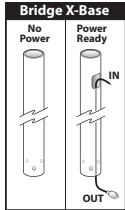
No. of Columns	Height	Depth	Width	Number	① ② ③ ④ ⑤	Laminate A		Laminate B		Wood Group A		Wood Group B	
						J	F	J	F	K	U	K	U
<b>Base — Power Ready — No Cutout</b>													
2	16"(406mm)	30"(762mm)	48"(1219mm)	TCRT-3048-	SNGK1	\$1429.24	\$1720.21	\$1536.03	\$1827.00	\$ 2345.16	\$ 2705.62	\$ 2558.42	\$ 2965.21
2			60"(1524mm)	TCRT-3060-	S GK1	1509.95	1858.00	1622.64	1970.69	2600.85	3035.30	2860.95	3353.00
2			72"(1829mm)	TCRT-3072-	S GK1	1591.60	2002.32	1710.19	2120.91	2859.37	3375.07	3166.94	3752.61
2	16"(406mm)	36"(914mm)	60"(1524mm)	TCRT-3660-	S GK1	\$1584.39	\$1951.88	\$1702.98	\$2070.47	\$ 2837.49	\$ 3297.14	\$ 3140.25	\$ 3661.34
2			72"(1829mm)	TCRT-3672-	S GK1	1680.51	2112.07	1806.18	2237.74	3142.08	3684.79	3500.56	4117.37
2	20"(508mm)	30"(762mm)	48"(1219mm)	TCRT-3048-	SNGK2	\$1500.53	\$1791.50	\$1607.32	\$1898.29	\$ 2416.45	\$ 2776.91	\$ 2629.71	\$ 3036.50
2			60"(1524mm)	TCRT-3060-	S GK2	1581.24	1929.29	1693.93	2041.98	2672.14	3106.59	2932.24	3424.29
2			72"(1829mm)	TCRT-3072-	S GK2	1662.89	2073.61	1781.48	2192.20	2930.66	3446.36	3238.23	3823.90
2	20"(508mm)	36"(914mm)	60"(1524mm)	TCRT-3660-	S GK2	\$1655.68	\$2023.17	\$1774.27	\$2141.76	\$ 2908.78	\$ 3368.43	\$ 3211.54	\$ 3732.63
2			72"(1829mm)	TCRT-3672-	S GK2	1751.80	2183.36	1877.47	2309.03	3213.37	3756.08	3571.85	4188.66
2	29"(737mm)	30"(762mm)	48"(1219mm)	TCRT-3048-	SNG 4	\$1500.53	\$1791.50	\$1607.32	\$1898.29	\$ 2416.45	\$ 2776.91	\$ 2629.71	\$ 3036.50
2			60"(1524mm)	TCRT-3060-	S G 4	1581.24	1929.29	1693.93	2041.98	2672.14	3106.59	2932.24	3424.29
2			72"(1829mm)	TCRT-3072-	S G 4	1662.89	2073.61	1781.48	2192.20	2930.66	3446.36	3238.23	3823.90
2	29"(737mm)	36"(914mm)	60"(1524mm)	TCRT-3660-	S G 4	\$1655.68	\$2023.17	\$1774.27	\$2141.76	\$ 2908.78	\$ 3368.43	\$ 3211.54	\$ 3732.63
2			72"(1829mm)	TCRT-3672-	S G 4	1751.80	2183.36	1877.47	2309.03	3213.37	3756.08	3571.85	4188.66
3	29"(737mm)	42"(1067mm)	84"(2134mm)	TCRT-4284-	SNGK4	\$3497.73	\$4021.20	\$3638.74	\$4162.21	\$ 5395.07	\$ 6056.92	\$ 5869.06	\$ 6623.16
3			96"(2438mm)	TCRT-4296-	SNGK4	3610.19	4210.33	3759.46	4359.60	5751.40	6512.64	6290.61	7159.25
3	29"(737mm)	48"(1219mm)	108"(2743mm)	TCRT-48A8-	SNGK4	\$3855.91	\$4563.37	\$4024.06	\$4731.52	\$ 6531.47	\$ 7431.82	\$ 7212.21	\$ 8241.15
3			120"(3048mm)	TCRT-48C0-	S GK4	3984.71	4781.43	4162.30	4959.02	6939.54	7955.60	7694.99	8857.28
6	29"(737mm)	54"(1372mm)	96"(2438mm)	TCRT-5496-	SNGK4	\$3988.43	\$4635.85	\$4156.58	\$4804.00	\$ 6643.61	\$ 7466.14	\$ 7317.67	\$ 8256.94
6			108"(2743mm)	TCRT-54A8-	SNGK4	4130.76	4863.26	4309.53	5042.03	7094.91	8027.71	7851.32	8917.67
6			120"(3048mm)	TCRT-54C0-	SNGK4	4274.04	5097.20	4463.43	5286.59	7549.04	8599.38	8388.43	9590.22
6			144"(3658mm)	TCRT-54E4-	S GK4	6075.89	7154.19	6286.52	7364.82	10376.54	12316.09	11383.74	13513.88
8			180"(4572mm)	TCRT-54J0-	S GK4	6706.62	8124.11	6949.11	8366.60	11962.67	14304.04	13226.26	15825.22
8			216"(5486mm)	TCRT-54M6-	S GK4	7270.37	9282.49	7544.72	9556.84	13902.84	16224.44	15428.42	18084.56
2	36"(914mm)	30"(762mm)	48"(1219mm)	TCRT-3048-	SNGK6	\$1536.16	\$1827.13	\$1642.95	\$1933.92	\$ 2452.08	\$ 2812.54	\$ 2665.34	\$ 3072.13
2			60"(1524mm)	TCRT-3060-	S GK6	1616.87	1964.92	1729.56	2077.61	2707.77	3142.22	2967.87	3459.92
2			72"(1829mm)	TCRT-3072-	S GK6	1698.52	2109.24	1817.11	2227.83	2966.29	3481.99	3273.86	3859.53
2	36"(914mm)	36"(914mm)	60"(1524mm)	TCRT-3660-	S GK6	\$1691.31	\$2058.80	\$1809.90	\$2177.39	\$ 2944.41	\$ 3404.06	\$ 3247.17	\$ 3768.26
2			72"(1829mm)	TCRT-3672-	S GK6	1787.43	2218.99	1913.10	2344.66	3249.00	3791.71	3607.48	4224.29
2	42"(1067mm)	30"(762mm)	48"(1219mm)	TCRT-3048-	S G 7	\$1571.81	\$1862.78	\$1678.60	\$1969.57	\$ 2487.73	\$ 2848.19	\$ 2700.99	\$ 3107.78
2			60"(1524mm)	TCRT-3060-	S G 7	1652.52	2000.57	1765.21	2113.26	2743.42	3177.87	3003.52	3495.57
2			72"(1829mm)	TCRT-3072-	S G 7	1734.17	2144.89	1852.76	2263.48	3001.94	3517.64	3309.51	3895.18
2	42"(1067mm)	36"(914mm)	60"(1524mm)	TCRT-3660-	S G 7	\$1726.96	\$2094.45	\$1845.55	\$2213.04	\$ 2980.06	\$ 3439.71	\$ 3282.82	\$ 3803.91
2			72"(1829mm)	TCRT-3672-	S G 7	1823.08	2254.64	1948.75	2380.31	3284.65	3827.36	3643.13	4259.94

# Jive Table — Bridge Base

Half Racetrack – Laminate or Wood



TCHT-SNG



## Features

- Includes 1.18”(30mm) thick standard top, base, adjustable glides or casters and hardware.
- Standard table heights are 29”(737mm) and 42”(1067mm).
- Laminate top with knife edge or 3mm edgeband edges or wood veneer top with 3mm wood edgeband or knife edge.
- Casters:
  - Four locking casters with 0.625”(16mm) adjustment.
  - Standard in black.
- Glides:
  - 0.625”(16mm) adjustment.
  - Standard in black.
- Casters and glides are not interchangeable.
- Ships unassembled.

## Specification Tips

- Edge choice allows a flat seam between tables.
- **Specifying a cutout does not automatically include a Power Ready base.**
- Factory installed cutout available on 54”(1372mm) and 60”(1524mm) deep tables:
  - Specify the (F) option for a Center, Single-Sided/4 outlet Flip Top Unit
  - Specify the (J) option for a Center, Single-Sided/6 outlet Flip Top Unit
  - Specify the (M) option for a Center, Double-Sided/8 outlet Flip Top Unit (only available on 60”(1524mm) deep tables)
- Power Ready Base:
  - Allows for cord management through one of the Bridge Base Base columns.
  - Tables with two column Powered leg location is determined during installation.
  - Tables with 54”(1372mm) and 60”(1524mm) depths will have 4 columns. **Powered leg location is determined during installation.**
  - Casters and Glides:
    - Specify the (J) option for Casters on the Power Ready base (only available with two column tables 29”(737mm) or 42”(1067mm) high)
    - Specify the (K) option for Glides on the Power Ready base
  - Flip Top Unit circuit breaker plug will not fit in the Power Ready Base opening.**
- **Power cord length determines the distance to building power source.**
- Separately specified:
  - Ganging Mechanism - Recommended for use with power between tables.
  - Horizontal and Vertical Wire Management
  - Power and Data Components
  - Accessories
- Refer to Specification Guide:
  - Accessory placement and compatibility.
  - Seating capacities and leg locations.
  - Information on electrical components compatible with factory cut opening.
  - Power Ready base cable capacity.
- Application may require approval of local authority having jurisdiction (AHJ); ensure compliance before placing orders and installation.

## To Order, Specify:

1) Product number, including:

### 1 Surface Option:

- L** Laminate
- W** Wood

### 2 Edge Option:

Laminate:

- J** Edgeband
- F** Knife

Wood:

- K** Edgeband
- U** Knife

### 3 Cutout:

- N** No Cutout
- F** Center, Single-Sided/4 outlets, add **\$45.84** list
- J** Center, Single-Sided/6 outlets, add **\$45.84** list
- M** Center, Double-Sided/8 outlets, add **\$45.84** list

### 4 Base and Wire Management Option:

Base - No Power:

- C** Casters, add **\$22.32** list
- G** Glides

Base - Power Ready:

- J** Casters, add **\$22.32** list
- K** Glides

### 5 Base Finish Option:

- A** Painted
- B** Polished, add **\$63.50** list

2) Laminate surface color or wood finish color.

3) Edgeband trim color (laminated only).

4) Base trim color.

**Note:** **\$63.03** upcharge list for Metallic trim colors.

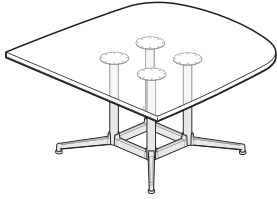
# Jive Table — Bridge Base

Half Racetrack – Laminate or Wood

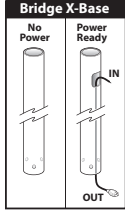
No. of Columns	Height	Depth	Width	Number	① ② ③ ④ ⑤	Laminate A		Laminate B		Wood Group A		Wood Group B		
						J	F	J	F	K	U	K	U	
<b>Base — No Power — No Cutout</b>														
2	29"(737mm)	42"(1067mm)	42"(1067mm)	TCHT-4242-	SNG	4	\$1606.90	\$1935.51	\$1626.37	\$1954.98	\$2212.78	\$2671.09	\$2376.67	\$2897.14
2		48"(1219mm)	48"(1219mm)	TCHT-4848-	SNG	4	1720.18	2087.67	1748.50	2115.99	2572.66	3200.21	2801.62	3519.36
4		54"(1372mm)	54"(1372mm)	TCHT-5454-	S	GG4	1847.70	2254.07	1886.05	2292.42	2977.90	3802.65	3280.03	4227.78
4		60"(1524mm)	60"(1524mm)	TCHT-6060-	S	GG4	1989.46	2434.71	2039.02	2484.27	3428.50	4479.33	3811.90	5023.49
2	42"(1067mm)	42"(1067mm)	42"(1067mm)	TCHT-4242-	SNG	7	\$1748.02	\$2076.63	\$1767.49	\$2096.10	\$2353.90	\$2812.21	\$2517.79	\$3038.26
2		48"(1219mm)	48"(1219mm)	TCHT-4848-	SNG	7	1861.30	2228.79	1889.62	2257.11	2713.78	3341.33	2942.74	3660.48
4		54"(1372mm)	54"(1372mm)	TCHT-5454-	S	GG7	1988.82	2395.19	2027.17	2433.54	3119.02	3943.77	3421.15	4368.90
4		60"(1524mm)	60"(1524mm)	TCHT-6060-	S	GG7	2130.58	2575.83	2180.14	2625.39	3569.62	4620.45	3953.02	5164.61
<b>Base — Power Ready — No Cutout</b>														
2	29"(737mm)	42"(1067mm)	42"(1067mm)	TCHT-4242-	SNG	4	\$1634.03	\$1962.64	\$1653.50	\$1982.11	\$2239.91	\$2698.22	\$2403.80	\$2924.27
2		48"(1219mm)	48"(1219mm)	TCHT-4848-	SNG	4	1747.31	2114.80	1775.63	2143.12	2599.79	3227.34	2828.75	3546.49
4		54"(1372mm)	54"(1372mm)	TCHT-5454-	S	GK4	1874.83	2281.20	1913.18	2319.55	3005.03	3829.78	3307.16	4254.91
4		60"(1524mm)	60"(1524mm)	TCHT-6060-	S	GK4	2016.59	2461.84	2066.15	2511.40	3455.63	4506.46	3839.03	5050.62
2	42"(1067mm)	42"(1067mm)	42"(1067mm)	TCHT-4242-	SNG	7	\$1775.15	\$2103.76	\$1794.62	\$2123.23	\$2381.03	\$2839.34	\$2544.92	\$3065.39
2		48"(1219mm)	48"(1219mm)	TCHT-4848-	SNG	7	1888.43	2255.92	1916.75	2284.24	2740.91	3368.46	2969.87	3687.61
4		54"(1372mm)	54"(1372mm)	TCHT-5454-	S	GK7	2015.95	2422.32	2054.30	2460.67	3146.15	3970.90	3448.28	4396.03
4		60"(1524mm)	60"(1524mm)	TCHT-6060-	S	GK7	2157.71	2602.96	2207.27	2652.52	3596.75	4647.58	3980.15	5191.74

# Jive Table — Bridge Base

Half Pebble – Laminate or Wood



TCHP-SNG



## Features

- Includes 1.18”(30mm) thick standard top, base, adjustable glides or casters and hardware.
- Standard table heights are 29”(737mm) and 42”(1067mm).
- Laminate top with knife edge or 3mm edgeband edges or wood veneer top with 3mm wood edgeband or knife edge.
- Casters:
  - Four locking casters with 0.625”(16mm) adjustment.
  - Standard in black.
- Glides:
  - 0.625”(16mm) adjustment.
  - Standard in black.
- Casters and glides are not interchangeable.
- Ships unassembled.

## Specification Tips

- Edge choice allows a flat seam between tables.
- **Specifying a cutout does not automatically include a Power Ready base.**
- Factory installed cutout available on 54”(1372mm) and 60”(1524mm) deep tables:
  - Specify the (F) option for a Center, Single-Sided/4 outlet Flip Top Unit
  - Specify the (J) option for a Center, Single-Sided/6 outlet Flip Top Unit
  - Specify the (M) option for a Center, Double-Sided/8 outlet Flip Top Unit (only available on 60”(1524mm) deep tables)
- Power Ready Base:
  - Allows for cord management through one of the Bridge Base Base columns.
  - Tables with two column Powered leg location is determined during installation.
  - Tables with 54”(1372mm) and 60”(1524mm) depths will have 4 columns. Powered leg location is determined during installation.
  - Casters and Glides:
    - Specify the (J) option for Casters on the Power Ready base (only available with two column tables 29”(737mm) or 42”(1067mm) high)
    - Specify the (K) option for Glides on the Power Ready base
  - Flip Top Unit circuit breaker plug will not fit in the Power Ready Base opening.**
- **Power cord length determines the distance to building power source.**
- Separately specified:
  - Ganging Mechanism - Recommended for use with power between tables.
  - Horizontal and Vertical Wire Management
  - Power and Data Components
  - Accessories
- Refer to Specification Guide:
  - Accessory placement and compatibility.
  - Seating capacities and leg locations.
  - Information on electrical components compatible with factory cut opening.
  - Power Ready base cable capacity.
- Application may require approval of local authority having jurisdiction (AHJ); ensure compliance before placing orders and installation.

## To Order, Specify:

1) Product number, including:

### ① Surface Option:

- L** Laminate
- W** Wood

### ② Edge Option:

Laminate:

- J** Edgeband
- F** Knife

Wood:

- K** Edgeband
- U** Knife

### ③ Cutout:

- N** No Cutout
- F** Center, Single-Sided/4 outlets, add **\$45.84** list
- J** Center, Single-Sided/6 outlets, add **\$45.84** list
- M** Center, Double-Sided/8 outlets, add **\$45.84** list

### ④ Base and Wire Management Option:

Base - No Power:

- C** Casters, add **\$22.32** list
- G** Glides

Base - Power Ready:

- J** Casters, add **\$22.32** list
- K** Glides

### ⑤ Base Finish Option:

- A** Painted
- B** Polished, add **\$63.50** list

2) Laminate surface color or wood finish color.

3) Edgeband trim color (laminate only).

4) Base trim color.

**Note:** **\$63.03** upcharge list for Metallic trim colors.

# Jive Table — Bridge Base

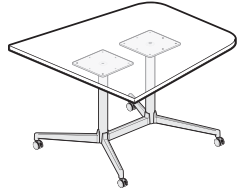
Half Pebble – Laminate or Wood

No. of Columns	Height	Depth	Width	Number	①	②	③	④	⑤	Laminate A		Laminate B		Wood Group A		Wood Group B		
										J	F	J	F	K	U	K	U	
<b>Base — No Power — No Cutout</b>																		
2	29"(737mm)	42"(1067mm)	42"(1067mm)	TCHP-4242-	■	■	SNG	■	4	\$1606.90	\$1935.51	\$1626.37	\$1954.98	\$2212.78	\$2671.09	\$2376.67	\$2897.14	
2		48"(1219mm)	48"(1219mm)	TCHP-4848-	■	■	SNG	■	4	1720.18	2087.67	1748.50	2115.99	2572.66	3200.21	2801.62	3519.36	
4		54"(1372mm)	54"(1372mm)	TCHP-5454-	■	■	S	■	G	■	4	1847.70	2254.07	1886.05	2292.42	2977.90	3802.65	4227.78
4		60"(1524mm)	60"(1524mm)	TCHP-6060-	■	■	S	■	G	■	4	1989.46	2434.71	2039.02	2484.27	3428.50	4479.33	5023.49
2	42"(1067mm)	42"(1067mm)	42"(1067mm)	TCHP-4242-	■	■	SNG	■	7	\$1748.02	\$2076.63	\$1767.49	\$2096.10	\$2353.90	\$2812.21	\$2517.79	\$3038.26	
2		48"(1219mm)	48"(1219mm)	TCHP-4848-	■	■	SNG	■	7	1861.30	2228.79	1889.62	2257.11	2713.78	3341.33	2942.74	3660.48	
4		54"(1372mm)	54"(1372mm)	TCHP-5454-	■	■	S	■	G	■	7	1988.82	2395.19	2027.17	2433.54	3119.02	3943.77	4368.90
4		60"(1524mm)	60"(1524mm)	TCHP-6060-	■	■	S	■	G	■	7	2130.58	2575.83	2180.14	2625.39	3569.62	4620.45	5164.61
<b>Base — Power Ready — No Cutout</b>																		
2	29"(737mm)	42"(1067mm)	42"(1067mm)	TCHP-4242-	■	■	SNG	■	4	\$1634.03	\$1962.64	\$1653.50	\$1982.11	\$2239.91	\$2698.22	\$2403.80	\$2924.27	
2		48"(1219mm)	48"(1219mm)	TCHP-4848-	■	■	SNG	■	4	1747.31	2114.80	1775.63	2143.12	2599.79	3227.34	2828.75	3546.49	
4		54"(1372mm)	54"(1372mm)	TCHP-5454-	■	■	S	■	G	■	4	1874.83	2281.20	1913.18	2319.55	3005.03	3829.78	4254.91
4		60"(1524mm)	60"(1524mm)	TCHP-6060-	■	■	S	■	G	■	4	2016.59	2461.84	2066.15	2511.40	3455.63	4506.46	5050.62
2	42"(1067mm)	42"(1067mm)	42"(1067mm)	TCHP-4242-	■	■	SNG	■	7	\$1775.15	\$2103.76	\$1794.62	\$2123.23	\$2381.03	\$2839.34	\$2544.92	\$3065.39	
2		48"(1219mm)	48"(1219mm)	TCHP-4848-	■	■	SNG	■	7	1888.43	2255.92	1916.75	2284.24	2740.91	3368.46	2969.87	3687.61	
4		54"(1372mm)	54"(1372mm)	TCHP-5454-	■	■	S	■	G	■	7	2015.95	2422.32	2054.30	2460.67	3146.15	3970.90	4396.03
4		60"(1524mm)	60"(1524mm)	TCHP-6060-	■	■	S	■	G	■	7	2157.71	2602.96	2207.27	2652.52	3596.75	4647.58	5191.74

# Jive Table — Bridge Base

Half Hexagon – Laminate or Wood

No. of Columns	Height	Depth	Width	Number	①	②	③	④	Laminate A		Laminate B		Wood Group A		Wood Group B	
									J	F	J	F	K	U	K	U
<b>Base — No Power — No Cutout</b>																
2	29"(737mm)	48"(1219mm)	48"(1219mm)	TCHX-4848-	■	■	SNG	4	\$1720.18	\$2087.67	\$1748.50	\$2115.99	\$2572.66	\$3200.21	\$2801.62	\$3519.36
2	42"(1067mm)	48"(1219mm)	48"(1219mm)	TCHX-4848-	■	■	SNG	7	1861.30	2228.79	1889.62	2257.11	2713.78	3341.33	2942.74	3660.48
<b>Base — Power Ready — No Cutout</b>																
2	29"(737mm)	48"(1219mm)	48"(1219mm)	TCHX-4848-	■	■	SNG	4	\$1747.31	\$2114.80	\$1775.63	\$2143.12	\$2599.79	\$3227.34	\$2828.75	\$3546.49
2	42"(1067mm)	48"(1219mm)	48"(1219mm)	TCHX-4848-	■	■	SNG	7	1888.43	2255.92	1916.75	2284.24	2740.91	3368.46	2969.87	3687.61



TCHX-SNG

### Features

- Includes 1.18"(30mm) thick standard top, base, adjustable glides or casters and hardware.
- Standard table heights are 29"(737mm) and 42"(1067mm).
- Laminate top with knife edge or 3mm edgeband edges or wood veneer top with 3mm wood edgeband or knife edge.
- Casters:
  - Four locking casters with 0.625"(16mm) adjustment.
  - Standard in black.
- Glides:
  - 0.625"(16mm) adjustment.
  - Standard in black.
- Casters and glides are not interchangeable.
- Ships unassembled.

### Specification Tips

- Edge choice allows a flat seam between tables.
- **Not available with factory cutout option.**
- Power Ready Base:
  - Allows for cord management through one of the Bridge Base Base columns.
  - Powered leg location is determined during installation.**
  - Casters and Glides:
    - Specify the (J) option for Casters on the Power Ready base (only available with two column tables 29"(737mm) or 42"(1067mm) high)
    - Specify the (K) option for Glides on the Power Ready base
- **Power cord length determines the distance to building power source.**
- Separately specified:
  - Ganging Mechanism - Recommended for use with power between tables.
  - Horizontal and Vertical Wire Management
  - Power and Data Components
  - Accessories
- Refer to Specification Guide:
  - Accessory placement and compatibility.
  - Seating capacities and leg locations.
  - Information on electrical components compatible with factory cut opening.
  - Power Ready base cable capacity.
- Application may require approval of local authority having jurisdiction (AHJ); ensure compliance before placing orders and installation.

### To Order, Specify:

1) Product number, including:

#### ① Surface Option:

- L Laminate
- W Wood

#### ② Edge Option:

Laminate:

- J Edgeband
- F Knife

Wood:

- K Edgeband
- U Knife

#### ③ Base and Wire Management Option:

Base - No Power:

- C Casters, add **\$22.32** list
- G Glides

Base - Power Ready:

- J Casters, add **\$22.32** list
- K Glides

#### ④ Base Finish Option:

- A Painted
- B Polished, add **\$63.50** list

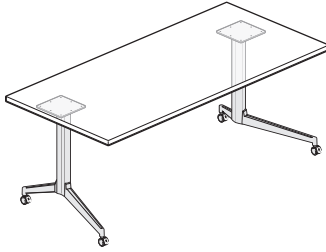
- 2) Laminate surface color or wood finish color.
- 3) Edgeband trim color (laminate only).
- 4) Base trim color.

**Note:** \$63.03 upcharge list for Metallic trim colors.

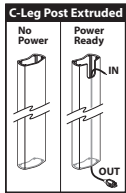


# Jive Table — C-Leg — Extruded

Rectangle – Laminate or Wood



TCRA-SNC



## Features

- Includes 1.18”(30mm) thick standard top, base, adjustable glides or casters and hardware.
- Standard table heights are 29”(737mm) and 42”(1067mm).
- Laminate or wood top with 3mm edgeband on user edge and 1mm edgeband on remaining sides, or knife edge on user edge and 1mm edgeband on sides and back.
- Optional Belong Hatch cutout:
  - Laminate tops only with one cutout.
  - Available on worksurfaces 30”(762mm)D and widths 54”(1372mm), 60”(1524mm), 66”(1676mm) and 72”(1829mm).
  - Requires separately specified Belong Hatch.
  - Refer to Specification Guide for cutout details.
- Casters:
  - Two locking and two non-locking casters with 0.625”(16mm) adjustment.
  - Standard in black.
- Glides:
  - 0.625”(16mm) adjustment.
  - Standard in black.
- Casters and glides are not interchangeable.
- Ships unassembled.

## Specification Tips

- Edge choice allows a flat seam between tables.
- **Specifying a cutout does not automatically include a Power Ready base.**
- Factory installed cutout is available for:
  - Specify the (A) option for a Center, Single-Sided/2 outlet Flip Top Unit
  - Specify the (F) option for a Center, Single-Sided/4 outlet Flip Top Unit
  - Specify the (J) option for a Center, Single-Sided/6 outlet Flip Top Unit
  - Specify the (H) option for Belong Hatch
- Power Ready Base:
  - Allows for cord management through one of the Extruded C-Legs. Powered leg location determined during installation.
  - Casters and Glides:
    - Specify the (J) option for Casters on the Power Ready base (only available on 29”(737mm) high tables)
    - Specify the (K) option for Glides on the Power Ready base (available on 29”(737mm) and 42”(1067mm) high tables)
  - Flip Top Unit circuit breaker plug will not fit in the Power Ready Base opening.**
- **Power cord length determines the distance to building power source.**
- Separately specified:
  - Ganging Mechanism - Recommended for use with power between tables.
  - Horizontal and Vertical Wire Management
  - Power and Data Components
  - Accessories
- Refer to Specification Guide:
  - Accessory placement and compatibility.
  - Seating capacities and leg locations.
  - Information on electrical components compatible with factory cut opening.
  - Power Ready base cable capacity.
- Application may require approval of local authority having jurisdiction (AHJ); ensure compliance before placing orders and installation.

## To Order, Specify:

1) Product number, including:

### 1 Surface Option:

- L** Laminate
- W** Wood

### 2 Edge Option:

Laminate:

- J** Edgeband
- F** Knife

Wood:

- K** Edgeband
- U** Knife

### 3 Cutout:

- N** No Cutout
- A** Center, Single-Sided/2 outlets, add **\$45.84** list
- F** Center, Single-Sided/4 outlets, add **\$45.84** list
- J** Center, Single-Sided/6 outlets, add **\$45.84** list
- H** Belong Hatch add **\$45.84** list

### 4 Base and Wire Management Option:

Base - No Power:

- C** Casters, add **\$22.32** list (29” Height Only)
- G** Glides

Base - Power Ready:

- J** Casters, add **\$22.32** list (29” Height Only)
- K** Glides

### 5 Base Finish Option:

- A** Painted
- B** Polished, add **\$63.50** list

- 2) Laminate surface color or wood finish color.
- 3) Edgeband trim color (laminate only).
- 4) Base trim color.

**Note:** **\$63.03** upcharge list for Metallic trim colors.



# Jive Table — C-Leg — Extruded

Rectangle – Laminate or Wood

Height	Depth	Width	Number	① ② ③ ④ ⑤					Laminate A		Laminate B		Wood Group A		Wood Group B		
				J	F	J	F	K	U	K	U						
<b>Base — No Power — No Cutout</b>																	
29"(737mm)	24"(610mm)	36"(914mm)	TCRA-2436-	<input type="checkbox"/>	<input type="checkbox"/>	<input type="checkbox"/>	<input type="checkbox"/>	<input type="checkbox"/>	<input type="checkbox"/>	\$ 923.92	\$1146.78	\$1021.27	\$1244.13	\$1567.76	\$1839.92	\$1708.65	\$2013.68
		42"(1067mm)	TCRA-2442-	<input type="checkbox"/>	<input type="checkbox"/>	<input type="checkbox"/>	<input type="checkbox"/>	<input type="checkbox"/>	<input type="checkbox"/>	956.46	1203.66	1056.17	1303.37	1670.80	1974.51	1830.59	2171.98
		48"(1219mm)	TCRA-2448-	<input type="checkbox"/>	<input type="checkbox"/>	<input type="checkbox"/>	<input type="checkbox"/>	<input type="checkbox"/>	<input type="checkbox"/>	989.23	1262.16	1091.30	1364.23	1774.55	2111.63	1953.40	2333.24
		54"(1372mm)	TCRA-2454-	<input type="checkbox"/>	<input type="checkbox"/>	<input type="checkbox"/>	<input type="checkbox"/>	<input type="checkbox"/>	<input type="checkbox"/>	1022.23	1322.31	1126.66	1426.74	1879.00	2251.26	2077.07	2497.45
		60"(1524mm)	TCRA-2460-	<input type="checkbox"/>	<input type="checkbox"/>	<input type="checkbox"/>	<input type="checkbox"/>	<input type="checkbox"/>	<input type="checkbox"/>	1055.47	1384.08	1162.26	1490.87	1984.17	2393.42	2201.61	2664.62
		66"(1676mm)	TCRA-2466-	<input type="checkbox"/>	<input type="checkbox"/>	<input type="checkbox"/>	<input type="checkbox"/>	<input type="checkbox"/>	<input type="checkbox"/>	1088.94	1447.49	1198.09	1556.64	2090.04	2538.10	2327.01	2834.74
		72"(1829mm)	TCRA-2472-	<input type="checkbox"/>	<input type="checkbox"/>	<input type="checkbox"/>	<input type="checkbox"/>	<input type="checkbox"/>	<input type="checkbox"/>	1122.64	1512.53	1234.15	1624.04	2196.63	2685.31	2453.27	3007.82
		30"(762mm)	36"(914mm)	TCRA-3036-	<input type="checkbox"/>	<input type="checkbox"/>	<input type="checkbox"/>	<input type="checkbox"/>	<input type="checkbox"/>	<input type="checkbox"/>	\$ 969.42	\$1208.91	\$1070.31	\$1309.80	\$1712.26	\$2006.00	\$1879.30
42"(1067mm)	TCRA-3042-			<input type="checkbox"/>	<input type="checkbox"/>	<input type="checkbox"/>	<input type="checkbox"/>	<input type="checkbox"/>	1009.19	1273.73	1113.03	1377.57	1838.34	2164.53	2028.41	2395.70	
48"(1219mm)	TCRA-3048-			<input type="checkbox"/>	<input type="checkbox"/>	<input type="checkbox"/>	<input type="checkbox"/>	<input type="checkbox"/>	1049.20	1340.17	1155.99	1446.96	1965.12	2325.58	2178.38	2585.17	
54"(1372mm)	TCRA-3054-			<input type="checkbox"/>	<input type="checkbox"/>	<input type="checkbox"/>	<input type="checkbox"/>	<input type="checkbox"/>	1089.44	1408.25	1199.18	1517.99	2092.61	2489.16	2329.21	2777.59	
60"(1524mm)	TCRA-3060-			<input type="checkbox"/>	<input type="checkbox"/>	<input type="checkbox"/>	<input type="checkbox"/>	<input type="checkbox"/>	1129.91	1477.96	1242.60	1590.65	2220.81	2655.26	2480.91	2972.96	
66"(1676mm)	TCRA-3066-			<input type="checkbox"/>	<input type="checkbox"/>	<input type="checkbox"/>	<input type="checkbox"/>	<input type="checkbox"/>	1170.62	1549.30	1286.26	1664.94	2349.72	2823.88	2633.47	3171.29	
72"(1829mm)	TCRA-3072-			<input type="checkbox"/>	<input type="checkbox"/>	<input type="checkbox"/>	<input type="checkbox"/>	<input type="checkbox"/>	1211.56	1622.28	1330.15	1740.87	2479.33	2995.03	2786.90	3372.57	
42"(1067mm)	24"(610mm)			36"(914mm)	TCRA-2436-	<input type="checkbox"/>	<input type="checkbox"/>	<input type="checkbox"/>	<input type="checkbox"/>	<input type="checkbox"/>	\$1194.77	\$1417.63	\$1292.12	\$1514.98	\$1838.61	\$2110.77	\$1979.50
		42"(1067mm)	TCRA-2442-	<input type="checkbox"/>	<input type="checkbox"/>	<input type="checkbox"/>	<input type="checkbox"/>	<input type="checkbox"/>	1227.31	1474.51	1327.02	1574.22	1941.65	2245.36	2101.44	2442.83	
		48"(1219mm)	TCRA-2448-	<input type="checkbox"/>	<input type="checkbox"/>	<input type="checkbox"/>	<input type="checkbox"/>	<input type="checkbox"/>	1260.08	1533.01	1362.15	1635.08	2045.40	2382.48	2224.25	2604.09	
		54"(1372mm)	TCRA-2454-	<input type="checkbox"/>	<input type="checkbox"/>	<input type="checkbox"/>	<input type="checkbox"/>	<input type="checkbox"/>	1293.08	1593.16	1397.51	1697.59	2149.85	2522.11	2347.92	2768.30	
		60"(1524mm)	TCRA-2460-	<input type="checkbox"/>	<input type="checkbox"/>	<input type="checkbox"/>	<input type="checkbox"/>	<input type="checkbox"/>	1326.32	1654.93	1433.11	1761.72	2255.02	2664.27	2472.46	2935.47	
		66"(1676mm)	TCRA-2466-	<input type="checkbox"/>	<input type="checkbox"/>	<input type="checkbox"/>	<input type="checkbox"/>	<input type="checkbox"/>	1359.79	1718.34	1468.94	1827.49	2360.89	2808.95	2597.86	3105.59	
		72"(1829mm)	TCRA-2472-	<input type="checkbox"/>	<input type="checkbox"/>	<input type="checkbox"/>	<input type="checkbox"/>	<input type="checkbox"/>	1393.49	1783.38	1505.00	1894.89	2467.48	2956.16	2724.12	3278.67	
		30"(762mm)	36"(914mm)	TCRA-3036-	<input type="checkbox"/>	<input type="checkbox"/>	<input type="checkbox"/>	<input type="checkbox"/>	<input type="checkbox"/>	\$1240.27	\$1479.76	\$1341.16	\$1580.65	\$1983.11	\$2276.85	\$2150.15	\$2480.04
42"(1067mm)	TCRA-3042-			<input type="checkbox"/>	<input type="checkbox"/>	<input type="checkbox"/>	<input type="checkbox"/>	1280.04	1544.58	1383.88	1648.42	2109.19	2435.38	2299.26	2666.55		
48"(1219mm)	TCRA-3048-			<input type="checkbox"/>	<input type="checkbox"/>	<input type="checkbox"/>	<input type="checkbox"/>	1320.05	1611.02	1426.84	1717.81	2235.97	2596.43	2449.23	2856.02		
54"(1372mm)	TCRA-3054-			<input type="checkbox"/>	<input type="checkbox"/>	<input type="checkbox"/>	<input type="checkbox"/>	1360.29	1679.10	1470.03	1788.84	2363.46	2760.01	2600.06	3048.44		
60"(1524mm)	TCRA-3060-			<input type="checkbox"/>	<input type="checkbox"/>	<input type="checkbox"/>	<input type="checkbox"/>	1400.76	1748.81	1513.45	1861.50	2491.66	2926.11	2751.76	3243.81		
66"(1676mm)	TCRA-3066-			<input type="checkbox"/>	<input type="checkbox"/>	<input type="checkbox"/>	<input type="checkbox"/>	1441.47	1820.15	1557.11	1935.79	2620.57	3094.73	2904.32	3442.14		
72"(1829mm)	TCRA-3072-			<input type="checkbox"/>	<input type="checkbox"/>	<input type="checkbox"/>	<input type="checkbox"/>	1482.41	1893.13	1601.00	2011.72	2750.18	3265.88	3057.75	3643.42		

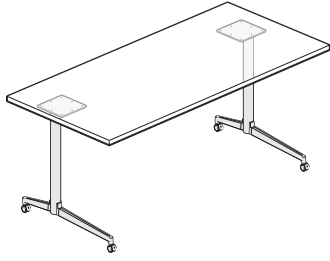
# Jive Table — C-Leg — Extruded

Rectangle – Laminate or Wood

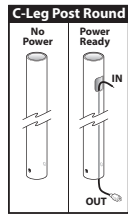
Height	Depth	Width	Number	① ② ③ ④ ⑤					Laminate A		Laminate B		Wood Group A		Wood Group B	
				J	F	J	F	K	U	K	U					
<b>Base — Power Ready — No Cutout</b>																
29"(737mm)	24"(610mm)	36"(914mm)	TCRA-2436-	S	C	4	\$ 951.05	\$1173.91	\$1048.40	\$1271.26	\$1594.89	\$1867.05	\$1735.78	\$2040.81		
		42"(1067mm)	TCRA-2442-	S	C	4	983.59	1230.79	1083.30	1330.50	1697.93	2001.64	1857.72	2199.11		
		48"(1219mm)	TCRA-2448-	S	C	4	1016.36	1289.29	1118.43	1391.36	1801.68	2138.76	1980.53	2360.37		
		54"(1372mm)	TCRA-2454-	S	C	4	1049.36	1349.44	1153.79	1453.87	1906.13	2278.39	2104.20	2524.58		
		60"(1524mm)	TCRA-2460-	S	C	4	1082.60	1411.21	1189.39	1518.00	2011.30	2420.55	2228.74	2691.75		
		66"(1676mm)	TCRA-2466-	S	C	4	1116.07	1474.62	1225.22	1583.77	2117.17	2565.23	2354.14	2861.87		
		72"(1829mm)	TCRA-2472-	S	C	4	1149.77	1539.66	1261.28	1651.17	2223.76	2712.44	2480.40	3034.95		
30"(762mm)	36"(914mm)	TCRA-3036-	S	C	4	\$ 996.55	\$1236.04	\$1097.44	\$1336.93	\$1739.39	\$2033.13	\$1906.43	\$2236.32			
		42"(1067mm)	TCRA-3042-	S	C	4	1036.32	1300.86	1140.16	1404.70	1865.47	2191.66	2055.54	2422.83		
		48"(1219mm)	TCRA-3048-	S	C	4	1076.33	1367.30	1183.12	1474.09	1992.25	2352.71	2205.51	2612.30		
		54"(1372mm)	TCRA-3054-	S	C	4	1116.57	1435.38	1226.31	1545.12	2119.74	2516.29	2356.34	2804.72		
		60"(1524mm)	TCRA-3060-	S	C	4	1157.04	1505.09	1269.73	1617.78	2247.94	2682.39	2508.04	3000.09		
		66"(1676mm)	TCRA-3066-	S	C	4	1197.75	1576.43	1313.39	1692.07	2376.85	2851.01	2660.60	3198.42		
		72"(1829mm)	TCRA-3072-	S	C	4	1238.69	1649.41	1357.28	1768.00	2506.46	3022.16	2814.03	3399.70		
42"(1067mm)	24"(610mm)	36"(914mm)	TCRA-2436-	S	CK7	\$1221.90	\$1444.76	\$1319.25	\$1542.11	\$1865.74	\$2137.90	\$2006.63	\$2311.66			
		42"(1067mm)	TCRA-2442-	S	CK7	1254.44	1501.64	1354.15	1601.35	1968.78	2272.49	2128.57	2469.96			
		48"(1219mm)	TCRA-2448-	S	CK7	1287.21	1560.14	1389.28	1662.21	2072.53	2409.61	2251.38	2631.22			
		54"(1372mm)	TCRA-2454-	S	CK7	1320.21	1620.29	1424.64	1724.72	2176.98	2549.24	2375.05	2795.43			
		60"(1524mm)	TCRA-2460-	S	CK7	1353.45	1682.06	1460.24	1788.85	2282.15	2691.40	2499.59	2962.60			
		66"(1676mm)	TCRA-2466-	S	CK7	1386.92	1745.47	1496.07	1854.62	2388.02	2836.08	2624.99	3132.72			
		72"(1829mm)	TCRA-2472-	S	CK7	1420.62	1810.51	1532.13	1922.02	2494.61	2983.29	2751.25	3305.80			
30"(762mm)	36"(914mm)	TCRA-3036-	S	CK7	\$1267.40	\$1506.89	\$1368.29	\$1607.78	\$2010.24	\$2303.98	\$2177.28	\$2507.17				
		42"(1067mm)	TCRA-3042-	S	CK7	1307.17	1571.71	1411.01	1675.55	2136.32	2462.51	2326.39	2693.68			
		48"(1219mm)	TCRA-3048-	S	CK7	1347.18	1638.15	1453.97	1744.94	2263.10	2623.56	2476.36	2883.15			
		54"(1372mm)	TCRA-3054-	S	CK7	1387.42	1706.23	1497.16	1815.97	2390.59	2787.14	2627.19	3075.57			
		60"(1524mm)	TCRA-3060-	S	CK7	1427.89	1775.94	1540.58	1888.63	2518.79	2953.24	2778.89	3270.94			
		66"(1676mm)	TCRA-3066-	S	CK7	1468.60	1847.28	1584.24	1962.92	2647.70	3121.86	2931.45	3469.27			
		72"(1829mm)	TCRA-3072-	S	CK7	1509.54	1920.26	1628.13	2038.85	2777.31	3293.01	3084.88	3670.55			

# Jive Table — C-Leg — Round

Rectangle – Laminate or Wood



TCRA-SNB



## Features

- Includes 1.18”(30mm) thick standard top, base, adjustable glides or casters and hardware.
- Standard table heights are 29”(737mm) and 42”(1067mm).
- Laminate or wood top with 3mm edgeband on user edge and 1mm edgeband on remaining sides, or knife edge on user edge and 1mm edgeband on sides and back.
- Optional Belong Hatch cutout:
  - Laminate tops only with one cutout.
  - Available on worksurfaces 54”(1372mm), 60”(1524mm), 66”(1676mm) and 72”(1829mm).
  - Requires separately specified Belong Hatch.
  - Refer to Specification Guide for cutout details.
- Casters:
  - Two locking and two non-locking casters.
  - Standard in black.
- Glides:
  - 0.625”(16mm) adjustment.
  - Standard in black.
- Casters and glides are not interchangeable.
- Ships unassembled.

## Specification Tips

- Edge choice allows a flat seam between tables.
- **Specifying a cutout does not automatically include a Power Ready base.**
- Factory installed cutout is available for:
  - Specify the (A) option for a Center, Single-Sided/2 outlet Flip Top Unit
  - Specify the (F) option for a Center, Single-Sided/4 outlet Flip Top Unit
  - Specify the (J) option for a Center, Single-Sided/6 outlet Flip Top Unit
  - Specify the (H) option for Belong Hatch
- Power Ready Base:
  - Allows for cord management through one of the Round C-Legs. Powered leg location determined during installation.
  - Casters and Glides:
    - Specify the (J) option for Casters on the Power Ready base (only available on 29”(737mm) high tables)
    - Specify the (K) option for Glides on the Power Ready base (available on 29”(737mm) and 42”(1067mm) high tables)
  - Flip Top Unit circuit breaker plug will not fit in the Power Ready Base opening.**
- **Power cord length determines the distance to building power source.**
- Separately specified:
  - Ganging Mechanism - Recommended for use with power between tables.
  - Horizontal and Vertical Wire Management
  - Power and Data Components
  - Accessories
- Refer to Specification Guide:
  - Accessory placement and compatibility.
  - Seating capacities and leg locations.
  - Information on electrical components compatible with factory cut opening.
  - Power Ready base cable capacity.
- Application may require approval of local authority having jurisdiction (AHJ); ensure compliance before placing orders and installation.

## To Order, Specify:

1) Product number, including:

### ① Surface Option:

- L** Laminate
- W** Wood

### ② Edge Option:

Laminate:

- J** Edgeband
- F** Knife

Wood:

- K** Edgeband
- U** Knife

### ③ Cutout:

- N** No Cutout
- A** Center, Single-Sided/2 outlets, add **\$45.84** list
- F** Center, Single-Sided/4 outlets, add **\$45.84** list
- J** Center, Single-Sided/6 outlets, add **\$45.84** list
- H** Belong Hatch add **\$45.84** list

### ④ Base Foot and Wire Management:

Base - No Power:

- C** Casters, add **\$22.32** list (29” Height Only)
- G** Glides

Base - Power Ready:

- J** Casters, add **\$22.32** list (29” Height Only)
- K** Glides

### ⑤ Base Foot Finish Option:

- A** Painted
- B** Polished, add **\$63.50** list

- 2) Laminate surface color or wood finish color.
- 3) Edgeband trim color (laminate only).
- 4) Base trim color.

**Note:** **\$63.03** upcharge list for Metallic trim colors.

# Jive Table — C-Leg — Round

Rectangle – Laminate or Wood

Height	Depth	Width	Distributed Load Capacity	Number	① ② ③ ④ ⑤	Laminate A		Laminate B		Wood Group A		Wood Group B			
						J	F	J	F	K	U	K	U		
<b>Base — No Power — No Cutout</b>															
29"(737mm)	24"(610mm)	36"(914mm)	144	TCRA-2436-	S	B	4	\$ 724.11	\$ 946.97	\$ 821.46	\$ 1044.32	\$ 1367.95	\$ 1640.11	\$ 1508.84	\$ 1813.87
		42"(1067mm)	158	TCRA-2442-	S	B	4	756.65	1003.85	856.36	1103.56	1470.99	1774.70	1630.78	1972.17
		48"(1219mm)	173	TCRA-2448-	S	B	4	789.42	1062.35	891.49	1164.42	1574.74	1911.82	1753.59	2133.43
		54"(1372mm)	187	TCRA-2454-	S	B	4	822.42	1122.50	926.85	1226.93	1679.19	2051.45	1877.26	2297.64
		60"(1524mm)	202	TCRA-2460-	S	B	4	855.66	1184.27	962.45	1291.06	1784.36	2193.61	2001.80	2464.81
		66"(1676mm)	216	TCRA-2466-	S	B	4	889.13	1247.68	998.28	1356.83	1890.23	2338.29	2127.20	2634.93
		72"(1829mm)	230	TCRA-2472-	S	B	4	922.83	1312.72	1034.34	1424.23	1996.82	2485.50	2253.46	2808.01
	30"(762mm)	36"(914mm)	158	TCRA-3036-	S	B	4	\$ 769.61	\$ 1009.10	\$ 870.50	\$ 1109.99	\$ 1512.45	\$ 1806.19	\$ 1679.49	\$ 2009.38
		42"(1067mm)	173	TCRA-3042-	S	B	4	809.38	1073.92	913.22	1177.76	1638.53	1964.72	1828.60	2195.89
		48"(1219mm)	187	TCRA-3048-	S	B	4	849.39	1140.36	956.18	1247.15	1765.31	2125.77	1978.57	2385.36
		54"(1372mm)	202	TCRA-3054-	S	B	4	889.63	1208.44	999.37	1318.18	1892.80	2289.35	2129.40	2577.78
		60"(1524mm)	216	TCRA-3060-	S	B	4	930.10	1278.15	1042.79	1390.84	2021.00	2455.45	2281.10	2773.15
		66"(1676mm)	230	TCRA-3066-	S	B	4	970.81	1349.49	1086.45	1465.13	2149.91	2624.07	2433.66	2971.48
		72"(1829mm)	245	TCRA-3072-	S	B	4	1011.75	1422.47	1130.34	1541.06	2279.52	2795.22	2587.09	3172.76
42"(1067mm)	24"(610mm)	36"(914mm)	144	TCRA-2436-	S	B	G7	\$ 994.94	\$ 1217.80	\$ 1092.29	\$ 1315.15	\$ 1638.78	\$ 1910.94	\$ 1779.67	\$ 2084.70
		42"(1067mm)	158	TCRA-2442-	S	B	G7	1027.48	1274.68	1127.19	1374.39	1741.82	2045.53	1901.61	2243.00
		48"(1219mm)	173	TCRA-2448-	S	B	G7	1060.25	1333.18	1162.32	1435.25	1845.57	2182.65	2024.42	2404.26
		54"(1372mm)	187	TCRA-2454-	S	B	G7	1093.25	1393.33	1197.68	1497.76	1950.02	2322.28	2148.09	2568.47
		60"(1524mm)	202	TCRA-2460-	S	B	G7	1126.49	1455.10	1233.28	1561.89	2055.19	2464.44	2272.63	2735.64
		66"(1676mm)	216	TCRA-2466-	S	B	G7	1159.96	1518.51	1269.11	1627.66	2161.06	2609.12	2398.03	2905.76
		72"(1829mm)	230	TCRA-2472-	S	B	G7	1193.66	1583.55	1305.17	1695.06	2267.65	2756.33	2524.29	3078.84
	30"(762mm)	36"(914mm)	158	TCRA-3036-	S	B	G7	\$ 1040.44	\$ 1279.93	\$ 1141.33	\$ 1380.82	\$ 1783.28	\$ 2077.02	\$ 1950.32	\$ 2280.21
		42"(1067mm)	173	TCRA-3042-	S	B	G7	1080.21	1344.75	1184.05	1448.59	1909.36	2235.55	2099.43	2466.72
		48"(1219mm)	187	TCRA-3048-	S	B	G7	1120.22	1411.19	1227.01	1517.98	2036.14	2396.60	2249.40	2656.19
		54"(1372mm)	202	TCRA-3054-	S	B	G7	1160.46	1479.27	1270.20	1589.01	2163.63	2560.18	2400.23	2848.61
		60"(1524mm)	216	TCRA-3060-	S	B	G7	1200.93	1548.98	1313.62	1661.67	2291.83	2726.28	2551.93	3043.98
		66"(1676mm)	230	TCRA-3066-	S	B	G7	1241.64	1620.32	1357.28	1735.96	2420.74	2894.90	2704.49	3242.31
		72"(1829mm)	245	TCRA-3072-	S	B	G7	1282.58	1693.30	1401.17	1811.89	2550.35	3066.05	2857.92	3443.59

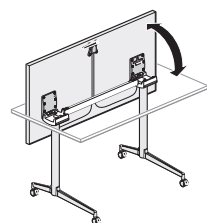
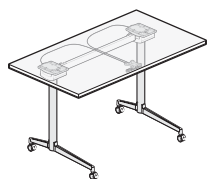
# Jive Table — C-Leg — Round

Rectangle – Laminate or Wood

Height	Depth	Width	Distributed Load Capacity	Number	① ② ③ ④ ⑤	Laminate A		Laminate B		Wood Group A		Wood Group B				
						J	F	J	F	K	U	K	U			
<b>Base — Power Ready — No Cutout</b>																
29"(737mm)	24"(610mm)	36"(914mm)	144	TCRA-2436-	S	B	4	\$ 751.24	\$ 974.10	\$ 848.59	\$ 1071.45	\$ 1395.08	\$ 1667.24	\$ 1535.97	\$ 1841.00	
		42"(1067mm)	158	TCRA-2442-	S	B	4	783.78	1030.98	883.49	1130.69	1498.12	1801.83	1657.91	1999.30	
		48"(1219mm)	173	TCRA-2448-	S	B	4	816.55	1089.48	918.62	1191.55	1601.87	1938.95	1780.72	2160.56	
		54"(1372mm)	187	TCRA-2454-	S	B	4	849.55	1149.63	953.98	1254.06	1706.32	2078.58	1904.39	2324.77	
		60"(1524mm)	202	TCRA-2460-	S	B	4	882.79	1211.40	989.58	1318.19	1811.49	2220.74	2028.93	2491.94	
		66"(1676mm)	216	TCRA-2466-	S	B	4	916.26	1274.81	1025.41	1383.96	1917.36	2365.42	2154.33	2662.06	
		72"(1829mm)	230	TCRA-2472-	S	B	4	949.96	1339.85	1061.47	1451.36	2023.95	2512.63	2280.59	2835.14	
		30"(762mm)	36"(914mm)	36"(914mm)	158	TCRA-3036-	S	B	4	\$ 796.74	\$ 1036.23	\$ 897.63	\$ 1137.12	\$ 1539.58	\$ 1833.32	\$ 1706.62
42"(1067mm)	173			TCRA-3042-	S	B	4	836.51	1101.05	940.35	1204.89	1665.66	1991.85	1855.73	2223.02	
48"(1219mm)	187			TCRA-3048-	S	B	4	876.52	1167.49	983.31	1274.28	1792.44	2152.90	2005.70	2412.49	
54"(1372mm)	202			TCRA-3054-	S	B	4	916.76	1235.57	1026.50	1345.31	1919.93	2316.48	2156.53	2604.91	
60"(1524mm)	216			TCRA-3060-	S	B	4	957.23	1305.28	1069.92	1417.97	2048.13	2482.58	2308.23	2800.28	
66"(1676mm)	230			TCRA-3066-	S	B	4	997.94	1376.62	1113.58	1492.26	2177.04	2651.20	2460.79	2998.61	
72"(1829mm)	245			TCRA-3072-	S	B	4	1038.88	1449.60	1157.47	1568.19	2306.65	2822.35	2614.22	3199.89	
42"(1067mm)	24"(610mm)			36"(914mm)	144	TCRA-2436-	S	BK7		\$ 1022.07	\$ 1244.93	\$ 1119.42	\$ 1342.28	\$ 1665.91	\$ 1938.07	\$ 1806.80
		42"(1067mm)	158	TCRA-2442-	S	BK7		1054.61	1301.81	1154.32	1401.52	1768.95	2072.66	1928.74	2270.13	
		48"(1219mm)	173	TCRA-2448-	S	BK7		1087.38	1360.31	1189.45	1462.38	1872.70	2209.78	2051.55	2431.39	
		54"(1372mm)	187	TCRA-2454-	S	BK7		1120.38	1420.46	1224.81	1524.89	1977.15	2349.41	2175.22	2595.60	
		60"(1524mm)	202	TCRA-2460-	S	BK7		1153.62	1482.23	1260.41	1589.02	2082.32	2491.57	2299.76	2762.77	
		66"(1676mm)	216	TCRA-2466-	S	BK7		1187.09	1545.64	1296.24	1654.79	2188.19	2636.25	2425.16	2932.89	
		72"(1829mm)	230	TCRA-2472-	S	BK7		1220.79	1610.68	1332.30	1722.19	2294.78	2783.46	2551.42	3105.97	
		30"(762mm)	36"(914mm)	36"(914mm)	158	TCRA-3036-	S	BK7		\$ 1067.57	\$ 1307.06	\$ 1168.46	\$ 1407.95	\$ 1810.41	\$ 2104.15	\$ 1977.45
	42"(1067mm)			173	TCRA-3042-	S	BK7		1107.34	1371.88	1211.18	1475.72	1936.49	2262.68	2126.56	2493.85
	48"(1219mm)			187	TCRA-3048-	S	BK7		1147.35	1438.32	1254.14	1545.11	2063.27	2423.73	2276.53	2683.32
	54"(1372mm)			202	TCRA-3054-	S	BK7		1187.59	1506.40	1297.33	1616.14	2190.76	2587.31	2427.36	2875.74
	60"(1524mm)			216	TCRA-3060-	S	BK7		1228.06	1576.11	1340.75	1688.80	2318.96	2753.41	2579.06	3071.11
	66"(1676mm)			230	TCRA-3066-	S	BK7		1268.77	1647.45	1384.41	1763.09	2447.87	2922.03	2731.62	3269.44
	72"(1829mm)			245	TCRA-3072-	S	BK7		1309.71	1720.43	1428.30	1839.02	2577.48	3093.18	2885.05	3470.72

# Jive Table — C-Leg (Round or Extruded) — Flip Base

Rectangle – Laminate or Wood



TCRA-SNH

## Features

- Includes 1.18" (30mm) thick top, two C-Leg bases with round or extruded columns, stretcher and hardware
- Standard table height is 29" (737mm).
- Laminate or wood top with 3mm edgeband on user edge and 1mm edgeband on remaining sides, or knife edge on user edge and 1mm edgeband on sides and back.
- Casters:
  - Two locking and two non-locking casters.
  - Standard in black.
- Glides:
  - 0.625" (16mm) adjustment.
  - Standard in black.
- Casters and glides are not interchangeable.
- Depth and width shown in nominal dimensions.
- Ships unassembled.

## Specification Tips

- Edge choice allows a flat seam between tables.
- **Specifying a cutout does not automatically include a Power Ready base.**
- Factory installed cutout is available for:
  - Specify the (A) option for a Center, Single-Sided/2 outlet Flip Top Unit
  - Specify the (F) option for a Center, Single-Sided/4 outlet Flip Top Unit
  - Specify the (J) option for a Center, Single-Sided/6 outlet Flip Top Unit
- Power Ready Base:
  - Allows for cord management through one of the C-Leg (Round or Extruded) Base Legs. Powered leg location determined during installation.
  - Casters and Glides:
    - Specify the (L) option for Casters on the Power Ready base
    - Specify the (M) option for Glides on the Power Ready base
  - Flip Top Unit circuit breaker plug will not fit in the Power Ready Base opening.**
- **Power cord length determines the distance to building power source.**
- Separately specified:
  - Ganging Mechanism - Required for use with powered tables.
  - Horizontal and Vertical Wire Management
  - Power and Data Components
  - Accessories
- Refer to Specification Guide:
  - Accessory placement and compatibility.
  - Seating capacities and leg locations.
  - Information on electrical components compatible with factory cut opening.
  - Power Ready base cable capacity.
- Application may require approval of local authority having jurisdiction (AHJ); ensure compliance before placing orders and installation.

## To Order, Specify:

- 1) Product number, including:

### 1 Surface Option:

**L** Laminate

**W** Wood

### 2 Edge Option:

Laminate:

**J** Edgeband

**F** Knife

Wood:

**K** Edgeband

**U** Knife

### 3 Cutout:

**N** No Cutout

**A** Center, Single-Sided/2 outlets, add **\$45.84** list

**F** Center, Single-Sided/4 outlets, add **\$45.84** list

**J** Center, Single-Sided/6 outlets, add **\$45.84** list

### 4 Base and Wire Management Option:

Base - No Power:

**H** Casters, add **\$22.32** list

**F** Glides

Base - Power Ready:

**L** Casters, add **\$22.32** list

**M** Glides

### 5 Base Finish Option:

**A** Painted

**B** Polished, add **\$63.50** list

- 2) Surface color.
- 3) Edgeband trim color.
- 4) Base trim color.

**Note:** **\$63.03** upcharge list for Metallic trim colors.

# Jive Table — C-Leg (Round or Extruded) — Flip Base

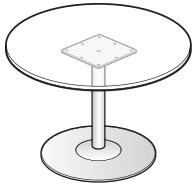
Rectangle – Laminate or Wood

Height	Depth	Width	Distributed Load Capacity	Number	① ② ③ ④ ⑤	Laminate A		Laminate B		Wood Group A		Wood Group B	
						J	F	J	F	K	U	K	U
<b>Round — Base — No Power — No Cutout</b>													
29"(737mm)	24"(610mm)	48"(1219mm)	173	TCRA-2448-	■ ■ S ■ B ■ 4 ■	\$1409.89	\$1682.82	\$1511.96	\$1784.89	\$2195.21	\$2532.29	\$2374.06	\$2753.90
		60"(1524mm)	202	TCRA-2460-	■ ■ S ■ B ■ 4 ■	1476.13	1804.74	1582.92	1911.53	2404.83	2814.08	2622.27	3085.28
		72"(1829mm)	230	TCRA-2472-	■ ■ S ■ B ■ 4 ■	1543.30	1933.19	1654.81	2044.70	2617.29	3105.97	2873.93	3428.48
	30"(762mm)	48"(1219mm)	187	TCRA-3048-	■ ■ S ■ B ■ 4 ■	\$1469.86	\$1760.83	\$1576.65	\$1867.62	\$2385.78	\$2746.24	\$2599.04	\$3005.83
		60"(1524mm)	216	TCRA-3060-	■ ■ S ■ B ■ 4 ■	1550.57	1898.62	1663.26	2011.31	2641.47	3075.92	2901.57	3393.62
		72"(1829mm)	245	TCRA-3072-	■ ■ S ■ B ■ 4 ■	1632.22	2042.94	1750.81	2161.53	2899.99	3415.69	3207.56	3793.23
<b>Extruded — Base — No Power — No Cutout</b>													
29"(737mm)	24"(610mm)	48"(1219mm)	173	TCRA-2448-	■ ■ S ■ C ■ 4 ■	\$1609.70	\$1882.63	\$1711.77	\$1984.70	\$2395.02	\$2732.10	\$2573.87	\$2953.71
		60"(1524mm)	202	TCRA-2460-	■ ■ S ■ C ■ 4 ■	1675.94	2004.55	1782.73	2111.34	2604.64	3013.89	2822.08	3285.09
		72"(1829mm)	230	TCRA-2472-	■ ■ S ■ C ■ 4 ■	1743.11	2133.00	1854.62	2244.51	2817.10	3305.78	3073.74	3628.29
	30"(762mm)	48"(1219mm)	187	TCRA-3048-	■ ■ S ■ C ■ 4 ■	\$1669.67	\$1960.64	\$1776.46	\$2067.43	\$2585.59	\$2946.05	\$2798.85	\$3205.64
		60"(1524mm)	216	TCRA-3060-	■ ■ S ■ C ■ 4 ■	1750.38	2098.43	1863.07	2211.12	2841.28	3275.73	3101.38	3593.43
		72"(1829mm)	245	TCRA-3072-	■ ■ S ■ C ■ 4 ■	1832.03	2242.75	1950.62	2361.34	3099.80	3615.50	3407.37	3993.04
<b>Round — Base — Power Ready — No Cutout</b>													
29"(737mm)	24"(610mm)	48"(1219mm)	173	TCRA-2448-	■ ■ S ■ B ■ 4 ■	\$1437.02	\$1709.95	\$1539.09	\$1812.02	\$2222.34	\$2559.42	\$2401.19	\$2781.03
		60"(1524mm)	202	TCRA-2460-	■ ■ S ■ B ■ 4 ■	1503.26	1831.87	1610.05	1938.66	2431.96	2841.21	2649.40	3112.41
		72"(1829mm)	230	TCRA-2472-	■ ■ S ■ B ■ 4 ■	1570.43	1960.32	1681.94	2071.83	2644.42	3133.10	2901.06	3455.61
	30"(762mm)	48"(1219mm)	187	TCRA-3048-	■ ■ S ■ B ■ 4 ■	\$1496.99	\$1787.96	\$1603.78	\$1894.75	\$2412.91	\$2773.37	\$2626.17	\$3032.96
		60"(1524mm)	216	TCRA-3060-	■ ■ S ■ B ■ 4 ■	1577.70	1925.75	1690.39	2038.44	2668.60	3103.05	2928.70	3420.75
		72"(1829mm)	245	TCRA-3072-	■ ■ S ■ B ■ 4 ■	1659.35	2070.07	1777.94	2188.66	2927.12	3442.82	3234.69	3820.36
<b>Extruded — Base — Power Ready — No Cutout</b>													
29"(737mm)	24"(610mm)	48"(1219mm)	173	TCRA-2448-	■ ■ S ■ C ■ 4 ■	\$1636.83	\$1909.76	\$1738.90	\$2011.83	\$2422.15	\$2759.23	\$2601.00	\$2980.84
		60"(1524mm)	202	TCRA-2460-	■ ■ S ■ C ■ 4 ■	1703.07	2031.68	1809.86	2138.47	2631.77	3041.02	2849.21	3312.22
		72"(1829mm)	230	TCRA-2472-	■ ■ S ■ C ■ 4 ■	1770.24	2160.13	1881.75	2271.64	2844.23	3332.91	3100.87	3655.42
	30"(762mm)	48"(1219mm)	187	TCRA-3048-	■ ■ S ■ C ■ 4 ■	\$1696.80	\$1987.77	\$1803.59	\$2094.56	\$2612.72	\$2973.18	\$2825.98	\$3232.77
		60"(1524mm)	216	TCRA-3060-	■ ■ S ■ C ■ 4 ■	1777.51	2125.56	1890.20	2238.25	2868.41	3302.86	3128.51	3620.56
		72"(1829mm)	245	TCRA-3072-	■ ■ S ■ C ■ 4 ■	1859.16	2269.88	1977.75	2388.47	3126.93	3642.63	3434.50	4020.17

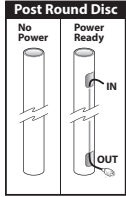


**Jive Table — Disc Base**

Round – Laminate or Wood



TCRN-SND

**Features**

- Includes 1.18"(30mm) thick standard top, base, glides and hardware.
- Standard table heights are 16"(406mm), 20"(508mm), 29"(737mm) and 36"(914mm).
- Table is available with black glides only.
- Ships unassembled.

**Specification Tips**

- Disc Base Diameter Sizes:
  - 24"(610mm) and 30"(762mm) tops include 21"(533mm) disc base
  - 36"(914mm) tops include 27"(686mm) disc base
- Power Ready Base:
  - Allows for cord management through the Disk Base (available on 16"(406mm), 20"(508mm), 29"(737mm) and 36"(914mm) high tables)
  - Edge mounted power is recommended.
- **Power cord length determines the distance to building power source.**
- Separately specified:
  - Horizontal and Vertical Wire Management
  - Power and Data Components
  - Accessories
- Refer to Specification Guide:
  - Accessory placement and compatibility.
  - Power Ready base cable capacity.
- Application may require approval of local authority having jurisdiction (AHJ); ensure compliance before placing orders and installation.

**To Order, Specify:**

- 1) Product number, including:

**① Surface Option:**

- L** Laminate
- W** Wood

**② Edge Option:**

Laminate:

- J** Edgeband
- F** Knife

Wood:

- K** Edgeband
- U** Knife

- 2) Laminate surface color or wood finish color.
- 3) Edgeband trim color (laminated only).
- 4) Base trim color.

**Note:** **\$63.03** upcharge list for Metallic trim colors.



# Jive Table — Disc Base

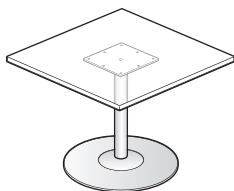
Round – Laminate or Wood

Height	Depth	Width	Number ①②	Laminate A		Laminate B		Wood Group A		Wood Group B		
				J	F	J	F	K	U	K	U	
<b>Base — No Power</b>												
16"(406mm)	24"(610mm)	24"(610mm)	TCRN-2424- ■ ■ SNDN1	\$ 906.83	\$1118.80	\$ 995.33	\$1207.30	\$1313.57	\$1431.17	\$1392.50	\$1516.77	
	30"(762mm)	30"(762mm)	TCRN-3030- ■ ■ SNDN1	977.39	1228.24	1071.20	1322.05	1537.37	1740.61	1657.07	1880.69	
	36"(914mm)	36"(914mm)	TCRN-3636- ■ ■ SNDN1	1062.19	1351.92	1162.49	1452.22	1806.53	2123.00	1975.10	2330.39	
	42"(1067mm)	42"(1067mm)	TCRN-4242- ■ ■ SNDN1	1161.23	1489.84	1269.20	1597.81	2121.05	2579.36	2346.59	2867.06	
	48"(1219mm)	48"(1219mm)	TCRN-4848- ■ ■ SNDN1	1274.51	1642.00	1391.33	1758.82	2480.93	3108.48	2771.54	3489.28	
20"(508mm)	24"(610mm)	24"(610mm)	TCRN-2424- ■ ■ SNDN2	\$ 913.96	\$1125.93	\$1002.46	\$1214.43	\$1320.70	\$1438.30	\$1399.63	\$1523.90	
	30"(762mm)	30"(762mm)	TCRN-3030- ■ ■ SNDN2	984.52	1235.37	1078.33	1329.18	1544.50	1747.74	1664.20	1887.82	
	36"(914mm)	36"(914mm)	TCRN-3636- ■ ■ SNDN2	1069.32	1359.05	1169.62	1459.35	1813.66	2130.13	1982.23	2337.52	
	42"(1067mm)	42"(1067mm)	TCRN-4242- ■ ■ SNDN2	1168.36	1496.97	1276.33	1604.94	2128.18	2586.49	2353.72	2874.19	
	48"(1219mm)	48"(1219mm)	TCRN-4848- ■ ■ SNDN2	1281.64	1649.13	1398.46	1765.95	2488.06	3115.61	2778.67	3496.41	
29"(737mm)	24"(610mm)	24"(610mm)	TCRN-2424- ■ ■ SNDN4	\$ 935.34	\$1147.31	\$1023.84	\$1235.81	\$1342.08	\$1459.68	\$1421.01	\$1545.28	
	30"(762mm)	30"(762mm)	TCRN-3030- ■ ■ SNDN4	1005.90	1256.75	1099.71	1350.56	1565.88	1769.12	1685.58	1909.20	
	36"(914mm)	36"(914mm)	TCRN-3636- ■ ■ SNDN4	1090.70	1380.43	1191.00	1480.73	1835.04	2151.51	2003.61	2358.90	
	42"(1067mm)	42"(1067mm)	TCRN-4242- ■ ■ SNDN4	1189.74	1518.35	1297.71	1626.32	2149.56	2607.87	2375.10	2895.57	
	48"(1219mm)	48"(1219mm)	TCRN-4848- ■ ■ SNDN4	1303.02	1670.51	1419.84	1787.33	2509.44	3136.99	2800.05	3517.79	
36"(914mm)	24"(610mm)	24"(610mm)	TCRN-2424- ■ ■ SNDN6	\$ 942.68	\$1154.65	\$1031.18	\$1243.15	\$1349.42	\$1467.02	\$1428.35	\$1552.62	
	30"(762mm)	30"(762mm)	TCRN-3030- ■ ■ SNDN6	1013.24	1264.09	1107.05	1357.90	1573.22	1776.46	1692.92	1916.54	
	36"(914mm)	36"(914mm)	TCRN-3636- ■ ■ SNDN6	1098.04	1387.77	1198.34	1488.07	1842.38	2158.85	2010.95	2366.24	
	42"(1067mm)	42"(1067mm)	TCRN-4242- ■ ■ SNDN6	1197.08	1525.69	1305.05	1633.66	2156.90	2615.21	2382.44	2902.91	
	48"(1219mm)	48"(1219mm)	TCRN-4848- ■ ■ SNDN6	1310.36	1677.85	1427.18	1794.67	2516.78	3144.33	2807.39	3525.13	
<b>Base — Power Ready</b>												
16"(406mm)	24"(610mm)	24"(610mm)	TCRN-2424- ■ ■ SNDK1	\$ 933.96	\$1145.93	\$1022.46	\$1234.43	\$1340.70	\$1458.30	\$1419.63	\$1543.90	
	30"(762mm)	30"(762mm)	TCRN-3030- ■ ■ SNDK1	1004.52	1255.37	1098.33	1349.18	1564.50	1767.74	1684.20	1907.82	
	36"(914mm)	36"(914mm)	TCRN-3636- ■ ■ SNDK1	1089.32	1379.05	1189.62	1479.35	1833.66	2150.13	2002.23	2357.52	
	42"(1067mm)	42"(1067mm)	TCRN-4242- ■ ■ SNDK1	1188.36	1516.97	1296.33	1624.94	2148.18	2606.49	2373.72	2894.19	
	48"(1219mm)	48"(1219mm)	TCRN-4848- ■ ■ SNDK1	1301.64	1669.13	1418.46	1785.95	2508.06	3135.61	2798.67	3516.41	
20"(508mm)	24"(610mm)	24"(610mm)	TCRN-2424- ■ ■ SNDK2	\$ 941.09	\$1153.06	\$1029.59	\$1241.56	\$1347.83	\$1465.43	\$1426.76	\$1551.03	
	30"(762mm)	30"(762mm)	TCRN-3030- ■ ■ SNDK2	1011.65	1262.50	1105.46	1356.31	1571.63	1774.87	1691.33	1914.95	
	36"(914mm)	36"(914mm)	TCRN-3636- ■ ■ SNDK2	1096.45	1386.18	1196.75	1486.48	1840.79	2157.26	2009.36	2364.65	
	42"(1067mm)	42"(1067mm)	TCRN-4242- ■ ■ SNDK2	1195.49	1524.10	1303.46	1632.07	2155.31	2613.62	2380.85	2901.32	
	48"(1219mm)	48"(1219mm)	TCRN-4848- ■ ■ SNDK2	1308.77	1676.26	1425.59	1793.08	2515.19	3142.74	2805.80	3523.54	
29"(737mm)	24"(610mm)	24"(610mm)	TCRN-2424- ■ ■ SNDK4	\$ 962.47	\$1174.44	\$1050.97	\$1262.94	\$1369.21	\$1486.81	\$1448.14	\$1572.41	
	30"(762mm)	30"(762mm)	TCRN-3030- ■ ■ SNDK4	1033.03	1283.88	1126.84	1377.69	1593.01	1796.25	1712.71	1936.33	
	36"(914mm)	36"(914mm)	TCRN-3636- ■ ■ SNDK4	1117.83	1407.56	1218.13	1507.86	1862.17	2178.64	2030.74	2386.03	
	42"(1067mm)	42"(1067mm)	TCRN-4242- ■ ■ SNDK4	1216.87	1545.48	1324.84	1653.45	2176.69	2635.00	2402.23	2922.70	
	48"(1219mm)	48"(1219mm)	TCRN-4848- ■ ■ SNDK4	1330.15	1697.64	1446.97	1814.46	2536.57	3164.12	2827.18	3544.92	
36"(914mm)	24"(610mm)	24"(610mm)	TCRN-2424- ■ ■ SNDK6	\$ 969.81	\$1181.78	\$1058.31	\$1270.28	\$1376.55	\$1494.15	\$1455.48	\$1579.75	
	30"(762mm)	30"(762mm)	TCRN-3030- ■ ■ SNDK6	1040.37	1291.22	1134.18	1385.03	1600.35	1803.59	1720.05	1943.67	
	36"(914mm)	36"(914mm)	TCRN-3636- ■ ■ SNDK6	1125.17	1414.90	1225.47	1515.20	1869.51	2185.98	2038.08	2393.37	
	42"(1067mm)	42"(1067mm)	TCRN-4242- ■ ■ SNDK6	1224.21	1552.82	1332.18	1660.79	2184.03	2642.34	2409.57	2930.04	
	48"(1219mm)	48"(1219mm)	TCRN-4848- ■ ■ SNDK6	1337.49	1704.98	1454.31	1821.80	2543.91	3171.46	2834.52	3552.26	

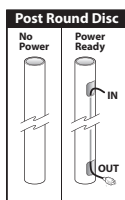
## Jive Table — Disc Base

Square – Laminate or Wood

Height	Depth	Width	Number ① ②	Laminate A		Laminate B		Wood Group A		Wood Group B		
				J	F	J	F	K	U	K	U	
<b>Base — No Power</b>												
16"(406mm)	24"(610mm)	24"(610mm)	TCRQ-2424-■ ■ SNDN1	\$ 906.83	\$1118.80	\$ 995.33	\$1207.30	\$1313.57	\$1431.17	\$1392.50	\$1516.77	
	30"(762mm)	30"(762mm)	TCRQ-3030-■ ■ SNDN1	977.39	1228.24	1071.20	1322.05	1537.37	1740.61	1657.07	1880.69	
	36"(914mm)	36"(914mm)	TCRQ-3636-■ ■ SNDN1	1062.19	1351.92	1162.49	1452.22	1806.53	2123.00	1975.10	2330.39	
20"(508mm)	24"(610mm)	24"(610mm)	TCRQ-2424-■ ■ SNDN2	\$ 913.96	\$1125.93	\$1002.46	\$1214.43	\$1320.70	\$1438.30	\$1399.63	\$1523.90	
	30"(762mm)	30"(762mm)	TCRQ-3030-■ ■ SNDN2	984.52	1235.37	1078.33	1329.18	1544.50	1747.74	1664.20	1887.82	
	36"(914mm)	36"(914mm)	TCRQ-3636-■ ■ SNDN2	1069.32	1359.05	1169.62	1459.35	1813.66	2130.13	1982.23	2337.52	
29"(737mm)	24"(610mm)	24"(610mm)	TCRQ-2424-■ ■ SNDN4	\$ 935.34	\$1147.31	\$1023.84	\$1235.81	\$1342.08	\$1459.68	\$1421.01	\$1545.28	
	30"(762mm)	30"(762mm)	TCRQ-3030-■ ■ SNDN4	1005.90	1256.75	1099.71	1350.56	1565.88	1769.12	1685.58	1909.20	
	36"(914mm)	36"(914mm)	TCRQ-3636-■ ■ SNDN4	1090.70	1380.43	1191.00	1480.73	1835.04	2151.51	2003.61	2358.90	
36"(914mm)	24"(610mm)	24"(610mm)	TCRQ-2424-■ ■ SNDN6	\$ 942.68	\$1154.65	\$1031.18	\$1243.15	\$1349.42	\$1467.02	\$1428.35	\$1552.62	
	30"(762mm)	30"(762mm)	TCRQ-3030-■ ■ SNDN6	1013.24	1264.09	1107.05	1357.90	1573.22	1776.46	1692.92	1916.54	
	36"(914mm)	36"(914mm)	TCRQ-3636-■ ■ SNDN6	1098.04	1387.77	1198.34	1488.07	1842.38	2158.85	2010.95	2366.24	
<b>Base — Power Ready</b>												
16"(406mm)	24"(610mm)	24"(610mm)	TCRQ-2424-■ ■ SNDK1	\$ 933.96	\$1145.93	\$1022.46	\$1234.43	\$1340.70	\$1458.30	\$1419.63	\$1543.90	
	30"(762mm)	30"(762mm)	TCRQ-3030-■ ■ SNDK1	1004.52	1255.37	1098.33	1349.18	1564.50	1767.74	1684.20	1907.82	
	36"(914mm)	36"(914mm)	TCRQ-3636-■ ■ SNDK1	1089.32	1379.05	1189.62	1479.35	1833.66	2150.13	2002.23	2357.52	
20"(508mm)	24"(610mm)	24"(610mm)	TCRQ-2424-■ ■ SNDK2	\$ 941.09	\$1153.06	\$1029.59	\$1241.56	\$1347.83	\$1465.43	\$1426.76	\$1551.03	
	30"(762mm)	30"(762mm)	TCRQ-3030-■ ■ SNDK2	1011.65	1262.50	1105.46	1356.31	1571.63	1774.87	1691.33	1914.95	
	36"(914mm)	36"(914mm)	TCRQ-3636-■ ■ SNDK2	1096.45	1386.18	1196.75	1486.48	1840.79	2157.26	2009.36	2364.65	
29"(737mm)	24"(610mm)	24"(610mm)	TCRQ-2424-■ ■ SNDK4	\$ 962.47	\$1174.44	\$1050.97	\$1262.94	\$1369.21	\$1486.81	\$1448.14	\$1572.41	
	30"(762mm)	30"(762mm)	TCRQ-3030-■ ■ SNDK4	1033.03	1283.88	1126.84	1377.69	1593.01	1796.25	1712.71	1936.33	
	36"(914mm)	36"(914mm)	TCRQ-3636-■ ■ SNDK4	1117.83	1407.56	1218.13	1507.86	1862.17	2178.64	2030.74	2386.03	
36"(914mm)	24"(610mm)	24"(610mm)	TCRQ-2424-■ ■ SNDK6	\$ 969.81	\$1181.78	\$1058.31	\$1270.28	\$1376.55	\$1494.15	\$1455.48	\$1579.75	
	30"(762mm)	30"(762mm)	TCRQ-3030-■ ■ SNDK6	1040.37	1291.22	1134.18	1385.03	1600.35	1803.59	1720.05	1943.67	
	36"(914mm)	36"(914mm)	TCRQ-3636-■ ■ SNDK6	1125.17	1414.90	1225.47	1515.20	1869.51	2185.98	2038.08	2393.37	



TCRQ-SND

**Features**

- Includes 1.18"(30mm) thick standard top, base, glides and hardware.
- Standard table heights are 16"(406mm), 20"(508mm), 29"(737mm) and 36"(914mm).
- Table is available with black glides only.
- Ships unassembled.

**Specification Tips**

- Edge choice allows a flat seam between tables.
- Disc Base Diameter Sizes:
  - 24"(610mm) and 30"(762mm) tops include 21"(533mm) disc base
  - 36"(914mm) tops include 27"(686mm) disc base
- Power Ready Base:
  - Allows for cord management through the Disk Base (available on 16"(406mm), 20"(508mm), 29"(737mm) and 36"(914mm) high tables)
  - Edge mounted power is recommended.
- **Power cord length determines the distance to building power source.**
- Separately specified:
  - Horizontal and Vertical Wire Management
  - Power and Data Components
  - Accessories
- Refer to Specification Guide:
  - Accessory placement and compatibility.
  - Power Ready base cable capacity.
- Application may require approval of local authority having jurisdiction (AHJ); ensure compliance before placing orders and installation.

**To Order, Specify:**

- 1) Product number, including:

**① Surface Option:**

- L Laminate
- W Wood

**② Edge Option:**

Laminate:

- J Edgeband
- F Knife

Wood:

- K Edgeband
- U Knife

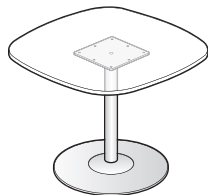
- 2) Laminate surface color or wood finish color.
- 3) Edgeband trim color (laminated only).
- 4) Base trim color.

**Note:** \$63.03 upcharge list for Metallic trim colors.

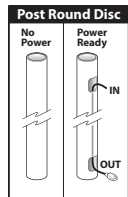
# Jive Table — Disc Base

Pebble – Laminate or Wood

Height	Depth	Width	Number ①②	Laminate A		Laminate B		Wood Group A		Wood Group B		
				J	F	J	F	K	U	K	U	
<b>Base — No Power</b>												
16"(406mm)	24"(610mm)	24"(610mm)	TCRP-2424-  SNDN1	\$ 906.83	\$1118.80	\$ 995.33	\$1207.30	\$1313.57	\$1431.17	\$1392.50	\$1516.77	
	30"(762mm)	30"(762mm)	TCRP-3030-  SNDN1	977.39	1228.24	1071.20	1322.05	1537.37	1740.61	1657.07	1880.69	
	36"(914mm)	36"(914mm)	TCRP-3636-  SNDN1	1062.19	1351.92	1162.49	1452.22	1806.53	2123.00	1975.10	2330.39	
	42"(1067mm)	42"(1067mm)	TCRP-4242-  SNDN1	1161.23	1489.84	1269.20	1597.81	2121.05	2579.36	2346.59	2867.06	
20"(508mm)	24"(610mm)	24"(610mm)	TCRP-2424-  SNDN2	\$ 913.96	\$1125.93	\$1002.46	\$1214.43	\$1320.70	\$1438.30	\$1399.63	\$1523.90	
	30"(762mm)	30"(762mm)	TCRP-3030-  SNDN2	984.52	1235.37	1078.33	1329.18	1544.50	1747.74	1664.20	1887.82	
	36"(914mm)	36"(914mm)	TCRP-3636-  SNDN2	1069.32	1359.05	1169.62	1459.35	1813.66	2130.13	1982.23	2337.52	
	42"(1067mm)	42"(1067mm)	TCRP-4242-  SNDN2	1168.36	1496.97	1276.33	1604.94	2128.18	2586.49	2353.72	2874.19	
29"(737mm)	24"(610mm)	24"(610mm)	TCRP-2424-  SNDN4	\$ 935.34	\$1147.31	\$1023.84	\$1235.81	\$1342.08	\$1459.68	\$1421.01	\$1545.28	
	30"(762mm)	30"(762mm)	TCRP-3030-  SNDN4	1005.90	1256.75	1099.71	1350.56	1565.88	1769.12	1685.58	1909.20	
	36"(914mm)	36"(914mm)	TCRP-3636-  SNDN4	1090.70	1380.43	1191.00	1480.73	1835.04	2151.51	2003.61	2358.90	
	42"(1067mm)	42"(1067mm)	TCRP-4242-  SNDN4	1189.74	1518.35	1297.71	1626.32	2149.56	2607.87	2375.10	2895.57	
36"(914mm)	24"(610mm)	24"(610mm)	TCRP-2424-  SNDN6	\$ 942.68	\$1154.65	\$1031.18	\$1243.15	\$1349.42	\$1467.02	\$1428.35	\$1552.62	
	30"(762mm)	30"(762mm)	TCRP-3030-  SNDN6	1013.24	1264.09	1107.05	1357.90	1573.22	1776.46	1692.92	1916.54	
	36"(914mm)	36"(914mm)	TCRP-3636-  SNDN6	1098.04	1387.77	1198.34	1488.07	1842.38	2158.85	2010.95	2366.24	
	42"(1067mm)	42"(1067mm)	TCRP-4242-  SNDN6	1197.08	1525.69	1305.05	1633.66	2156.90	2615.21	2382.44	2902.91	
<b>Base — Power Ready</b>												
16"(406mm)	24"(610mm)	24"(610mm)	TCRP-2424-  SNDK1	\$ 933.96	\$1145.93	\$1022.46	\$1234.43	\$1340.70	\$1458.30	\$1419.63	\$1543.90	
	30"(762mm)	30"(762mm)	TCRP-3030-  SNDK1	1004.52	1255.37	1098.33	1349.18	1564.50	1767.74	1684.20	1907.82	
	36"(914mm)	36"(914mm)	TCRP-3636-  SNDK1	1089.32	1379.05	1189.62	1479.35	1833.66	2150.13	2002.23	2357.52	
	42"(1067mm)	42"(1067mm)	TCRP-4242-  SNDK1	1188.36	1516.97	1296.33	1624.94	2148.18	2606.49	2373.72	2894.19	
20"(508mm)	24"(610mm)	24"(610mm)	TCRP-2424-  SNDK2	\$ 941.09	\$1153.06	\$1029.59	\$1241.56	\$1347.83	\$1465.43	\$1426.76	\$1551.03	
	30"(762mm)	30"(762mm)	TCRP-3030-  SNDK2	1011.65	1262.50	1105.46	1356.31	1571.63	1774.87	1691.33	1914.95	
	36"(914mm)	36"(914mm)	TCRP-3636-  SNDK2	1096.45	1386.18	1196.75	1486.48	1840.79	2157.26	2009.36	2364.65	
	42"(1067mm)	42"(1067mm)	TCRP-4242-  SNDK2	1195.49	1524.10	1303.46	1632.07	2155.31	2613.62	2380.85	2901.32	
29"(737mm)	24"(610mm)	24"(610mm)	TCRP-2424-  SNDK4	\$ 962.47	\$1174.44	\$1050.97	\$1262.94	\$1369.21	\$1486.81	\$1448.14	\$1572.41	
	30"(762mm)	30"(762mm)	TCRP-3030-  SNDK4	1033.03	1283.88	1126.84	1377.69	1593.01	1796.25	1712.71	1936.33	
	36"(914mm)	36"(914mm)	TCRP-3636-  SNDK4	1117.83	1407.56	1218.13	1507.86	1862.17	2178.64	2030.74	2386.03	
	42"(1067mm)	42"(1067mm)	TCRP-4242-  SNDK4	1216.87	1545.48	1324.84	1653.45	2176.69	2635.00	2402.23	2922.70	
36"(914mm)	24"(610mm)	24"(610mm)	TCRP-2424-  SNDK6	\$ 969.81	\$1181.78	\$1058.31	\$1270.28	\$1376.55	\$1494.15	\$1455.48	\$1579.75	
	30"(762mm)	30"(762mm)	TCRP-3030-  SNDK6	1040.37	1291.22	1134.18	1385.03	1600.35	1803.59	1720.05	1943.67	
	36"(914mm)	36"(914mm)	TCRP-3636-  SNDK6	1125.17	1414.90	1225.47	1515.20	1869.51	2185.98	2038.08	2393.37	
	42"(1067mm)	42"(1067mm)	TCRP-4242-  SNDK6	1224.21	1552.82	1332.18	1660.79	2184.03	2642.34	2409.57	2930.04	



TCRP-SND



### Features

- Includes 1.18"(30mm) thick standard top, base, glides and hardware.
- Laminate top with knife edge or 3mm edgeband edges or wood veneer top with 3mm wood edgeband or knife edge.
- Standard table heights are 16"(406mm), 20"(508mm), 29"(737mm) and 36"(914mm).
- Table is available with black glides only.
- Ships unassembled.

### Specification Tips

- Disc Base Diameter Sizes:
  - 24"(610mm) and 30"(762mm) tops include 21"(533mm) disc base
  - 36"(914mm) tops include 27"(686mm) disc base
- Power Ready Base:
  - Allows for cord management through the Disk Base (available on 16"(406mm), 20"(508mm), 29"(737mm) and 36"(914mm) high tables)
  - Edge mounted power is recommended.
- **Power cord length determines the distance to building power source.**
- Separately specified:
  - Horizontal and Vertical Wire Management
  - Power and Data Components
  - Accessories
- Refer to Specification Guide:
  - Accessory placement and compatibility.
  - Power Ready base cable capacity.
- Application may require approval of local authority having jurisdiction (AHJ); ensure compliance before placing orders and installation.

### To Order, Specify:

- 1) Product number, including:

#### ① Surface Option:

- L Laminate
- W Wood

#### ② Edge Option:

Laminate:

- J Edgeband
- F Knife

Wood:

- K Edgeband
- U Knife

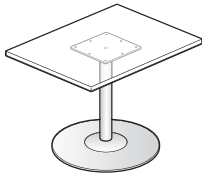
- 2) Laminate surface color or wood finish color.
- 3) Edgeband trim color (laminate only).
- 4) Base trim color.

**Note:** \$63.03 upcharge list for Metallic trim colors.

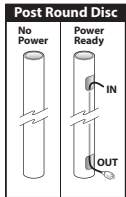
# Jive Table — Disc Base

Rectangle – Laminate or Wood

Height	Depth	Width	Number ① ②	Laminate A		Laminate B		Wood Group A		Wood Group B		
				J	F	J	F	K	U	K	U	
<b>Base — No Power</b>												
16"(406mm)	30"(762mm)	36"(914mm)	TCRA-3036-■ ■ SNDN1	\$1000.46	\$1239.95	\$1101.35	\$1340.84	\$1743.30	\$2037.04	\$1910.34	\$2240.23	
20"(508mm)			TCRA-3036-■ ■ SNDN2	1007.59	1247.08	1108.48	1347.97	1750.43	2044.17	1917.47	2247.36	
29"(737mm)			TCRA-3036-■ ■ SNDN4	1028.97	1268.46	1129.86	1369.35	1771.81	2065.55	1938.85	2268.74	
36"(914mm)			TCRA-3036-■ ■ SNDN6	1036.31	1275.80	1137.20	1376.69	1779.15	2072.89	1946.19	2276.08	
<b>Base — Power Ready</b>												
16"(406mm)	30"(762mm)	36"(914mm)	TCRA-3036-■ ■ SNDK1	\$1027.59	\$1267.08	\$1128.48	\$1367.97	\$1770.43	\$2064.17	\$1937.47	\$2267.36	
20"(508mm)			TCRA-3036-■ ■ SNDK2	1034.72	1274.21	1135.61	1375.10	1777.56	2071.30	1944.60	2274.49	
29"(737mm)			TCRA-3036-■ ■ SNDK4	1056.10	1295.59	1156.99	1396.48	1798.94	2092.68	1965.98	2295.87	
36"(914mm)			TCRA-3036-■ ■ SNDK6	1063.44	1302.93	1164.33	1403.82	1806.28	2100.02	1973.32	2303.21	



TCRA-SND



### Features

- Includes 1.18"(30mm) thick standard top, base, glides and hardware.
- Laminate top with knife edge or 3mm edgeband edges or wood veneer top with 3mm wood edgeband or knife edge.
- Standard table heights are 16"(406mm), 20"(508mm), 29"(737mm) and 36"(914mm).
- Table is available with black glides only.
- Ships unassembled.

### Specification Tips

- Edge choice allows a flat seam between tables.
- Disc Base Diameter Sizes:
  - 24"(610mm) and 30"(762mm) tops include 21"(533mm) disc base
- Power Ready Base:
  - Allows for cord management through the Disk Base (available on 16"(406mm), 20"(508mm), 29"(737mm) and 36"(914mm) high tables)
  - Edge mounted power is recommended.
- **Power cord length determines the distance to building power source.**
- Separately specified:
  - Horizontal and Vertical Wire Management
  - Power and Data Components
  - Accessories
- Refer to Specification Guide:
  - Accessory placement and compatibility.
  - Power Ready base cable capacity.
- Application may require approval of local authority having jurisdiction (AHJ); ensure compliance before placing orders and installation.

### To Order, Specify:

- 1) Product number, including:

#### ① Surface Option:

- L Laminate
- W Wood

#### ② Edge Option:

Laminate:

- J Edgeband
- F Knife

Wood:

- K Edgeband
- U Knife

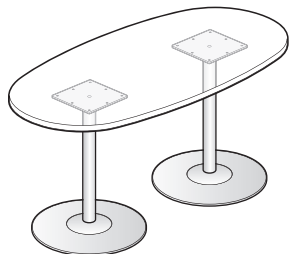
- 2) Laminate surface color or wood finish color.
- 3) Edgeband trim color (laminate only).
- 4) Base trim color.

**Note:** \$63.03 upcharge list for Metallic trim colors.

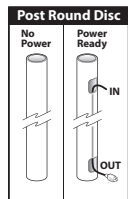
# Jive Table — Dual Disc Base

Pebble – Laminate or Wood

Height	Depth	Width	Number ① ② ③	Laminate A		Laminate B		Wood Group A		Wood Group B			
				J	F	J	F	K	U	K	U		
<b>Base — No Power</b>													
29"(737mm)	30"(762mm)	60"(1524mm)	TCRP-3060-	S	DN4	\$1947.69	\$2295.74	\$2060.38	\$2408.43	\$3038.59	\$3473.04	\$3298.69	\$3790.74
		72"(1829mm)	TCRP-3072-	S	DN4	2029.34	2440.06	2147.93	2558.65	3297.11	3812.81	3604.68	4190.35
36"(914mm)	72"(1829mm)	TCRP-3672-	S	DN4	\$2118.25	\$2549.81	\$2243.92	\$2675.48	\$3579.82	\$4122.53	\$3938.30	\$4555.11	
		84"(2134mm)	TCRP-3684-	S	DN4	2215.30	2716.54	2348.05	2849.29	3887.25	4520.28	4302.07	5022.96
42"(1067mm)	84"(2134mm)	TCRP-4284-	S	DN4	\$2318.69	\$2842.16	\$2459.70	\$2983.17	\$4216.03	\$4877.88	\$4690.02	\$5444.12	
		96"(2438mm)	TCRP-4296-	S	DN4	2431.15	3031.29	2580.42	3180.56	4572.36	5333.60	5111.57	5980.21
36"(914mm)	30"(762mm)	60"(1524mm)	TCRP-3060-	S	DN6	\$1962.38	\$2310.43	\$2075.07	\$2423.12	\$3053.28	\$3487.73	\$3313.38	\$3805.43
		72"(1829mm)	TCRP-3072-	S	DN6	2044.03	2454.75	2162.62	2573.34	3311.80	3827.50	3619.37	4205.04
36"(914mm)	72"(1829mm)	TCRP-3672-	S	DN6	\$2132.94	\$2564.50	\$2258.61	\$2690.17	\$3594.51	\$4137.22	\$3952.99	\$4569.80	
		84"(2134mm)	TCRP-3684-	S	DN6	2229.99	2731.23	2362.74	2863.98	3901.94	4534.97	4316.76	5037.65
42"(1067mm)	84"(2134mm)	TCRP-4284-	S	DN6	\$2333.38	\$2856.85	\$2474.39	\$2997.86	\$4230.72	\$4892.57	\$4704.71	\$5458.81	
		96"(2438mm)	TCRP-4296-	S	DN6	2445.84	3045.98	2595.11	3195.25	4587.05	5348.29	5126.26	5994.90
<b>Base — Power Ready</b>													
29"(737mm)	30"(762mm)	60"(1524mm)	TCRP-3060-	S	DK4	\$1974.82	\$2322.87	\$2087.51	\$2435.56	\$3065.72	\$3500.17	\$3325.82	\$3817.87
		72"(1829mm)	TCRP-3072-	S	DK4	2056.47	2467.19	2175.06	2585.78	3324.24	3839.94	3631.81	4217.48
36"(914mm)	72"(1829mm)	TCRP-3672-	S	DK4	\$2145.38	\$2576.94	\$2271.05	\$2702.61	\$3606.95	\$4149.66	\$3965.43	\$4582.24	
		84"(2134mm)	TCRP-3684-	S	DK4	2242.43	2743.67	2375.18	2876.42	3914.38	4547.41	4329.20	5050.09
42"(1067mm)	84"(2134mm)	TCRP-4284-	S	DK4	\$2345.82	\$2869.29	\$2486.83	\$3010.30	\$4243.16	\$4905.01	\$4717.15	\$5471.25	
		96"(2438mm)	TCRP-4296-	S	DK4	2458.28	3058.42	2607.55	3207.69	4599.49	5360.73	5138.70	6007.34
36"(914mm)	30"(762mm)	60"(1524mm)	TCRP-3060-	S	DK6	\$1989.51	\$2337.56	\$2102.20	\$2450.25	\$3080.41	\$3514.86	\$3340.51	\$3832.56
		72"(1829mm)	TCRP-3072-	S	DK6	2071.16	2481.88	2189.75	2600.47	3338.93	3854.63	3646.50	4232.17
36"(914mm)	72"(1829mm)	TCRP-3672-	S	DK6	\$2160.07	\$2591.63	\$2285.74	\$2717.30	\$3621.64	\$4164.35	\$3980.12	\$4596.93	
		84"(2134mm)	TCRP-3684-	S	DK6	2257.12	2758.36	2389.87	2891.11	3929.07	4562.10	4343.89	5064.78
42"(1067mm)	84"(2134mm)	TCRP-4284-	S	DK6	\$2360.51	\$2883.98	\$2501.52	\$3024.99	\$4257.85	\$4919.70	\$4731.84	\$5485.94	
		96"(2438mm)	TCRP-4296-	S	DK6	2472.97	3073.11	2622.24	3222.38	4614.18	5375.42	5153.39	6022.03



TCRP-SND



### Features

- Includes 1.18"(30mm) thick standard top, base, glides and hardware.
- Laminate top with knife edge or 3mm edgeband edges or wood veneer top with 3mm wood edgeband or knife edge.
- Standard table heights are 29"(737mm) and 36"(914mm).
- Table is available with black glides only.
- Ships unassembled.

### Specification Tips

- Disc Base Diameter Sizes:
  - 30"(762mm) tops include 21"(533mm) two disc bases
  - 36"(914mm) tops include two 27"(686mm) disc bases
  - 42"(1067mm) tops include two 27"(686mm) disc bases
- **Specifying a cutout does not automatically include a Power Ready base.**
- Factory installed cutout is available for:
  - Specify the (F) option for a Center, Single-Sided/4 outlet Flip Top Unit
  - Specify the (J) option for a Center, Single-Sided/6 outlet Flip Top Unit
  - Specify the (M) option for a Center, Double-Sided/8 outlet Flip Top Unit
  - Specify the (Q) option for a Center, Double-Sided/12 outlet Flip Top Unit
- Power Ready Base:
  - Flip Top Unit circuit breaker plug will not fit in the Power Ready Base opening.**
  - Power cord length determines the distance to building power source.**
- Separately specified:
  - Horizontal and Vertical Wire Management
  - See Accessories Price List for Power and Data Components
- Refer to Specification Guide:
  - Accessory placement and compatibility.
  - Seating capacities and base location.
  - Information on electrical components compatible with factory cut opening.
  - Power Ready base cable capacity.
- Application may require approval of local authority having jurisdiction (AHJ); ensure compliance before placing orders and installation.

### To Order, Specify:

- 1) Product number, including:

#### ① Surface Option:

- L Laminate
- W Wood

#### ② Edge Option:

Laminate:

- J Edgeband
- F Knife

Wood:

- K Edgeband
- U Knife

#### ③ Cutout:

- N No Cutout
- F Center, Single Sided/4 outlets, add **\$45.84** list
- J Center, Single Sided/6 outlets, add **\$45.84** list
- M Center, Double Sided/8 outlets, add **\$45.84** list
- Q Center, Double Sided/12 outlets, add **\$45.84** list

- 2) Laminate surface color or wood finish color.
- 3) Edgeband trim color (laminates only).
- 4) Base trim color.

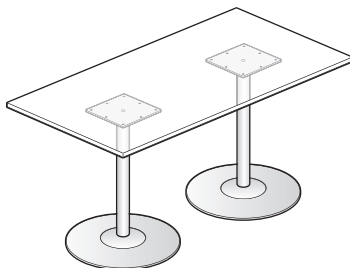
**Note:** \$63.03 upcharge list for Metallic trim colors.



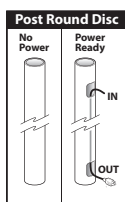
# Jive Table — Dual Disc Base

Rectangle – Laminate or Wood

Height	Depth	Width	Number ① ② ③	Laminate A		Laminate B		Wood Group A		Wood Group B				
				J	F	J	F	K	U	K	U			
<b>Base — No Power</b>														
29"(737mm)	30"(762mm)	60"(1524mm)	TCRA-3060-	■ ■ ■	S	DN4	\$1947.70	\$2295.75	\$2060.39	\$2408.44	\$3038.60	\$3473.05	\$3298.70	\$3790.75
		72"(1829mm)	TCRA-3072-	■ ■ ■	S	DN4	2029.35	2440.07	2147.94	2558.66	3297.12	3812.82	3604.69	4190.36
36"(914mm)	72"(1829mm)	84"(2134mm)	TCRA-3672-	■ ■ ■	S	DN4	\$2118.26	\$2549.82	\$2243.93	\$2675.49	\$3579.83	\$4122.54	\$3938.31	\$4555.12
		84"(2134mm)	TCRA-3684-	■ ■ ■	S	DN4	2215.31	2716.55	2348.06	2849.30	3887.26	4520.29	4302.08	5022.97
42"(1067mm)	84"(2134mm)	84"(2134mm)	TCRA-4284-	■ ■ ■	S	DN4	\$2318.70	\$2842.17	\$2459.71	\$2983.18	\$4216.04	\$4877.89	\$4690.03	\$5444.13
		96"(2438mm)	TCRA-4296-	■ ■ ■	S	DN4	2431.16	3031.30	2580.43	3180.57	4572.37	5333.61	5111.58	5980.22
36"(914mm)	30"(762mm)	60"(1524mm)	TCRA-3060-	■ ■ ■	S	DN6	\$1962.38	\$2310.43	\$2075.07	\$2423.12	\$3053.28	\$3487.73	\$3313.38	\$3805.43
		72"(1829mm)	TCRA-3072-	■ ■ ■	S	DN6	2044.03	2454.75	2162.62	2573.34	3311.80	3827.50	3619.37	4205.04
36"(914mm)	72"(1829mm)	84"(2134mm)	TCRA-3672-	■ ■ ■	S	DN6	\$2132.94	\$2564.50	\$2258.61	\$2690.17	\$3594.51	\$4137.22	\$3952.99	\$4569.80
		84"(2134mm)	TCRA-3684-	■ ■ ■	S	DN6	2229.99	2731.23	2362.74	2863.98	3901.94	4534.97	4316.76	5037.65
42"(1067mm)	84"(2134mm)	84"(2134mm)	TCRA-4284-	■ ■ ■	S	DN6	\$2333.38	\$2856.85	\$2474.39	\$2997.86	\$4230.72	\$4892.57	\$4704.71	\$5458.81
		96"(2438mm)	TCRA-4296-	■ ■ ■	S	DN6	2445.84	3045.98	2595.11	3195.25	4587.05	5348.29	5126.26	5994.90
<b>Base — Power Ready</b>														
29"(737mm)	30"(762mm)	60"(1524mm)	TCRA-3060-	■ ■ ■	S	DK4	\$1974.83	\$2322.88	\$2087.52	\$2435.57	\$3065.73	\$3500.18	\$3325.83	\$3817.88
		72"(1829mm)	TCRA-3072-	■ ■ ■	S	DK4	2056.48	2467.20	2175.07	2585.79	3324.25	3839.95	3631.82	4217.49
36"(914mm)	72"(1829mm)	84"(2134mm)	TCRA-3672-	■ ■ ■	S	DK4	\$2145.39	\$2576.95	\$2271.06	\$2702.62	\$3606.96	\$4149.67	\$3965.44	\$4582.25
		84"(2134mm)	TCRA-3684-	■ ■ ■	S	DK4	2242.44	2743.68	2375.19	2876.43	3914.39	4547.42	4329.21	5050.10
42"(1067mm)	84"(2134mm)	84"(2134mm)	TCRA-4284-	■ ■ ■	S	DK4	\$2345.83	\$2869.30	\$2486.84	\$3010.31	\$4243.17	\$4905.02	\$4717.16	\$5471.26
		96"(2438mm)	TCRA-4296-	■ ■ ■	S	DK4	2458.29	3058.43	2607.56	3207.70	4599.50	5360.74	5138.71	6007.35
36"(914mm)	30"(762mm)	60"(1524mm)	TCRA-3060-	■ ■ ■	S	DK6	\$1989.51	\$2337.56	\$2102.20	\$2450.25	\$3080.41	\$3514.86	\$3340.51	\$3832.56
		72"(1829mm)	TCRA-3072-	■ ■ ■	S	DK6	2071.16	2481.88	2189.75	2600.47	3338.93	3854.63	3646.50	4232.17
36"(914mm)	72"(1829mm)	84"(2134mm)	TCRA-3672-	■ ■ ■	S	DK6	\$2160.07	\$2591.63	\$2285.74	\$2717.30	\$3621.64	\$4164.35	\$3980.12	\$4596.93
		84"(2134mm)	TCRA-3684-	■ ■ ■	S	DK6	2257.12	2758.36	2389.87	2891.11	3929.07	4562.10	4343.89	5064.78
42"(1067mm)	84"(2134mm)	84"(2134mm)	TCRA-4284-	■ ■ ■	S	DK6	\$2360.51	\$2883.98	\$2501.52	\$3024.99	\$4257.85	\$4919.70	\$4731.84	\$5485.94
		96"(2438mm)	TCRA-4296-	■ ■ ■	S	DK6	2472.97	3073.11	2622.24	3222.38	4614.18	5375.42	5153.39	6022.03



TCRA-SND



### Features

- Includes 1.18"(30mm) thick standard top, two bases, glides and hardware.
- Laminate top with knife edge or 3mm edgeband edges or wood veneer top with 3mm wood edgeband or knife edge.
- Standard table heights are 29"(737mm) and 36"(914mm).
- Table is available with black glides only.
- Ships unassembled.

### Specification Tips

- Disc Base Diameter Sizes:
  - 30"(762mm) tops include 21"(533mm) two disc bases
  - 36"(914mm) tops include two 27"(686mm) disc bases
  - 42"(1067mm) tops include two 27"(686mm) disc bases
- **Specifying a cutout does not automatically include a Power Ready base.**
- Factory installed cutout is available for:
  - Specify the (F) option for a Center, Single-Sided/4 outlet Flip Top Unit
  - Specify the (J) option for a Center, Single-Sided/6 outlet Flip Top Unit
  - Specify the (M) option for a Center, Double-Sided/8 outlet Flip Top Unit
  - Specify the (Q) option for a Center, Double-Sided/12 outlet Flip Top Unit
- Power Ready Base:
  - Flip Top Unit circuit breaker plug will not fit in the Power Ready Base opening.**
- **Power cord length determines the distance to building power source.**
- Separately specified:
  - Ganging Mechanism - Recommended for use with power between tables.
  - Horizontal and Vertical Wire Management
  - See Accessories Price List for Power and Data Components
- Refer to Specification Guide:
  - Accessory placement and compatibility.
  - Seating capacities and base location.
  - Information on electrical components compatible with factory cut opening.
  - Power Ready base cable capacity.
- Application may require approval of local authority having jurisdiction (AHJ); ensure compliance before placing orders and installation.

### To Order, Specify:

- 1) Product number, including:

#### ① Surface Option:

- L** Laminate
- W** Wood

#### ② Edge Option:

Laminate:

- J** Edgeband
- F** Knife

Wood:

- K** Edgeband
- U** Knife

#### ③ Cutout:

- N** No Cutout
- F** Center, Single-Sided/4 outlets, add **\$45.84** list
- J** Center, Single-Sided/6 outlets, add **\$45.84** list
- M** Center, Double-Sided/8 outlets, add **\$45.84** list
- Q** Center, Double-Sided/12 outlets, add **\$45.84** list

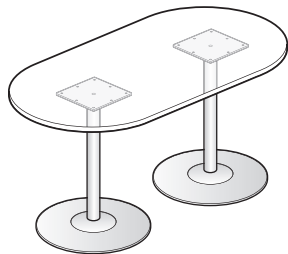
- 2) Laminate surface color or wood finish color.
- 3) Edgeband trim color (laminate only).
- 4) Base trim color.

**Note:** \$63.03 upcharge list for Metallic trim colors.

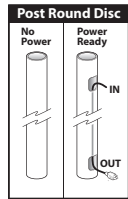
# Jive Table — Dual Disc Base

Racetrack – Laminate or Wood

Height	Depth	Width	Number ① ② ③	Laminate A		Laminate B		Wood Group A		Wood Group B			
				J	F	J	F	K	U	K	U		
<b>Base — No Power</b>													
29"(737mm)	30"(762mm)	60"(1524mm)	TCRT-3060-	S	DN4	\$1947.69	\$2295.74	\$2060.38	\$2408.43	\$3038.59	\$3473.04	\$3298.69	\$3790.74
		72"(1829mm)	TCRT-3072-	S	DN4	2029.34	2440.06	2147.93	2558.65	3297.11	3812.81	3604.68	4190.35
36"(914mm)	72"(1829mm)	TCRT-3672-	S	DN4	\$2118.25	\$2549.81	\$2243.92	\$2675.48	\$3579.82	\$4122.53	\$3938.30	\$4555.11	
		84"(2134mm)	TCRT-3684-	S	DN4	2215.30	2716.54	2348.05	2849.29	3887.25	4520.28	4302.07	5022.96
42"(1067mm)	84"(2134mm)	TCRT-4284-	S	DN4	\$2318.69	\$2842.16	\$2459.70	\$2983.17	\$4216.03	\$4877.88	\$4690.02	\$5444.12	
		96"(2438mm)	TCRT-4296-	S	DN4	2431.15	3031.29	2580.42	3180.56	4572.36	5333.60	5111.57	5980.21
36"(914mm)	30"(762mm)	60"(1524mm)	TCRT-3060-	S	DN6	\$1962.38	\$2310.43	\$2075.07	\$2423.12	\$3053.28	\$3487.73	\$3313.38	\$3805.43
		72"(1829mm)	TCRT-3072-	S	DN6	2044.03	2454.75	2162.62	2573.34	3311.80	3827.50	3619.37	4205.04
36"(914mm)	72"(1829mm)	TCRT-3672-	S	DN6	\$2132.94	\$2564.50	\$2258.61	\$2690.17	\$3594.51	\$4137.22	\$3952.99	\$4569.80	
		84"(2134mm)	TCRT-3684-	S	DN6	2229.99	2731.23	2362.74	2863.98	3901.94	4534.97	4316.76	5037.65
42"(1067mm)	84"(2134mm)	TCRT-4284-	S	DN6	\$2333.38	\$2856.85	\$2474.39	\$2997.86	\$4230.72	\$4892.57	\$4704.71	\$5458.81	
		96"(2438mm)	TCRT-4296-	S	DN6	2445.84	3045.98	2595.11	3195.25	4587.05	5348.29	5126.26	5994.90
<b>Base — Power Ready</b>													
29"(737mm)	30"(762mm)	60"(1524mm)	TCRT-3060-	S	DK4	\$1974.82	\$2322.87	\$2087.51	\$2435.56	\$3065.72	\$3500.17	\$3325.82	\$3817.87
		72"(1829mm)	TCRT-3072-	S	DK4	2056.47	2467.19	2175.06	2585.78	3324.24	3839.94	3631.81	4217.48
36"(914mm)	72"(1829mm)	TCRT-3672-	S	DK4	\$2145.38	\$2576.94	\$2271.05	\$2702.61	\$3606.95	\$4149.66	\$3965.43	\$4582.24	
		84"(2134mm)	TCRT-3684-	S	DK4	2242.43	2743.67	2375.18	2876.42	3914.38	4547.41	4329.20	5050.09
42"(1067mm)	84"(2134mm)	TCRT-4284-	S	DK4	\$2345.82	\$2869.29	\$2486.83	\$3010.30	\$4243.16	\$4905.01	\$4717.15	\$5471.25	
		96"(2438mm)	TCRT-4296-	S	DK4	2458.28	3058.42	2607.55	3207.69	4599.49	5360.73	5138.70	6007.34
36"(914mm)	30"(762mm)	60"(1524mm)	TCRT-3060-	S	DK6	\$1989.51	\$2337.56	\$2102.20	\$2450.25	\$3080.41	\$3514.86	\$3340.51	\$3832.56
		72"(1829mm)	TCRT-3072-	S	DK6	2071.16	2481.88	2189.75	2600.47	3338.93	3854.63	3646.50	4232.17
36"(914mm)	72"(1829mm)	TCRT-3672-	S	DK6	\$2160.07	\$2591.63	\$2285.74	\$2717.30	\$3621.64	\$4164.35	\$3980.12	\$4596.93	
		84"(2134mm)	TCRT-3684-	S	DK6	2257.12	2758.36	2389.87	2891.11	3929.07	4562.10	4343.89	5064.78
42"(1067mm)	84"(2134mm)	TCRT-4284-	S	DK6	\$2360.51	\$2883.98	\$2501.52	\$3024.99	\$4257.85	\$4919.70	\$4731.84	\$5485.94	
		96"(2438mm)	TCRT-4296-	S	DK6	2472.97	3073.11	2622.24	3222.38	4614.18	5375.42	5153.39	6022.03



TCRT-SND



### Features

- Includes 1.18"(30mm) thick standard top, two bases, glides and hardware.
- Laminate top with knife edge or 3mm edgeband edges or wood veneer top with 3mm wood edgeband or knife edge.
- Standard table heights are 29"(737mm) and 36"(914mm).
- Table is available with black glides only.
- Ships unassembled.

### Specification Tips

- Disc Base Diameter Sizes:
  - 30"(762mm) tops include 21"(533mm) two disc bases
  - 36"(914mm) tops include two 27"(686mm) disc bases
  - 42"(1067mm) tops include two 27"(686mm) disc bases
- **Specifying a cutout does not automatically include a Power Ready base.**
- Factory installed cutout is available for:
  - Specify the (F) option for a Center, Single-Sided/4 outlet Flip Top Unit
  - Specify the (J) option for a Center, Single-Sided/6 outlet Flip Top Unit
  - Specify the (M) option for a Center, Double-Sided/8 outlet Flip Top Unit
  - Specify the (Q) option for a Center, Double-Sided/12 outlet Flip Top Unit
- Power Ready Base:
  - Flip Top Unit circuit breaker plug will not fit in the Power Ready Base opening.**
  - **Power cord length determines the distance to building power source.**
- Separately specified:
  - Horizontal and Vertical Wire Management
  - See Accessories Price List for Power and Data Components
- Refer to Specification Guide:
  - Accessory placement and compatibility.
  - Seating capacities and base location.
  - Information on electrical components compatible with factory cut opening.
  - Power Ready base cable capacity.
- Application may require approval of local authority having jurisdiction (AHJ); ensure compliance before placing orders and installation.

### To Order, Specify:

- 1) Product number, including:

#### ① Surface Option:

- L Laminate
- W Wood

#### ② Edge Option:

Laminate:

- J Edgeband
- F Knife

Wood:

- K Edgeband
- U Knife

#### ③ Cutout:

- N No Cutout
- F Center, Single-Sided/4 outlets, add **\$45.84** list
- J Center, Single-Sided/6 outlets, add **\$45.84** list
- M Center, Double-Sided/8 outlets, add **\$45.84** list
- Q Center, Double-Sided/12 outlets, add **\$45.84** list

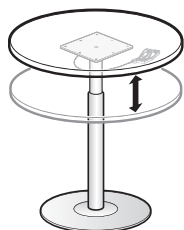
- 2) Laminate surface color or wood finish color.
- 3) Edgeband trim color (laminate only).
- 4) Base trim color.

**Note:** \$63.03 upcharge list for Metallic trim colors.

# Jive Table — Disc Base

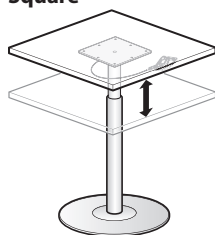
Pneumatic Adjustment

## Round



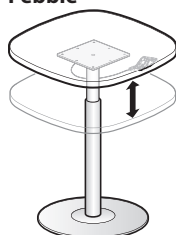
TCRN

## Square



TCRQ

## Pebble



TCRP

## Features

- Includes 1.18”(30mm) thick top, disc base, glides, pneumatic column with lever and hardware.
- Laminate top with knife edge or 3mm edgeband or wood veneer top with 3mm wood edgeband or knife edge.
- Pneumatic height adjustment with 27”(686mm) to 44”(1118mm) continuous adjustment.
- Glides have 0.38”(9.5mm) height adjustment and are standard in black.
- Tables is available with black glides only.

## Specification Tips

- Base Sizes:
  - 30”(762mm) tops include 21”(533mm) disc base.
  - 36”(914mm) tops include 27”(686mm) disc base.
- Power cannot be routed through column.
- Does not accept screen, AKP, monitor arms or any drawers or pedestals.

## To Order, Specify:

1) Product number, including:

### ① Surface Option:

**L** Laminate

**W** Wood

### ② Edge Option:

Laminate:

**J** Edgeband

**F** Knife

Wood:

**K** Edgeband

**U** Knife

2) Laminate surface color or wood finish color.

3) Edgeband trim color (laminate only).

4) Base trim color.

**Note:** \$63.04 upcharge list for Grade B trim colors.

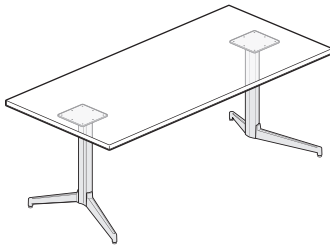
Diameter	Number ①②	Laminate A		Laminate B		Wood Group A		Wood Group B		
		J	F	J	F	K	U	K	U	
<b>Round</b>										
30”(762mm)	TCRN-3030-■ ■ SNDNA	\$1674.03	\$1924.88	\$1767.84	\$2018.69	\$2234.01	\$2437.25	\$2353.71	\$2577.33	
36”(914mm)	TCRN-3636-■ ■ SNDNA	1758.83	2048.56	1859.13	2148.86	2503.17	2819.64	2671.74	3027.03	
<b>Square</b>										
30”(762mm)	TCRQ-3030-■ ■ SNDNA	\$1674.03	\$1924.88	\$1767.84	\$2018.69	\$2234.01	\$2437.25	\$2353.71	\$2577.33	
36”(914mm)	TCRQ-3636-■ ■ SNDNA	1758.83	2048.56	1859.13	2148.86	2503.17	2819.64	2671.74	3027.03	
<b>Pebble</b>										
30”(762mm)	TCRP-3030-■ ■ SNDNA	\$1674.03	\$1924.88	\$1767.84	\$2018.69	\$2234.01	\$2437.25	\$2353.71	\$2577.33	
36”(914mm)	TCRP-3636-■ ■ SNDNA	1758.83	2048.56	1859.13	2148.86	2503.17	2819.64	2671.74	3027.03	



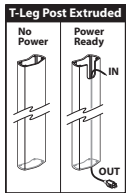
This page intentionally blank

# Jive Table — T-Leg — Extruded

Rectangle – Laminate or Wood



TCRA-SNT



## Features

- Includes 1.18”(30mm) thick top, two T-Leg bases with extruded columns, and hardware.
- Standard table heights are 29”(737mm), 36”(914mm) and 42”(1067mm).
- Laminate top with knife edge or 3mm edgeband edges or wood veneer top with 3mm wood edgeband or knife edge.
- Optional Belong Hatch cutout:
  - Laminate tops only with one cutout.
  - Available on 30”D and 36”D worksurfaces:
    - 30”D - Widths 54”(1372mm), 60”(1524mm), 66”(1676mm) and 72”(1829mm). All heights.
    - 36”D - Widths 66”(1676mm) and 72”(1829mm). All heights.
    - 36”D with 60”(1524mm) only available on 29”H table.
  - Requires separately specified Belong Hatch.
  - Refer to Specification Guide for cutout details.
- Casters:
  - Two locking and two non-locking casters.
  - Standard in black.
- Glides:
  - 0.625”(16mm) adjustment.
  - Standard in black.
- Casters and glides are not interchangeable.
- Depth and width shown in nominal dimensions.
- Ships unassembled.

## Specification Tips

- Edge choice allows a flat seam between tables.
- **Specifying a cutout does not automatically include a Power Ready base.**
- Factory installed cutouts are available for:
  - Specify the (F) option for a Center, Single-Sided/4 outlet Flip Top Unit
  - Specify the (J) option for a Center, Single-Sided/6 outlet Flip Top Unit
  - Specify the (H) option for Belong Hatch
- Power Ready Base:
  - Allows for cord management through one of the Extruded T-Legs. Powered leg location determined during installation.
  - Casters and Glides:
    - Specify the (J) option for Casters on the Power Ready base (only available on 29”(737mm) high tables)
    - Specify the (K) option for Glides on the Power Ready base (available on 29”(737mm), 36”(914mm) and 42”(1067mm) high tables)
  - Flip Top Unit circuit breaker plug will not fit in the Power Ready Base opening.**
- **Power cord length determines the distance to building power source.**
- Separately specified:
  - Ganging Mechanism - Recommended for use with power between tables.
  - Horizontal and Vertical Wire Management
  - Power and Data Components - Accessories
- Refer to Specification Guide:
  - Accessory placement and compatibility.
  - Seating capacities and leg locations.
  - Information on electrical components compatible with factory cut opening.
  - Power Ready base cable capacity.
- Application may require approval of local authority having jurisdiction (AHJ); ensure compliance before placing orders and installation.

## To Order, Specify:

1) Product number, including:

### 1 Surface Option:

- L** Laminate
- W** Wood

### 2 Edge Option:

Laminate:

- J** Edgeband
- F** Knife

Wood:

- K** Edgeband
- U** Knife

### 3 Cutout:

- N** No Cutout
- F** Center, Single-Sided/4 outlets, add **\$45.84** list
- J** Center, Single-Sided/6 outlets, add **\$45.84** list
- H** Belong Hatch add **\$45.84** list

### 4 Base and Wire Management Option:

Base - No Power:

- C** Casters, add **\$22.32** list (29” Height Only)
- G** Glides

Base - Power Ready:

- J** Casters, add **\$22.32** list (29” Height Only)
- K** Glides

### 5 Base Finish Option:

- A** Painted
- B** Polished, add **\$63.50** list

- 2) Laminate surface color or wood finish color.
- 3) Edgeband trim color (laminate only).
- 4) Base trim color.

**Note:** **\$63.03** upcharge list for Metallic trim colors.

# Jive Table — T-Leg — Extruded

Rectangle – Laminate or Wood

Height	Depth	Width	Number						Laminate A		Laminate B		Wood Group A		Wood Group B			
				①	②	③	④	⑤	J	F	J	F	K	U	K	U		
<b>Base — No Power — No Cutout</b>																		
29"(737mm)	18"(457mm)	48"(1219mm)	TCRA-1848-	<input type="checkbox"/>	<input type="checkbox"/>	<input type="checkbox"/>	<input type="checkbox"/>	<input type="checkbox"/>	<input type="checkbox"/>	\$ 929.26	\$1184.16	\$1026.61	\$1281.51	\$1583.98	\$1897.67	\$1728.43	\$2081.32	
		54"(1372mm)	TCRA-1854-	<input type="checkbox"/>	<input type="checkbox"/>	<input type="checkbox"/>	<input type="checkbox"/>	<input type="checkbox"/>	<input type="checkbox"/>	955.03	1236.36	1054.15	1335.48	1665.40	2013.36	1824.94	2217.32	
		60"(1524mm)	TCRA-1860-	<input type="checkbox"/>	<input type="checkbox"/>	<input type="checkbox"/>	<input type="checkbox"/>	<input type="checkbox"/>	<input type="checkbox"/>	981.03	1290.20	1081.92	1391.09	1747.53	2131.58	1922.31	2356.28	
		66"(1676mm)	TCRA-1866-	<input type="checkbox"/>	<input type="checkbox"/>	<input type="checkbox"/>	<input type="checkbox"/>	<input type="checkbox"/>	<input type="checkbox"/>	1007.26	1345.67	1109.92	1448.33	1830.37	2252.32	2020.55	2498.19	
		72"(1829mm)	TCRA-1872-	<input type="checkbox"/>	<input type="checkbox"/>	<input type="checkbox"/>	<input type="checkbox"/>	<input type="checkbox"/>	<input type="checkbox"/>	1033.73	1402.77	1138.16	1507.20	1913.92	2375.58	2119.65	2643.06	
	24"(610mm)	36"(914mm)	TCRA-2436-	<input type="checkbox"/>	<input type="checkbox"/>	<input type="checkbox"/>	<input type="checkbox"/>	<input type="checkbox"/>	<input type="checkbox"/>	\$ 923.92	\$1146.78	\$1021.27	\$1244.13	\$1567.76	\$1839.92	\$1708.65	\$2013.68	
		42"(1067mm)	TCRA-2442-	<input type="checkbox"/>	<input type="checkbox"/>	<input type="checkbox"/>	<input type="checkbox"/>	<input type="checkbox"/>	<input type="checkbox"/>	956.46	1203.66	1056.17	1303.37	1670.80	1974.51	1830.59	2171.98	
		48"(1219mm)	TCRA-2448-	<input type="checkbox"/>	<input type="checkbox"/>	<input type="checkbox"/>	<input type="checkbox"/>	<input type="checkbox"/>	<input type="checkbox"/>	989.23	1262.16	1091.30	1364.23	1774.55	2111.63	1953.40	2333.24	
		54"(1372mm)	TCRA-2454-	<input type="checkbox"/>	<input type="checkbox"/>	<input type="checkbox"/>	<input type="checkbox"/>	<input type="checkbox"/>	<input type="checkbox"/>	1022.23	1322.31	1126.66	1426.74	1879.00	2251.26	2077.07	2497.45	
		60"(1524mm)	TCRA-2460-	<input type="checkbox"/>	<input type="checkbox"/>	<input type="checkbox"/>	<input type="checkbox"/>	<input type="checkbox"/>	<input type="checkbox"/>	1055.47	1384.08	1162.26	1490.87	1984.17	2393.42	2201.61	2664.62	
		66"(1676mm)	TCRA-2466-	<input type="checkbox"/>	<input type="checkbox"/>	<input type="checkbox"/>	<input type="checkbox"/>	<input type="checkbox"/>	<input type="checkbox"/>	1088.94	1447.49	1198.09	1556.64	2090.04	2538.10	2327.01	2834.74	
		72"(1829mm)	TCRA-2472-	<input type="checkbox"/>	<input type="checkbox"/>	<input type="checkbox"/>	<input type="checkbox"/>	<input type="checkbox"/>	<input type="checkbox"/>	1122.64	1512.53	1234.15	1624.04	2196.63	2685.31	2453.27	3007.82	
		30"(762mm)	36"(914mm)	TCRA-3036-	<input type="checkbox"/>	<input type="checkbox"/>	<input type="checkbox"/>	<input type="checkbox"/>	<input type="checkbox"/>	<input type="checkbox"/>	\$ 969.42	\$1208.91	\$1070.31	\$1309.80	\$1712.26	\$2006.00	\$1879.30	\$2209.19
			42"(1067mm)	TCRA-3042-	<input type="checkbox"/>	<input type="checkbox"/>	<input type="checkbox"/>	<input type="checkbox"/>	<input type="checkbox"/>	<input type="checkbox"/>	1009.19	1273.73	1113.03	1377.57	1838.34	2164.53	2028.41	2395.70
			48"(1219mm)	TCRA-3048-	<input type="checkbox"/>	<input type="checkbox"/>	<input type="checkbox"/>	<input type="checkbox"/>	<input type="checkbox"/>	<input type="checkbox"/>	1049.20	1340.17	1155.99	1446.96	1965.12	2325.58	2178.38	2585.17
54"(1372mm)	TCRA-3054-		<input type="checkbox"/>	<input type="checkbox"/>	<input type="checkbox"/>	<input type="checkbox"/>	<input type="checkbox"/>	<input type="checkbox"/>	1089.44	1408.25	1199.18	1517.99	2092.61	2489.16	2329.21	2777.59		
60"(1524mm)	TCRA-3060-		<input type="checkbox"/>	<input type="checkbox"/>	<input type="checkbox"/>	<input type="checkbox"/>	<input type="checkbox"/>	<input type="checkbox"/>	1129.91	1477.96	1242.60	1590.65	2220.81	2655.26	2480.91	2972.96		
36"(914mm)	24"(610mm)	36"(914mm)	TCRA-2436-	<input type="checkbox"/>	<input type="checkbox"/>	<input type="checkbox"/>	<input type="checkbox"/>	<input type="checkbox"/>	<input type="checkbox"/>	\$1066.48	\$1289.34	\$1163.83	\$1386.69	\$1710.32	\$1982.48	\$1851.21	\$2156.24	
		42"(1067mm)	TCRA-2442-	<input type="checkbox"/>	<input type="checkbox"/>	<input type="checkbox"/>	<input type="checkbox"/>	<input type="checkbox"/>	<input type="checkbox"/>	1099.02	1346.22	1198.73	1445.93	1813.36	2117.07	1973.15	2314.54	
		48"(1219mm)	TCRA-2448-	<input type="checkbox"/>	<input type="checkbox"/>	<input type="checkbox"/>	<input type="checkbox"/>	<input type="checkbox"/>	<input type="checkbox"/>	1131.79	1404.72	1233.86	1506.79	1917.11	2254.19	2095.96	2475.80	
		54"(1372mm)	TCRA-2454-	<input type="checkbox"/>	<input type="checkbox"/>	<input type="checkbox"/>	<input type="checkbox"/>	<input type="checkbox"/>	<input type="checkbox"/>	1164.79	1464.87	1269.22	1569.30	2021.56	2393.82	2219.63	2640.01	
		60"(1524mm)	TCRA-2460-	<input type="checkbox"/>	<input type="checkbox"/>	<input type="checkbox"/>	<input type="checkbox"/>	<input type="checkbox"/>	<input type="checkbox"/>	1198.03	1526.64	1304.82	1633.43	2126.73	2535.98	2344.17	2807.18	
	30"(762mm)	36"(914mm)	TCRA-2466-	<input type="checkbox"/>	<input type="checkbox"/>	<input type="checkbox"/>	<input type="checkbox"/>	<input type="checkbox"/>	<input type="checkbox"/>	1231.50	1590.05	1340.65	1699.20	2232.60	2680.66	2469.57	2977.30	
		72"(1829mm)	TCRA-2472-	<input type="checkbox"/>	<input type="checkbox"/>	<input type="checkbox"/>	<input type="checkbox"/>	<input type="checkbox"/>	<input type="checkbox"/>	1265.20	1655.09	1376.71	1766.60	2339.19	2827.87	2595.83	3150.38	
		36"(914mm)	36"(914mm)	TCRA-3036-	<input type="checkbox"/>	<input type="checkbox"/>	<input type="checkbox"/>	<input type="checkbox"/>	<input type="checkbox"/>	<input type="checkbox"/>	\$1111.98	\$1351.47	\$1212.87	\$1452.36	\$1854.82	\$2148.56	\$2021.86	\$2351.75
			42"(1067mm)	TCRA-3042-	<input type="checkbox"/>	<input type="checkbox"/>	<input type="checkbox"/>	<input type="checkbox"/>	<input type="checkbox"/>	<input type="checkbox"/>	1151.75	1416.29	1255.59	1520.13	1980.90	2307.09	2170.97	2538.26
			48"(1219mm)	TCRA-3048-	<input type="checkbox"/>	<input type="checkbox"/>	<input type="checkbox"/>	<input type="checkbox"/>	<input type="checkbox"/>	<input type="checkbox"/>	1191.76	1482.73	1298.55	1589.52	2107.68	2468.14	2320.94	2727.73
			54"(1372mm)	TCRA-3054-	<input type="checkbox"/>	<input type="checkbox"/>	<input type="checkbox"/>	<input type="checkbox"/>	<input type="checkbox"/>	<input type="checkbox"/>	1232.00	1550.81	1341.74	1660.55	2235.17	2631.72	2471.77	2920.15
			60"(1524mm)	TCRA-3060-	<input type="checkbox"/>	<input type="checkbox"/>	<input type="checkbox"/>	<input type="checkbox"/>	<input type="checkbox"/>	<input type="checkbox"/>	1272.47	1620.52	1385.16	1733.21	2363.37	2797.82	2623.47	3115.52
		36"(914mm)	66"(1676mm)	TCRA-3066-	<input type="checkbox"/>	<input type="checkbox"/>	<input type="checkbox"/>	<input type="checkbox"/>	<input type="checkbox"/>	<input type="checkbox"/>	1313.18	1691.86	1428.82	1807.50	2492.28	2966.44	2776.03	3313.85
			72"(1829mm)	TCRA-3072-	<input type="checkbox"/>	<input type="checkbox"/>	<input type="checkbox"/>	<input type="checkbox"/>	<input type="checkbox"/>	<input type="checkbox"/>	1354.12	1764.84	1472.71	1883.43	2621.89	3137.59	2929.46	3515.13
			42"(1067mm)	66"(1676mm)	TCRA-3666-	<input type="checkbox"/>	<input type="checkbox"/>	<input type="checkbox"/>	<input type="checkbox"/>	<input type="checkbox"/>	<input type="checkbox"/>	\$1394.85	\$1793.68	\$1516.98	\$1915.81	\$2751.95	\$3252.22	\$3082.49
72"(1829mm)	TCRA-3672-			<input type="checkbox"/>	<input type="checkbox"/>	<input type="checkbox"/>	<input type="checkbox"/>	<input type="checkbox"/>	<input type="checkbox"/>	1443.03	1874.59	1568.70	2000.26	2904.60	3447.31	3263.08	3879.89	
30"(762mm)	36"(914mm)			TCRA-2436-	<input type="checkbox"/>	<input type="checkbox"/>	<input type="checkbox"/>	<input type="checkbox"/>	<input type="checkbox"/>	<input type="checkbox"/>	\$1194.77	\$1417.63	\$1292.12	\$1514.98	\$1838.61	\$2110.77	\$1979.50	\$2284.53
	42"(1067mm)	TCRA-2442-		<input type="checkbox"/>	<input type="checkbox"/>	<input type="checkbox"/>	<input type="checkbox"/>	<input type="checkbox"/>	<input type="checkbox"/>	1227.31	1474.51	1327.02	1574.22	1941.65	2245.36	2101.44	2442.83	
	48"(1219mm)	TCRA-2448-		<input type="checkbox"/>	<input type="checkbox"/>	<input type="checkbox"/>	<input type="checkbox"/>	<input type="checkbox"/>	<input type="checkbox"/>	1260.08	1533.01	1362.15	1635.08	2045.40	2382.48	2224.25	2604.09	
	54"(1372mm)	TCRA-2454-	<input type="checkbox"/>	<input type="checkbox"/>	<input type="checkbox"/>	<input type="checkbox"/>	<input type="checkbox"/>	<input type="checkbox"/>	1293.08	1593.16	1397.51	1697.59	2149.85	2522.11	2347.92	2768.30		
	60"(1524mm)	TCRA-2460-	<input type="checkbox"/>	<input type="checkbox"/>	<input type="checkbox"/>	<input type="checkbox"/>	<input type="checkbox"/>	<input type="checkbox"/>	1326.32	1654.93	1433.11	1761.72	2255.02	2664.27	2472.46	2935.47		
	66"(1676mm)	TCRA-2466-	<input type="checkbox"/>	<input type="checkbox"/>	<input type="checkbox"/>	<input type="checkbox"/>	<input type="checkbox"/>	<input type="checkbox"/>	1359.79	1718.34	1468.94	1827.49	2360.89	2808.95	2597.86	3105.59		
	72"(1829mm)	TCRA-2472-	<input type="checkbox"/>	<input type="checkbox"/>	<input type="checkbox"/>	<input type="checkbox"/>	<input type="checkbox"/>	<input type="checkbox"/>	1393.49	1783.38	1505.00	1894.89	2467.48	2956.16	2724.12	3278.67		
	36"(914mm)	36"(914mm)	TCRA-3036-	<input type="checkbox"/>	<input type="checkbox"/>	<input type="checkbox"/>	<input type="checkbox"/>	<input type="checkbox"/>	<input type="checkbox"/>	\$1240.27	\$1479.76	\$1341.16	\$1580.65	\$1983.11	\$2276.85	\$2150.15	\$2480.04	
		42"(1067mm)	TCRA-3042-	<input type="checkbox"/>	<input type="checkbox"/>	<input type="checkbox"/>	<input type="checkbox"/>	<input type="checkbox"/>	<input type="checkbox"/>	1280.04	1544.58	1383.88	1648.42	2109.19	2435.38	2299.26	2666.55	
		48"(1219mm)	TCRA-3048-	<input type="checkbox"/>	<input type="checkbox"/>	<input type="checkbox"/>	<input type="checkbox"/>	<input type="checkbox"/>	<input type="checkbox"/>	1320.05	1611.02	1426.84	1717.81	2235.97	2596.43	2449.23	2856.02	
54"(1372mm)		TCRA-3054-	<input type="checkbox"/>	<input type="checkbox"/>	<input type="checkbox"/>	<input type="checkbox"/>	<input type="checkbox"/>	<input type="checkbox"/>	1360.29	1679.10	1470.03	1788.84	2363.46	2760.01	2600.06	3048.44		
60"(1524mm)		TCRA-3060-	<input type="checkbox"/>	<input type="checkbox"/>	<input type="checkbox"/>	<input type="checkbox"/>	<input type="checkbox"/>	<input type="checkbox"/>	1400.76	1748.81	1513.45	1861.50	2491.66	2926.11	2751.76	3243.81		
36"(914mm)	66"(1676mm)	TCRA-3066-	<input type="checkbox"/>	<input type="checkbox"/>	<input type="checkbox"/>	<input type="checkbox"/>	<input type="checkbox"/>	<input type="checkbox"/>	1441.47	1820.15	1557.11	1935.79	2620.57	3094.73	2904.32	3442.14		
	72"(1829mm)	TCRA-3072-	<input type="checkbox"/>	<input type="checkbox"/>	<input type="checkbox"/>	<input type="checkbox"/>	<input type="checkbox"/>	<input type="checkbox"/>	1482.41	1893.13	1601.00	2011.72	2750.18	3265.88	3057.75	3643.42		
	72"(1829mm)	TCRA-3672-	<input type="checkbox"/>	<input type="checkbox"/>	<input type="checkbox"/>	<input type="checkbox"/>	<input type="checkbox"/>	<input type="checkbox"/>	\$1523.14	\$1921.97	\$1645.27	\$2044.10	\$2880.24	\$3380.51	\$3210.78	\$3778.69		
									1571.32	2002.88	1696.99	2128.55	3032.89	3575.60	3391.37	4008.18		

# Jive Table — T-Leg — Extruded

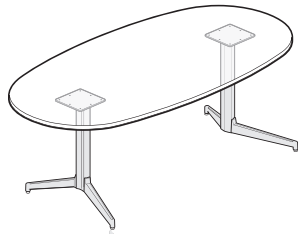
Rectangle – Laminate or Wood

Height	Depth	Width	Number	① ② ③ ④ ⑤					Laminate A		Laminate B		Wood Group A		Wood Group B	
				J	F	J	F	K	U	K	U					
<b>Base — Power Ready — No Cutout</b>																
29"(737mm)	18"(457mm)	48"(1219mm)	TCRA-1848-	<input type="checkbox"/>	<input type="checkbox"/>	<input type="checkbox"/>	<input type="checkbox"/>	<input type="checkbox"/>	\$ 956.39	\$1211.29	\$1053.74	\$1308.64	\$1611.11	\$1924.80	\$1755.56	\$2108.45
		54"(1372mm)	TCRA-1854-	<input type="checkbox"/>	<input type="checkbox"/>	<input type="checkbox"/>	<input type="checkbox"/>	<input type="checkbox"/>	982.16	1263.49	1081.28	1362.61	1692.53	2040.49	1852.07	2244.45
		60"(1524mm)	TCRA-1860-	<input type="checkbox"/>	<input type="checkbox"/>	<input type="checkbox"/>	<input type="checkbox"/>	<input type="checkbox"/>	1008.16	1317.33	1109.05	1418.22	1774.66	2158.71	1949.44	2383.41
		66"(1676mm)	TCRA-1866-	<input type="checkbox"/>	<input type="checkbox"/>	<input type="checkbox"/>	<input type="checkbox"/>	<input type="checkbox"/>	1034.39	1372.80	1137.05	1475.46	1857.50	2279.45	2047.68	2525.32
		72"(1829mm)	TCRA-1872-	<input type="checkbox"/>	<input type="checkbox"/>	<input type="checkbox"/>	<input type="checkbox"/>	<input type="checkbox"/>	1060.86	1429.90	1165.29	1534.33	1941.05	2402.71	2146.78	2670.19
	24"(610mm)	36"(914mm)	TCRA-2436-	<input type="checkbox"/>	<input type="checkbox"/>	<input type="checkbox"/>	<input type="checkbox"/>	<input type="checkbox"/>	\$ 951.05	\$1173.91	\$1048.40	\$1271.26	\$1594.89	\$1867.05	\$1735.78	\$2040.81
		42"(1067mm)	TCRA-2442-	<input type="checkbox"/>	<input type="checkbox"/>	<input type="checkbox"/>	<input type="checkbox"/>	<input type="checkbox"/>	983.59	1230.79	1083.30	1330.50	1697.93	2001.64	1857.72	2199.11
		48"(1219mm)	TCRA-2448-	<input type="checkbox"/>	<input type="checkbox"/>	<input type="checkbox"/>	<input type="checkbox"/>	<input type="checkbox"/>	1016.36	1289.29	1118.43	1391.36	1801.68	2138.76	1980.53	2360.37
		54"(1372mm)	TCRA-2454-	<input type="checkbox"/>	<input type="checkbox"/>	<input type="checkbox"/>	<input type="checkbox"/>	<input type="checkbox"/>	1049.36	1349.44	1153.79	1453.87	1906.13	2278.39	2104.20	2524.58
		60"(1524mm)	TCRA-2460-	<input type="checkbox"/>	<input type="checkbox"/>	<input type="checkbox"/>	<input type="checkbox"/>	<input type="checkbox"/>	1082.60	1411.21	1189.39	1518.00	2011.30	2420.55	2228.74	2691.75
30"(762mm)	36"(914mm)	66"(1676mm)	TCRA-2466-	<input type="checkbox"/>	<input type="checkbox"/>	<input type="checkbox"/>	<input type="checkbox"/>	1116.07	1474.62	1225.22	1583.77	2117.17	2565.23	2354.14	2861.87	
		72"(1829mm)	TCRA-2472-	<input type="checkbox"/>	<input type="checkbox"/>	<input type="checkbox"/>	<input type="checkbox"/>	1149.77	1539.66	1261.28	1651.17	2223.76	2712.44	2480.40	3034.95	
		42"(1067mm)	TCRA-3036-	<input type="checkbox"/>	<input type="checkbox"/>	<input type="checkbox"/>	<input type="checkbox"/>	<input type="checkbox"/>	\$ 996.55	\$1236.04	\$1097.44	\$1336.93	\$1739.39	\$2033.13	\$1906.43	\$2236.32
		48"(1219mm)	TCRA-3042-	<input type="checkbox"/>	<input type="checkbox"/>	<input type="checkbox"/>	<input type="checkbox"/>	<input type="checkbox"/>	1036.32	1300.86	1140.16	1404.70	1865.47	2191.66	2055.54	2422.83
		54"(1372mm)	TCRA-3048-	<input type="checkbox"/>	<input type="checkbox"/>	<input type="checkbox"/>	<input type="checkbox"/>	<input type="checkbox"/>	1076.33	1367.30	1183.12	1474.09	1992.25	2352.71	2205.51	2612.30
	36"(914mm)	60"(1524mm)	TCRA-3054-	<input type="checkbox"/>	<input type="checkbox"/>	<input type="checkbox"/>	<input type="checkbox"/>	<input type="checkbox"/>	1116.57	1435.38	1226.31	1545.12	2119.74	2516.29	2356.34	2804.72
		66"(1676mm)	TCRA-3060-	<input type="checkbox"/>	<input type="checkbox"/>	<input type="checkbox"/>	<input type="checkbox"/>	<input type="checkbox"/>	1157.04	1505.09	1269.73	1617.78	2247.94	2682.39	2508.04	3000.09
		72"(1829mm)	TCRA-3066-	<input type="checkbox"/>	<input type="checkbox"/>	<input type="checkbox"/>	<input type="checkbox"/>	<input type="checkbox"/>	1197.75	1576.43	1313.39	1692.07	2376.85	2851.01	2660.60	3198.42
		60"(1524mm)	TCRA-3072-	<input type="checkbox"/>	<input type="checkbox"/>	<input type="checkbox"/>	<input type="checkbox"/>	<input type="checkbox"/>	1238.69	1649.41	1357.28	1768.00	2506.46	3022.16	2814.03	3399.70
		66"(1676mm)	TCRA-3660-	<input type="checkbox"/>	<input type="checkbox"/>	<input type="checkbox"/>	<input type="checkbox"/>	<input type="checkbox"/>	\$1231.48	\$1598.97	\$1350.07	\$1717.56	\$2484.58	\$2944.23	\$2787.34	\$3308.43
36"(914mm)	24"(610mm)	72"(1829mm)	TCRA-3666-	<input type="checkbox"/>	<input type="checkbox"/>	<input type="checkbox"/>	<input type="checkbox"/>	1279.42	1678.25	1401.55	1800.38	2636.52	3136.79	2967.06	3534.97	
		36"(914mm)	TCRA-3672-	<input type="checkbox"/>	<input type="checkbox"/>	<input type="checkbox"/>	<input type="checkbox"/>	1327.60	1759.16	1453.27	1884.83	2789.17	3331.88	3147.65	3764.46	
		42"(1067mm)	TCRA-2436-	<input type="checkbox"/>	<input type="checkbox"/>	<input type="checkbox"/>	<input type="checkbox"/>	<input type="checkbox"/>	\$1093.61	\$1316.47	\$1190.96	\$1413.82	\$1737.45	\$2009.61	\$1878.34	\$2183.37
		48"(1219mm)	TCRA-2442-	<input type="checkbox"/>	<input type="checkbox"/>	<input type="checkbox"/>	<input type="checkbox"/>	<input type="checkbox"/>	1126.15	1373.35	1225.86	1473.06	1840.49	2144.20	2000.28	2341.67
		54"(1372mm)	TCRA-2448-	<input type="checkbox"/>	<input type="checkbox"/>	<input type="checkbox"/>	<input type="checkbox"/>	<input type="checkbox"/>	1158.92	1431.85	1260.99	1533.92	1944.24	2281.32	2123.09	2502.93
	30"(762mm)	60"(1524mm)	TCRA-2454-	<input type="checkbox"/>	<input type="checkbox"/>	<input type="checkbox"/>	<input type="checkbox"/>	<input type="checkbox"/>	1191.92	1492.00	1296.35	1596.43	2048.69	2420.95	2246.76	2667.14
		66"(1676mm)	TCRA-2460-	<input type="checkbox"/>	<input type="checkbox"/>	<input type="checkbox"/>	<input type="checkbox"/>	<input type="checkbox"/>	1225.16	1553.77	1331.95	1660.56	2153.86	2563.11	2371.30	2834.31
		72"(1829mm)	TCRA-2466-	<input type="checkbox"/>	<input type="checkbox"/>	<input type="checkbox"/>	<input type="checkbox"/>	<input type="checkbox"/>	1258.63	1617.18	1367.78	1726.33	2259.73	2707.79	2496.70	3004.43
		42"(1067mm)	TCRA-2472-	<input type="checkbox"/>	<input type="checkbox"/>	<input type="checkbox"/>	<input type="checkbox"/>	<input type="checkbox"/>	1292.33	1682.22	1403.84	1793.73	2366.32	2855.00	2622.96	3177.51
		48"(1219mm)	TCRA-3036-	<input type="checkbox"/>	<input type="checkbox"/>	<input type="checkbox"/>	<input type="checkbox"/>	<input type="checkbox"/>	\$1139.11	\$1378.60	\$1240.00	\$1479.49	\$1881.95	\$2175.69	\$2048.99	\$2378.88
42"(1067mm)	36"(914mm)	54"(1372mm)	TCRA-3042-	<input type="checkbox"/>	<input type="checkbox"/>	<input type="checkbox"/>	<input type="checkbox"/>	<input type="checkbox"/>	1178.88	1443.42	1282.72	1547.26	2008.03	2334.22	2198.10	2565.39
		60"(1524mm)	TCRA-3048-	<input type="checkbox"/>	<input type="checkbox"/>	<input type="checkbox"/>	<input type="checkbox"/>	<input type="checkbox"/>	1218.89	1509.86	1325.68	1616.65	2134.81	2495.27	2348.07	2754.86
		66"(1676mm)	TCRA-3054-	<input type="checkbox"/>	<input type="checkbox"/>	<input type="checkbox"/>	<input type="checkbox"/>	<input type="checkbox"/>	1259.13	1577.94	1368.87	1687.68	2262.30	2658.85	2498.90	2947.28
		72"(1829mm)	TCRA-3060-	<input type="checkbox"/>	<input type="checkbox"/>	<input type="checkbox"/>	<input type="checkbox"/>	<input type="checkbox"/>	1299.60	1647.65	1412.29	1760.34	2390.50	2824.95	2650.60	3142.65
		60"(1524mm)	TCRA-3066-	<input type="checkbox"/>	<input type="checkbox"/>	<input type="checkbox"/>	<input type="checkbox"/>	<input type="checkbox"/>	1340.31	1718.99	1455.95	1834.63	2519.41	2993.57	2803.16	3340.98
	36"(914mm)	66"(1676mm)	TCRA-3072-	<input type="checkbox"/>	<input type="checkbox"/>	<input type="checkbox"/>	<input type="checkbox"/>	<input type="checkbox"/>	1381.25	1791.97	1499.84	1910.56	2649.02	3164.72	2956.59	3542.26
		66"(1676mm)	TCRA-3666-	<input type="checkbox"/>	<input type="checkbox"/>	<input type="checkbox"/>	<input type="checkbox"/>	<input type="checkbox"/>	\$1421.98	\$1820.81	\$1544.11	\$1942.94	\$2779.08	\$3279.35	\$3109.62	\$3677.53
		72"(1829mm)	TCRA-3672-	<input type="checkbox"/>	<input type="checkbox"/>	<input type="checkbox"/>	<input type="checkbox"/>	<input type="checkbox"/>	1470.16	1901.72	1595.83	2027.39	2931.73	3474.44	3290.21	3907.02
		36"(914mm)	TCRA-2436-	<input type="checkbox"/>	<input type="checkbox"/>	<input type="checkbox"/>	<input type="checkbox"/>	<input type="checkbox"/>	\$1221.90	\$1444.76	\$1319.25	\$1542.11	\$1865.74	\$2137.90	\$2006.63	\$2311.66
		42"(1067mm)	TCRA-2442-	<input type="checkbox"/>	<input type="checkbox"/>	<input type="checkbox"/>	<input type="checkbox"/>	<input type="checkbox"/>	1254.44	1501.64	1354.15	1601.35	1968.78	2272.49	2128.57	2469.96
42"(1067mm)	24"(610mm)	48"(1219mm)	TCRA-2448-	<input type="checkbox"/>	<input type="checkbox"/>	<input type="checkbox"/>	<input type="checkbox"/>	<input type="checkbox"/>	1287.21	1560.14	1389.28	1662.21	2072.53	2409.61	2251.38	2631.22
		54"(1372mm)	TCRA-2454-	<input type="checkbox"/>	<input type="checkbox"/>	<input type="checkbox"/>	<input type="checkbox"/>	<input type="checkbox"/>	1320.21	1620.29	1424.64	1724.72	2176.98	2549.24	2375.05	2795.43
		60"(1524mm)	TCRA-2460-	<input type="checkbox"/>	<input type="checkbox"/>	<input type="checkbox"/>	<input type="checkbox"/>	<input type="checkbox"/>	1353.45	1682.06	1460.24	1788.85	2282.15	2691.40	2499.59	2962.60
		66"(1676mm)	TCRA-2466-	<input type="checkbox"/>	<input type="checkbox"/>	<input type="checkbox"/>	<input type="checkbox"/>	<input type="checkbox"/>	1386.92	1745.47	1496.07	1854.62	2388.02	2836.08	2624.99	3132.72
		72"(1829mm)	TCRA-2472-	<input type="checkbox"/>	<input type="checkbox"/>	<input type="checkbox"/>	<input type="checkbox"/>	<input type="checkbox"/>	1420.62	1810.51	1532.13	1922.02	2494.61	2983.29	2751.25	3305.80
	30"(762mm)	36"(914mm)	TCRA-3036-	<input type="checkbox"/>	<input type="checkbox"/>	<input type="checkbox"/>	<input type="checkbox"/>	<input type="checkbox"/>	\$1267.40	\$1506.89	\$1368.29	\$1607.78	\$2010.24	\$2303.98	\$2177.28	\$2507.17
		42"(1067mm)	TCRA-3042-	<input type="checkbox"/>	<input type="checkbox"/>	<input type="checkbox"/>	<input type="checkbox"/>	<input type="checkbox"/>	1307.17	1571.71	1411.01	1675.55	2136.32	2462.51	2326.39	2693.68
		48"(1219mm)	TCRA-3048-	<input type="checkbox"/>	<input type="checkbox"/>	<input type="checkbox"/>	<input type="checkbox"/>	<input type="checkbox"/>	1347.18	1638.15	1453.97	1744.94	2263.10	2623.56	2476.36	2883.15
		54"(1372mm)	TCRA-3054-	<input type="checkbox"/>	<input type="checkbox"/>	<input type="checkbox"/>	<input type="checkbox"/>	<input type="checkbox"/>	1387.42	1706.23	1497.16	1815.97	2390.59	2787.14	2627.19	3075.57
		60"(1524mm)	TCRA-3060-	<input type="checkbox"/>	<input type="checkbox"/>	<input type="checkbox"/>	<input type="checkbox"/>	<input type="checkbox"/>	1427.89	1775.94	1540.58	1888.63	2518.79	2953.24	2778.89	3270.94
36"(914mm)	66"(1676mm)	TCRA-3066-	<input type="checkbox"/>	<input type="checkbox"/>	<input type="checkbox"/>	<input type="checkbox"/>	<input type="checkbox"/>	1468.60	1847.28	1584.24	1962.92	2647.70	3121.86	2931.45	3469.27	
	72"(1829mm)	TCRA-3072-	<input type="checkbox"/>	<input type="checkbox"/>	<input type="checkbox"/>	<input type="checkbox"/>	<input type="checkbox"/>	1509.54	1920.26	1628.13	2038.85	2777.31	3293.01	3084.88	3670.55	
	66"(1676mm)	TCRA-3666-	<input type="checkbox"/>	<input type="checkbox"/>	<input type="checkbox"/>	<input type="checkbox"/>	<input type="checkbox"/>	\$1550.27	\$1949.10	\$1672.40	\$2071.23	\$2907.37	\$3407.64	\$3237.91	\$3805.82	
	72"(1829mm)	TCRA-3672-	<input type="checkbox"/>	<input type="checkbox"/>	<input type="checkbox"/>	<input type="checkbox"/>	<input type="checkbox"/>	1598.45	2030.01	1724.12	2155.68	3060.02	3602.73	3418.50	4035.31	

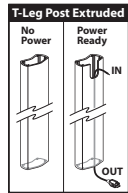
# Jive Table — T-Leg — Extruded

Pebble – Laminate or Wood

Height	Depth	Width	Number	Laminate A		Laminate B		Wood Group A		Wood Group B				
				J	F	J	F	K	U	K	U			
<b>Base — No Power — No Cutout</b>														
29"(737mm)	30"(762mm)	48"(1219mm)	TCRP-3048-	S	T	4	\$1049.20	\$1340.17	\$1155.99	\$1446.96	\$1965.12	\$2325.58	\$2178.38	\$2585.17
		60"(1524mm)	TCRP-3060-	S	T	4	1129.91	1477.96	1242.60	1590.65	2220.81	2655.26	2480.91	2972.96
		72"(1829mm)	TCRP-3072-	S	T	4	1211.56	1622.28	1330.15	1740.87	2479.33	2995.03	2786.90	3372.57
	36"(914mm)	60"(1524mm)	TCRP-3660-	S	T	4	\$1204.35	\$1571.84	\$1322.94	\$1690.43	\$2457.45	\$2917.10	\$2760.21	\$3321.30
		72"(1829mm)	TCRP-3672-	S	T	4	1300.47	1732.03	1426.14	1857.70	2762.04	3304.75	3120.52	3737.33
<b>Base — Power Ready — No Cutout</b>														
29"(737mm)	30"(762mm)	48"(1219mm)	TCRP-3048-	S	T	4	\$1076.33	\$1367.30	\$1183.12	\$1474.09	\$1992.25	\$2352.71	\$2205.51	\$2612.30
		60"(1524mm)	TCRP-3060-	S	T	4	1157.04	1505.09	1269.73	1617.78	2247.94	2682.39	2508.04	3000.09
		72"(1829mm)	TCRP-3072-	S	T	4	1238.69	1649.41	1357.28	1768.00	2506.46	3022.16	2814.03	3399.70
	36"(914mm)	60"(1524mm)	TCRP-3660-	S	T	4	\$1231.48	\$1598.97	\$1350.07	\$1717.56	\$2484.58	\$2944.23	\$2787.34	\$3308.43
		72"(1829mm)	TCRP-3672-	S	T	4	1327.60	1759.16	1453.27	1884.83	2789.17	3331.88	3147.65	3764.46



TCRP-SNT



### Features

- Includes 1.18"(30mm) thick top, two T-Leg bases with extruded columns, and hardware.
- Standard table height is 29"(737mm).
- Laminate top with knife edge or 3mm edgeband edges or wood veneer top with 3mm wood edgeband or knife edge.
- Casters:
  - Two locking and two non-locking casters.
  - Standard in black.
- Glides:
  - 0.625"(16mm) adjustment.
  - Standard in black.
- Casters and glides are not interchangeable.
- Depth and width shown in nominal dimensions.
- Ships unassembled.

### Specification Tips

- **Specifying a cutout does not automatically include a Power Ready base.**
- Factory installed cutout is available for:
  - Specify the (F) option for a Center, Single-Sided/4 outlet Flip Top Unit
  - Specify the (J) option for a Center, Single-Sided/6 outlet Flip Top Unit
- Power Ready Base:
  - Allows for cord management through one of the Extruded T-Leg. Powered leg location determined during installation.
  - Casters and Glides:
    - Specify the (J) option for Casters on the Power Ready base
    - Specify the (K) option for Glides on the Power Ready base
  - Flip Top Unit circuit breaker plug will not fit in the Power Ready Base opening.**
- **Power cord length determines the distance to building power source.**
- Separately specified:
  - Horizontal and Vertical Wire Management
  - Power and Data Components
  - Accessories
- Refer to Specification Guide:
  - Accessory placement and compatibility.
  - Seating capacities and leg locations.
  - Information on electrical components compatible with factory cut opening.
  - Power Ready base cable capacity.
- Application may require approval of local authority having jurisdiction (AHJ); ensure compliance before placing orders and installation.

### To Order, Specify:

1) Product number, including:

#### 1 Surface Option:

- L** Laminate
- W** Wood

#### 2 Edge Option:

Laminate:

- J** Edgeband
- F** Knife

Wood:

- K** Edgeband
- U** Knife

#### 3 Cutout:

- N** No Cutout
- F** Center, Single-Sided/4 outlets, add **\$45.84** list
- J** Center, Single-Sided/6 outlets, add **\$45.84** list

#### 4 Base and Wire Management Option:

Base - No Power:

- C** Casters, add **\$22.32** list (29" Height Only)
- G** Glides

Base - Power Ready:

- J** Casters, add **\$22.32** list (29" Height Only)
- K** Glides

#### 5 Base Finish Option:

- A** Painted
- B** Polished, add **\$63.50** list

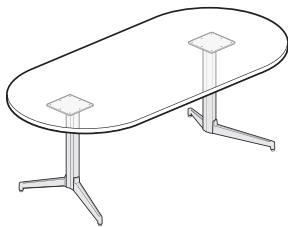
- 2) Laminate surface color or wood finish color.
- 3) Edgeband trim color (laminate only).
- 4) Base trim color.

**Note:** **\$63.03** upcharge list for Metallic trim colors.

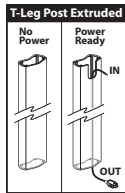
# Jive Table — T-Leg — Extruded

Racetrack – Laminate or Wood

Height	Depth	Width	Number	①	②	③	④	⑤	Laminate A		Laminate B		Wood Group A		Wood Group B	
									J	F	J	F	K	U	K	U
<b>Base — No Power — No Cutout</b>																
29"(737mm)	30"(762mm)	48"(1219mm)	TCRT-3048-	■	■	S	T	4	\$1049.20	\$1340.17	\$1155.99	\$1446.96	\$1965.12	\$2325.58	\$2178.38	\$2585.17
		60"(1524mm)	TCRT-3060-	■	■	S	T	4	1129.91	1477.96	1242.60	1590.65	2220.81	2655.26	2480.91	2972.96
		72"(1829mm)	TCRT-3072-	■	■	S	T	4	1211.56	1622.28	1330.15	1740.87	2479.33	2995.03	2786.90	3372.57
	36"(914mm)	60"(1524mm)	TCRT-3660-	■	■	S	T	4	\$1204.35	\$1571.84	\$1322.94	\$1690.43	\$2457.45	\$2917.10	\$2760.21	\$3281.30
		72"(1829mm)	TCRT-3672-	■	■	S	T	4	1300.47	1732.03	1426.14	1857.70	2762.04	3304.75	3120.52	3737.33
<b>Base — Power Ready — No Cutout</b>																
29"(737mm)	30"(762mm)	48"(1219mm)	TCRT-3048-	■	■	S	T	4	\$1076.33	\$1367.30	\$1183.12	\$1474.09	\$1992.25	\$2352.71	\$2205.51	\$2612.30
		60"(1524mm)	TCRT-3060-	■	■	S	T	4	1157.04	1505.09	1269.73	1617.78	2247.94	2682.39	2508.04	3000.09
		72"(1829mm)	TCRT-3072-	■	■	S	T	4	1238.69	1649.41	1357.28	1768.00	2506.46	3022.16	2814.03	3399.70
	36"(914mm)	60"(1524mm)	TCRT-3660-	■	■	S	T	4	\$1231.48	\$1598.97	\$1350.07	\$1717.56	\$2484.58	\$2944.23	\$2787.34	\$3308.43
		72"(1829mm)	TCRT-3672-	■	■	S	T	4	1327.60	1759.16	1453.27	1884.83	2789.17	3331.88	3147.65	3764.46



TCRT-SNT



## Features

- Includes 1.18"(30mm) thick top, two T-Leg bases with extruded columns, and hardware.
- Standard table height is 29"(737mm).
- Laminate top with knife edge or 3mm edgeband edges or wood veneer top with 3mm wood edgeband or knife edge.
- Casters:
  - Two locking and two non-locking casters.
  - Standard in black.
- Glides:
  - 0.625"(16mm) adjustment.
  - Standard in black.
- Casters and glides are not interchangeable.
- Depth and width shown in nominal dimensions.
- Ships unassembled.

## Specification Tips

- Specifying a cutout does not automatically include a Power Ready base.**
- Factory installed cutout is available for:
  - Specify the (F) option for a Center, Single-Sided/4 outlet Flip Top Unit
  - Specify the (J) option for a Center, Single-Sided/6 outlet Flip Top Unit
- Power Ready Base:**
  - Allows for cord management through one of the Extruded T-Leg. Powered leg location determined during installation.
  - Casters and Glides:
    - Specify the (J) option for Casters on the Power Ready base
    - Specify the (K) option for Glides on the Power Ready base
  - Flip Top Unit circuit breaker plug will not fit in the Power Ready Base opening.**
- Power cord length determines the distance to building power source.**
- Separately specified:
  - Horizontal and Vertical Wire Management
  - Power and Data Components
  - Accessories
- Refer to Specification Guide:
  - Accessory placement and compatibility.
  - Seating capacities and leg locations.
  - Information on electrical components compatible with factory cut opening.
  - Power Ready base cable capacity.
- Application may require approval of local authority having jurisdiction (AHJ); ensure compliance before placing orders and installation.

## To Order, Specify:

- Product number, including:

### ① Surface Option:

- L** Laminate
- W** Wood

### ② Edge Option:

Laminate:

- J** Edgeband
- F** Knife

Wood:

- K** Edgeband
- U** Knife

### ③ Cutout:

- N** No Cutout
- F** Center, Single-Sided/4 outlets, add **\$45.84** list
- J** Center, Single-Sided/6 outlets, add **\$45.84** list

### ④ Base and Wire Management Option:

Base - No Power:

- C** Casters, add **\$22.32** list (29" Height Only)
- G** Glides

Base - Power Ready:

- J** Casters, add **\$22.32** list (29" Height Only)
- K** Glides

### ⑤ Base Finish Option:

- A** Painted
- B** Polished, add **\$63.50** list

- Laminate surface color or wood finish color.
- Edgeband trim color (laminate only).
- Base trim color.

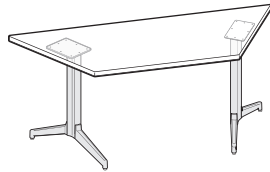
**Note:** \$63.03 upcharge list for Metallic trim colors.



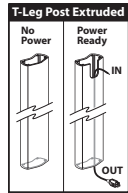
# Jive Table — T-Leg — Extruded

Trapezoid – Laminate or Wood

Height	Depth	Width	Number						Laminate A		Laminate B		Wood Group A		Wood Group B	
				①	②	③	④	⑤	J	F	J	F	K	U	K	U
<b>Base — No Power — No Cutout</b>																
29"(737mm)	24"(610mm)	48"(1219mm)	TCTP-2448-	■	■	S	T	4	\$ 989.31	\$1262.24	\$ 994.03	\$1266.96	\$1187.29	\$1524.37	\$1243.74	\$1623.58
		54"(1372mm)	TCTP-2454-	■	■	S	T	4	1022.31	1322.39	1029.39	1329.47	1291.74	1664.00	1367.41	1787.79
		60"(1524mm)	TCTP-2460-	■	■	S	T	4	1055.55	1384.16	1064.99	1393.60	1396.91	1806.16	1491.95	1954.96
		66"(1676mm)	TCTP-2466-	■	■	S	T	4	1089.02	1447.57	1100.82	1459.37	1502.78	1950.84	1617.35	2125.08
		72"(1829mm)	TCTP-2472-	■	■	S	T	4	1122.72	1512.61	1136.88	1526.77	1609.37	2098.05	1743.61	2298.16
30"(762mm)	60"(1524mm)	TCTP-3060-	■	■	S	T	4	\$1129.99	\$1478.04	\$1145.33	\$1493.38	\$1633.55	\$2068.00	\$1771.25	\$2263.30	
		TCTP-3066-	■	■	S	T	4	1170.70	1549.38	1188.99	1567.67	1762.46	2236.62	1923.81	2461.63	
		TCTP-3072-	■	■	S	T	4	1211.64	1622.36	1232.88	1643.60	1892.07	2407.77	2077.24	2662.91	
36"(914mm)	84"(2134mm)	TCTP-3684-	■	■	S	T	4	\$1397.60	\$1898.84	\$1433.00	\$1934.24	\$2482.21	\$3115.24	\$2774.63	\$3495.52	
<b>Base — Power Ready — No Cutout</b>																
29"(737mm)	24"(610mm)	48"(1219mm)	TCTP-2448-	■	■	S	T	4	\$1016.44	\$1289.37	\$1021.16	\$1294.09	\$1214.42	\$1551.50	\$1270.87	\$1650.71
		54"(1372mm)	TCTP-2454-	■	■	S	T	4	1049.44	1349.52	1056.52	1356.60	1318.87	1691.13	1394.54	1814.92
		60"(1524mm)	TCTP-2460-	■	■	S	T	4	1082.68	1411.29	1092.12	1420.73	1424.04	1833.29	1519.08	1982.09
		66"(1676mm)	TCTP-2466-	■	■	S	T	4	1116.15	1474.70	1127.95	1486.50	1529.91	1977.97	1644.48	2152.21
		72"(1829mm)	TCTP-2472-	■	■	S	T	4	1149.85	1539.74	1164.01	1553.90	1636.50	2125.18	1770.74	2325.29
30"(762mm)	60"(1524mm)	TCTP-3060-	■	■	S	T	4	\$1157.12	\$1505.17	\$1172.46	\$1520.51	\$1660.68	\$2095.13	\$1798.38	\$2290.43	
		TCTP-3066-	■	■	S	T	4	1197.83	1576.51	1216.12	1594.80	1789.59	2263.75	1950.94	2488.76	
		TCTP-3072-	■	■	S	T	4	1238.77	1649.49	1260.01	1670.73	1919.20	2434.90	2104.37	2690.04	
36"(914mm)	84"(2134mm)	TCTP-3684-	■	■	S	T	4	\$1424.73	\$1925.97	\$1460.13	\$1961.37	\$2509.34	\$3142.37	\$2801.76	\$3522.65	



TCTP-SNT



### Features

- Includes 1.18"(30mm) thick top, two T-Leg bases with extruded columns, and hardware.
- Standard table height is 29"(737mm).
- Laminate top with knife edge or 3mm edgeband edges or wood veneer top with 3mm wood edgeband or knife edge.
- Casters:
  - Two locking and two non-locking casters.
  - Standard in black.
- Glides:
  - 0.625"(16mm) adjustment.
  - Standard in black.
- Casters and glides are not interchangeable.
- Depth and width shown in nominal dimensions.
- Ships unassembled.

### Specification Tips

- Edge choice allows a flat seam between tables.
- **Specifying a cutout does not automatically include a Power Ready base.**
- Factory installed cutout is available for:
  - Specify the (F) option for a Center, Single-Sided/4 outlet Flip Top Unit
  - Specify the (J) option for a Center, Single-Sided/6 outlet Flip Top Unit
- Power Ready Base:
  - Allows for cord management through one of the Extruded T-Legs.
  - Powered leg location determined during installation.
  - Casters and Glides:
    - Specify the (J) option for Casters on the Power Ready base
    - Specify the (K) option for Glides on the Power Ready base
  - Flip Top Unit circuit breaker plug will not fit in the Power Ready Base opening.**
- **Power cord length determines the distance to building power source.**
- Separately specified:
  - Ganging Mechanism - Recommended for use with power between tables.
  - Horizontal and Vertical Wire Management
  - Power and Data Components
  - Accessories
- Refer to Specification Guide:
  - Accessory placement and compatibility.
  - Seating capacities and leg locations.
  - Information on electrical components compatible with factory cut opening.
  - Power Ready base cable capacity.
- Application may require approval of local authority having jurisdiction (AHJ); ensure compliance before placing orders and installation.
- Refer to Specification Guide for accessory placement and compatibility.

### To Order, Specify:

1) Product number, including:

#### ① Surface Option:

- L Laminate
- W Wood

#### ② Edge Option:

Laminate:

- J Edgeband
- F Knife

Wood:

- K Edgeband
- U Knife

#### ③ Cutout:

- N No Cutout
- F Center, Single-Sided/4 outlets, add \$45.84 list
- J Center, Single-Sided/6 outlets, add \$45.84 list

#### ④ Base and Wire Management Option:

Base - No Power:

- C Casters, add \$22.32 list (29" Height Only)
- G Glides

Base - Power Ready:

- J Casters, add \$22.32 list (29" Height Only)
- K Glides

#### ⑤ Base Finish Option:

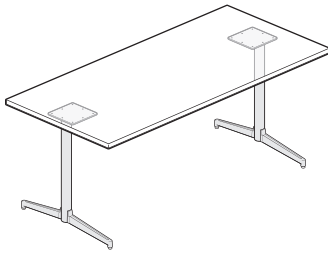
- A Painted
- B Polished, add \$63.50 list

- 2) Laminate surface color or wood finish color.
- 3) Edgeband trim color (laminated only).
- 4) Base trim color.

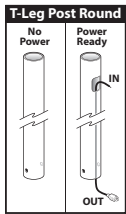
**Note:** \$63.03 upcharge list for Metallic trim colors.

# Jive Table — T-Leg — Round

Rectangle – Laminate or Wood



TCRA-SNF



## Features

- Includes 1.18”(30mm) thick top, two T-Leg bases with round columns, and hardware.
- Standard table heights are 29”(737mm), 36”(914mm) and 42”(1067mm).
- Laminate top with knife edge or 3mm edgeband edges or wood veneer top with 3mm wood edgeband or knife edge.
- Optional Belong Hatch cutout:
  - Laminates only with one cutout.
  - Available on 30”D and 36”D worksurfaces:
    - 30”D - Widths 54”(1372mm), 60”(1524mm), 66”(1676mm) and 72”(1829mm). All heights.
    - 36”D - Widths 66”(1676mm) and 72”(1829mm). All heights.
    - 36”D with 60”(1524mm) only available on 29”H table.
  - Requires separately specified Belong Hatch.
  - Refer to Specification Guide for cutout details.
- Casters:
  - Two locking and two non-locking casters.
  - Standard in black.
- Glides:
  - 0.625”(16mm) adjustment.
  - Standard in black.
- Casters and glides are not interchangeable.
- Depth and width shown in nominal dimensions.
- Ships unassembled.

## Specification Tips

- No casters on 36”(914mm) or 42”(1067mm) height tables.
- Edge choice allows a flat seam between tables.
- **Specifying a cutout does not automatically include a Power Ready base.**
- Factory installed cutout is available for:
  - Specify the (F) option for a Center, Single-Sided/4 outlet Flip Top Unit
  - Specify the (J) option for a Center, Single-Sided/6 outlet Flip Top Unit
  - Specify the (H) option for Belong Hatch
- Power Ready Base:
  - Allows for cord management through one of the Round T-Legs. Powered leg location determined during installation.
  - Casters and Glides:
    - Specify the (J) option for Casters on the Power Ready base (only available on 29”(737mm) high tables)
    - Specify the (K) option for Glides on the Power Ready base (available on 29”(737mm), 36”(914mm) and 42”(1067mm) high tables)
  - Flip Top Unit circuit breaker plug will not fit in the Power Ready Base opening.**
- **Power cord length determines the distance to building power source.**
- Separately specified:
  - Ganging Mechanism - Recommended for use with power between tables.
  - Horizontal and Vertical Wire Management
  - Power and Data Components
  - Accessories
- Refer to Specification Guide:
  - Accessory placement and compatibility.
  - Seating capacities and leg locations.
  - Information on electrical components compatible with factory cut opening.
  - Power Ready base cable capacity.
- Application may require approval of local authority having jurisdiction (AHJ); ensure compliance before placing orders and installation.

## To Order, Specify:

1) Product number, including:

### 1 Surface Option:

- L** Laminate
- W** Wood

### 2 Edge Option:

Laminate:

- J** Edgeband
- F** Knife

Wood:

- K** Edgeband
- U** Knife

### 3 Cutout:

- N** No Cutout
- F** Center, Single-Sided/4 outlets, add **\$45.84** list
- J** Center, Single-Sided/6 outlets, add **\$45.84** list
- H** Belong Hatch add **\$45.84** list

### 4 Base and Wire Management Option:

Base - No Power:

- C** Casters, add **\$22.32** list (29” Height Only)
- G** Glides

Base - Power Ready:

- J** Casters, add **\$22.32** list (29” Height Only)
- K** Glides

### 5 Base Finish Option:

- A** Painted
- B** Polished, add **\$63.50** list

- 2) Laminate surface color or wood finish color.
- 3) Edgeband trim color (laminates only).
- 4) Base trim color.

**Note:** **\$63.03** upcharge list for Metallic trim colors.



# Jive Table — T-Leg — Round

Rectangle – Laminate or Wood

Height	Depth	Width	Distributed Load Capacity	Number	① ② ③ ④ ⑤					Laminate A		Laminate B		Wood Group A		Wood Group B	
					J	F	J	F	K	U	K	U					
<b>Base — No Power — No Cutout</b>																	
29"(737mm)	18"(457mm)	48"(1219mm)	158	TCRA-1848-	S	F	4	\$ 740.86	\$ 995.76	\$ 838.21	\$ 1093.11	\$ 1395.58	\$ 1709.27	\$ 1540.03	\$ 1892.92		
		54"(1372mm)	173	TCRA-1854-	S	F	4	766.63	1047.96	865.75	1147.08	1477.00	1824.96	1636.54	2028.92		
		60"(1524mm)	187	TCRA-1860-	S	F	4	792.63	1101.80	893.52	1202.69	1559.13	1943.18	1733.91	2167.88		
		66"(1676mm)	202	TCRA-1866-	S	F	4	818.86	1157.27	921.52	1259.93	1641.97	2063.92	1832.15	2309.79		
		72"(1829mm)	216	TCRA-1872-	S	F	4	845.33	1214.37	949.76	1318.80	1725.52	2187.18	1931.25	2454.66		
	24"(610mm)	36"(914mm)	144	TCRA-2436-	S	F	4	\$ 735.52	\$ 958.38	\$ 832.87	\$ 1055.73	\$ 1379.36	\$ 1651.52	\$ 1520.25	\$ 1825.28		
		42"(1067mm)	158	TCRA-2442-	S	F	4	768.06	1015.26	867.77	1114.97	1482.40	1786.11	1642.19	1983.58		
		48"(1219mm)	173	TCRA-2448-	S	F	4	800.83	1073.76	902.90	1175.83	1586.15	1923.23	1765.00	2144.84		
		54"(1372mm)	187	TCRA-2454-	S	F	4	833.83	1133.91	938.26	1238.34	1690.60	2062.86	1888.67	2309.05		
		60"(1524mm)	202	TCRA-2460-	S	F	4	867.07	1195.68	973.86	1302.47	1795.77	2205.02	2013.21	2476.22		
30"(762mm)	36"(914mm)	42"(1067mm)	173	TCRA-3042-	S	F	4	820.79	1085.33	924.63	1189.17	1649.94	1976.13	1840.01	2207.30		
		48"(1219mm)	187	TCRA-3048-	S	F	4	860.80	1151.77	967.59	1258.56	1776.72	2137.18	1989.98	2396.77		
		54"(1372mm)	202	TCRA-3054-	S	F	4	901.04	1219.85	1010.78	1329.59	1904.21	2300.76	2140.81	2589.19		
		60"(1524mm)	216	TCRA-3060-	S	F	4	941.51	1289.56	1054.20	1402.25	2032.41	2466.86	2292.51	2784.56		
		66"(1676mm)	230	TCRA-3066-	S	F	4	982.22	1360.90	1097.86	1476.54	2161.32	2635.48	2445.07	2982.89		
	36"(914mm)	60"(1524mm)	230	TCRA-3060-	S	F	4	\$ 1015.95	\$ 1383.44	\$ 1134.54	\$ 1502.03	\$ 2269.05	\$ 2728.70	\$ 2571.81	\$ 3092.90		
		66"(1676mm)	245	TCRA-3666-	S	F	4	1063.89	1462.72	1186.02	1584.85	2420.99	2921.26	2751.53	3319.44		
		72"(1829mm)	259	TCRA-3672-	S	F	4	1112.07	1543.63	1237.74	1669.30	2573.64	3116.35	2932.12	3548.93		
		36"(914mm)	24"(610mm)	36"(914mm)	144	TCRA-2436-	S	FG6	\$ 878.05	\$ 1100.91	\$ 975.40	\$ 1198.26	\$ 1521.89	\$ 1794.05	\$ 1662.78	\$ 1967.81	
				42"(1067mm)	158	TCRA-2442-	S	FG6	910.59	1157.79	1010.30	1257.50	1624.93	1928.64	1784.72	2126.11	
48"(1219mm)	173			TCRA-2448-	S	FG6	943.36	1216.29	1045.43	1318.36	1728.68	2065.76	1907.53	2287.37			
54"(1372mm)	187			TCRA-2454-	S	FG6	976.36	1276.44	1080.79	1380.87	1833.13	2205.39	2031.20	2451.58			
60"(1524mm)	202			TCRA-2460-	S	FG6	1009.60	1338.21	1116.39	1445.00	1938.30	2347.55	2155.74	2618.75			
30"(762mm)	36"(914mm)		158	TCRA-3036-	S	FG6	\$ 923.55	\$ 1163.04	\$ 1024.44	\$ 1263.93	\$ 1666.39	\$ 1960.13	\$ 1833.43	\$ 2163.32			
	42"(1067mm)		173	TCRA-3042-	S	FG6	963.32	1227.86	1067.16	1331.70	1792.47	2118.66	1982.54	2349.83			
	48"(1219mm)		187	TCRA-3048-	S	FG6	1003.33	1294.30	1110.12	1401.09	1919.25	2279.71	2132.51	2539.30			
	54"(1372mm)		202	TCRA-3054-	S	FG6	1043.57	1362.38	1153.31	1472.12	2046.74	2443.29	2283.34	2731.72			
	60"(1524mm)		216	TCRA-3060-	S	FG6	1084.04	1432.09	1196.73	1544.78	2174.94	2609.39	2435.04	2927.09			
42"(1067mm)	24"(610mm)	36"(914mm)	144	TCRA-2436-	S	FG7	\$ 949.30	\$ 1172.16	\$ 1046.65	\$ 1269.51	\$ 1593.14	\$ 1865.30	\$ 1734.03	\$ 2039.06			
		42"(1067mm)	158	TCRA-2442-	S	FG7	981.84	1229.04	1081.55	1328.75	1696.18	1999.89	1855.97	2197.36			
		48"(1219mm)	173	TCRA-2448-	S	FG7	1014.61	1287.54	1116.68	1389.61	1799.93	2137.01	1978.78	2358.62			
		54"(1372mm)	187	TCRA-2454-	S	FG7	1047.61	1347.69	1152.04	1452.12	1904.38	2276.64	2102.45	2522.83			
		60"(1524mm)	202	TCRA-2460-	S	FG7	1080.85	1409.46	1187.64	1516.25	2009.55	2418.80	2226.99	2690.00			
	30"(762mm)	36"(914mm)	158	TCRA-3036-	S	FG7	\$ 994.80	\$ 1234.29	\$ 1095.69	\$ 1335.18	\$ 1737.64	\$ 2031.38	\$ 1904.68	\$ 2234.57			
		42"(1067mm)	173	TCRA-3042-	S	FG7	1034.57	1299.11	1138.41	1402.95	1863.72	2189.91	2053.79	2421.08			
		48"(1219mm)	187	TCRA-3048-	S	FG7	1074.58	1365.55	1181.37	1472.34	1990.50	2350.96	2203.76	2610.55			
		54"(1372mm)	202	TCRA-3054-	S	FG7	1114.82	1433.63	1224.56	1543.37	2117.99	2514.54	2354.59	2802.97			
		60"(1524mm)	216	TCRA-3060-	S	FG7	1155.29	1503.34	1267.98	1616.03	2246.19	2680.64	2506.29	2998.34			
36"(914mm)	66"(1676mm)	72"(1829mm)	230	TCRA-3066-	S	FG7	1196.00	1574.68	1311.64	1690.32	2375.10	2849.26	2658.85	3196.67			
		72"(1829mm)	245	TCRA-3072-	S	FG7	1236.94	1647.66	1355.53	1766.25	2504.71	3020.41	2812.28	3397.95			
		72"(1829mm)	259	TCRA-3672-	S	FG7	\$ 1277.67	\$ 1676.50	\$ 1399.80	\$ 1798.63	\$ 2634.77	\$ 3135.04	\$ 2965.31	\$ 3533.22			
		72"(1829mm)	273	TCRA-3672-	S	FG7	1325.85	1757.41	1451.52	1883.08	2787.42	3330.13	3145.90	3762.71			

# Jive Table — T-Leg — Round

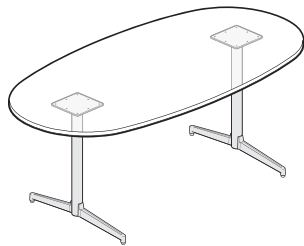
Rectangle – Laminate or Wood

Height	Depth	Width	Distributed Load Capacity	Number	① ② ③ ④ ⑤					Laminate A		Laminate B		Wood Group A		Wood Group B			
					J	F	J	F	K	U	K	U							
<b>Base — Power Ready — No Cutout</b>																			
29"(737mm)	18"(457mm)	48"(1219mm)	158	TCRA-1848-	S	F	4	\$ 767.99	\$1022.89	\$ 865.34	\$1120.24	\$1422.71	\$1736.40	\$1567.16	\$1920.05				
		54"(1372mm)	173	TCRA-1854-	S	F	4	793.76	1075.09	892.88	1174.21	1504.13	1852.09	1663.67	2056.05				
		60"(1524mm)	187	TCRA-1860-	S	F	4	819.76	1128.93	920.65	1229.82	1586.26	1970.31	1761.04	2195.01				
		66"(1676mm)	202	TCRA-1866-	S	F	4	845.99	1184.40	948.65	1287.06	1669.10	2091.05	1859.28	2336.92				
		72"(1829mm)	216	TCRA-1872-	S	F	4	872.46	1241.50	976.89	1345.93	1752.65	2214.31	1958.38	2481.79				
24"(610mm)	36"(914mm)	42"(1067mm)	144	TCRA-2436-	S	F	4	\$ 762.65	\$ 985.51	\$ 860.00	\$1082.86	\$1406.49	\$1678.65	\$1547.38	\$1852.41				
		48"(1219mm)	158	TCRA-2442-	S	F	4	795.19	1042.39	894.90	1142.10	1509.53	1813.24	1669.32	2010.71				
	48"(1219mm)	36"(914mm)	54"(1372mm)	173	TCRA-2448-	S	F	4	827.96	1100.89	930.03	1202.96	1613.28	1950.36	1792.13	2171.97			
			60"(1524mm)	187	TCRA-2454-	S	F	4	860.96	1161.04	965.39	1265.47	1717.73	2089.99	1915.80	2336.18			
			66"(1676mm)	202	TCRA-2460-	S	F	4	894.20	1222.81	1000.99	1329.60	1822.90	2232.15	2040.34	2503.35			
			72"(1829mm)	216	TCRA-2466-	S	F	4	927.67	1286.22	1036.82	1395.37	1928.77	2376.83	2165.74	2673.47			
			72"(1829mm)	230	TCRA-2472-	S	F	4	961.37	1351.26	1072.88	1462.77	2035.36	2524.04	2292.00	2846.55			
			30"(762mm)	36"(914mm)	42"(1067mm)	158	TCRA-3036-	S	F	4	\$ 808.15	\$1047.64	\$ 909.04	\$1148.53	\$1550.99	\$1844.73	\$1718.03	\$2047.92	
	48"(1219mm)	173			TCRA-3042-	S	F	4	847.92	1112.46	951.76	1216.30	1677.07	2003.26	1867.14	2234.43			
	48"(1219mm)	36"(914mm)		54"(1372mm)	187	TCRA-3048-	S	F	4	887.93	1178.90	994.72	1285.69	1803.85	2164.31	2017.11	2423.90		
60"(1524mm)				202	TCRA-3054-	S	F	4	928.17	1246.98	1037.91	1356.72	1931.34	2327.89	2167.94	2616.32			
66"(1676mm)				216	TCRA-3060-	S	F	4	968.64	1316.69	1081.33	1429.38	2059.54	2493.99	2319.64	2811.69			
72"(1829mm)				230	TCRA-3066-	S	F	4	1009.35	1388.03	1124.99	1503.67	2188.45	2662.61	2472.20	3010.02			
72"(1829mm)				245	TCRA-3072-	S	F	4	1050.29	1461.01	1168.88	1579.60	2318.06	2833.76	2625.63	3211.30			
36"(914mm)				60"(1524mm)	66"(1676mm)	230	TCRA-3066-	S	F	4	\$1043.08	\$1410.57	\$1161.67	\$1529.16	\$2296.18	\$2755.83	\$2598.94	\$3120.03	
	72"(1829mm)	245			TCRA-3666-	S	F	4	1091.02	1489.85	1213.15	1611.98	2448.12	2948.39	2778.66	3346.57			
	72"(1829mm)	259			TCRA-3672-	S	F	4	1139.20	1570.76	1264.87	1696.43	2600.77	3143.48	2959.25	3576.06			
	72"(1829mm)	259	TCRA-3672-		S	F	4	1139.20	1570.76	1264.87	1696.43	2600.77	3143.48	2959.25	3576.06				
36"(914mm)	24"(610mm)	36"(914mm)	144	TCRA-2436-	S	FK6		\$ 905.18	\$1128.04	\$1002.53	\$1225.39	\$1549.02	\$1821.18	\$1689.91	\$1994.94				
		42"(1067mm)	158	TCRA-2442-	S	FK6		937.72	1184.92	1037.43	1284.63	1652.06	1955.77	1811.85	2153.24				
		48"(1219mm)	173	TCRA-2448-	S	FK6		970.49	1243.42	1072.56	1345.49	1755.81	2092.89	1934.66	2314.50				
		54"(1372mm)	187	TCRA-2454-	S	FK6		1003.49	1303.57	1107.92	1408.00	1860.26	2232.52	2058.33	2478.71				
		60"(1524mm)	202	TCRA-2460-	S	FK6		1036.73	1365.34	1143.52	1472.13	1965.43	2374.68	2182.87	2645.88				
		66"(1676mm)	216	TCRA-2466-	S	FK6		1070.20	1428.75	1179.35	1537.90	2071.30	2519.36	2308.27	2816.00				
		72"(1829mm)	230	TCRA-2472-	S	FK6		1103.90	1493.79	1215.41	1605.30	2177.89	2666.57	2434.53	2989.08				
		30"(762mm)	36"(914mm)	42"(1067mm)	158	TCRA-3036-	S	FK6		\$ 950.68	\$1190.17	\$1051.57	\$1291.06	\$1693.52	\$1987.26	\$1860.56	\$2190.45		
				48"(1219mm)	173	TCRA-3042-	S	FK6		990.45	1254.99	1094.29	1358.83	1819.60	2145.79	2009.67	2376.96		
	54"(1372mm)			187	TCRA-3048-	S	FK6		1030.46	1321.43	1137.25	1428.22	1946.38	2306.84	2159.64	2566.43			
	60"(1524mm)			202	TCRA-3054-	S	FK6		1070.70	1389.51	1180.44	1499.25	2073.87	2470.42	2310.47	2758.85			
	66"(1676mm)			216	TCRA-3060-	S	FK6		1111.17	1459.22	1223.86	1571.91	2202.07	2636.52	2462.17	2954.22			
	72"(1829mm)			230	TCRA-3066-	S	FK6		1151.88	1530.56	1267.52	1646.20	2330.98	2805.14	2614.73	3152.55			
	36"(914mm)	66"(1676mm)	72"(1829mm)	245	TCRA-3072-	S	FK6		1192.82	1603.54	1311.41	1722.13	2460.59	2976.29	2768.16	3353.83			
			72"(1829mm)	259	TCRA-3666-	S	FK6		\$1233.55	\$1632.38	\$1355.68	\$1754.51	\$2590.65	\$3090.92	\$2921.19	\$3489.10			
			72"(1829mm)	259	TCRA-3672-	S	FK6		1281.73	1713.29	1407.40	1838.96	2743.30	3286.01	3101.78	3718.59			
			72"(1829mm)	259	TCRA-3672-	S	FK6		1281.73	1713.29	1407.40	1838.96	2743.30	3286.01	3101.78	3718.59			
			72"(1829mm)	259	TCRA-3672-	S	FK6		1281.73	1713.29	1407.40	1838.96	2743.30	3286.01	3101.78	3718.59			
72"(1829mm)			259	TCRA-3672-	S	FK6		1281.73	1713.29	1407.40	1838.96	2743.30	3286.01	3101.78	3718.59				
72"(1829mm)			259	TCRA-3672-	S	FK6		1281.73	1713.29	1407.40	1838.96	2743.30	3286.01	3101.78	3718.59				
72"(1829mm)			259	TCRA-3672-	S	FK6		1281.73	1713.29	1407.40	1838.96	2743.30	3286.01	3101.78	3718.59				
72"(1829mm)			259	TCRA-3672-	S	FK6		1281.73	1713.29	1407.40	1838.96	2743.30	3286.01	3101.78	3718.59				
42"(1067mm)	24"(610mm)	36"(914mm)	144	TCRA-2436-	S	FK7		\$ 976.43	\$1199.29	\$1073.78	\$1296.64	\$1620.27	\$1892.43	\$1761.16	\$2066.19				
		42"(1067mm)	158	TCRA-2442-	S	FK7		1008.97	1256.17	1108.68	1355.88	1723.31	2027.02	1883.10	2224.49				
		48"(1219mm)	173	TCRA-2448-	S	FK7		1041.74	1314.67	1143.81	1416.74	1827.06	2164.14	2005.91	2385.75				
		54"(1372mm)	187	TCRA-2454-	S	FK7		1074.74	1374.82	1179.17	1479.25	1931.51	2303.77	2129.58	2549.96				
		60"(1524mm)	202	TCRA-2460-	S	FK7		1107.98	1436.59	1214.77	1543.38	2036.68	2445.93	2254.12	2717.13				
		66"(1676mm)	216	TCRA-2466-	S	FK7		1141.45	1500.00	1250.60	1609.15	2142.55	2590.61	2379.52	2887.25				
		72"(1829mm)	230	TCRA-2472-	S	FK7		1175.15	1565.04	1286.66	1676.55	2249.14	2737.82	2505.78	3060.33				
		30"(762mm)	36"(914mm)	42"(1067mm)	158	TCRA-3036-	S	FK7		\$1021.93	\$1261.42	\$1122.82	\$1362.31	\$1764.77	\$2058.51	\$1931.81	\$2261.70		
				48"(1219mm)	173	TCRA-3042-	S	FK7		1061.70	1326.24	1165.54	1430.08	1890.85	2217.04	2080.92	2448.21		
	54"(1372mm)			187	TCRA-3048-	S	FK7		1101.71	1392.68	1208.50	1499.47	2017.63	2378.09	2230.89	2637.68			
	60"(1524mm)			202	TCRA-3054-	S	FK7		1141.95	1460.76	1251.69	1570.50	2145.12	2541.67	2381.72	2830.10			
	66"(1676mm)			216	TCRA-3060-	S	FK7		1182.42	1530.47	1295.11	1643.16	2273.32	2707.77	2533.42	3025.47			
	72"(1829mm)			230	TCRA-3066-	S	FK7		1223.13	1601.81	1338.77	1717.45	2402.23	2876.39	2685.98	3223.80			
	36"(914mm)	66"(1676mm)	72"(1829mm)	245	TCRA-3072-	S	FK7		1264.07	1674.79	1382.66	1793.38	2531.84	3047.54	2839.41	3425.08			
			72"(1829mm)	245	TCRA-3666-	S	FK7		\$1304.80	\$1703.63	\$1426.93	\$1825.76	\$2661.90	\$3162.17	\$2992.44	\$3560.35			
			72"(1829mm)	259	TCRA-3672-	S	FK7		1352.98	1784.54	1478.65	1910.21	2814.55	3357.26	3173.03	3789.84			
			72"(1829mm)	259	TCRA-3672-	S	FK7		1352.98	1784.54	1478.65	1910.21	2814.55	3357.26	3173.03	3789.84			
			72"(1829mm)	259	TCRA-3672-	S	FK7		1352.98	1784.54	1478.65	1910.21	2814.55	3357.26	3173.03	3789.84			
72"(1829mm)			259	TCRA-3672-	S	FK7		1352.98	1784.54	1478.65	1910.21	2814.55	3357.26	3173.03	3789.84				
72"(1829mm)			259	TCRA-3672-	S	FK7		1352.98	1784.54	1478.65	1910.21	2814.55	3357.26	3173.03	3789.84				
72"(1829mm)			259	TCRA-3672-	S	FK7		1352.98	1784.54	1478.65	1910.21	2814.55	3357.26						

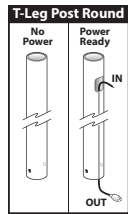
# Jive Table — T-Leg — Round

Pebble – Laminate or Wood

Height	Depth	Width	Number	① ② ③ ④ ⑤				Laminate A		Laminate B		Wood Group A		Wood Group B	
				J	F	J	F	K	U	K	U				
<b>Base — No Power — No Top Cutout</b>															
29"(737mm)	30"(762mm)	48"(1219mm)	TCRP-3048-	<input type="checkbox"/> S	<input type="checkbox"/> F	<input type="checkbox"/> 4	\$ 860.80	\$ 1151.77	\$ 967.59	\$ 1258.56	\$ 1776.72	\$ 2137.18	\$ 1989.98	\$ 2396.77	
		60"(1524mm)	TCRP-3060-	<input type="checkbox"/> S	<input type="checkbox"/> F	<input type="checkbox"/> 4	941.51	1289.56	1054.20	1402.25	2032.41	2466.86	2292.51	2784.56	
		72"(1829mm)	TCRP-3072-	<input type="checkbox"/> S	<input type="checkbox"/> F	<input type="checkbox"/> 4	1023.16	1433.88	1141.75	1552.47	2290.93	2806.63	2598.50	3184.17	
	36"(914mm)	60"(1524mm)	TCRP-3660-	<input type="checkbox"/> S	<input type="checkbox"/> F	<input type="checkbox"/> 4	\$ 1015.95	\$ 1383.44	\$ 1134.54	\$ 1502.03	\$ 2269.05	\$ 2728.70	\$ 2571.81	\$ 3092.90	
		72"(1829mm)	TCRP-3672-	<input type="checkbox"/> S	<input type="checkbox"/> F	<input type="checkbox"/> 4	1112.07	1543.63	1237.74	1669.30	2573.64	3116.35	2932.12	3548.93	
<b>Base — Power Ready — No Top Cutout</b>															
29"(737mm)	30"(762mm)	48"(1219mm)	TCRP-3048-	<input type="checkbox"/> S	<input type="checkbox"/> F	<input type="checkbox"/> 4	\$ 887.93	\$ 1178.90	\$ 994.72	\$ 1285.69	\$ 1803.85	\$ 2164.31	\$ 2017.11	\$ 2423.90	
		60"(1524mm)	TCRP-3060-	<input type="checkbox"/> S	<input type="checkbox"/> F	<input type="checkbox"/> 4	968.64	1316.69	1081.33	1429.38	2059.54	2493.99	2319.64	2811.69	
		72"(1829mm)	TCRP-3072-	<input type="checkbox"/> S	<input type="checkbox"/> F	<input type="checkbox"/> 4	1050.29	1461.01	1168.88	1579.60	2318.06	2833.76	2625.63	3211.30	
	36"(914mm)	60"(1524mm)	TCRP-3660-	<input type="checkbox"/> S	<input type="checkbox"/> F	<input type="checkbox"/> 4	\$ 1043.08	\$ 1410.57	\$ 1161.67	\$ 1529.16	\$ 2296.18	\$ 2755.83	\$ 2598.94	\$ 3120.03	
		72"(1829mm)	TCRP-3672-	<input type="checkbox"/> S	<input type="checkbox"/> F	<input type="checkbox"/> 4	1139.20	1570.76	1264.87	1696.43	2600.77	3143.48	2959.25	3576.06	



TCRP-SNF



### Features

- Includes 1.18"(30mm) thick top, two T-Leg bases with round columns, and hardware.
- Standard table height is 29"(737mm).
- Laminate top with knife edge or 3mm edgeband edges or wood veneer top with 3mm wood edgeband or knife edge.
- Casters:
  - Two locking and two non-locking casters.
  - Standard in black.
- Glides:
  - 0.625"(16mm) adjustment.
  - Standard in black.
- Casters and glides are not interchangeable.
- Depth and width shown in nominal dimensions.
- Ships unassembled.

### Specification Tips

- **Specifying a cutout does not automatically include a Power Ready base.**
- Factory installed cutout is available for:
  - Specify the (F) option for a Center, Single-Sided/4 outlet Flip Top Unit
  - Specify the (J) option for a Center, Single-Sided/6 outlet Flip Top Unit
- Power Ready Base:
  - Allows for cord management through one of the Round T-Legs. Powered leg location determined during installation.
  - Casters and Glides:
    - Specify the (J) option for Casters on the Power Ready base
    - Specify the (K) option for Glides on the Power Ready base
  - Flip Top Unit circuit breaker plug will not fit in the Power Ready Base opening.**
- **Power cord length determines the distance to building power source.**
- Separately specified:
  - Horizontal and Vertical Wire Management
  - Power and Data Components
  - Accessories
- Refer to Specification Guide:
  - Accessory placement and compatibility.
  - Seating capacities and leg locations.
  - Information on electrical components compatible with factory cut opening.
  - Power Ready base cable capacity.
- Application may require approval of local authority having jurisdiction (AHJ); ensure compliance before placing orders and installation.

### To Order, Specify:

1) Product number, including:

#### ① Surface Option:

- L Laminate
- W Wood

#### ② Edge Option:

Laminate:

- J Edgeband
- F Knife

Wood:

- K Edgeband
- U Knife

#### ③ Cutout:

- N No Cutout
- F Center, Single-Sided/4 outlets, add **\$45.84** list
- J Center, Single-Sided/6 outlets, add **\$45.84** list

#### ④ Base and Wire Management Option:

Base - No Power:

- C Casters, add **\$22.32** list (29" Height Only)
- G Glides

Base - Power Ready:

- J Casters, add **\$22.32** list (29" Height Only)
- K Glides

#### ⑤ Base Finish Option:

- A Painted
- B Polished, add **\$63.50** list

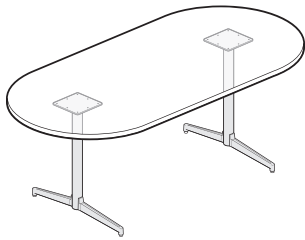
- 2) Laminate surface color or wood finish color.
- 3) Edgeband trim color (laminates only).
- 4) Base trim color.

**Note:** **\$63.03** upcharge list for Metallic trim colors.

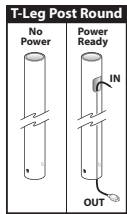
# Jive Table — T-Leg — Round

Racetrack – Laminate or Wood

Height	Depth	Width	Number						Laminate A		Laminate B		Wood Group A		Wood Group B	
				①	②	③	④	⑤	J	F	J	F	K	U	K	U
<b>Base — No Power — No Cutout</b>																
29"(737mm)	30"(762mm)	48"(1219mm)	TCRT-3048-	■	■	S	F	4	\$ 860.80	\$1151.77	\$ 967.59	\$1258.56	\$1776.72	\$2137.18	\$1989.98	\$2396.77
		60"(1524mm)	TCRT-3060-	■	■	S	F	4	941.51	1289.56	1054.20	1402.25	2032.41	2466.86	2292.51	2784.56
		72"(1829mm)	TCRT-3072-	■	■	S	F	4	1023.16	1433.88	1141.75	1552.47	2290.93	2806.63	2598.50	3184.17
	36"(914mm)	60"(1524mm)	TCRT-3660-	■	■	S	F	4	\$1015.95	\$1383.44	\$1134.54	\$1502.03	\$2269.05	\$2728.70	\$2571.81	\$3092.90
		72"(1829mm)	TCRT-3672-	■	■	S	F	4	1112.07	1543.63	1237.74	1669.30	2573.64	3116.35	2932.12	3548.93
<b>Base — Power Ready — No Cutout</b>																
29"(737mm)	30"(762mm)	48"(1219mm)	TCRT-3048-	■	■	S	F	4	\$ 887.93	\$1178.90	\$ 994.72	\$1285.69	\$1803.85	\$2164.31	\$2017.11	\$2423.90
		60"(1524mm)	TCRT-3060-	■	■	S	F	4	968.64	1316.69	1081.33	1429.38	2059.54	2493.99	2319.64	2811.69
		72"(1829mm)	TCRT-3072-	■	■	S	F	4	1050.29	1461.01	1168.88	1579.60	2318.06	2833.76	2625.63	3211.30
	36"(914mm)	60"(1524mm)	TCRT-3660-	■	■	S	F	4	\$1043.08	\$1410.57	\$1161.67	\$1529.16	\$2296.18	\$2755.83	\$2598.94	\$3120.03
		72"(1829mm)	TCRT-3672-	■	■	S	F	4	1139.20	1570.76	1264.87	1696.43	2600.77	3143.48	2959.25	3576.06



TCRT-SNE



## Features

- Includes 1.18"(30mm) thick top, two T-Leg bases with round columns, and hardware.
- Standard table height is 29"(737mm).
- Laminate top with knife edge or 3mm edgeband edges or wood veneer top with 3mm wood edgeband or knife edge.
- Casters:
  - Two locking and two non-locking casters.
  - Standard in black.
- Glides:
  - 0.625"(16mm) adjustment.
  - Standard in black.
- Casters and glides are not interchangeable.
- Depth and width shown in nominal dimensions.
- Ships unassembled.

## Specification Tips

- Specifying a cutout does not automatically include a Power Ready base.**
- Factory installed cutout is available for:
  - Specify the (F) option for a Center, Single-Sided/4 outlet Flip Top Unit
  - Specify the (J) option for a Center, Single-Sided/6 outlet Flip Top Unit
- Power Ready Base:**
  - Allows for cord management through one of the Round T-Leg. Powered leg location determined during installation.
  - Casters and Glides:
    - Specify the (J) option for Casters on the Power Ready base
    - Specify the (K) option for Glides on the Power Ready base
  - Flip Top Unit circuit breaker plug will not fit in the Power Ready Base opening.**
- Power cord length determines the distance to building power source.**
- Separately specified:
  - Horizontal and Vertical Wire Management
  - Power and Data Components
  - Accessories
- Refer to Specification Guide:
  - Accessory placement and compatibility.
  - Seating capacities and leg locations.
  - Information on electrical components compatible with factory cut opening.
  - Power Ready base cable capacity.
- Application may require approval of local authority having jurisdiction (AHJ); ensure compliance before placing orders and installation.

## To Order, Specify:

- Product number, including:

### ① Surface Option:

- L** Laminate
- W** Wood

### ② Edge Option:

Laminate:

- J** Edgeband
- F** Knife

Wood:

- K** Edgeband
- U** Knife

### ③ Cutout:

- N** No Cutout
- F** Center, Single-Sided/4 outlets, add **\$45.84** list
- J** Center, Single-Sided/6 outlets, add **\$45.84** list

### ④ Base Wire Management Option:

Base - No Power:

- C** Casters, add **\$22.32** list (29" Height Only)
- G** Glides

Base - Power Ready:

- J** Casters, add **\$22.32** list (29" Height Only)
- K** Glides

### ⑤ Base Finish Option:

- A** Painted
- B** Polished, add **\$63.50** list

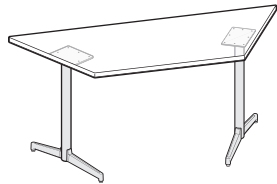
- Laminate surface color or wood finish color.
- Edgeband trim color (laminate only).
- Base trim color.

**Note:** **\$63.03** upcharge list for Metallic trim colors.

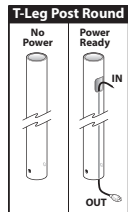
# Jive Table — T-Leg — Round

Trapezoid – Laminate or Wood

Height	Depth	Width	Number	① ② ③ ④ ⑤				Laminate A		Laminate B		Wood Group A		Wood Group B	
				J	F	J	F	K	U	K	U				
<b>Base — No Power — No Cutout</b>															
29"(737mm)	24"(610mm)	48"(1219mm)	TCTP-2448-	■	S	F	4	\$ 800.91	\$1073.84	\$ 805.63	\$1078.56	\$ 998.89	\$1335.97	\$1055.34	\$1435.18
		54"(1372mm)	TCTP-2454-	■	S	F	4	833.91	1133.99	840.99	1141.07	1103.34	1475.60	1179.01	1599.39
		60"(1524mm)	TCTP-2460-	■	S	F	4	867.15	1195.76	876.59	1205.20	1208.51	1617.76	1303.55	1766.56
		66"(1676mm)	TCTP-2466-	■	S	F	4	900.62	1259.17	912.42	1270.97	1314.38	1762.44	1428.95	1936.68
		72"(1829mm)	TCTP-2472-	■	S	F	4	934.32	1324.21	948.48	1338.37	1420.97	1909.65	1555.21	2109.76
30"(762mm)	60"(1524mm)	TCTP-3060-	■	S	F	4	\$ 941.59	\$1289.64	\$ 956.93	\$1304.98	\$1445.15	\$1879.60	\$1582.85	\$2074.90	
		TCTP-3066-	■	S	F	4	982.30	1360.98	1000.59	1379.27	1574.06	2048.22	1735.41	2273.23	
		TCTP-3072-	■	S	F	4	1023.24	1433.96	1044.48	1455.20	1703.67	2219.37	1888.84	2474.51	
36"(914mm)	84"(2134mm)	TCTP-3684-	■	S	F	4	\$1209.20	\$1710.44	\$1244.60	\$1745.84	\$2293.81	\$2926.84	\$2586.23	\$3307.12	
<b>Base — Power Ready — No Cutout</b>															
29"(737mm)	24"(610mm)	48"(1219mm)	TCTP-2448-	■	S	F	4	\$ 828.04	\$1100.97	\$ 832.76	\$1105.69	\$1026.02	\$1363.10	\$1082.47	\$1462.31
		54"(1372mm)	TCTP-2454-	■	S	F	4	861.04	1161.12	868.12	1168.20	1130.47	1502.73	1206.14	1626.52
		60"(1524mm)	TCTP-2460-	■	S	F	4	894.28	1222.89	903.72	1232.33	1235.64	1644.89	1330.68	1793.69
		66"(1676mm)	TCTP-2466-	■	S	F	4	927.75	1286.30	939.55	1298.10	1341.51	1789.57	1456.08	1963.81
		72"(1829mm)	TCTP-2472-	■	S	F	4	961.45	1351.34	975.61	1365.50	1448.10	1936.78	1582.34	2136.89
30"(762mm)	60"(1524mm)	TCTP-3060-	■	S	F	4	\$ 968.72	\$1316.77	\$ 984.06	\$1332.11	\$1472.28	\$1906.73	\$1609.98	\$2102.03	
		TCTP-3066-	■	S	F	4	1009.43	1388.11	1027.72	1406.40	1601.19	2075.35	1762.54	2300.36	
		TCTP-3072-	■	S	F	4	1050.37	1461.09	1071.61	1482.33	1730.80	2246.50	1915.97	2501.64	
36"(914mm)	84"(2134mm)	TCTP-3684-	■	S	F	4	\$1236.33	\$1737.57	\$1271.73	\$1772.97	\$2320.94	\$2953.97	\$2613.36	\$3334.25	



TCTP-SNF



### Features

- Includes 1.18"(30mm) thick top, two T-Leg bases with round columns, and hardware.
- Standard table height is 29"(737mm).
- Laminate top with knife edge or 3mm edgeband edges or wood veneer top with 3mm wood edgeband or knife edge.
- Casters:
  - Two locking and two non-locking casters.
  - Standard in black.
- Glides:
  - 0.625"(16mm) adjustment.
  - Standard in black.
- Casters and glides are not interchangeable.
- Depth and width shown in nominal dimensions.
- Ships unassembled.

### Specification Tips

- Edge choice allows a flat seam between tables.
- **Specifying a cutout does not automatically include a Power Ready base.**
- Factory installed cutout is available for:
  - Specify the (F) option for a Center, Single-Sided/4 outlet Flip Top Unit
  - Specify the (J) option for a Center, Single-Sided/6 outlet Flip Top Unit
- Power Ready Base:
  - Allows for cord management through one of the Round T-Legs.
  - Powered leg location determined during installation.
  - Casters and Glides:
    - Specify the (J) option for Casters on the Power Ready base
    - Specify the (K) option for Glides on the Power Ready base
  - Flip Top Unit circuit breaker plug will not fit in the Power Ready Base opening.**
- **Power cord length determines the distance to building power source.**
- Separately specified:
  - Ganging Mechanism - Recommended for use with power between tables.
  - Horizontal and Vertical Wire Management
  - Power and Data Components
- Refer to Specification Guide:
  - Accessory placement and compatibility.
  - Seating capacities and leg locations.
  - Information on electrical components compatible with factory cut opening.
  - Power Ready base cable capacity.
- Application may require approval of local authority having jurisdiction (AHJ); ensure compliance before placing orders and installation.
- Refer to Specification Guide for accessory placement and compatibility.

### To Order, Specify:

- 1) Product number, including:

#### ① Surface Option:

- L Laminate
- W Wood

#### ② Edge Option:

Laminate:

- J Edgeband
- F Knife

Wood:

- K Edgeband
- U Knife

#### ③ Cutout:

- N No Cutout
- F Center, Single-Sided/4 outlets, add \$45.84 list
- J Center, Single-Sided/6 outlets, add \$45.84 list

#### ④ Base and Wire Management Option:

Base - No Power:

- C Casters, add \$22.32 list (29" Height Only)
- G Glides

Base - Power Ready:

- J Casters, add \$22.32 list (29" Height Only)
- K Glides

#### ⑤ Base Finish Option:

- A Painted
- B Polished, add \$63.50 list

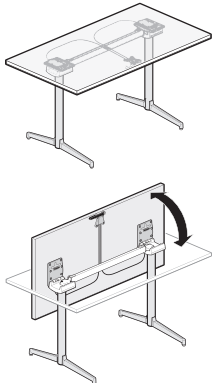
- 2) Laminate surface color or wood finish color.
- 3) Edgeband trim color (laminates only).
- 4) Base trim color.

**Note:** \$63.03 upcharge list for Metallic trim colors.



# Jive Table — T-Leg (Round or Extruded) — Flip Base

Rectangle – Laminate or Wood



TCRA-SNFH4

## Features

- Includes 1.18”(30mm) thick top, two T-Leg bases with round or extruded columns, stretcher and hardware.
- Standard table height is 29”(737mm).
- Laminate or wood top with 3mm edgeband on user edge and 1mm edgeband on remaining sides, or knife edge on user edge and 1mm edgeband on sides and back.
- T-Leg base with round columns are available with casters only.
- T-Leg base with extruded columns are available with casters and glides.
- Casters:
  - Two locking and two non-locking casters.
  - Standard in black.
- Glides:
  - 0.625”(16mm) adjustment.
  - Standard in black.
- Casters and glides are not interchangeable.
- Depth and width shown in nominal dimensions.
- Ships unassembled.

## Specification Tips

- Edge choice allows a flat seam between tables.
- **Specifying a cutout does not automatically include a Power Ready base.**
- Factory installed cutout is available for:
  - Specify the (A) option for a Center, Single-Sided/2 outlet Flip Top Unit
  - Specify the (F) option for a Center, Single-Sided/4 outlet Flip Top Unit
  - Specify the (J) option for a Center, Single-Sided/6 outlet Flip Top Unit
- Power Ready Base:
  - Allows for cord management through one of the T-Leg (Round or Extruded) Base Legs. Powered leg location determined during installation.
  - Casters and Glides:
    - Specify the (L) option for Casters on the Power Ready base
    - Specify the (M) option for Glides on the Power Ready base
  - Flip Top Unit circuit breaker plug will not fit in the Power Ready Base opening.**
- **Power cord length determines the distance to building power source.**
- Separately specified:
  - Ganging Mechanism - Required for use with powered tables.
  - Horizontal and Vertical Wire Management
  - Power and Data Components
  - Accessories
- Refer to Specification Guide:
  - Accessory placement and compatibility.
  - Seating capacities and leg locations.
  - Information on electrical components compatible with factory cut opening.
  - Power Ready base cable capacity.
- Application may require approval of local authority having jurisdiction (AHJ); ensure compliance before placing orders and installation.

## To Order, Specify:

1) Product number, including:

### 1 Surface Option:

- L** Laminate
- W** Wood

### 2 Edge Option:

Laminate:

- J** Edgeband
- F** Knife

Wood:

- K** Edgeband
- U** Knife

### 3 Cutout:

- N** No Cutout
- A** Center, Single-Sided/2 outlets, add **\$45.84** list
- F** Center, Single-Sided/4 outlets, add **\$45.84** list
- J** Center, Single-Sided/6 outlets, add **\$45.84** list

### 4 Base and Wire Management Option:

Base - No Power:

- H** Casters, add **\$22.32** list
- F** Glides

Base - Power Ready:

- L** Casters, add **\$22.32** list
- M** Glides

### 5 Base Finish Option:

- A** Painted
- B** Polished, add **\$63.50** list

2) Surface color.

3) Edge trim color.

4) Base trim color.

**Note:** **\$63.03** upcharge list for Metallic trim colors.

# Jive Table — T-Leg (Round or Extruded) — Flip Base

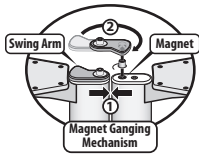
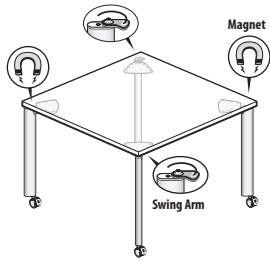
Rectangle – Laminate or Wood

Height	Depth	Width	Distributed Load Capacity	Number						Laminate A		Laminate B		Wood Group A		Wood Group B	
					①	②	③	④	⑤	J	F	J	F	K	U	K	U
<b>Round — Base — No Power — No Cutout</b>																	
29"(737mm)	18"(457mm)	48"(1219mm)	158	TCRA-1848-		S	F	4	\$1361.33	\$1616.23	\$1458.68	\$1713.58	\$2016.05	\$2329.74	\$2160.50	\$2513.39	
		60"(1524mm)	187	TCRA-1860-		S	F	4	1413.10	1722.27	1513.99	1823.16	2179.60	2563.65	2354.38	2788.35	
		72"(1829mm)	216	TCRA-1872-		S	F	4	1465.80	1834.84	1570.23	1939.27	2345.99	2807.65	2551.72	3075.13	
24"(610mm)	48"(1219mm)	48"(1219mm)	173	TCRA-2448-		S	F	4	\$1421.30	\$1694.23	\$1523.37	\$1796.30	\$2206.62	\$2543.70	\$2385.47	\$2765.31	
		60"(1524mm)	202	TCRA-2460-		S	F	4	1487.54	1816.15	1594.33	1922.94	2416.24	2825.49	2633.68	3096.69	
		72"(1829mm)	230	TCRA-2472-		S	F	4	1554.71	1944.60	1666.22	2056.11	2628.70	3117.38	2885.34	3439.89	
30"(762mm)	48"(1219mm)	48"(1219mm)	187	TCRA-3048-		S	F	4	\$1481.27	\$1772.24	\$1588.06	\$1879.03	\$2397.19	\$2757.65	\$2610.45	\$3017.24	
		60"(1524mm)	216	TCRA-3060-		S	F	4	1561.98	1910.03	1674.67	2022.72	2652.88	3087.33	2912.98	3405.03	
		72"(1829mm)	245	TCRA-3072-		S	F	4	1643.63	2054.35	1762.22	2172.94	2911.40	3427.10	3218.97	3804.64	
36"(914mm)	60"(1524mm)	60"(1524mm)	230	TCRA-3660-		S	F	4	\$1636.42	\$2003.91	\$1755.01	\$2122.50	\$2889.52	\$3349.17	\$3192.28	\$3713.37	
		72"(1829mm)	259	TCRA-3672-		S	F	4	1732.54	2164.10	1858.21	2289.77	3194.11	3736.82	3552.59	4169.40	
<b>Extruded — Base — No Power — No Cutout</b>																	
29"(737mm)	18"(457mm)	48"(1219mm)	158	TCRA-1848-		S	T	4	\$1549.73	\$1804.63	\$1647.08	\$1901.98	\$2204.45	\$2518.14	\$2348.90	\$2701.79	
		60"(1524mm)	187	TCRA-1860-		S	T	4	1601.50	1910.67	1702.39	2011.56	2368.00	2752.05	2542.78	2976.75	
		72"(1829mm)	216	TCRA-1872-		S	T	4	1654.20	2023.24	1758.63	2127.67	2534.39	2996.05	2740.12	3263.53	
24"(610mm)	48"(1219mm)	48"(1219mm)	173	TCRA-2448-		S	T	4	\$1609.70	\$1882.63	\$1711.77	\$1984.70	\$2395.02	\$2732.10	\$2573.87	\$2953.71	
		60"(1524mm)	202	TCRA-2460-		S	T	4	1675.94	2004.55	1782.73	2111.34	2604.64	3013.89	2822.08	3285.09	
		72"(1829mm)	230	TCRA-2472-		S	T	4	1743.11	2133.00	1854.62	2244.51	2817.10	3305.78	3073.74	3628.29	
30"(762mm)	48"(1219mm)	48"(1219mm)	187	TCRA-3048-		S	T	4	\$1669.67	\$1960.64	\$1776.46	\$2067.43	\$2585.59	\$2946.05	\$2798.85	\$3205.64	
		60"(1524mm)	216	TCRA-3060-		S	T	4	1750.38	2098.43	1863.07	2211.12	2841.28	3275.73	3101.38	3593.43	
		72"(1829mm)	245	TCRA-3072-		S	T	4	1832.03	2242.75	1950.62	2361.34	3099.80	3615.50	3407.37	3993.04	
36"(914mm)	60"(1524mm)	60"(1524mm)	230	TCRA-3660-		S	T	4	\$1824.82	\$2192.31	\$1943.41	\$2310.90	\$3077.92	\$3537.57	\$3380.68	\$3901.77	
		72"(1829mm)	259	TCRA-3672-		S	T	4	1920.94	2352.50	2046.61	2478.17	3382.51	3925.22	3740.99	4357.80	
<b>Round — Base — Power Ready — No Cutout</b>																	
29"(737mm)	18"(457mm)	48"(1219mm)	158	TCRA-1848-		S	F	4	\$1388.46	\$1643.36	\$1485.81	\$1740.71	\$2043.18	\$2356.87	\$2187.63	\$2540.52	
		60"(1524mm)	187	TCRA-1860-		S	F	4	1440.23	1749.40	1541.12	1850.29	2206.73	2590.78	2381.51	2815.48	
		72"(1829mm)	216	TCRA-1872-		S	F	4	1492.93	1861.97	1597.36	1966.40	2373.12	2834.78	2578.85	3102.26	
24"(610mm)	48"(1219mm)	48"(1219mm)	173	TCRA-2448-		S	F	4	\$1448.43	\$1721.36	\$1550.50	\$1823.43	\$2233.75	\$2570.83	\$2412.60	\$2792.44	
		60"(1524mm)	202	TCRA-2460-		S	F	4	1514.67	1843.28	1621.46	1950.07	2443.37	2852.62	2660.81	3123.82	
		72"(1829mm)	230	TCRA-2472-		S	F	4	1581.84	1971.73	1693.35	2083.24	2655.83	3144.51	2912.47	3467.02	
30"(762mm)	48"(1219mm)	48"(1219mm)	187	TCRA-3048-		S	F	4	\$1508.40	\$1799.37	\$1615.19	\$1906.16	\$2424.32	\$2784.78	\$2637.58	\$3044.37	
		60"(1524mm)	216	TCRA-3060-		S	F	4	1589.11	1937.16	1701.80	2049.85	2680.01	3114.46	2940.11	3432.16	
		72"(1829mm)	245	TCRA-3072-		S	F	4	1670.76	2081.48	1789.35	2200.07	2938.53	3454.23	3246.10	3831.77	
36"(914mm)	60"(1524mm)	60"(1524mm)	230	TCRA-3660-		S	F	4	\$1663.55	\$2031.04	\$1782.14	\$2149.63	\$2916.65	\$3376.30	\$3219.41	\$3740.50	
		72"(1829mm)	259	TCRA-3672-		S	F	4	1759.67	2191.23	1885.34	2316.90	3221.24	3763.95	3579.72	4196.53	
<b>Extruded — Base — Power Ready — No Cutout</b>																	
29"(737mm)	18"(457mm)	48"(1219mm)	158	TCRA-1848-		S	T	4	\$1576.86	\$1831.76	\$1674.21	\$1929.11	\$2231.58	\$2545.27	\$2376.03	\$2728.92	
		60"(1524mm)	187	TCRA-1860-		S	T	4	1628.63	1937.80	1729.52	2038.69	2395.13	2779.18	2569.91	3003.88	
		72"(1829mm)	216	TCRA-1872-		S	T	4	1681.33	2050.37	1785.76	2154.80	2561.52	3023.18	2767.25	3290.66	
24"(610mm)	48"(1219mm)	48"(1219mm)	173	TCRA-2448-		S	T	4	\$1636.83	\$1909.76	\$1738.90	\$2011.83	\$2422.15	\$2759.23	\$2601.00	\$2980.84	
		60"(1524mm)	202	TCRA-2460-		S	T	4	1703.07	2031.68	1809.86	2138.47	2631.77	3041.02	2849.21	3312.22	
		72"(1829mm)	230	TCRA-2472-		S	T	4	1770.24	2160.13	1881.75	2271.64	2844.23	3332.91	3100.87	3655.42	
30"(762mm)	48"(1219mm)	48"(1219mm)	187	TCRA-3048-		S	T	4	\$1696.80	\$1987.77	\$1803.59	\$2094.56	\$2612.72	\$2973.18	\$2825.98	\$3232.77	
		60"(1524mm)	216	TCRA-3060-		S	T	4	1777.51	2125.56	1890.20	2238.25	2868.41	3302.86	3128.51	3620.56	
		72"(1829mm)	245	TCRA-3072-		S	T	4	1859.16	2269.88	1977.75	2388.47	3126.93	3642.63	3434.50	4020.17	
36"(914mm)	60"(1524mm)	60"(1524mm)	230	TCRA-3660-		S	T	4	\$1851.95	\$2219.44	\$1970.54	\$2338.03	\$3105.05	\$3564.70	\$3407.81	\$3928.90	
		72"(1829mm)	259	TCRA-3672-		S	T	4	1948.07	2379.63	2073.74	2505.30	3409.64	3952.35	3768.12	4384.93	

# Jive Table — Swivel Base

Square – Laminate or Wood

Depth	Width	Number	① ② ③		Laminate		Wood Group		
			A	B	A	B			
24"(610mm)	24"(610mm)	TVRQ-2424-	■	■	SNRG4	\$1081.98	\$1081.98	\$1173.18	\$1180.86
30"(762mm)	30"(762mm)	TVRQ-3030-	■	■	SNR 4	1157.01	1162.14	1388.73	1409.49
36"(914mm)	36"(914mm)	TVRQ-3636-	■	■	SNR 4	1246.74	1258.14	1645.14	1681.46
42"(1067mm)	42"(1067mm)	TVRQ-4242-	■	■	SNR 4	1351.17	1369.98	1942.41	1996.77
48"(1219mm)	48"(1219mm)	TVRQ-4848-	■	■	SNR 4	1470.30	1497.66	2280.54	2355.42



TVRQ-LJSNR

## Features

- Includes 1.18"(30mm) top, leg bases with magnetic ganging mechanism, adjustable casters or glides and hardware.
- Standard table height is 29"(737mm).
- Laminate top with 3mm edgeband or wood veneer top with 3mm wood edgeband.
- Top available in standard core only.
- Leg bases are painted aluminum.
- Casters have 0.5"(13mm) height adjustment.
- Glides have 0.75"(19mm) height adjustment.
- Grommets are available for field installation; separately specified.
- Depth and width shown in nominal dimensions.
- Ships unassembled.

## Specification Tips

- 24"(610mm) depth tables not designed to support screens or monitors.
- Screen and Monitor Arm application (approved with casters or glides):
  - 30"(762mm)-48"(1219mm) deep table supports a 27"(686mm) high
  - Belong screen or monitor(s) up to 25 lbs.
- **Power cord length determines the distance to building power source.**
- Separately specified:
  - Horizontal and Vertical Wire Management
  - See Accessories Price List for Power and Data Components
  - Accessories
- Refer to Specification Guide:
  - Accessory placement and compatibility.
  - Seating capacities and leg locations.
- Application may require approval of local authority having jurisdiction (AHJ); ensure compliance before placing orders and installation.

## To Order, Specify:

- 1) Product number, including:

### ① Surface Option:

- L Laminate
- W Wood

### ② Edge Option:

- J Edgeband
- K Wood Edgeband

### ③ Base Style:

- C Casters, add \$22.32 list
- G Glides

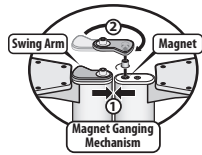
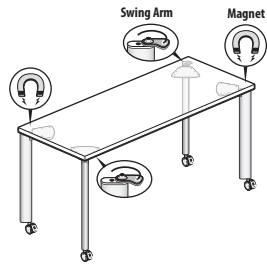
- 2) Laminate surface color or wood surface color.
- 3) Edge trim color (laminated only).
- 4) Base trim color.

**Note:** \$63.03 upcharge list for Metallic trim colors.



# Jive Table — Swivel Base

Rectangle – Laminate or Wood



TVRA-LJSNR

Depth	Width	Number	①	②	③	Laminate		Wood Group		
						A	B	A	B	
18"(457mm)	48"(1219mm)	TVRA-1848-	■	■	SNR	4	\$ 979.83	\$1068.33	\$1333.77	\$1395.43
	54"(1372mm)	TVRA-1854-	■	■	SNR	4	1001.19	1091.46	1402.47	1476.46
	60"(1524mm)	TVRA-1860-	■	■	SNR	4	1022.55	1114.59	1471.17	1557.49
	66"(1676mm)	TVRA-1866-	■	■	SNR	4	1043.91	1137.72	1539.87	1638.52
	72"(1829mm)	TVRA-1872-	■	■	SNR	4	1065.27	1160.85	1608.57	1719.55
24"(610mm)	36"(914mm)	TVRA-2436-	■	■	SNR	4	\$ 979.83	\$1068.33	\$1333.77	\$1395.43
	42"(1067mm)	TVRA-2442-	■	■	SNR	4	1008.31	1099.17	1425.37	1503.47
	48"(1219mm)	TVRA-2448-	■	■	SNR	4	1036.79	1130.01	1516.97	1611.51
	54"(1372mm)	TVRA-2454-	■	■	SNR	4	1065.27	1160.85	1608.57	1719.55
	60"(1524mm)	TVRA-2460-	■	■	SNR	4	1093.75	1191.69	1700.17	1827.59
30"(762mm)	36"(914mm)	TVRA-3036-	■	■	SNR	4	\$1022.55	\$1114.59	\$1471.17	\$1557.49
	42"(1067mm)	TVRA-3042-	■	■	SNR	4	1058.15	1153.14	1585.67	1692.54
	48"(1219mm)	TVRA-3048-	■	■	SNR	4	1093.75	1191.69	1700.17	1827.59
	54"(1372mm)	TVRA-3054-	■	■	SNR	4	1129.35	1230.24	1814.67	1962.64
	60"(1524mm)	TVRA-3060-	■	■	SNR	4	1164.95	1268.79	1929.17	2097.69
36"(914mm)	66"(1676mm)	TVRA-3066-	■	■	SNR	4	1200.55	1307.34	2043.67	2232.74
	72"(1829mm)	TVRA-3072-	■	■	SNR	4	1236.15	1345.89	2158.17	2367.79
	66"(1676mm)	TVRA-3666-	■	■	SNR	4	\$1278.87	\$1392.15	\$2295.57	\$2529.85
	72"(1829mm)	TVRA-3672-	■	■	SNR	4	1321.59	1438.41	2432.97	2691.91

### Features

- Includes 1.18"(30mm) top, leg bases with magnetic ganging mechanism, adjustable casters or glides and hardware.
- Standard table height is 29"(737mm).
- Laminate top with 3mm edgeband or wood veneer top with 3mm wood edgeband.
- Top available in standard core only.
- Leg bases are painted aluminum.
- Casters have 0.5"(13mm) height adjustment.
- Glides have 0.75"(19mm) height adjustment.
- Grommets are available for field installation; separately specified.
- Depth and width shown in nominal dimensions.
- Ships unassembled.

### Specification Tips

- 24"(610mm) depth tables not designed to support screens or monitors.
- Screen and Monitor Arm application (approved with casters or glides):
  - 30"(762mm)-48"(1219mm) deep table supports a 27"(686mm) high
  - Belong screen or monitor(s) up to 25 lbs.
- **Power cord length determines the distance to building power source.**
- Separately specified:
  - Horizontal and Vertical Wire Management
  - See Accessories Price List for Power and Data Components
  - Accessories
- Refer to Specification Guide:
  - Accessory placement and compatibility.
  - Seating capacities and leg locations.
- Application may require approval of local authority having jurisdiction (AHJ); ensure compliance before placing orders and installation.

### To Order, Specify:

1) Product number, including:

#### ① Surface Option:

- L Laminate
- W Wood

#### ② Edge Option:

- J Edgeband
- K Wood Edgeband

#### ③ Base Style:

- C Casters, add \$22.32 list
- G Glides

2) Laminate surface color or wood surface color.

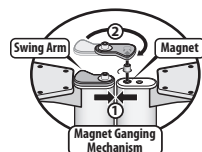
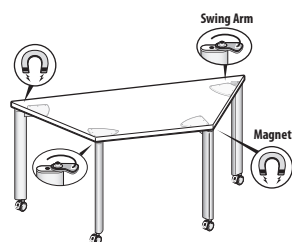
3) Edge trim color (laminated only).

4) Base trim color.

**Note:** \$63.03 upcharge list for Metallic trim colors.

# Jive Table — Swivel Base

Trapezoid – Laminate or Wood



TVTP-LJSNR

Depth	Width	Number	①	②	③	Laminate		Wood Group			
						A	B	A	B		
24"(610mm)	48"(1219mm)	TVTP-2448-	■	■	SNR	■	4	\$1158.14	\$1162.54	\$1355.18	\$1411.64
	54"(1372mm)	TVTP-2454-	■	■	SNR	■	4	1190.94	1197.54	1459.47	1535.14
	60"(1524mm)	TVTP-2460-	■	■	SNR	■	4	1223.98	1232.78	1564.46	1659.50
	66"(1676mm)	TVTP-2466-	■	■	SNR	■	4	1257.25	1268.25	1670.15	1784.72
	72"(1829mm)	TVTP-2472-	■	■	SNR	■	4	1290.75	1303.95	1776.54	1910.79
30"(762mm)	60"(1524mm)	TVTP-3060-	■	■	SNR	■	4	\$1297.92	\$1312.22	\$1800.98	\$1938.68
	66"(1676mm)	TVTP-3066-	■	■	SNR	■	4	1338.38	1355.43	1929.70	2091.05
	72"(1829mm)	TVTP-3072-	■	■	SNR	■	4	1379.07	1398.87	2059.12	2244.28

## Features

- Includes 1.18"(30mm) top, 4 legs with magnetic ganging mechanism, adjustable casters or glides and hardware.
- Standard table height is 29"(737mm).
- Laminate top with 3mm edgeband or wood veneer top with 3mm wood edgeband.
- Top available in standard core only.
- Leg bases are painted aluminum.
- Casters have 0.5"(13mm) height adjustment.
- Glides have 0.75"(19mm) height adjustment.
- Grommets are available for field installation; separately specified.
- Depth and width shown in nominal dimensions.
- Ships unassembled.

## Specification Tips

- Enhanced Power Module and Table Dome are available for field installation; separately specified.
- Magnetic field can be harmful to pacemaker wearers.**
- 24"(610mm) depth tables not designed to support screens or monitors.
- Screen and Monitor Arm application (with or without casters):
  - 30"(762mm)-48"(1219mm) deep table supports a 27"(686mm) high
  - Along screen or monitor(s) up to 25 lbs.
- Power cord length determines the distance to building power source.**
- Separately specified:
  - Horizontal and Vertical Wire Management
  - See Accessories Price List for Power and Data Components
  - Accessories
- Refer to Specification Guide:
  - Accessory placement and compatibility.
  - Seating capacities and leg locations.
- Application may require approval of local authority having jurisdiction (AHJ); ensure compliance before placing orders and installation.

## To Order, Specify:

- Product number, including:

### ① Surface Option:

- L** Laminate
- W** Wood

### ② Edge Option:

- J** Edgeband
- K** Wood Edgeband

### ③ Base Style:

- C** Casters, add \$22.32 list
- G** Glides

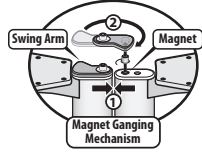
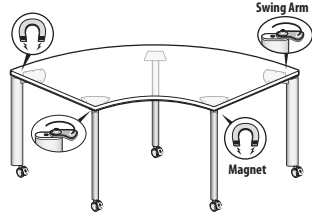
- Laminate surface color or wood surface color.
- Edge trim color (laminated only).
- Base trim color.

**Note:** \$63.03 upcharge list for Metallic trim colors.

# Jive Table — Swivel Base

Crescent – Laminate or Wood

	Depth	Width	Number	Laminate		Wood Group	
				A	B	A	B
	24"(610mm)	60"(1524mm)	TVBN-2460- <span style="background-color: #cccccc; border: 1px solid black; padding: 0 2px;"> </span> <span style="background-color: #cccccc; border: 1px solid black; padding: 0 2px;"> </span> SNR 4	\$1675.80	\$1684.92	\$2029.56	\$2129.16
	30"(762mm)	72"(1829mm)	TVBN-3072- <span style="background-color: #cccccc; border: 1px solid black; padding: 0 2px;"> </span> <span style="background-color: #cccccc; border: 1px solid black; padding: 0 2px;"> </span> SNR 4	1836.99	1857.51	2543.74	2737.57
	36"(914mm)	84"(2134mm)	TVBN-3684- <span style="background-color: #cccccc; border: 1px solid black; padding: 0 2px;"> </span> <span style="background-color: #cccccc; border: 1px solid black; padding: 0 2px;"> </span> SNR 4	2029.04	2063.24	3156.59	3462.56



TVBN-LJSNR

### Features

- Includes 1.18"(30mm) top, 4 legs with magnetic ganging mechanism, one post leg, adjustable casters or glides and hardware.
- Standard table height is 29"(737mm).
- Laminate top with 3mm edgeband or wood veneer top with 3mm wood edgeband.
- Top available in standard core only.
- Leg bases are painted aluminum.
- Casters have 0.5"(13mm) height adjustment.
- Glides have 0.75"(19mm) height adjustment.
- Grommets are available for field installation; separately specified.
- Depth and width shown in nominal dimensions.
- Ships unassembled.

### Specification Tips

- Enhanced Power Module and Table Dome are available for field installation; separately specified.
- **Magnetic field can be harmful to pacemaker wearers.**
- 24"(610mm) depth tables not designed to support screens or monitors.
- Screen and Monitor Arm application (with or without casters):
  - 30"(762mm)-48"(1219mm) deep table supports a 27"(686mm) high
  - Long screen or monitor(s) up to 25 lbs.
- **Power cord length determines the distance to building power source.**
- Separately specified:
  - Horizontal and Vertical Wire Management
  - See Accessories Price List for Power and Data Components
  - Accessories
- Refer to Specification Guide:
  - Accessory placement and compatibility.
  - Seating capacities and leg locations.
- Application may require approval of local authority having jurisdiction (AHJ); ensure compliance before placing orders and installation.

### To Order, Specify:

1) Product number, including:

#### ① Surface Option:

- L Laminate
- W Wood

#### ② Edge Option:

- J Edgeband
- K Wood Edgeband

#### ③ Base Style:

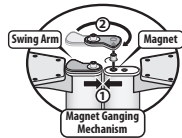
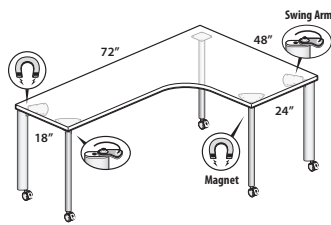
- C Casters, add \$22.32 list
- G Glides

- 2) Laminate surface color or wood surface color.
- 3) Edge trim color (laminated only).
- 4) Base trim color.

**Note:** \$63.03 upcharge list for Metallic trim colors.

# Jive Table — Swivel Base

Corner, Transitional Extended – Laminate or Wood



TVCX-LJSNRP

Left/Right Depth	Width	Length	Number	①	②	③	Laminate A	Laminate B	Wood Group A	Wood Group B
<b>Left-Hand</b>										
18"(457mm)/24"(610mm)	42"(1067mm)	60"(1524mm)	TVCX-4260-	■	■	SNR P	\$1564.18	\$1574.68	\$2017.00	\$2131.00
		72"(1829mm)	TVCX-4272-	■	■	SNR P	1760.78	1786.68	2948.04	3229.24
<b>Right-Hand</b>										
24"(610mm)/18"(457mm)	42"(1067mm)	60"(1524mm)	TVCX-4260-	■	■	SNR U	\$1569.64	\$1580.14	\$2017.00	\$2131.00
		72"(1829mm)	TVCX-4272-	■	■	SNR U	1766.50	1792.40	2948.04	3229.24
<b>Left-Hand</b>										
24"(610mm)/30"(762mm)	48"(1219mm)	60"(1524mm)	TVCX-4860-	■	■	SNR R	\$1564.70	\$1575.20	\$2017.00	\$2131.00
		72"(1829mm)	TVCX-4872-	■	■	SNR R	1761.56	1787.46	2948.04	3229.24
<b>Right-Hand</b>										
30"(762mm)/24"(610mm)	48"(1219mm)	60"(1524mm)	TVCX-4860-	■	■	SNR W	\$1570.42	\$1580.92	\$2017.00	\$2131.00
		72"(1829mm)	TVCX-4872-	■	■	SNR W	1767.02	1792.92	2948.04	3229.24

## Features

- Includes 1.18"(30mm) top, adjustable casters or glides and hardware:
  - Legs:
- 24"(610mm)/18"(457mm) depth - 2 legs with magnetic ganging mechanisms and 3 post legs
- 24"(610mm)/30"(762mm) depth - 4 legs with magnetic ganging mechanisms and 1 post leg
- 18"(457mm) depth always has the post leg
- 24"(610mm) and 30"(762mm) depth always has the magnetic ganging mechanism
- Standard table height is 29"(737mm).
- Laminate top with 3mm edgeband or wood veneer top with 3mm wood edgeband.
- Top available in standard core only.
- Leg bases are painted aluminum.
- Casters have 0.5"(13mm) height adjustment.
- Glides have 0.75"(19mm) height adjustment.
- Grommets are available for field installation; separately specified.
- Depth and width shown in nominal dimensions.
- Ships unassembled.

## Specification Tips

- Enhanced Power Module and Table Dome are available for field installation; separately specified.
- Magnetic field can be harmful to pacemaker wearers.**
- 24"(610mm) depth tables not designed to support screens or monitors.
- Screen and Monitor Arm application (with or without casters):
  - 30"(762mm)-48"(1219mm) deep table supports a 27"(686mm) high
  - Belong screen or monitor(s) up to 25 lbs.
- Power cord length determines the distance to building power source.**
- Separately specified:
  - Horizontal and Vertical Wire Management
  - See Accessories Price List for Power and Data Components
  - Accessories
- Refer to Specification Guide:
  - Accessory placement and compatibility.
  - Seating capacities and leg locations.
- Application may require approval of local authority having jurisdiction (AHJ); ensure compliance before placing orders and installation.

## To Order, Specify:

- Product number, including:

### ① Surface Option:

- L Laminate
- W Wood

### ② Edge Option:

- J Edgeband
- K Wood Edgeband

### ③ Base Style:

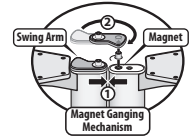
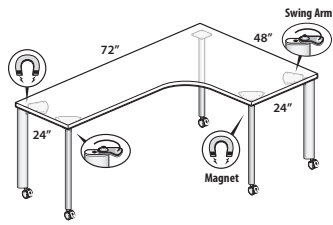
- C Casters, add \$22.32 list
- G Glides

- Laminate surface color or wood surface color.
- Edge trim color (laminate only).
- Base trim color.

**Note:** \$63.03 upcharge list for Metallic trim colors.

# Jive Table — Swivel Base

Corner, Extended – Laminate or Wood



TVCE-LJSNRE

Left/Right Depth	Width	Length	Number	①	②	③	Laminate A	Laminate B	Wood Group A	Wood Group B
<b>Left-Hand</b>										
24"(610mm)/24"(610mm)	42"(1067mm)	60"(1524mm)	TVCE-4260-	■	■	SNR	E	\$1567.30	\$1577.80	\$2017.00 \$2131.00
		72"(1829mm)	TVCE-4272-	■	■	SNR	E	1763.90	1789.80	2948.04 3229.24
24"(610mm)/24"(610mm)	48"(1219mm)	60"(1524mm)	TVCE-4860-	■	■	SNR	E	\$1567.30	\$1577.80	\$2017.00 \$2131.00
		72"(1829mm)	TVCE-4872-	■	■	SNR	E	1763.90	1789.80	2948.04 3229.24
<b>Right-Hand</b>										
24"(610mm)/24"(610mm)	42"(1067mm)	60"(1524mm)	TVCE-4260-	■	■	SNR	H	\$1567.30	\$1577.80	\$2017.00 \$2131.00
		72"(1829mm)	TVCE-4272-	■	■	SNR	H	1763.90	1789.80	2948.04 3229.24
24"(610mm)/24"(610mm)	48"(1219mm)	60"(1524mm)	TVCE-4860-	■	■	SNR	H	\$1567.30	\$1577.80	\$2017.00 \$2131.00
		72"(1829mm)	TVCE-4872-	■	■	SNR	H	1763.90	1789.80	2948.04 3229.24
<b>Left-Hand</b>										
30"(762mm)/30"(762mm)	48"(1219mm)	60"(1524mm)	TVCE-4860-	■	■	SNR	F	\$1567.82	\$1578.32	\$2017.00 \$2131.00
		72"(1829mm)	TVCE-4872-	■	■	SNR	F	1764.68	1790.58	2948.04 3229.24
<b>Right-Hand</b>										
30"(762mm)/30"(762mm)	48"(1219mm)	60"(1524mm)	TVCE-4860-	■	■	SNR	J	\$1567.82	\$1578.32	\$2017.00 \$2131.00
		72"(1829mm)	TVCE-4872-	■	■	SNR	J	1764.68	1790.58	2948.04 3229.24

**Features**

- Includes 1.18"(30mm) top, 4 legs with magnetic ganging mechanism, one post leg, adjustable casters or glides and hardware.
- Standard table height is 29"(737mm).
- Laminate top with 3mm edgeband or wood veneer top with 3mm wood edgeband.
- Top available in standard core only.
- Leg bases are painted aluminum.
- Casters have 0.5"(13mm) height adjustment.
- Glides have 0.75"(19mm) height adjustment.
- Grommets are available for field installation; separately specified.
- Depth and width shown in nominal dimensions.
- Ships unassembled.

**Specification Tips**

- Enhanced Power Module and Table Dome are available for field installation; separately specified.
- **Magnetic field can be harmful to pacemaker wearers.**
- 24"(610mm) depth tables not designed to support screens or monitors.
- Screen and Monitor Arm application (with or without casters):
  - 30"(762mm)-48"(1219mm) deep table supports a 27"(686mm) high
  - Long screen or monitor(s) up to 25 lbs.
- **Power cord length determines the distance to building power source.**
- Separately specified:
  - Horizontal and Vertical Wire Management
  - See Accessories Price List for Power and Data Components
  - Accessories
- Refer to Specification Guide:
  - Accessory placement and compatibility.
  - Seating capacities and leg locations.
- Application may require approval of local authority having jurisdiction (AHJ); ensure compliance before placing orders and installation.

**To Order, Specify:**

1) Product number, including:

**① Surface Option:**

- L** Laminate
- W** Wood

**② Edge Option:**

- J** Edgeband
- K** Wood Edgeband

**③ Base Style:**

- C** Casters, add \$22.32 list
- G** Glides

- 2) Laminate surface color or wood surface color.
- 3) Edge trim color (laminated only).
- 4) Base trim color.

**Note:** \$63.03 upcharge list for Metallic trim colors.


Masters Series

This page intentionally blank

## Masters Series Table — (Round or Square)

Tables

## Table — Round



XZAM-1S

Height	Diameter	Number ①	Laminate A	B	Wood Group A	Group B
<b>Laminate</b>						
29.25"(743mm)	30"(762mm)	XLAM-3000-JS	\$2026.89	\$2113.77	N/A	N/A
	36"(914mm)	XLAM-3600-JS	2226.52	2309.55	N/A	N/A
	42"(1067mm)	XLAM-4200-JS	2461.41	2539.89	N/A	N/A
	48"(1219mm)	XLAM-4800-JS	2731.56	2804.79	N/A	N/A
<b>Wood</b>						
29.25"(743mm)	30"(762mm)	XZAM-3000-■ S	N/A	N/A	\$2171.65	\$2316.34
	36"(914mm)	XZAM-3600-■ S	N/A	N/A	2458.18	2619.40
	42"(1067mm)	XZAM-4200-■ S	N/A	N/A	2790.45	2970.86
	48"(1219mm)	XZAM-4800-■ S	N/A	N/A	3168.46	3370.72

## Features

- Includes round top and 27"(686mm) disc base.
- 30"(762mm) and 36"(914mm) includes 21"(533mm) disc base.
- 42"(1067mm) and 48"(1219mm) includes 27"(686mm) disc base.
- Fixed height base: 29.25"(743mm).
- 1.18"(30mm) thick laminate worksurface with T-mold edgeband.
- 1.18"(30mm) thick wood worksurface with a choice of profiled edge (Square, Bevel, Radius or Traditional). Double-cut veneers available with Square 3mm Radius edge only.

## To Order, Specify:

- 1) Product number, including:

## ① Edge Option:

Wood:

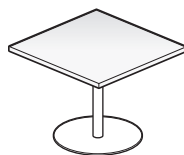
- 1 Square
- 5 Bevel, add \$278.63 list
- 6 Radius, add \$278.63 list
- 7 Traditional, add \$278.63 list

- 2) Finish code (laminate or wood).
- 3) Laminate edge trim color (if laminate specified).
- 4) Trim code for disc base.

**Note:** \$23.12 upcharge (list) for metallic or accent trim colors.

Height	Depth	Width	Number ①	Laminate A	B	Wood Group A	Wood Group B
<b>Laminate</b>							
29.25"(743mm)	30"(762mm)	30"(762mm)	XLAS-3030-JS	\$2161.62	\$2254.23	N/A	N/A
	36"(914mm)	36"(914mm)	XLAS-3636-JS	2374.69	2463.23	N/A	N/A
	42"(1067mm)	42"(1067mm)	XLAS-4242-JS	2625.36	2709.09	N/A	N/A
<b>Wood</b>							
29.25"(743mm)	30"(762mm)	30"(762mm)	XZAS-3030-■ S	N/A	N/A	\$2609.06	\$2770.26
	36"(914mm)	36"(914mm)	XZAS-3636-■ S	N/A	N/A	2954.70	3136.04
	42"(1067mm)	42"(1067mm)	XZAS-4242-■ S	N/A	N/A	3345.60	3549.74

## Square Tables

XLAS-3030  
XZAS-3030

## Features

- Includes square top and 27"(686mm) disc base.
- Includes 1.18"(36mm) thick laminate worksurface with 3mm edgeband.
- Includes 1.18"(36mm) thick wood worksurface with a choice of profiled edge (Square, Bevel, Radius or Traditional). **Double-cut veneers available with Square 3mm edge only.**

## To Order, Specify:

- 1) Product number, including:

## ① Edge Option:

Wood:

- 1 Square
- 5 Bevel, add \$364.81 list
- 6 Radius, add \$364.81 list
- 7 Traditional, add \$364.81 list

- 2) Finish code (laminate or wood).
- 3) Laminate edge trim color (if laminate specified).
- 4) Trim code for disc base.

**Note:** \$23.12 upcharge (list) for Metallic and accent trim colors.

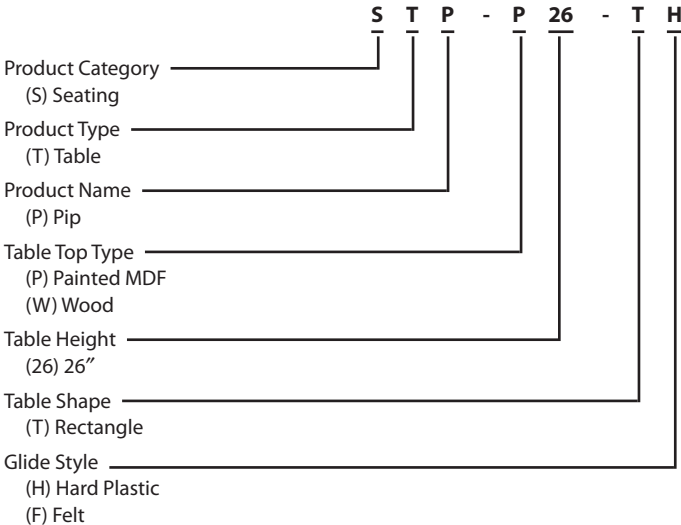


This page intentionally blank

Pip

This page intentionally blank

**Personal Laptop Table**



# Pip

	Height	Depth	Width	Number ① ②	Painted MDF	White Oak	Walnut
<b>Personal Laptop Table</b>	26"(660mm)	13"(330mm)	21.25"(540mm)	STP-■ 26-T ■	<b>\$790.87</b>	<b>\$1437.27</b>	<b>\$1615.98</b>



STP-P26-TH

**Features**

- Includes table top, base and hardware.
- Top available in painted MDF or planked wood in White Oak or Walnut.
- Wood tops are designed to be unique using solid wood planks with a clear, low-gloss finish showing natural variation.
- Base: Painted aluminum support plate and column with painted steel base plate.
- Ships unassembled.

**To Order, Specify:**

1) Product number, including:

**① Surface Material:**

- P** Painted MDF
- W** Planked Wood

**② Glide Type:**

- H** Hard Plastic
- F** Felt

2) Top surface and color.

3) Base trim color.

**Collaborative Table**



S970

**Features**

- Includes: 1.18"(30mm) standard top with two columns on a painted steel base.
- Laminate or wood veneer top with knife edge.
- Standard with clear non-adjustable glides.

**Specification Tips**

- Designed for use with lounge seating to provide a seated height surface.
- Cannot route power through legs.
- Ships unassembled.

**To Order, Specify:**

1) Product number, including:

**① Surface Type:**

- L** Laminate
- W** Wood Veneer

2) Laminate surface color or wood finish color.

3) Edge color (laminate only).

4) Base trim color.

Height	Depth	Width	Number ①	Laminate A	B	Wood Group A	B
28"(711mm)	30"(762mm)	54"(1372mm)	S970-■ 00-H	<b>\$2574.10</b>	<b>\$2602.31</b>	<b>\$2757.47</b>	<b>\$2820.94</b>

Planes

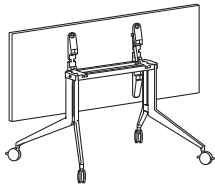
This page intentionally blank

## Planes Collaborative Tables — Rectangular — Laminate

Y-Leg Flip Top or Non-Flip Top Table

Depth	Width	Laminate Number ① ② ③	Laminate A		Laminate B	
			J	F	J	F
<b>Flip Top Tables</b>						
30"(762mm)	60"(1524mm)	TARA-3060-L S Y 4	\$1633.38	\$1961.02	\$1722.78	\$2050.42
	66"(1676mm)	TARA-3066-L S Y 4	1715.00	2060.88	1813.20	2159.08
	72"(1829mm)	TARA-3072-L S Y 4	1796.62	2160.74	1903.62	2267.74
36"(914mm)	60"(1524mm)	TARA-3660-L S Y 4	\$1792.90	\$2138.78	\$1899.90	\$2245.78
	66"(1676mm)	TARA-3666-L S Y 4	1890.10	2254.22	2007.66	2371.78
	72"(1829mm)	TARA-3672-L S Y 4	1987.30	2369.66	2115.42	2497.78
<b>Non-Flip Top Tables</b>						
30"(762mm)	60"(1524mm)	TARA-3060-L S Y 4	\$1633.38	\$1961.02	\$1722.78	\$2050.42
	66"(1676mm)	TARA-3066-L S Y 4	1715.00	2060.88	1813.20	2159.08
	72"(1829mm)	TARA-3072-L S Y 4	1796.62	2160.74	1903.62	2267.74
36"(914mm)	60"(1524mm)	TARA-3660-L S Y 4	\$1792.90	\$2138.78	\$1899.90	\$2245.78
	66"(1676mm)	TARA-3666-L S Y 4	1890.10	2254.22	2007.66	2371.78
	72"(1829mm)	TARA-3672-L S Y 4	1987.30	2369.66	2115.42	2497.78
	78"(1981mm)	TARA-3678-L S Y 4	2084.50	2485.10	2223.18	2623.78
	84"(2134mm)	TARA-3684-L S Y 4	2181.70	2600.54	2330.94	2749.78
	90"(2286mm)	TARA-3690-L S Y 4	2278.90	2715.98	2438.70	2875.78
	96"(2438mm)	TARA-3696-L S Y 4	2376.10	2831.42	2546.46	3001.78

## Flip Top Table



## Non-Flip Top Table



TARA

## Features

- Includes 1.18"(30mm) thick top, two Y-leg assemblies, stretcher and hardware.
- Standard table height is 29"(737mm) with 27.88"(708mm) knee clearance.
- Laminate top with knife edge or 3mm edgeband edges or wood veneer top with 3mm wood edgeband or knife edge.
- Base Options:
  - Flip Top Table with casters (H) or with glides (F).
  - Non-flip Top Table with casters (C) or with glides (G).
- Flip Top Table:
  - Table top flips from horizontal to vertical position via pneumatic assist mechanism activated by two finger pulls.
  - Tables nest when flipped to vertical position. Refer to Specification Guide for details.
- Base and stretcher are painted aluminum.
- Stretcher provides lay-in cable management.
- Optional Flip top unit electrical modules are separately specified. Refer to electrical components for appropriate product specification.
- Optional casters (two locking) or glides are field interchangeable.
- Casters have light platinum hub with graphite tread.
- Glides are light platinum with 0.5"(13mm) height adjustment.
- Depth and width shown in nominal dimensions.
- Ships unassembled.

## Specification Tips

- 3mm edgeband edge is recommended to allow a flat seam between tables.
- The following Planes products are separately specified:
  - Ganging clip
  - Flip top unit electrical modules
  - Grommets (field cut opening)
  - Vertical wire management
  - Y-leg Bumper

## To Order, Specify:

- 1) Product number, including:

## ① Edge Option:

- J** Edgeband
- F** Knife

## ② Flip Top Unit Cutout(s):

- N** None
- F** Center – single-sided/4 outlets, add \$43.24 list
- J** Center – single-sided/6 outlets, add \$43.24 list

## ③ Base Option (Flip/Non-Flip):

- H** Flip Top Table – Casters, add \$434.82 list
- F** Flip Top Table – Glides, add \$536.13 list
- C** Non-flip Top Table: Casters
- G** Non-flip Top Table: Glides, add \$101.31 list

- 2) Laminate surface color.
- 3) Edge trim color.
- 4) Base/Stretcher trim color.

**Note:** \$59.46 upcharge list for Metallic and accent trim colors.

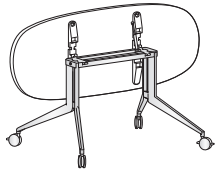


# Planes Collaborative Tables — Pebble — Laminate

Y-Leg Flip Top or Non-Flip Top Table

Depth	Width	Number ① ② ③	Laminate A		Laminate B	
			J	F	J	F
<b>Flip Top Tables</b>						
30"(762mm)	60"(1524mm)	TARP-3060-L S Y 4	\$1647.78	\$1941.18	\$1737.18	\$2030.58
	66"(1676mm)	TARP-3066-L S Y 4	1730.36	2043.32	1828.56	2141.52
	72"(1829mm)	TARP-3072-L S Y 4	1812.94	2145.46	1919.94	2252.46
36"(914mm)	60"(1524mm)	TARP-3660-L S Y 4	\$1808.26	\$2121.22	\$1915.26	\$2228.22
	66"(1676mm)	TARP-3666-L S Y 4	1906.42	2238.94	2023.98	2356.50
	72"(1829mm)	TARP-3672-L S Y 4	2004.58	2356.66	2132.70	2484.78
<b>Non-Flip Top Tables</b>						
30"(762mm)	60"(1524mm)	TARP-3060-L S Y 4	\$1647.78	\$1941.18	\$1737.18	\$2030.58
	66"(1676mm)	TARP-3066-L S Y 4	1730.36	2043.32	1828.56	2141.52
	72"(1829mm)	TARP-3072-L S Y 4	1812.94	2145.46	1919.94	2252.46
36"(914mm)	60"(1524mm)	TARP-3660-L S Y 4	\$1808.26	\$2121.22	\$1915.26	\$2228.22
	66"(1676mm)	TARP-3666-L S Y 4	1906.42	2238.94	2023.98	2356.50
	72"(1829mm)	TARP-3672-L S Y 4	2004.58	2356.66	2132.70	2484.78
	78"(1981mm)	TARP-3678-L S Y 4	2102.74	2474.38	2241.42	2613.06
	84"(2134mm)	TARP-3684-L S Y 4	2200.90	2592.10	2350.14	2741.34
	90"(2286mm)	TARP-3690-L S Y 4	2299.06	2709.82	2458.86	2869.62
	96"(2438mm)	TARP-3696-L S Y 4	2397.22	2827.54	2567.58	2997.90

### Flip Top Table



### Non-Flip Top Table



TARP

### Features

- Includes 1.18"(30mm) thick top, two Y-leg assemblies, stretcher and hardware.
- Standard table height is 29"(737mm) with 27.88"(708mm) knee clearance.
- Laminate top with knife edge or 3mm edgeband edges or wood veneer top with 3mm wood edgeband or knife edge.
- Base Options:
  - Flip Top Table with casters (H) or with glides (F).
  - Non-flip Top Table with casters (C) or with glides (G).
- Flip Top Table:
  - Table top flips from horizontal to vertical position via pneumatic assist mechanism activated by two finger pulls.
  - Tables nest when flipped to vertical position. Refer to Specification Guide for details.
- Base and stretcher are painted aluminum.
- Stretcher provides lay-in cable management.
- Optional Flip top unit electrical modules are separately specified. Refer to electrical components for appropriate product specification.
- Optional casters (two locking) or glides are field interchangeable.
- Casters have light platinum hub with graphite tread.
- Glides are light platinum with 0.5"(13mm) height adjustment.
- Depth and width shown in nominal dimensions.
- Ships unassembled.

### Specification Tips

- The following Planes products are separately specified:
  - Ganging clip
  - Flip top unit electrical modules
  - Grommets (field cut opening)
  - Vertical wire management
  - Y-leg Bumper

### To Order, Specify:

- 1) Product number, including:

#### ① Edge Option:

- J** Edgeband
- F** Knife

#### ② Flip Top Unit Cutout(s):

- N** None
- F** Center – single sided/4 outlets, add \$43.24 list
- J** Center – single-sided/6 outlets, add \$43.24 list

#### ③ Base Option (Flip/Non-Flip):

- H** Flip Top Table – Casters, add \$434.82 list
- F** Flip Top Table – Glides, add \$536.13 list
- C** Non-flip Top Table: Casters
- G** Non-flip Top Table: Glides, add \$101.31 list

- 2) Laminate surface color.
- 3) Edge trim color.
- 4) Base/Stretcher trim color.

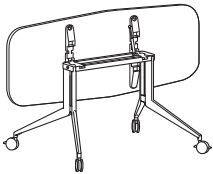
**Note:** \$59.46 upcharge list for Metallic and accent trim colors.

## Planes Collaborative Tables — Hexagon — Laminate

Y-Leg Flip Top or Non-Flip Top Table

Depth	Width	Number ① ② ③	Laminate A		Laminate B	
			J	F	J	F
<b>Flip Top Tables</b>						
30"(762mm)	60"(1524mm)	TARX-3060-L █ S █ Y █ 4	\$1647.78	\$1995.22	\$1737.18	\$2084.62
	66"(1676mm)	TARX-3066-L █ S █ Y █ 4	1730.36	2097.36	1828.56	2195.56
	72"(1829mm)	TARX-3072-L █ S █ Y █ 4	1812.94	2199.50	1919.94	2306.50
36"(914mm)	60"(1524mm)	TARX-3660-L █ S █ Y █ 4	\$1808.26	\$2175.26	\$1915.26	\$2282.26
	66"(1676mm)	TARX-3666-L █ S █ Y █ 4	1906.42	2292.98	2023.98	2410.54
	72"(1829mm)	TARX-3672-L █ S █ Y █ 4	2004.58	2410.70	2132.70	2538.82
<b>Non-Flip Top Tables</b>						
30"(762mm)	60"(1524mm)	TARX-3060-L █ S █ Y █ 4	\$1647.78	\$1995.22	\$1737.18	\$2084.62
	66"(1676mm)	TARX-3066-L █ S █ Y █ 4	1730.36	2097.36	1828.56	2195.56
	72"(1829mm)	TARX-3072-L █ S █ Y █ 4	1812.94	2199.50	1919.94	2306.50
36"(914mm)	60"(1524mm)	TARX-3660-L █ S █ Y █ 4	\$1808.26	\$2175.26	\$1915.26	\$2282.26
	66"(1676mm)	TARX-3666-L █ S █ Y █ 4	1906.42	2292.98	2023.98	2410.54
	72"(1829mm)	TARX-3672-L █ S █ Y █ 4	2004.58	2410.70	2132.70	2538.82
	78"(1981mm)	TARX-3678-L █ S █ Y █ 4	2102.74	2528.42	2241.42	2667.10
	84"(2134mm)	TARX-3684-L █ S █ Y █ 4	2200.90	2646.14	2350.14	2795.38
	90"(2286mm)	TARX-3690-L █ S █ Y █ 4	2299.06	2763.86	2458.86	2923.66
	96"(2438mm)	TARX-3696-L █ S █ Y █ 4	2397.22	2881.58	2567.58	3051.94

## Flip Top Table



## Non-Flip Top Table



TARX

## Features

- Includes 1.18"(30mm) thick top, two Y-leg assemblies, stretcher and hardware.
- Standard table height is 29"(737mm) with 27.88"(708mm) knee clearance.
- Laminate top with knife edge or 3mm edgeband edges or wood veneer top with 3mm wood edgeband or knife edge.
- Base Options:
  - Flip Top Table with casters (H) or with glides (F).
  - Non-flip Top Table with casters (C) or with glides (G).
- Flip Top Table:
  - Table top flips from horizontal to vertical position via pneumatic assist mechanism activated by two finger pulls.
  - Tables nest when flipped to vertical position. Refer to Specification Guide for details.
- Base and stretcher are painted aluminum.
- Stretcher provides lay-in cable management
- Optional Flip top unit electrical modules are separately specified. Refer to electrical components for appropriate product specification.
- Optional casters (two locking) or glides are field interchangeable.
- Casters have light platinum hub with graphite tread.
- Glides are light platinum with 0.5"(13mm) height adjustment.
- Depth and width shown in nominal dimensions.
- Ships unassembled.

## Specification Tips

- The following Planes products are separately specified:
  - Ganging clip
  - Flip top unit electrical modules
  - Grommets (field cut opening)
  - Vertical wire management
  - Y-leg Bumper

## To Order, Specify:

- 1) Product number, including:

## ① Edge Option:

- J** Edgeband
- F** Knife

## ② Flip Top Unit Cutout(s):

- N** None
- F** Center – single-sided/4 outlets, add \$43.24 list
- J** Center – single-sided/6 outlets, add \$43.24 list

## ③ Base Option (Flip/Non-Flip):

- H** Flip Top Table – Casters, add \$434.82 list
- F** Flip Top Table – Glides, add \$536.13 list
- C** Non-flip Top Table: Casters
- G** Non-flip Top Table: Glides, add \$101.31 list

- 2) Laminate surface color.
- 3) Edge trim color.
- 4) Base/Stretcher trim color.

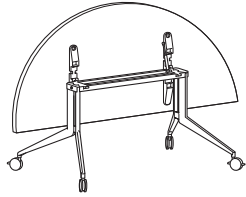
**Note:** \$59.46 upcharge list for Metallic and accent trim colors.

# Planes Collaborative Tables — Half Round — Laminate

Y-Leg Flip Top or Non-Flip Top Table

Depth	Width	Laminate Number	① ② ③			Laminate A		Laminate B	
			J	F	J	F	J	F	
<b>Flip Top Table</b>									
36"(914mm)	72"(1829mm)	TAHN-3672-L	S	Y	4	\$1967.75	\$2291.75	\$2093.68	\$2417.68
<b>Non-Flip Top Table</b>									
36"(914mm)	72"(1829mm)	TAHN-3672-L	S	Y	4	\$1967.75	\$2291.75	\$2093.68	\$2417.68

## Flip Top Table



## Non-Flip Top Table



TAHN

## Features

- Includes 1.18"(30mm) thick top, two Y-leg assemblies, stretcher and hardware.
- Standard table height is 29"(737mm) with 27.88"(708mm) knee clearance.
- Laminate top with knife edge or 3mm edgeband edges or wood veneer top with 3mm wood edgeband or knife edge.
- Base Options:
  - Flip Top Table with casters (H) or with glides (F).
  - Non-flip Top Table with casters (C) or with glides (G).
- Flip Top Table:
  - Table top flips from horizontal to vertical position via pneumatic assist mechanism activated by two finger pulls.
  - Tables nest when flipped to vertical position. Refer to Specification Guide for details.
- Base and stretcher are painted aluminum.
- Stretcher provides lay-in cable management.
- Optional Flip top unit electrical modules are separately specified. Refer to electrical components for appropriate product specification.
- Optional casters (two locking) or glides are field interchangeable.
- Casters have light platinum hub with graphite tread.
- Glides are light platinum with 0.5"(13mm) height adjustment.
- Depth and width shown in nominal dimensions.
- Ships unassembled.

## Specification Tips

- 3mm edgeband edge is recommended to allow a flat seam between tables.
- Width is meant to accommodate two 36"(914mm) tables.
- The following Planes products are separately specified:
  - Ganging clip
  - Flip top unit electrical modules
  - Grommets (field cut opening)
  - Vertical wire management
  - Y-leg Bumper

## To Order, Specify:

1) Product number, including:

### ① Edge Option:

- J** Edgeband
- F** Knife

### ② Flip Top Unit Cutout(s):

- N** None
- F** Center – single-sided/4 outlets, add **\$43.24** list
- J** Center – single-sided/6 outlets, add **\$43.24** list

### ③ Base Option (Flip/Non-Flip):

- H** Flip Top Table – Casters, add **\$434.82** list
- F** Flip Top Table – Glides, add **\$536.13** list
- C** Non-flip Top Table: Casters
- G** Non-flip Top Table: Glides, add **\$101.31** list

2) Laminate surface color.

3) Edge trim color.

4) Base/Stretcher trim color.

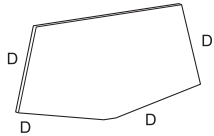
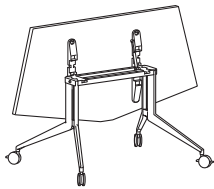
**Note:** **\$59.46** upcharge list for Metallic and accent trim colors.

# Planes Collaborative Tables — Polygon — Laminate

Y-Leg Flip Top or Non-Flip Top Table

Depth	Width	Laminate Number ① ② ③	Laminate A		Laminate B	
			J	F	J	F
<b>Flip Top Tables</b>						
30"(762mm)	60"(1524mm)	TACV-3060-L S Y 4	\$1624.46	\$1979.10	\$1715.14	\$2069.78
36"(914mm)	72"(1829mm)	TACV-3672-L S Y 4	1994.81	2481.71	2125.53	2612.43
<b>Non-Flip Top Tables</b>						
30"(762mm)	60"(1524mm)	TACV-3060-L S Y 4	\$1624.46	\$1979.10	\$1715.14	\$2069.78
36"(914mm)	72"(1829mm)	TACV-3672-L S Y 4	1994.81	2481.71	2125.53	2612.43

## Flip Top Table



## Features

- Includes 1.18"(30mm) thick top, two Y-leg assemblies, stretcher and hardware.
- Standard table height is 29"(737mm) with 27.88"(708mm) knee clearance.
- Laminate top with knife edge or 3mm edgeband edges or wood veneer top with 3mm wood edgeband or knife edge.
- Base Options:
  - Flip Top Table with casters (H) or with glides (F).
  - Non-flip Top Table with casters (C) or with glides (G).
- Flip Top Table:
  - Table top flips from horizontal to vertical position via pneumatic assist mechanism activated by two finger pulls.
  - Tables nest when flipped to vertical position. Refer to Specification Guide for details.
- Base and stretcher are painted aluminum.
- Stretcher provides lay-in cable management.
- Optional Flip top unit electrical modules are separately specified. Refer to electrical components for appropriate product specification.
- Optional casters (two locking) or glides are field interchangeable.
- Casters have light platinum hub with graphite tread.
- Glides are light platinum with 0.5"(13mm) height adjustment.
- Depth and width shown in nominal dimensions.
- Ships unassembled.

## To Order, Specify:

1) Product number, including:

### ① Edge Option:

- J** Edgeband
- F** Knife

### ② Flip Top Unit Cutout(s):

- N** None
- F** Center – single-sided/4 outlets, add \$43.24 list
- J** Center – single-sided/6 outlets, add \$43.24 list

### ③ Base Option (Flip/Non-Flip):

- H** Flip Top Table – Casters, add \$434.82 list
- F** Flip Top Table – Glides, add \$536.13 list
- C** Non-flip Top Table: Casters
- G** Non-flip Top Table: Glides, add \$101.31 list

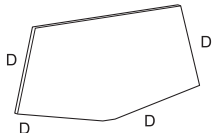
2) Laminate surface color.

3) Edge trim color.

4) Base/Stretcher trim color.

**Note:** \$59.46 upcharge list for Metallic and accent trim colors.

## Non-Flip Top Table



TACV

## Specification Tips

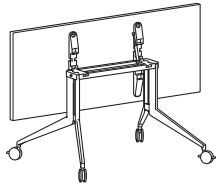
- 3mm edgeband edge is recommended to allow a flat seam between tables.
- Depth matches 30"(762mm) or 36"(914mm) deep rectangular tables.
- The following Planes products are separately specified:
  - Ganging clip
  - Flip top unit electrical modules
  - Grommets (field cut opening)
  - Vertical wire management
  - Y-leg Bumper

# Planes Collaborative Tables — Rectangular — Wood

Y-Leg Flip Top or Non-Flip Top Table

Depth	Width	Number	① ② ③			Wood Group A		Wood Group B	
			K	U		K	U		
<b>Flip Top Tables</b>									
30"(762mm)	60"(1524mm)	TARA-3060-W	S	Y	4	\$2101.89	\$2506.93	\$2134.59	\$2552.23
	66"(1676mm)	TARA-3066-W	S	Y	4	2236.54	2664.98	2275.76	2717.64
	72"(1829mm)	TARA-3072-W	S	Y	4	2371.19	2823.03	2416.93	2883.05
36"(914mm)	60"(1524mm)	TARA-3660-W	S	Y	4	\$2359.19	\$2787.63	\$2404.21	\$2846.09
	66"(1676mm)	TARA-3666-W	S	Y	4	2518.37	2970.21	2571.07	3037.19
	72"(1829mm)	TARA-3672-W	S	Y	4	2677.55	3152.79	2737.93	3228.29
<b>Non-Flip Top Tables</b>									
30"(762mm)	60"(1524mm)	TARA-3060-W	S	Y	4	\$2101.89	\$2506.93	\$2134.59	\$2552.23
	66"(1676mm)	TARA-3066-W	S	Y	4	2236.54	2664.98	2275.76	2717.64
	72"(1829mm)	TARA-3072-W	S	Y	4	2371.19	2823.03	2416.93	2883.05
36"(914mm)	60"(1524mm)	TARA-3660-W	S	Y	4	\$2359.19	\$2787.63	\$2404.21	\$2846.09
	66"(1676mm)	TARA-3666-W	S	Y	4	2518.37	2970.21	2571.07	3037.19
	72"(1829mm)	TARA-3672-W	S	Y	4	2677.55	3152.79	2737.93	3228.29
	78"(1981mm)	TARA-3678-W	S	Y	4	2836.73	3335.37	2904.79	3419.39
	84"(2134mm)	TARA-3684-W	S	Y	4	2995.91	3517.95	3071.65	3610.49
	90"(2286mm)	TARA-3690-W	S	Y	4	3155.09	3700.53	3238.51	3801.59
	96"(2438mm)	TARA-3696-W	S	Y	4	3314.27	3883.11	3405.37	3992.69

## Flip Top Table



## Non-Flip Top Table



TARA

## Features

- Includes 1.18"(30mm) thick top, two Y-leg assemblies, stretcher and hardware.
- Standard table height is 29"(737mm) with 27.88"(708mm) knee clearance.
- Wood veneer top with 3mm wood edgeband or knife wood edges.
- Base Options:
  - Flip Top Table with casters (H) or with glides (F).
  - Non-flip Top Table with casters (C) or with glides (G).
- Flip Top Table:
  - Table top flips from horizontal to vertical position via pneumatic assist mechanism activated by two finger pulls.
  - Tables nest when flipped to vertical position. Refer to Specification Guide for details.
- Base and stretcher are painted aluminum.
- Stretcher provides lay-in cable management.
- Optional Flip top unit electrical modules are separately specified. Refer to electrical components for appropriate product specification.
- Optional casters (two locking) or glides are field interchangeable.
- Casters have light platinum hub with graphite tread.
- Glides are light platinum with 0.5"(13mm) height adjustment.
- Depth and width shown in nominal dimensions.
- Ships unassembled.

## Specification Tips

- 3mm edgeband edge is recommended to allow a flat seam between tables; refer to Specification Guide.
- The following Planes products are separately specified:
  - Ganging clip
  - Flip top unit electrical modules
  - Grommets (field cut opening)
  - Vertical wire management
  - Y-leg Bumper

## To Order, Specify:

1) Product number, including:

### ① Wood Edge Option:

- K** Edgeband
- U** Knife

### ② Flip Top Unit Cutout(s):

- N** None
- F** Center – single-sided/4 outlets, add \$43.24 list
- J** Center – single-sided/6 outlets, add \$43.24 list

### ③ Base Options (Flip/Non-Flip):

- H** Flip Top Table – Casters, add \$434.82 list
- F** Flip Top Table – Glides, add \$536.13 list
- C** Non-flip Top Table: Casters
- G** Non-flip Top Table: Glides, add \$101.31 list

2) Wood finish color.

3) Base/Stretcher trim color.

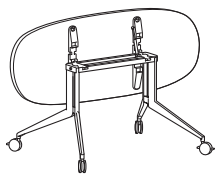
**Note:** \$59.46 upcharge (list) for Metallic and accent trim colors.

## Planes Collaborative Tables — Pebble — Wood

Y-Leg Flip Top or Non-Flip Top Table

Depth	Width	Number ① ② ③	Wood Group A		Wood Group B	
			K	U	K	U
<b>Flip Top Tables</b>						
30"(762mm)	60"(1524mm)	TARP-3060-W S Y 4	\$2101.89	\$2452.89	\$2134.59	\$2498.19
	66"(1676mm)	TARP-3066-W S Y 4	2236.54	2610.94	2275.76	2663.60
	72"(1829mm)	TARP-3072-W S Y 4	2371.19	2768.99	2416.93	2829.01
36"(914mm)	60"(1524mm)	TARP-3660-W S Y 4	\$2359.19	\$2733.59	\$2404.21	\$2792.05
	66"(1676mm)	TARP-3666-W S Y 4	2518.37	2916.17	2571.07	2983.15
	72"(1829mm)	TARP-3672-W S Y 4	2677.55	3098.75	2737.93	3174.25
<b>Non-Flip Top Tables</b>						
30"(762mm)	60"(1524mm)	TARP-3060-W S Y 4	\$2101.89	\$2452.89	\$2134.59	\$2498.19
	66"(1676mm)	TARP-3066-W S Y 4	2236.54	2610.94	2275.76	2663.60
	72"(1829mm)	TARP-3072-W S Y 4	2371.19	2768.99	2416.93	2829.01
36"(914mm)	60"(1524mm)	TARP-3660-W S Y 4	\$2359.19	\$2733.59	\$2404.21	\$2792.05
	66"(1676mm)	TARP-3666-W S Y 4	2518.37	2916.17	2571.07	2983.15
	72"(1829mm)	TARP-3672-W S Y 4	2677.55	3098.75	2737.93	3174.25
	78"(1981mm)	TARP-3678-W S Y 4	2836.73	3281.33	2904.79	3365.35
	84"(2134mm)	TARP-3684-W S Y 4	2995.91	3463.91	3071.65	3556.45
	90"(2286mm)	TARP-3690-W S Y 4	3155.09	3646.49	3238.51	3747.55
	96"(2438mm)	TARP-3696-W S Y 4	3314.27	3829.07	3405.37	3938.65

## Flip Top Table



## Non-Flip Top Table



TARP

## Features

- Includes 1.18" (30mm) thick top, two Y-leg assemblies, stretcher and hardware.
- Standard table height is 29" (737mm) with 27.88" (708mm) knee clearance.
- Wood veneer top with 3mm wood edgeband or knife wood edges.
- Base Options:
  - Flip Top Table with casters (H) or with glides (F).
  - Non-flip Top Table with casters (C) or with glides (G).
- Flip Top Table:
  - Table top flips from horizontal to vertical position via pneumatic assist mechanism activated by two finger pulls.
  - Tables nest when flipped to vertical position. Refer to Specification Guide for details.
- Underside of table top has matching wood veneer surface.
- Base and stretcher are painted aluminum.
- Stretcher provides lay-in cable management.
- Optional Flip top unit electrical modules are separately specified. Refer to electrical components for appropriate product specification.
- Optional casters (two locking) or glides are field interchangeable.
- Casters have light platinum hub with graphite tread.
- Glides are light platinum with 0.5" (13mm) height adjustment.
- Depth and width shown in nominal dimensions.
- Ships unassembled.

## Specification Tips

- The following Planes products are separately specified:
  - Ganging clip
  - Flip top unit electrical modules
  - Grommets (field cut opening)
  - Vertical wire management
  - Y-leg Bumper

## To Order, Specify:

- 1) Product number, including:

## ① Wood Edge Option:

- K** Edgeband
- U** Knife

## ② Flip Top Unit Cutout(s):

- N** None
- F** Center – single-sided/4 outlets, add \$43.24 list
- J** Center – single-sided/6 outlets, add \$43.24 list

## ③ Base Options (Flip/Non-Flip):

- H** Flip Top Table – Casters, add \$434.82 list
- F** Flip Top Table – Glides, add \$536.13 list
- C** Non-flip Top Table: Casters
- G** Non-flip Top Table: Glides, add \$101.31 list

- 2) Wood finish color.
- 3) Base/Stretcher trim color.

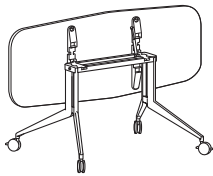
**Note:** \$59.46 upcharge (list) for Metallic and accent trim colors.

# Planes Collaborative Tables — Hexagon — Wood

Y-Leg Flip Top or Non-Flip Top Table

Depth	Width	Number ① ② ③	Wood Group A		Wood Group B	
			K	U	K	U
<b>Flip Top Tables</b>						
30"(762mm)	60"(1524mm)	TARX-3060-W S Y 4	\$2101.89	\$2506.93	\$2134.59	\$2552.23
	66"(1676mm)	TARX-3066-W S Y 4	2236.54	2664.98	2275.76	2717.64
	72"(1829mm)	TARX-3072-W S Y 4	2371.19	2823.03	2416.93	2883.05
36"(914mm)	60"(1524mm)	TARX-3660-W S Y 4	\$2359.19	\$2787.63	\$2404.21	\$2846.09
	66"(1676mm)	TARX-3666-W S Y 4	2518.37	2970.21	2571.07	3037.19
	72"(1829mm)	TARX-3672-W S Y 4	2677.55	3152.79	2737.93	3228.29
<b>Non-Flip Top Tables</b>						
30"(762mm)	60"(1524mm)	TARX-3060-W S Y 4	\$2101.89	\$2506.93	\$2134.59	\$2552.23
	66"(1676mm)	TARX-3066-W S Y 4	2236.54	2664.98	2275.76	2717.64
	72"(1829mm)	TARX-3072-W S Y 4	2371.19	2823.03	2416.93	2883.05
36"(914mm)	60"(1524mm)	TARX-3660-W S Y 4	\$2359.19	\$2787.63	\$2404.21	\$2846.09
	66"(1676mm)	TARX-3666-W S Y 4	2518.37	2970.21	2571.07	3037.19
	72"(1829mm)	TARX-3672-W S Y 4	2677.55	3152.79	2737.93	3228.29
	78"(1981mm)	TARX-3678-W S Y 4	2836.73	3335.37	2904.79	3419.39
	84"(2134mm)	TARX-3684-W S Y 4	2995.91	3517.95	3071.65	3610.49
	90"(2286mm)	TARX-3690-W S Y 4	3155.09	3700.53	3238.51	3801.59
	96"(2438mm)	TARX-3696-W S Y 4	3314.27	3883.11	3405.37	3992.69

### Flip Top Table



### Non-Flip Top Table



TARX

### Features

- Includes 1.18"(30mm) thick top, two Y-leg assemblies, stretcher and hardware.
- Standard table height is 29"(737mm) with 27.88"(708mm) knee clearance.
- Wood veneer top with 3mm wood edgeband or knife wood edges.
- Base Options:
  - Flip Top Table with casters (H) or with glides (F).
  - Non-flip Top Table with casters (C) or with glides (G).
- Flip Top Table:
  - Table top flips from horizontal to vertical position via pneumatic assist mechanism activated by two finger pulls.
  - Tables nest when flipped to vertical position. Refer to Specification Guide for details.
- Underside of table top has matching wood veneer surface.
- Base and stretcher are painted aluminum.
- Stretcher provides lay-in cable management.
- Optional Flip top unit electrical modules are separately specified. Refer to electrical components for appropriate product specification.
- Optional casters (two locking) or glides are field interchangeable.
- Casters have light platinum hub with graphite tread.
- Glides are light platinum with 0.5"(13mm) height adjustment.
- Depth and width shown in nominal dimensions.
- Ships unassembled.

### Specification Tips

- The following Planes products are separately specified:
  - Ganging clip
  - Flip top unit electrical modules
  - Grommets (field cut opening)
  - Vertical wire management
  - Y-leg Bumper

### To Order, Specify:

1) Product number, including:

#### ① Wood Edge Option:

- K** Edgeband
- U** Knife

#### ② Flip Top Unit Cutout(s):

- N** None
- F** Center – single-sided/4 outlets, add \$43.24 list
- J** Center – single-sided/6 outlets, add \$43.24 list

#### ③ Base Options (Flip/Non-Flip):

- H** Flip Top Table – Casters, add \$434.82 list
- F** Flip Top Table – Glides, add \$536.13 list
- C** Non-flip Top Table: Casters
- G** Non-flip Top Table: Glides, add \$101.31 list

2) Wood finish color.

3) Base/Stretcher trim color.

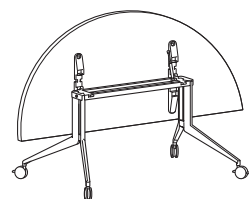
**Note:** \$59.46 upcharge (list) for Metallic and accent trim colors.



## Planes Collaborative Tables — Half Round — Wood

Y-Leg Flip Top or Non-Flip Top Table

Depth	Width	Number	Wood Group A		Wood Group B					
			①	②	③	K	U	K	U	
<b>Flip Top Tables</b>										
36"(914mm)	72"(1829mm)	TAHN-3672-W	S	Y	4		\$2644.97	\$3057.53	\$2702.30	\$3134.30
<b>Non-Flip Top Tables</b>										
36"(914mm)	72"(1829mm)	TAHN-3672-W	S	Y	4		\$2644.97	\$3057.53	\$2702.30	\$3134.30

**Flip Top Table****Non-Flip Top Table**

TAHN

**Features**

- Includes 1.18"(30mm) thick top, two Y-leg assemblies, stretcher and hardware.
- Standard table height is 29"(737mm) with 27.88"(708mm) knee clearance.
- Wood veneer top with 3mm wood edgeband or knife wood edges.
- Base Options:
  - Flip Top Table with casters (H) or with glides (F).
  - Non-flip Top Table with casters (C) or with glides (G).
- Flip Top Table:
  - Table top flips from horizontal to vertical position via pneumatic assist mechanism activated by two finger pulls.
  - Tables nest when flipped to vertical position. Refer to Specification Guide for details.
- Underside of table top has matching wood veneer surface.
- Base and stretcher are painted aluminum.
- Stretcher provides lay-in cable management.
- Optional Flip top unit electrical modules are separately specified. Refer to electrical components for appropriate product specification.
- Optional casters (two locking) or glides are field interchangeable.
- Casters have light platinum hub with graphite tread.
- Glides are light platinum with 0.5"(13mm) height adjustment.
- Depth and width shown in nominal dimensions.
- Ships unassembled.

**Specification Tips**

- 3mm edgeband edge is recommended to allow a flat seam between tables.
- Depth is meant to accommodate two 36"(914mm) deep rectangular tables.
- The following Planes products are separately specified:
  - Ganging clip
  - Grommets (field cut opening)
  - Flip top unit electrical modules
  - Vertical wire management
  - Y-leg Bumper

**To Order, Specify:**

1) Product number, including:

**① Edge Option:**

- K** Edgeband
- U** Knife

**② Flip Top Unit Cutout(s):**

- N** None
- F** Center – single-sided/4 outlets, add **\$43.24** list
- J** Center – single-sided/6 outlets, add **\$43.24** list

**③ Base Options (Flip/Non-Flip):**

- H** Flip Top Table – Casters, add **\$434.82** list
- F** Flip Top Table – Glides, add **\$536.13** list
- C** Non-flip Top Table: Casters
- G** Non-flip Top Table: Glides, add **\$101.31** list

2) Wood finish color.

3) Base/Stretcher trim color.

**Note:** \$59.46 upcharge (list) for Metallic and accent trim colors.

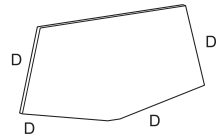
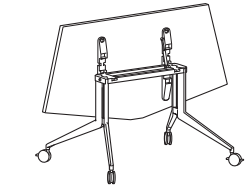


# Planes Collaborative Tables — Polygon — Wood

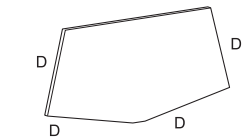
Y-Leg Flip Top or Non-Flip Top Table

Depth	Width	Number ① ② ③	Wood Group A		Wood Group B	
			K	U	K	U
<b>Flip Top Tables</b>						
30"(762mm)	60"(1524mm)	TACV-3060-W S Y 4	\$2148.80	\$2449.44	\$2184.25	\$2501.09
36"(914mm)	72"(1829mm)	TACV-3672-W S Y 4	2718.07	3127.22	2788.90	3221.37
<b>Non-Flip Top Tables</b>						
30"(762mm)	60"(1524mm)	TACV-3060-W S Y 4	\$2148.80	\$2449.44	\$2184.25	\$2501.09
36"(914mm)	72"(1829mm)	TACV-3672-W S Y 4	2718.07	3127.22	2788.90	3221.37

## Flip Top Table



## Non-Flip Top Table



TACV

## Features

- Includes 1.18"(30mm) thick top, two Y-leg assemblies, stretcher and hardware.
- Standard table height is 29"(737mm) with 27.88"(708mm) knee clearance.
- Wood veneer top with 3mm wood edgeband or knife wood edges.
- Base Options:
  - Flip Top Table with casters (H) or with glides (F).
  - Non-flip Top Table with casters (C) or with glides (G).
- Flip Top Table:
  - Table top flips from horizontal to vertical position via pneumatic assist mechanism activated by two finger pulls.
  - Tables nest when flipped to vertical position. Refer to Specification Guide for details.
- Underside of table top has matching wood veneer surface.
- Base and stretcher are painted aluminum.
- Stretcher provides lay-in cable management.
- Optional Flip top unit electrical modules are separately specified. Refer to electrical components for appropriate product specification.
- Optional casters (two locking) or glides are field interchangeable.
- Casters have light platinum hub with graphite tread.
- Glides are light platinum with 0.5"(13mm) height adjustment.
- Depth and width shown in nominal dimensions.
- Ships unassembled.

## Specification Tips

- 3mm edgeband edge is recommended to allow a flat seam between tables.
- Depth is meant to accommodate 30"(762mm) or 36"(914mm) deep rectangular tables.
- The following Planes products are separately specified:
  - Ganging clip
  - Grommets (field cut opening)
  - Flip top unit electrical modules
  - Vertical cable management
  - Y-leg Bumper

## To Order, Specify:

1) Product number, including:

### ① Edge Option:

- K** Edgeband
- U** Knife

### ② Flip Top Unit Cutout(s):

- N** None
- F** Center – single-sided/4 outlets, add \$43.24 list
- J** Center – single-sided/6 outlets, add \$43.24 list

### ③ Base Options (Flip/Non-Flip):

- H** Flip Top Table – Casters, add \$434.82 list
- F** Flip Top Table – Glides, add \$536.13 list
- C** Non-flip Top Table: Casters
- G** Non-flip Top Table: Glides, add \$101.31 list

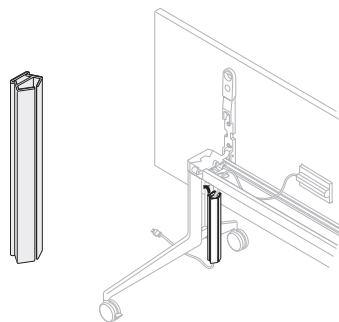
2) Wood finish color.

3) Base/Stretcher trim color.

**Note:** \$59.46 upcharge (list) for Metallic and accent trim colors.

## Planes Collaborative Tables — Accessories

	Width	Length	Number	Price
<b>Vertical Wire Management</b>	2"(51mm)	12"(305mm)	TA01-0212	\$57.91

**Features**

- Includes one plastic wire manager sleeve
- Standard in light platinum color
- Field installed

**To Order, Specify:**

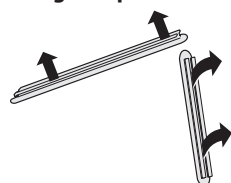
- 1) Product number  
(No color specification required.)

**Specification Tips**

- For use on the Y-leg assembly for flip top unit wire management
- Snaps into top portion of Y-leg assembly.

TA01-0212

	Description	Number	Price
<b>Y-Leg Bumper</b>	For use on 36"(914mm) deep top	TA01-0213	\$11.19
	For use on 30"(762mm) deep top	TA01-0214	11.19

TA01-0213  
TA01-0214**Feature**

- Includes 4 bumpers in light platinum.

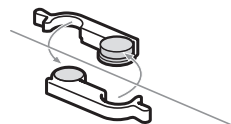
**To Order, Specify:**

- 1) Product number  
(No color specification required.)

**Specification Tip**

- Protects Y-leg tables when nested.

	Number	Price
<b>Ganging Mechanism</b>	TA01-0222	\$150.50

TA01-0222  
(one set)**Features**

- Includes four (two sets) ganging mechanisms and attachment hardware.
- Standard in black.
- Ganging Mechanism required for in-line powered Planes C-Leg and Y-Leg or Jive C-Leg and T-Leg Training Tables.
- Field installed.

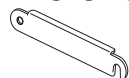
**To Order, Specify:**

- 1) Product number.  
(No finish specification required.)

**Specification Tip**

- Planes C-Leg Training Tables are drilled for ganging mechanisms.

	Number	Price
<b>Ganging Clip</b>	TA01-0001	\$59.64



TA01-0001

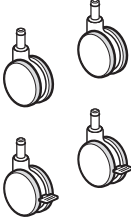
**Features**

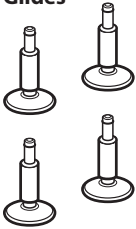
- Includes set of two ganging clips and installation hardware.
- Standard in black.

**To Order, Specify:**

- 1) Product number.  
(No finish specification required.)

## Planes Collaborative Tables — Accessories

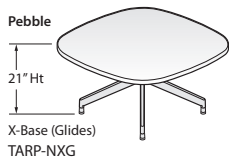
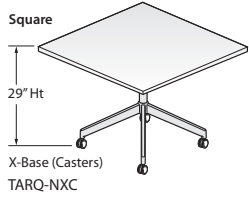
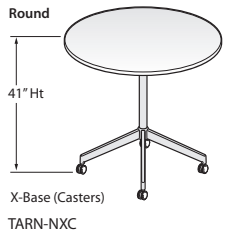
	Number	Price
<p><b>Casters</b></p>  <p>Hub Tread</p> <p>TA01-0216</p>	<p>TA01-0216</p> <p><b>Features</b></p> <ul style="list-style-type: none"> <li>Includes 4 casters; 2 locking, 2 non-locking.</li> <li>–Casters are available with: Light platinum or fog hub with graphite tread, or black hub with black tread.</li> </ul> <p><b>Specification Tip</b></p> <ul style="list-style-type: none"> <li>Casters are for use with Y-leg tables, carts and easels. Not designed for interior or perimeter leg conference tables.</li> </ul>	<p><b>To Order, Specify:</b></p> <ol style="list-style-type: none"> <li>Product number.</li> <li>Trim color for hub.</li> </ol>

	Number	Price
<p><b>Glides</b></p>  <p>Stem Base Disc</p> <p>TA01-0215</p>	<p>Painted Stem</p> <p>TA01-0215</p> <p><b>Features</b></p> <ul style="list-style-type: none"> <li>Includes 4 glides.</li> <li>Glides have 0.5”(13mm) height adjustment.</li> <li>Glides stems are either painted (specify paint trim color) or polished aluminum.</li> <li>Glide base disc is available in light platinum, fog or black (specify trim color).</li> </ul> <p><b>Specification Tip</b></p> <ul style="list-style-type: none"> <li>Glides are for use with Y-leg tables, carts and easels. Not designed for interior or perimeter leg conference tables.</li> </ul>	<p><b>To Order, Specify:</b></p> <ol style="list-style-type: none"> <li>Product number.</li> <li>Stem trim color (for painted Glide).</li> <li>Base Disc trim color.</li> </ol>

This page intentionally blank

# Planes Tables — X Base

Laminate or Wood



## Features

- Laminate top with knife edge or 3mm edgeband edges or wood veneer top with 3mm wood edgeband or knife edge. Edgeband tops are 3mm on user edge and 1mm on remaining edges.
- Includes 1.18"(30mm) thick standard top, base and hardware.
- Fixed table height options are 21"(533mm), 29"(737mm) and 41"(1041mm).
- Caster and glides are not interchangeable.
- Casters (two locking/two non-locking) are available with: Light platinum or fog hub with graphite tread, or black hub with black tread.
- Glides are graphite and provide 0.5"(13mm) glide adjustment.
- Ships unassembled.

## Specification Tips

- Base Sizes:  
 –30"(762mm) and 36"(914mm) tops include 27.25"(692mm) X-Base.  
 –42"(1067mm) and 48"(1219mm) tops include 33.75"(857mm) X-Base.

## To Order, Specify:

1) Product number, including:

### 1 Surface Options:

- L** Laminate
- W** Wood

### 2 Edge Options:

Laminate:

- J** Edgeband
- F** Knife

Wood:

- K** Edgeband
- U** Knife

### 3 Base:

- C** Caster
- G** Glide, add **\$89.34** list

### 4 Base Material:

- A** Painted
- B** Polished, add **\$364.84** list

- 2) Laminate surface color or Wood finish color.
- 3) Edge trim color (laminate only).
- 4) Base trim color (painted only).
- 5) Caster color.

**Note:** **\$59.46** upcharge list for Metallic and accent trim colors.

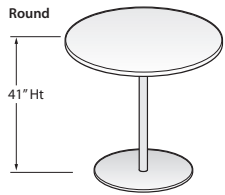
# Planes Tables — X Base

Laminate or Wood

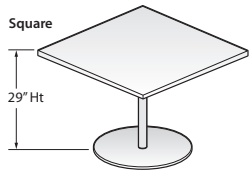
Height	Depth	Width	Number ① ② ③ ④	Laminate A		Laminate B		Wood Group A		Wood Group B		
				J	F	J	F	K	U	K	U	
<b>Round</b>												
21"(533mm)	30"(762mm)	30"(762mm)	TARN-3030- SNX 2	\$ 912.06	\$1166.87	\$1000.07	\$1254.88	\$1363.18	\$1622.19	\$1394.43	\$1673.00	
	36"(914mm)	36"(914mm)	TARN-3636- SNX 2	1090.29	1384.94	1197.66	1492.31	1623.13	2001.81	1670.62	2079.38	
	42"(1067mm)	42"(1067mm)	TARN-4242- SNX 2	1299.18	1633.67	1429.43	1763.92	1924.54	2449.22	1990.83	2558.31	
	48"(1219mm)	48"(1219mm)	TARN-4848- SNX 2	1538.73	1913.06	1695.38	2069.71	2267.41	2965.12	2355.06	3110.55	
29"(737mm)	30"(762mm)	30"(762mm)	TARN-3030- SNX 4	\$ 934.39	\$1189.20	\$1022.40	\$1277.21	\$1385.51	\$1644.52	\$1416.76	\$1695.33	
	36"(914mm)	36"(914mm)	TARN-3636- SNX 4	1112.62	1407.27	1219.99	1514.64	1645.46	2024.14	1692.95	2101.71	
	42"(1067mm)	42"(1067mm)	TARN-4242- SNX 4	1321.51	1656.00	1451.76	1786.25	1946.87	2471.55	2013.16	2580.64	
	48"(1219mm)	48"(1219mm)	TARN-4848- SNX 4	1561.06	1935.39	1717.71	2092.04	2289.74	2987.45	2377.39	3132.88	
41"(1041mm)	30"(762mm)	30"(762mm)	TARN-3030- SNX 7	\$ 956.75	\$1211.56	\$1044.76	\$1299.57	\$1407.87	\$1666.88	\$1439.12	\$1717.69	
	36"(914mm)	36"(914mm)	TARN-3636- SNX 7	1134.98	1429.63	1242.35	1537.00	1667.82	2046.50	1715.31	2124.07	
	42"(1067mm)	42"(1067mm)	TARN-4242- SNX 7	1343.87	1678.36	1474.12	1808.61	1969.23	2493.91	2035.52	2603.00	
	48"(1219mm)	48"(1219mm)	TARN-4848- SNX 7	1583.42	1957.75	1740.07	2114.40	2312.10	3009.81	2399.75	3155.24	
<b>Square</b>												
21"(533mm)	30"(762mm)	30"(762mm)	TARQ-3030- SNX 2	\$ 910.86	\$1156.07	\$ 998.87	\$1244.08	\$1363.18	\$1490.10	\$1394.43	\$1529.87	
	36"(914mm)	36"(914mm)	TARQ-3636- SNX 2	1088.85	1371.98	1196.22	1479.35	1623.13	1843.31	1670.62	1907.62	
	42"(1067mm)	42"(1067mm)	TARQ-4242- SNX 2	1297.50	1618.55	1427.75	1748.80	1924.54	2264.91	1990.83	2358.58	
	48"(1219mm)	48"(1219mm)	TARQ-4848- SNX 2	1536.81	1895.78	1693.46	2052.43	2267.41	2753.78	2355.06	2881.54	
29"(737mm)	30"(762mm)	30"(762mm)	TARQ-3030- SNX 4	\$ 933.19	\$1178.40	\$1021.20	\$1266.41	\$1385.51	\$1512.43	\$1416.76	\$1552.20	
	36"(914mm)	36"(914mm)	TARQ-3636- SNX 4	1111.18	1394.31	1218.55	1501.68	1645.46	1865.64	1692.95	1929.95	
	42"(1067mm)	42"(1067mm)	TARQ-4242- SNX 4	1319.83	1640.88	1450.08	1771.13	1946.87	2287.24	2013.16	2380.91	
	48"(1219mm)	48"(1219mm)	TARQ-4848- SNX 4	1559.14	1918.11	1715.79	2074.76	2289.74	2776.11	2377.39	2903.87	
41"(1041mm)	30"(762mm)	30"(762mm)	TARQ-3030- SNX 7	\$ 955.55	\$1200.76	\$1043.56	\$1288.77	\$1407.87	\$1534.79	\$1439.12	\$1574.56	
	36"(914mm)	36"(914mm)	TARQ-3636- SNX 7	1133.54	1416.67	1240.91	1524.04	1667.82	1888.00	1715.31	1952.31	
	42"(1067mm)	42"(1067mm)	TARQ-4242- SNX 7	1342.19	1663.24	1472.44	1793.49	1969.23	2309.60	2035.52	2403.27	
	48"(1219mm)	48"(1219mm)	TARQ-4848- SNX 7	1581.50	1940.47	1738.15	2097.12	2312.10	2798.47	2399.75	2926.23	
<b>Pebble</b>												
21"(533mm)	30"(762mm)	30"(762mm)	TARP-3030- SNX 2	\$ 910.86	\$1156.07	\$ 998.87	\$1244.08	\$1363.18	\$1490.10	\$1394.43	\$1529.87	
	36"(914mm)	36"(914mm)	TARP-3636- SNX 2	1088.85	1371.98	1196.22	1479.35	1623.13	1843.31	1670.62	1907.62	
	42"(1067mm)	42"(1067mm)	TARP-4242- SNX 2	1297.50	1618.55	1427.75	1748.80	1924.54	2264.91	1990.83	2358.58	
	48"(1219mm)	48"(1219mm)	TARP-4848- SNX 2	1536.81	1895.78	1693.46	2052.43	2267.41	2753.78	2355.06	2881.54	
29"(737mm)	30"(762mm)	30"(762mm)	TARP-3030- SNX 4	\$ 933.19	\$1178.40	\$1021.20	\$1266.41	\$1385.51	\$1512.43	\$1416.76	\$1552.20	
	36"(914mm)	36"(914mm)	TARP-3636- SNX 4	1111.18	1394.31	1218.55	1501.68	1645.46	1865.64	1692.95	1929.95	
	42"(1067mm)	42"(1067mm)	TARP-4242- SNX 4	1319.83	1640.88	1450.08	1771.13	1946.87	2287.24	2013.16	2380.91	
	48"(1219mm)	48"(1219mm)	TARP-4848- SNX 4	1559.14	1918.11	1715.79	2074.76	2289.74	2776.11	2377.39	2903.87	
41"(1041mm)	30"(762mm)	30"(762mm)	TARP-3030- SNX 7	\$ 955.55	\$1200.76	\$1043.56	\$1288.77	\$1407.87	\$1534.79	\$1439.12	\$1574.56	
	36"(914mm)	36"(914mm)	TARP-3636- SNX 7	1133.54	1416.67	1240.91	1524.04	1667.82	1888.00	1715.31	1952.31	
	42"(1067mm)	42"(1067mm)	TARP-4242- SNX 7	1342.19	1663.24	1472.44	1793.49	1969.23	2309.60	2035.52	2403.27	
	48"(1219mm)	48"(1219mm)	TARP-4848- SNX 7	1581.50	1940.47	1738.15	2097.12	2312.10	2798.47	2399.75	2926.23	

# Planes Tables — Disc Base

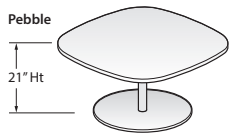
Laminate or Wood



TARN-NDN



TARQ-NDN



TARP-NDN

## Features

- Laminate top with knife edge or 3mm edgeband edges or wood veneer top with 3mm wood edgeband or knife edge.
- Includes 1.18" (30mm) thick standard top, base and hardware.
- Fixed table height options are 21" (533mm), 29" (737mm) and 41" (1041mm).
- Ships unassembled.

## Specification Tips

- Base Sizes:  
 –30" (762mm) and 36" (914mm) tops include 21" (533mm) disc base.  
 –42" (1067mm) and 48" (1219mm) tops include 27" (686mm) disc base.

## To Order, Specify:

- 1) Product number, including:

### ① Surface Options:

- L** Laminate
- W** Wood

### ② Edge Options:

Laminate:

- J** Edgeband
- F** Knife

Wood:

- K** Edgeband
- U** Knife

- 2) Laminate surface color or Wood finish color.
- 3) Edge trim color (laminated only).
- 4) Base trim color.

**Note:** \$59.46 upcharge list for Metallic and accent trim colors.

# Planes Tables — Disc Base

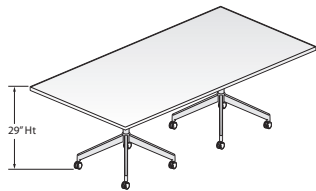
Laminate or Wood

Height	Depth	Width	Number ① ②	Laminate A		Laminate B		Wood Group A		Wood Group B		
				J	F	J	F	K	U	K	U	
<b>Round</b>												
21"(533mm)	30"(762mm)	30"(762mm)	TARN-3030-■ ■	SNDN2A	\$1151.81	\$1406.62	\$1239.82	\$1494.63	\$1602.93	\$1861.94	\$1634.18	\$1912.75
	36"(914mm)	36"(914mm)	TARN-3636-■ ■	SNDN2A	1330.04	1624.69	1437.41	1732.06	1862.88	2241.56	1910.37	2319.13
	42"(1067mm)	42"(1067mm)	TARN-4242-■ ■	SNDN2A	1538.93	1873.42	1669.18	2003.67	2164.29	2688.97	2230.58	2798.06
	48"(1219mm)	48"(1219mm)	TARN-4848-■ ■	SNDN2A	1778.48	2152.81	1935.13	2309.46	2507.16	3204.87	2594.81	3350.30
29"(737mm)	30"(762mm)	30"(762mm)	TARN-3030-■ ■	SNDN4A	\$1174.14	\$1428.95	\$1262.15	\$1516.96	\$1625.26	\$1884.27	\$1656.51	\$1935.08
	36"(914mm)	36"(914mm)	TARN-3636-■ ■	SNDN4A	1352.37	1647.02	1459.74	1754.39	1885.21	2263.89	1932.70	2341.46
	42"(1067mm)	42"(1067mm)	TARN-4242-■ ■	SNDN4A	1561.26	1895.75	1691.51	2026.00	2186.62	2711.30	2252.91	2820.39
	48"(1219mm)	48"(1219mm)	TARN-4848-■ ■	SNDN4A	1800.81	2175.14	1957.46	2331.79	2529.49	3227.20	2617.14	3372.63
41"(1041mm)	30"(762mm)	30"(762mm)	TARN-3030-■ ■	SNDN7A	\$1196.50	\$1451.31	\$1284.51	\$1539.32	\$1647.62	\$1906.63	\$1678.87	\$1957.44
	36"(914mm)	36"(914mm)	TARN-3636-■ ■	SNDN7A	1374.73	1669.38	1482.10	1776.75	1907.57	2286.25	1955.06	2363.82
	42"(1067mm)	42"(1067mm)	TARN-4242-■ ■	SNDN7A	1583.62	1918.11	1713.87	2048.36	2208.98	2733.66	2275.27	2842.75
	48"(1219mm)	48"(1219mm)	TARN-4848-■ ■	SNDN7A	1823.17	2197.50	1979.82	2354.15	2551.85	3249.56	2639.50	3394.99
<b>Square</b>												
21"(533mm)	30"(762mm)	30"(762mm)	TARQ-3030-■ ■	SNDN2A	\$1149.42	\$1394.63	\$1237.43	\$1482.64	\$1601.74	\$1728.66	\$1632.99	\$1768.43
	36"(914mm)	36"(914mm)	TARQ-3636-■ ■	SNDN2A	1327.41	1610.54	1434.78	1717.91	1861.69	2081.87	1909.18	2146.18
	42"(1067mm)	42"(1067mm)	TARQ-4242-■ ■	SNDN2A	1536.06	1857.11	1666.31	1987.36	2163.10	2503.47	2229.39	2597.14
	48"(1219mm)	48"(1219mm)	TARQ-4848-■ ■	SNDN2A	1775.37	2134.34	1932.02	2290.99	2505.97	2992.34	2593.62	3120.10
29"(737mm)	30"(762mm)	30"(762mm)	TARQ-3030-■ ■	SNDN4A	\$1171.75	\$1416.96	\$1259.76	\$1504.97	\$1624.07	\$1750.99	\$1655.32	\$1790.76
	36"(914mm)	36"(914mm)	TARQ-3636-■ ■	SNDN4A	1349.74	1632.87	1457.11	1740.24	1884.02	2104.20	1931.51	2168.51
	42"(1067mm)	42"(1067mm)	TARQ-4242-■ ■	SNDN4A	1558.39	1879.44	1688.64	2009.69	2185.43	2525.80	2251.72	2619.47
	48"(1219mm)	48"(1219mm)	TARQ-4848-■ ■	SNDN4A	1797.70	2156.67	1954.35	2313.32	2528.30	3014.67	2615.95	3142.43
41"(1041mm)	30"(762mm)	30"(762mm)	TARQ-3030-■ ■	SNDN7A	\$1194.11	\$1439.32	\$1282.12	\$1527.33	\$1646.43	\$1773.35	\$1677.68	\$1813.12
	36"(914mm)	36"(914mm)	TARQ-3636-■ ■	SNDN7A	1372.10	1655.23	1479.47	1762.60	1906.38	2126.56	1953.87	2190.87
	42"(1067mm)	42"(1067mm)	TARQ-4242-■ ■	SNDN7A	1580.75	1901.80	1711.00	2032.05	2207.79	2548.16	2274.08	2641.83
	48"(1219mm)	48"(1219mm)	TARQ-4848-■ ■	SNDN7A	1820.06	2179.03	1976.71	2335.68	2550.66	3037.03	2638.31	3164.79
<b>Pebble</b>												
21"(533mm)	30"(762mm)	30"(762mm)	TARP-3030-■ ■	SNDN2A	\$1150.61	\$1395.82	\$1238.62	\$1483.83	\$1602.93	\$1729.85	\$1634.18	\$1769.62
	36"(914mm)	36"(914mm)	TARP-3636-■ ■	SNDN2A	1328.60	1611.73	1435.97	1719.10	1862.88	2083.06	1910.37	2147.37
	42"(1067mm)	42"(1067mm)	TARP-4242-■ ■	SNDN2A	1537.25	1858.30	1667.50	1988.55	2164.29	2504.66	2230.58	2598.33
	48"(1219mm)	48"(1219mm)	TARP-4848-■ ■	SNDN2A	1776.56	2135.53	1933.21	2292.18	2507.16	2993.53	2594.81	3121.29
29"(737mm)	30"(762mm)	30"(762mm)	TARP-3030-■ ■	SNDN4A	\$1172.94	\$1418.15	\$1260.95	\$1506.16	\$1625.26	\$1752.18	\$1656.51	\$1791.95
	36"(914mm)	36"(914mm)	TARP-3636-■ ■	SNDN4A	1350.93	1634.06	1458.30	1741.43	1885.21	2105.39	1932.70	2169.70
	42"(1067mm)	42"(1067mm)	TARP-4242-■ ■	SNDN4A	1559.58	1880.63	1689.83	2010.88	2186.62	2526.99	2252.91	2620.66
	48"(1219mm)	48"(1219mm)	TARP-4848-■ ■	SNDN4A	1798.89	2157.86	1955.54	2314.51	2529.49	3015.86	2617.14	3143.62
41"(1041mm)	30"(762mm)	30"(762mm)	TARP-3030-■ ■	SNDN7A	\$1195.30	\$1440.51	\$1283.31	\$1528.52	\$1647.62	\$1774.54	\$1678.87	\$1814.31
	36"(914mm)	36"(914mm)	TARP-3636-■ ■	SNDN7A	1373.29	1656.42	1480.66	1763.79	1907.57	2127.75	1955.06	2192.06
	42"(1067mm)	42"(1067mm)	TARP-4242-■ ■	SNDN7A	1581.94	1902.99	1712.19	2033.24	2208.98	2549.35	2275.27	2643.02
	48"(1219mm)	48"(1219mm)	TARP-4848-■ ■	SNDN7A	1821.25	2180.22	1977.90	2336.87	2551.85	3038.22	2639.50	3165.98

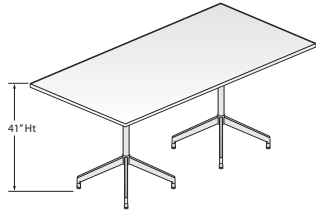


# Planes Tables — Dual X Base

Laminate or Wood – Rectangle



TARA-XC



TARA-XG

### Features

- Laminate top with knife edge or 3mm edgeband edges or wood veneer top with 3mm wood edgeband or knife edge. Edgeband tops are 3mm on user edge and 1mm on remaining edges.
- Includes 1.18”(30mm) thick standard top, bases and hardware.
- Fixed table height options are 29”(737mm) and 41”(1041mm).
- Casters (two locking/two non-locking) are available with: Light platinum or fog hub with graphite tread, or black hub with black tread.
- Glides available in graphite only and provide 0.5”(13mm) adjustment.
- Casters and glides are not interchangeable.
- Power modules are available for field installation; separately specified. Refer to Specification Guide.
- Ships unassembled.

### Specification Tips

- Cutouts are designed for single sided flip top units.
- The following Planes products are separately specified:
  - Power modules
  - Grommet (field cut opening)
  - Wire Management

### To Order, Specify:

1) Product number, including:

#### 1 Surface Options:

- L** Laminate
- W** Wood

#### 2 Edge Options:

Laminate:

- J** Edgeband
- F** Knife

Wood:

- K** Edgeband
- U** Knife

#### 3 Cutout:

- N** No Cutout
- F** Center, Single-Sided/4 outlets, add **\$43.24** list
- J** Center, Single-Sided/6 outlets, add **\$43.24** list

#### 4 Base:

- C** Caster
- G** Glide, add **\$178.69** list

#### 5 Base Material:

- A** Painted
- B** Polished, add **\$729.67** list

- 2) Laminate surface color or wood finish color.
- 3) Edge trim color (laminated only).
- 4) Base trim color.

**Note:** **\$59.46** upcharge list for Metallic and accent trim colors.

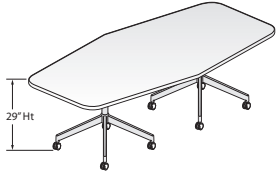
# Planes Tables — Dual X Base

Laminate or Wood – Rectangle

Height	Depth	Width	Number	① ② ③ ④ ⑤					Laminate A		Laminate B		Wood Group A		Wood Group B	
				J	F	J	F	K	U	K	U					
29"(737mm)	30"(762mm)	60"(1524mm)	TARA-3060-	S	X	4	\$1762.46	\$2106.07	\$1854.47	\$2198.08	\$2248.21	\$2663.82	\$2283.34	\$2711.55		
		66"(1676mm)	TARA-3066-	S	X	4	1846.28	2209.09	1947.34	2310.15	2386.79	2826.40	2428.86	2881.91		
		72"(1829mm)	TARA-3072-	S	X	4	1930.10	2312.11	2040.21	2422.22	2525.37	2988.98	2574.38	3052.27		
		78"(1981mm)	TARA-3078-	S	X	4	2013.92	2415.13	2133.08	2534.29	2663.95	3151.56	2719.90	3222.63		
		84"(2134mm)	TARA-3084-	S	X	4	2097.74	2518.15	2225.95	2646.36	2802.53	3314.14	2865.42	3392.99		
		90"(2286mm)	TARA-3090-	S	X	4	2181.56	2621.17	2318.82	2758.43	2941.11	3476.72	3010.94	3563.35		
		96"(2438mm)	TARA-3096-	S	X	4	2265.38	2724.19	2411.69	2870.50	3079.69	3639.30	3156.46	3733.71		
		36"(914mm)	60"(1524mm)	TARA-3660-	S	X	4	\$1926.38	\$2289.19	\$2036.49	\$2399.30	\$2512.89	\$2952.50	\$2561.06	\$3014.11	
			66"(1676mm)	TARA-3666-	S	X	4	2026.22	2408.23	2147.19	2529.20	2676.69	3140.30	2733.02	3210.91	
	72"(1829mm)		TARA-3672-	S	X	4	2126.06	2527.27	2257.89	2659.10	2840.49	3328.10	2904.98	3407.71		
	78"(1981mm)		TARA-3678-	S	X	4	2225.90	2646.31	2368.59	2789.00	3004.29	3515.90	3076.94	3604.51		
	84"(2134mm)		TARA-3684-	S	X	4	2325.74	2765.35	2479.29	2918.90	3168.09	3703.70	3248.90	3801.31		
	90"(2286mm)		TARA-3690-	S	X	4	2425.58	2884.39	2589.99	3048.80	3331.89	3891.50	3420.86	3998.11		
	96"(2438mm)		TARA-3696-	S	X	4	2525.42	3003.43	2700.69	3178.70	3495.69	4079.30	3592.82	4194.91		
	42"(1067mm)		60"(1524mm)	TARA-4260-	S	X	4	\$2090.30	\$2472.31	\$2218.51	\$2600.52	\$2777.57	\$3241.18	\$2838.78	\$3316.67	
			66"(1676mm)	TARA-4266-	S	X	4	2206.16	2607.37	2347.04	2748.25	2966.59	3454.20	3037.18	3539.91	
		72"(1829mm)	TARA-4272-	S	X	4	2322.02	2742.43	2475.57	2895.98	3155.61	3667.22	3235.58	3763.15		
		78"(1981mm)	TARA-4278-	S	X	4	2437.88	2877.49	2604.10	3043.71	3344.63	3880.24	3433.98	3986.39		
84"(2134mm)		TARA-4284-	S	X	4	2553.74	3012.55	2732.63	3191.44	3533.65	4093.26	3632.38	4209.63			
90"(2286mm)		TARA-4290-	S	X	4	2669.60	3147.61	2861.16	3339.17	3722.67	4306.28	3830.78	4432.87			
96"(2438mm)		TARA-4296-	S	X	4	2785.46	3282.67	2989.69	3486.90	3911.69	4519.30	4029.18	4656.11			
48"(1219mm)		60"(1524mm)	TARA-4860-	S	X	4	\$2254.22	\$2655.43	\$2400.53	\$2801.74	\$3042.25	\$3529.86	\$3116.50	\$3619.23		
		66"(1676mm)	TARA-4866-	S	X	4	2386.10	2806.51	2546.89	2967.30	3256.49	3768.10	3341.34	3868.91		
	72"(1829mm)	TARA-4872-	S	X	4	2517.98	2957.59	2693.25	3132.86	3470.73	4006.34	3566.18	4118.59			
	78"(1981mm)	TARA-4878-	S	X	4	2649.86	3108.67	2839.61	3298.42	3684.97	4244.58	3791.02	4368.27			
	84"(2134mm)	TARA-4884-	S	X	4	2781.74	3259.75	2985.97	3463.98	3899.21	4482.82	4015.86	4617.95			
	90"(2286mm)	TARA-4890-	S	X	4	2913.62	3410.83	3132.33	3629.54	4113.45	4721.06	4240.70	4867.63			
	96"(2438mm)	TARA-4896-	S	X	4	3045.50	3561.91	3278.69	3795.10	4327.69	4959.30	4465.54	5117.31			
	41"(1041mm)	30"(762mm)	60"(1524mm)	TARA-3060-	S	X	7	\$1851.81	\$2195.42	\$1943.82	\$2287.43	\$2337.56	\$2753.17	\$2372.69	\$2800.90	
			66"(1676mm)	TARA-3066-	S	X	7	1935.63	2298.44	2036.69	2399.50	2476.14	2915.75	2518.21	2971.26	
72"(1829mm)			TARA-3072-	S	X	7	2019.45	2401.46	2129.56	2511.57	2614.72	3078.33	2663.73	3141.62		
78"(1981mm)			TARA-3078-	S	X	7	2103.27	2504.48	2222.43	2623.64	2753.30	3240.91	2809.25	3311.98		
84"(2134mm)			TARA-3084-	S	X	7	2187.09	2607.50	2315.30	2735.71	2891.88	3403.49	2954.77	3482.34		
90"(2286mm)			TARA-3090-	S	X	7	2270.91	2710.52	2408.17	2847.78	3030.46	3566.07	3100.29	3652.70		
96"(2438mm)			TARA-3096-	S	X	7	2354.73	2813.54	2501.04	2959.85	3169.04	3728.65	3245.81	3823.06		
36"(914mm)			60"(1524mm)	TARA-3660-	S	X	7	\$2015.73	\$2378.54	\$2125.84	\$2488.65	\$2602.24	\$3041.85	\$2650.41	\$3103.46	
			66"(1676mm)	TARA-3666-	S	X	7	2115.57	2497.58	2236.54	2618.55	2766.04	3229.65	2822.37	3300.26	
		72"(1829mm)	TARA-3672-	S	X	7	2215.41	2616.62	2347.24	2748.45	2929.84	3417.45	2994.33	3497.06		
		78"(1981mm)	TARA-3678-	S	X	7	2315.25	2735.66	2457.94	2878.35	3093.64	3605.25	3166.29	3693.86		
		84"(2134mm)	TARA-3684-	S	X	7	2415.09	2854.70	2568.64	3008.25	3257.44	3793.05	3338.25	3890.66		
		90"(2286mm)	TARA-3690-	S	X	7	2514.93	2973.74	2679.34	3138.15	3421.24	3980.85	3510.21	4087.46		
		96"(2438mm)	TARA-3696-	S	X	7	2614.77	3092.78	2790.04	3268.05	3585.04	4168.65	3682.17	4284.26		
		42"(1067mm)	60"(1524mm)	TARA-4260-	S	X	7	\$2179.65	\$2561.66	\$2307.86	\$2689.87	\$2866.92	\$3330.53	\$2928.13	\$3406.02	
			66"(1676mm)	TARA-4266-	S	X	7	2295.51	2696.72	2436.39	2837.60	3055.94	3543.55	3126.53	3629.26	
72"(1829mm)			TARA-4272-	S	X	7	2411.37	2831.78	2564.92	2985.33	3244.96	3756.57	3324.93	3852.50		
78"(1981mm)			TARA-4278-	S	X	7	2527.23	2966.84	2693.45	3133.06	3433.98	3969.59	3523.33	4075.74		
84"(2134mm)			TARA-4284-	S	X	7	2643.09	3101.90	2821.98	3280.79	3623.00	4182.61	3721.73	4298.98		
90"(2286mm)			TARA-4290-	S	X	7	2758.95	3236.96	2950.51	3428.52	3812.02	4395.63	3920.13	4522.22		
96"(2438mm)			TARA-4296-	S	X	7	2874.81	3372.02	3079.04	3576.25	4001.04	4608.65	4118.53	4745.46		
48"(1219mm)			60"(1524mm)	TARA-4860-	S	X	7	\$2343.57	\$2744.78	\$2489.88	\$2891.09	\$3131.60	\$3619.21	\$3205.85	\$3708.58	
			66"(1676mm)	TARA-4866-	S	X	7	2475.45	2895.86	2636.24	3056.65	3345.84	3857.45	3430.69	3958.26	
		72"(1829mm)	TARA-4872-	S	X	7	2607.33	3046.94	2782.60	3222.21	3560.08	4095.69	3655.53	4207.94		
		78"(1981mm)	TARA-4878-	S	X	7	2739.21	3198.02	2928.96	3387.77	3774.32	4333.93	3880.37	4457.62		
		84"(2134mm)	TARA-4884-	S	X	7	2871.09	3349.10	3075.32	3553.33	3988.56	4572.17	4105.21	4707.30		
		90"(2286mm)	TARA-4890-	S	X	7	3002.97	3500.18	3221.68	3718.89	4202.80	4810.41	4330.05	4956.98		
		96"(2438mm)	TARA-4896-	S	X	7	3134.85	3651.26	3368.04	3884.45	4417.04	5048.65	4554.89	5206.66		

# Planes Tables — Dual X Base

Laminate or Wood – Hexagon



TARX-XC



TARX-XG

## Features

- Laminate top with knife edge or 3mm edgeband edges or wood veneer top with 3mm wood edgeband or knife edge. Edgeband tops are 3mm on user edge and 1mm on remaining edges.
- Includes 1.18"(30mm) thick standard top, bases and hardware.
- Fixed table height options are 29"(737mm) and 41"(1041mm).
- Casters (two locking/two non-locking) are available with: Light platinum or fog hub with graphite tread, or black hub with black tread.
- Glides available in graphite only and provide 0.5"(13mm) adjustment.
- Casters and glides are not interchangeable.
- Power modules are available for field installation; separately specified. Refer to Specification Guide.
- Ships unassembled.

## Specification Tips

- Cutouts are designed for single sided flip top units.
- The following Planes products are separately specified:
  - Power modules
  - Grommet (field cut opening)
  - Wire Management

## To Order, Specify:

1) Product number, including:

### 1 Surface Options:

- L** Laminate
- W** Wood

### 2 Edge Options:

Laminate:

- J** Edgeband
- F** Knife

Wood:

- K** Edgeband
- U** Knife

### 3 Cutout:

- N** No Cutout
- F** Center, Single-Sided/4 outlets, add **\$43.24** list
- J** Center, Single-Sided/6 outlets, add **\$43.24** list

### 4 Base:

- C** Caster
- G** Glide, add **\$178.69** list

### 5 Base Material:

- A** Painted
- B** Polished, add **\$729.67** list

- 2) Laminate surface color or wood finish color.
- 3) Edge trim color (laminated only).
- 4) Base trim color.

**Note:** **\$59.46** upcharge list for Metallic and accent trim colors.

# Planes Tables — Dual X Base

Laminate or Wood – Hexagon

Height	Depth	Width	Number	① ② ③ ④ ⑤					Laminate A		Laminate B		Wood Group A		Wood Group B	
				J	F	J	F	K	U	K	U					
29"(737mm)	30"(762mm)	60"(1524mm)	TARX-3060-	S	X	4	\$1814.85	\$2169.26	\$1906.86	\$2261.27	\$2284.40	\$2700.01	\$2319.53	\$2747.74		
		66"(1676mm)	TARX-3066-	S	X	4	1899.75	2274.08	2000.81	2375.14	2422.98	2862.59	2465.05	2918.10		
		72"(1829mm)	TARX-3072-	S	X	4	1984.65	2378.90	2094.76	2489.01	2561.56	3025.17	2610.57	3088.46		
		78"(1981mm)	TARX-3078-	S	X	4	2069.55	2483.72	2188.71	2602.88	2700.14	3187.75	2756.09	3258.82		
		84"(2134mm)	TARX-3084-	S	X	4	2154.45	2588.54	2282.66	2716.75	2838.72	3350.33	2901.61	3429.18		
		90"(2286mm)	TARX-3090-	S	X	4	2239.35	2693.36	2376.61	2830.62	2977.30	3512.91	3047.13	3599.54		
		96"(2438mm)	TARX-3096-	S	X	4	2324.25	2798.18	2470.56	2944.49	3115.88	3675.49	3192.65	3769.90		
36"(914mm)	60"(1524mm)	TARX-3660-	S	X	4	\$1979.85	\$2354.18	\$2089.96	\$2464.29	\$2549.08	\$2988.69	\$2597.25	\$3050.30			
		66"(1676mm)	TARX-3666-	S	X	4	2080.77	2475.02	2201.74	2595.99	2712.88	3176.49	2769.21	3247.10		
		72"(1829mm)	TARX-3672-	S	X	4	2181.69	2595.86	2313.52	2727.69	2876.68	3364.29	2941.17	3443.90		
		78"(1981mm)	TARX-3678-	S	X	4	2282.61	2716.70	2425.30	2859.39	3040.48	3552.09	3113.13	3640.70		
		84"(2134mm)	TARX-3684-	S	X	4	2383.53	2837.54	2537.08	2991.09	3204.28	3739.89	3285.09	3837.50		
		90"(2286mm)	TARX-3690-	S	X	4	2484.45	2958.38	2648.86	3122.79	3368.08	3927.69	3457.05	4034.30		
		96"(2438mm)	TARX-3696-	S	X	4	2585.37	3079.22	2760.64	3254.49	3531.88	4115.49	3629.01	4231.10		
42"(1067mm)	60"(1524mm)	TARX-4260-	S	X	4	\$2144.85	\$2539.10	\$2273.06	\$2667.31	\$2813.76	\$3277.37	\$2874.97	\$3352.86			
		66"(1676mm)	TARX-4266-	S	X	4	2261.79	2675.96	2402.67	2816.84	3002.78	3490.39	3073.37	3576.10		
		72"(1829mm)	TARX-4272-	S	X	4	2378.73	2812.82	2532.28	2966.37	3191.80	3703.41	3271.77	3799.34		
		78"(1981mm)	TARX-4278-	S	X	4	2495.67	2949.68	2661.89	3115.90	3380.82	3916.43	3470.17	4022.58		
		84"(2134mm)	TARX-4284-	S	X	4	2612.61	3086.54	2791.50	3265.43	3569.84	4129.45	3668.57	4245.82		
		90"(2286mm)	TARX-4290-	S	X	4	2729.55	3223.40	2921.11	3414.96	3758.86	4342.47	3866.97	4469.06		
		96"(2438mm)	TARX-4296-	S	X	4	2846.49	3360.26	3050.72	3564.49	3947.88	4555.49	4065.37	4692.30		
48"(1219mm)	60"(1524mm)	TARX-4860-	S	X	4	\$2309.85	\$2724.02	\$2456.16	\$2870.33	\$3078.44	\$3566.05	\$3152.69	\$3655.42			
		66"(1676mm)	TARX-4866-	S	X	4	2442.81	2876.90	2603.60	3037.69	3292.68	3804.29	3377.53	3905.10		
		72"(1829mm)	TARX-4872-	S	X	4	2575.77	3029.78	2751.04	3205.05	3506.92	4042.53	3602.37	4154.78		
		78"(1981mm)	TARX-4878-	S	X	4	2708.73	3182.66	2898.48	3372.41	3721.16	4280.77	3827.21	4404.46		
		84"(2134mm)	TARX-4884-	S	X	4	2841.69	3335.54	3045.92	3539.77	3935.40	4519.01	4052.05	4654.14		
		90"(2286mm)	TARX-4890-	S	X	4	2974.65	3488.42	3193.36	3707.13	4149.64	4757.25	4276.89	4903.82		
		96"(2438mm)	TARX-4896-	S	X	4	3107.61	3641.30	3340.80	3874.49	4363.88	4995.49	4501.73	5153.50		
41"(1041mm)	30"(762mm)	60"(1524mm)	TARX-3060-	S	X	7	\$1904.20	\$2258.61	\$1996.21	\$2350.62	\$2373.75	\$2789.36	\$2408.88	\$2837.09		
		66"(1676mm)	TARX-3066-	S	X	7	1989.10	2363.43	2090.16	2464.49	2512.33	2951.94	2554.40	3007.45		
		72"(1829mm)	TARX-3072-	S	X	7	2074.00	2468.25	2184.11	2578.36	2650.91	3114.52	2699.92	3177.81		
		78"(1981mm)	TARX-3078-	S	X	7	2158.90	2573.07	2278.06	2692.23	2789.49	3277.10	2845.44	3348.17		
		84"(2134mm)	TARX-3084-	S	X	7	2243.80	2677.89	2372.01	2806.10	2928.07	3439.68	2990.96	3518.53		
		90"(2286mm)	TARX-3090-	S	X	7	2328.70	2782.71	2465.96	2919.97	3066.65	3602.26	3136.48	3688.89		
		96"(2438mm)	TARX-3096-	S	X	7	2413.60	2887.53	2559.91	3033.84	3205.23	3764.84	3282.00	3859.25		
36"(914mm)	60"(1524mm)	TARX-3660-	S	X	7	\$2069.20	\$2443.53	\$2179.31	\$2553.64	\$2638.43	\$3078.04	\$2686.60	\$3139.65			
		66"(1676mm)	TARX-3666-	S	X	7	2170.12	2564.37	2291.09	2685.34	2802.23	3265.84	2858.56	3336.45		
		72"(1829mm)	TARX-3672-	S	X	7	2271.04	2685.21	2402.87	2817.04	2966.03	3453.64	3030.52	3533.25		
		78"(1981mm)	TARX-3678-	S	X	7	2371.96	2806.05	2514.65	2948.74	3129.83	3641.44	3202.48	3730.05		
		84"(2134mm)	TARX-3684-	S	X	7	2472.88	2926.89	2626.43	3080.44	3293.63	3829.24	3374.44	3926.85		
		90"(2286mm)	TARX-3690-	S	X	7	2573.80	3047.73	2738.21	3212.14	3457.43	4017.04	3546.40	4123.65		
		96"(2438mm)	TARX-3696-	S	X	7	2674.72	3168.57	2849.99	3343.84	3621.23	4204.84	3718.36	4320.45		
42"(1067mm)	60"(1524mm)	TARX-4260-	S	X	7	\$2234.20	\$2628.45	\$2362.41	\$2756.66	\$2903.11	\$3366.72	\$2964.32	\$3442.21			
		66"(1676mm)	TARX-4266-	S	X	7	2351.14	2765.31	2492.02	2906.19	3092.13	3579.74	3162.72	3665.45		
		72"(1829mm)	TARX-4272-	S	X	7	2468.08	2902.17	2621.63	3055.72	3281.15	3792.76	3361.12	3888.69		
		78"(1981mm)	TARX-4278-	S	X	7	2585.02	3039.03	2751.24	3205.25	3470.17	4005.78	3559.52	4111.93		
		84"(2134mm)	TARX-4284-	S	X	7	2701.96	3175.89	2880.85	3354.78	3659.19	4218.80	3757.92	4335.17		
		90"(2286mm)	TARX-4290-	S	X	7	2818.90	3312.75	3010.46	3504.31	3848.21	4431.82	3956.32	4558.41		
		96"(2438mm)	TARX-4296-	S	X	7	2935.84	3449.61	3140.07	3653.84	4037.23	4644.84	4154.72	4781.65		
48"(1219mm)	60"(1524mm)	TARX-4860-	S	X	7	\$2399.20	\$2813.37	\$2545.51	\$2959.68	\$3167.79	\$3655.40	\$3242.04	\$3744.77			
		66"(1676mm)	TARX-4866-	S	X	7	2532.16	2966.25	2692.95	3127.04	3382.03	3893.64	3466.88	3994.45		
		72"(1829mm)	TARX-4872-	S	X	7	2665.12	3119.13	2840.39	3294.40	3596.27	4131.88	3691.72	4244.13		
		78"(1981mm)	TARX-4878-	S	X	7	2798.08	3272.01	2987.83	3461.76	3810.51	4370.12	3916.56	4493.81		
		84"(2134mm)	TARX-4884-	S	X	7	2931.04	3424.89	3135.27	3629.12	4024.75	4608.36	4141.40	4743.49		
		90"(2286mm)	TARX-4890-	S	X	7	3064.00	3577.77	3282.71	3796.48	4238.99	4846.60	4366.24	4993.17		
		96"(2438mm)	TARX-4896-	S	X	7	3196.96	3730.65	3430.15	3963.84	4453.23	5084.84	4591.08	5242.85		

# Planes Tables — Dual X Base

Laminate or Wood – Pebble



TARP-XC



TARP-XG

## Features

- Laminate top with knife edge or 3mm edgeband edges or wood veneer top with 3mm wood edgeband or knife edge. Edgeband tops are 3mm on user edge and 1mm on remaining edges.
- Includes 1.18"(30mm) thick standard top, bases and hardware.
- Fixed table height options are 29"(737mm) and 41"(1041mm).
- Casters (two locking/two non-locking) are available with: Light platinum or fog hub with graphite tread, or black hub with black tread.
- Glides available in graphite only and provide 0.5"(13mm) adjustment.
- Casters and glides are not interchangeable.
- Power modules are available for field installation; separately specified. Refer to Specification Guide.
- Ships unassembled.

## Specification Tips

- Cutouts are designed for single sided flip top units.
- The following Planes products are separately specified:
  - Power modules
  - Grommet (field cut opening)
  - Wire Management

## To Order, Specify:

1) Product number, including:

### 1 Surface Options:

- L** Laminate
- W** Wood

### 2 Edge Options:

Laminate:

- J** Edgeband
- F** Knife

Wood:

- K** Edgeband
- U** Knife

### 3 Cutout:

- N** No Cutout
- F** Center, Single-Sided/4 outlets, add **\$43.24** list
- J** Center, Single-Sided/6 outlets, add **\$43.24** list

### 4 Base:

- C** Caster
- G** Glide, add **\$178.69** list

### 5 Base Material:

- A** Painted
- B** Polished, add **\$729.67** list

- 2) Laminate surface color or wood finish color.
- 3) Edge trim color (laminated only).
- 4) Base trim color.

**Note:** **\$59.46** upcharge list for Metallic and accent trim colors.

# Planes Tables — Dual X Base

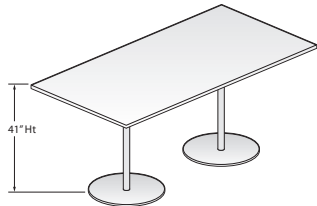
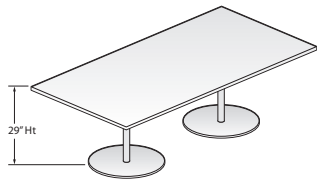
Laminate or Wood – Pebble

Height	Depth	Width	Number	① ② ③ ④ ⑤					Laminate A		Laminate B		Wood Group A		Wood Group B	
				J	F	J	F	K	U	K	U					
29"(737mm)	30"(762mm)	60"(1524mm)	TARP-3060-	S	X	4	\$1814.85	\$2113.65	\$1906.86	\$2205.66	\$2284.40	\$2644.40	\$2319.53	\$2692.13		
		66"(1676mm)	TARP-3066-	S	X	4	1899.75	2218.47	2000.81	2319.53	2422.98	2806.98	2465.05	2862.49		
		72"(1829mm)	TARP-3072-	S	X	4	1984.65	2323.29	2094.76	2433.40	2561.56	2969.56	2610.57	3032.85		
		78"(1981mm)	TARP-3078-	S	X	4	2069.55	2428.11	2188.71	2547.27	2700.14	3132.14	2756.09	3203.21		
		84"(2134mm)	TARP-3084-	S	X	4	2154.45	2532.93	2282.66	2661.14	2838.72	3294.72	2901.61	3373.57		
		90"(2286mm)	TARP-3090-	S	X	4	2239.35	2637.75	2376.61	2775.01	2977.30	3457.30	3047.13	3543.93		
		96"(2438mm)	TARP-3096-	S	X	4	2324.25	2742.57	2470.56	2888.88	3115.88	3619.88	3192.65	3714.29		
36"(914mm)	60"(1524mm)	TARP-3660-	S	X	4	\$1979.85	\$2298.57	\$2089.96	\$2408.68	\$2549.08	\$2933.08	\$2597.25	\$2994.69			
		66"(1676mm)	TARP-3666-	S	X	4	2080.77	2419.41	2201.74	2540.38	2712.88	3120.88	2769.21	3191.49		
		72"(1829mm)	TARP-3672-	S	X	4	2181.69	2540.25	2313.52	2672.08	2876.68	3308.68	2941.17	3388.29		
		78"(1981mm)	TARP-3678-	S	X	4	2282.61	2661.09	2425.30	2803.78	3040.48	3496.48	3113.13	3585.09		
		84"(2134mm)	TARP-3684-	S	X	4	2383.53	2781.93	2537.08	2935.48	3204.28	3684.28	3285.09	3781.89		
		90"(2286mm)	TARP-3690-	S	X	4	2484.45	2902.77	2648.86	3067.18	3368.08	3872.08	3457.05	3978.69		
		96"(2438mm)	TARP-3696-	S	X	4	2585.37	3023.61	2760.64	3198.88	3531.88	4059.88	3629.01	4175.49		
42"(1067mm)	60"(1524mm)	TARP-4260-	S	X	4	\$2144.85	\$2483.49	\$2273.06	\$2611.70	\$2813.76	\$3221.76	\$2874.97	\$3297.25			
		66"(1676mm)	TARP-4266-	S	X	4	2261.79	2620.35	2402.67	2761.23	3002.78	3434.78	3073.37	3520.49		
		72"(1829mm)	TARP-4272-	S	X	4	2378.73	2757.21	2532.28	2910.76	3191.80	3647.80	3271.77	3743.73		
		78"(1981mm)	TARP-4278-	S	X	4	2495.67	2894.07	2661.89	3060.29	3380.82	3860.82	3470.17	3966.97		
		84"(2134mm)	TARP-4284-	S	X	4	2612.61	3030.93	2791.50	3209.82	3569.84	4073.84	3668.57	4190.21		
		90"(2286mm)	TARP-4290-	S	X	4	2729.55	3167.79	2921.11	3359.35	3758.86	4286.86	3866.97	4413.45		
		96"(2438mm)	TARP-4296-	S	X	4	2846.49	3304.65	3050.72	3508.88	3947.88	4499.88	4065.37	4636.69		
48"(1219mm)	60"(1524mm)	TARP-4860-	S	X	4	\$2309.85	\$2668.41	\$2456.16	\$2814.72	\$3078.44	\$3510.44	\$3152.69	\$3599.81			
		66"(1676mm)	TARP-4866-	S	X	4	2442.81	2821.29	2603.60	2982.08	3292.68	3748.68	3377.53	3849.49		
		72"(1829mm)	TARP-4872-	S	X	4	2575.77	2974.17	2751.04	3149.44	3506.92	3986.92	3602.37	4099.17		
		78"(1981mm)	TARP-4878-	S	X	4	2708.73	3127.05	2898.48	3316.80	3721.16	4225.16	3827.21	4348.85		
		84"(2134mm)	TARP-4884-	S	X	4	2841.69	3279.93	3045.92	3484.16	3935.40	4463.40	4052.05	4598.53		
		90"(2286mm)	TARP-4890-	S	X	4	2974.65	3432.81	3193.36	3651.52	4149.64	4701.64	4276.89	4848.21		
		96"(2438mm)	TARP-4896-	S	X	4	3107.61	3585.69	3340.80	3818.88	4363.88	4939.88	4501.73	5097.89		
41"(1041mm)	30"(762mm)	60"(1524mm)	TARP-3060-	S	X	7	\$1904.20	\$2203.00	\$1996.21	\$2295.01	\$2373.75	\$2733.75	\$2408.88	\$2781.48		
		66"(1676mm)	TARP-3066-	S	X	7	1989.10	2307.82	2090.16	2408.88	2512.33	2896.33	2554.40	2951.84		
		72"(1829mm)	TARP-3072-	S	X	7	2074.00	2412.64	2184.11	2522.75	2650.91	3058.91	2699.92	3122.20		
		78"(1981mm)	TARP-3078-	S	X	7	2158.90	2517.46	2278.06	2636.62	2789.49	3221.49	2845.44	3292.56		
		84"(2134mm)	TARP-3084-	S	X	7	2243.80	2622.28	2372.01	2750.49	2928.07	3384.07	2990.96	3462.92		
		90"(2286mm)	TARP-3090-	S	X	7	2328.70	2727.10	2465.96	2864.36	3066.65	3546.65	3136.48	3633.28		
		96"(2438mm)	TARP-3096-	S	X	7	2413.60	2831.92	2559.91	2978.23	3205.23	3709.23	3282.00	3803.64		
36"(914mm)	60"(1524mm)	TARP-3660-	S	X	7	\$2069.20	\$2387.92	\$2179.31	\$2498.03	\$2638.43	\$3022.43	\$2686.60	\$3084.04			
		66"(1676mm)	TARP-3666-	S	X	7	2170.12	2508.76	2291.09	2629.73	2802.23	3210.23	2858.56	3280.84		
		72"(1829mm)	TARP-3672-	S	X	7	2271.04	2629.60	2402.87	2761.43	2966.03	3398.03	3030.52	3477.64		
		78"(1981mm)	TARP-3678-	S	X	7	2371.96	2750.44	2514.65	2893.13	3129.83	3585.83	3202.48	3674.44		
		84"(2134mm)	TARP-3684-	S	X	7	2472.88	2871.28	2626.43	3024.83	3293.63	3773.63	3374.44	3871.24		
		90"(2286mm)	TARP-3690-	S	X	7	2573.80	2992.12	2738.21	3156.53	3457.43	3961.43	3546.40	4068.04		
		96"(2438mm)	TARP-3696-	S	X	7	2674.72	3112.96	2849.99	3288.23	3621.23	4149.23	3718.36	4264.84		
42"(1067mm)	60"(1524mm)	TARP-4260-	S	X	7	\$2234.20	\$2572.84	\$2362.41	\$2701.05	\$2903.11	\$3311.11	\$2964.32	\$3386.60			
		66"(1676mm)	TARP-4266-	S	X	7	2351.14	2709.70	2492.02	2850.58	3092.13	3524.13	3162.72	3609.84		
		72"(1829mm)	TARP-4272-	S	X	7	2468.08	2846.56	2621.63	3000.11	3281.15	3737.15	3361.12	3833.08		
		78"(1981mm)	TARP-4278-	S	X	7	2585.02	2983.42	2751.24	3149.64	3470.17	3950.17	3559.52	4056.32		
		84"(2134mm)	TARP-4284-	S	X	7	2701.96	3120.28	2880.85	3299.17	3659.19	4163.19	3757.92	4279.56		
		90"(2286mm)	TARP-4290-	S	X	7	2818.90	3257.14	3010.46	3448.70	3848.21	4376.21	3956.32	4502.80		
		96"(2438mm)	TARP-4296-	S	X	7	2935.84	3394.00	3140.07	3598.23	4037.23	4589.23	4154.72	4726.04		
48"(1219mm)	60"(1524mm)	TARP-4860-	S	X	7	\$2399.20	\$2757.76	\$2545.51	\$2904.07	\$3167.79	\$3599.79	\$3242.04	\$3689.16			
		66"(1676mm)	TARP-4866-	S	X	7	2532.16	2910.64	2692.95	3071.43	3382.03	3838.03	3466.88	3938.84		
		72"(1829mm)	TARP-4872-	S	X	7	2665.12	3063.52	2840.39	3238.79	3596.27	4076.27	3691.72	4188.52		
		78"(1981mm)	TARP-4878-	S	X	7	2798.08	3216.40	2987.83	3406.15	3810.51	4314.51	3916.56	4438.20		
		84"(2134mm)	TARP-4884-	S	X	7	2931.04	3369.28	3135.27	3573.51	4024.75	4552.75	4141.40	4687.88		
		90"(2286mm)	TARP-4890-	S	X	7	3064.00	3522.16	3282.71	3740.87	4238.99	4790.99	4366.24	4937.56		
		96"(2438mm)	TARP-4896-	S	X	7	3196.96	3675.04	3430.15	3908.23	4453.23	5029.23	4591.08	5187.24		



# Planes Tables — Dual Disc Base

Laminate or Wood – Rectangle



TARA-D

## Features

- Laminate top with knife edge or 3mm edgeband edges or wood veneer top with 3mm wood edgeband or knife edge. Edgeband tops are 3mm on user edge and 1mm on remaining edges.
- Includes 1.18"(30mm) thick standard top, bases and hardware.
- Fixed table height options are 29"(737mm) and 41"(1041mm).
- Power modules are available for field installation; separately specified. Refer to Specification Guide.
- Ships unassembled.

## Specification Tips

- Cutouts are designed for single sided flip top units.
- The following Planes products are separately specified:
  - Power modules
  - Grommet (field cut opening)
  - Wire Management

## To Order, Specify:

1) Product number, including:

### 1 Surface Options:

- L** Laminate
- W** Wood

### 2 Edge Options:

Laminate:

- J** Edgeband
- F** Knife

Wood:

- K** Edgeband
- U** Knife

### 3 Cutout:

- N** No Cutout
- F** Center, Single-Sided/4 outlets, add **\$43.24** list
- J** Center, Single-Sided/6 outlets, add **\$43.24** list

2) Laminate surface color or wood finish color.

3) Edge trim color (laminated only).

4) Base trim color.

**Note:** **\$59.46** upcharge list for Metallic and accent trim colors.

# Planes Tables — Dual Disc Base

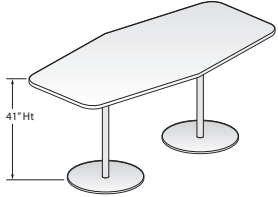
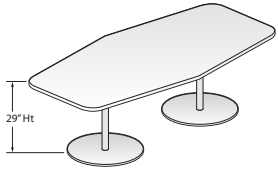
Laminate or Wood – Rectangle

Height	Depth	Width	Number ① ② ③	Laminate A		Laminate B		Wood Group A		Wood Group B	
				J	F	J	F	K	U	K	U
29"(737mm)	30"(762mm)	60"(1524mm)	TARA-3060- S DN4A	\$2710.37	\$3053.98	\$2802.38	\$3145.99	\$3196.12	\$3611.73	\$3231.25	\$3659.46
		66"(1676mm)	TARA-3066- S DN4A	2794.19	3157.00	2895.25	3258.06	3334.70	3774.31	3376.77	3829.82
		72"(1829mm)	TARA-3072- S DN4A	2878.01	3260.02	2988.12	3370.13	3473.28	3936.89	3522.29	4000.18
		78"(1981mm)	TARA-3078- S DN4A	2961.83	3363.04	3080.99	3482.20	3611.86	4099.47	3667.81	4170.54
		84"(2134mm)	TARA-3084- S DN4A	3045.65	3466.06	3173.86	3594.27	3750.44	4262.05	3813.33	4340.90
		90"(2286mm)	TARA-3090- S DN4A	3129.47	3569.08	3266.73	3706.34	3889.02	4424.63	3958.85	4511.26
	36"(914mm)	60"(1524mm)	TARA-3096- S DN4A	3213.29	3672.10	3359.60	3818.41	4027.60	4587.21	4104.37	4681.62
		66"(1676mm)	TARA-3660- S DN4A	\$2874.29	\$3237.10	\$2984.40	\$3347.21	\$3460.80	\$3900.41	\$3508.97	\$3962.02
		72"(1829mm)	TARA-3666- S DN4A	2974.13	3356.14	3095.10	3477.11	3624.60	4088.21	3680.93	4158.82
		78"(1981mm)	TARA-3672- S DN4A	3073.97	3475.18	3205.80	3607.01	3788.40	4276.01	3852.89	4355.62
		84"(2134mm)	TARA-3678- S DN4A	3173.81	3594.22	3316.50	3736.91	3952.20	4463.81	4024.85	4552.42
		90"(2286mm)	TARA-3684- S DN4A	3273.65	3713.26	3427.20	3866.81	4116.00	4651.61	4196.81	4749.22
	42"(1067mm)	60"(1524mm)	TARA-3690- S DN4A	3373.49	3832.30	3537.90	3996.71	4279.80	4839.41	4368.77	4946.02
		66"(1676mm)	TARA-3696- S DN4A	3473.33	3951.34	3648.60	4126.61	4443.60	5027.21	4540.73	5142.82
		72"(1829mm)	TARA-4260- S DN4A	\$3038.21	\$3420.22	\$3166.42	\$3548.43	\$3725.48	\$4189.09	\$3786.69	\$4264.58
		78"(1981mm)	TARA-4266- S DN4A	3154.07	3555.28	3294.95	3696.16	3914.50	4402.11	3985.09	4487.82
		84"(2134mm)	TARA-4272- S DN4A	3269.93	3690.34	3423.48	3843.89	4103.52	4615.13	4183.49	4711.06
		90"(2286mm)	TARA-4278- S DN4A	3385.79	3825.40	3552.01	3991.62	4292.54	4828.15	4381.89	4934.30
48"(1219mm)	60"(1524mm)	TARA-4284- S DN4A	3501.65	3960.46	3680.54	4139.35	4481.56	5041.17	4580.29	5157.54	
	66"(1676mm)	TARA-4290- S DN4A	3617.51	4095.52	3809.07	4287.08	4670.58	5254.19	4778.69	5380.78	
	72"(1829mm)	TARA-4296- S DN4A	3733.37	4230.58	3937.60	4434.81	4859.60	5467.21	4977.09	5604.02	
	78"(1981mm)	TARA-4860- S DN4A	\$3202.13	\$3603.34	\$3348.44	\$3749.65	\$3990.16	\$4477.77	\$4064.41	\$4567.14	
	84"(2134mm)	TARA-4866- S DN4A	3334.01	3754.42	3494.80	3915.21	4204.40	4716.01	4289.25	4816.82	
	90"(2286mm)	TARA-4872- S DN4A	3465.89	3905.50	3641.16	4080.77	4418.64	4954.25	4514.09	5066.50	
41"(1041mm)	30"(762mm)	60"(1524mm)	TARA-4878- S DN4A	3597.77	4056.58	3787.52	4246.33	4632.88	5192.49	4738.93	5316.18
		66"(1676mm)	TARA-4884- S DN4A	3729.65	4207.66	3933.88	4411.89	4847.12	5430.73	4963.77	5565.86
		72"(1829mm)	TARA-4890- S DN4A	3861.53	4358.74	4080.24	4577.45	5061.36	5668.97	5188.61	5815.54
		78"(1981mm)	TARA-4896- S DN4A	3993.41	4509.82	4226.60	4743.01	5275.60	5907.21	5413.45	6065.22
		84"(2134mm)	TARA-3060- S DN7A	\$2799.72	\$3143.33	\$2891.73	\$3235.34	\$3285.47	\$3701.08	\$3320.60	\$3748.81
		90"(2286mm)	TARA-3066- S DN7A	2883.54	3246.35	2984.60	3347.41	3424.05	3863.66	3466.12	3919.17
	36"(914mm)	60"(1524mm)	TARA-3072- S DN7A	2967.36	3349.37	3077.47	3459.48	3562.63	4026.24	3611.64	4089.53
		66"(1676mm)	TARA-3078- S DN7A	3051.18	3452.39	3170.34	3571.55	3701.21	4188.82	3757.16	4259.89
		72"(1829mm)	TARA-3084- S DN7A	3135.00	3555.41	3263.21	3683.62	3839.79	4351.40	3902.68	4430.25
		78"(1981mm)	TARA-3090- S DN7A	3218.82	3658.43	3356.08	3795.69	3978.37	4513.98	4048.20	4600.61
		84"(2134mm)	TARA-3096- S DN7A	3302.64	3761.45	3448.95	3907.76	4116.95	4676.56	4193.72	4770.97
		90"(2286mm)	TARA-3660- S DN7A	\$2963.64	\$3326.45	\$3073.75	\$3436.56	\$3550.15	\$3989.76	\$3598.32	\$4051.37
	42"(1067mm)	60"(1524mm)	TARA-3666- S DN7A	3063.48	3445.49	3184.45	3566.46	3713.95	4177.56	3770.28	4248.17
		66"(1676mm)	TARA-3672- S DN7A	3163.32	3564.53	3295.15	3696.36	3877.75	4365.36	3942.24	4444.97
		72"(1829mm)	TARA-3678- S DN7A	3263.16	3683.57	3405.85	3826.26	4041.55	4553.16	4114.20	4641.77
		78"(1981mm)	TARA-3684- S DN7A	3363.00	3802.61	3516.55	3956.16	4205.35	4740.96	4286.16	4838.57
		84"(2134mm)	TARA-3690- S DN7A	3462.84	3921.65	3627.25	4086.06	4369.15	4928.76	4458.12	5035.37
		90"(2286mm)	TARA-3696- S DN7A	3562.68	4040.69	3737.95	4215.96	4532.95	5116.56	4630.08	5232.17
48"(1219mm)	60"(1524mm)	TARA-4260- S DN7A	\$3127.56	\$3509.57	\$3255.77	\$3637.78	\$3814.83	\$4278.44	\$3876.04	\$4353.93	
	66"(1676mm)	TARA-4266- S DN7A	3243.42	3644.63	3384.30	3785.51	4003.85	4491.46	4074.44	4577.17	
	72"(1829mm)	TARA-4272- S DN7A	3359.28	3779.69	3512.83	3933.24	4192.87	4704.48	4272.84	4800.41	
	78"(1981mm)	TARA-4278- S DN7A	3475.14	3914.75	3641.36	4080.97	4381.89	4917.50	4471.24	5023.65	
	84"(2134mm)	TARA-4284- S DN7A	3591.00	4049.81	3769.89	4228.70	4570.91	5130.52	4669.64	5246.89	
	90"(2286mm)	TARA-4290- S DN7A	3706.86	4184.87	3898.42	4376.43	4759.93	5343.54	4868.04	5470.13	
48"(1219mm)	60"(1524mm)	TARA-4296- S DN7A	3822.72	4319.93	4026.95	4524.16	4948.95	5556.56	5066.44	5693.37	
	66"(1676mm)	TARA-4860- S DN7A	\$3291.48	\$3692.69	\$3437.79	\$3839.00	\$4079.51	\$4567.12	\$4153.76	\$4656.49	
	72"(1829mm)	TARA-4866- S DN7A	3423.36	3843.77	3584.15	4004.56	4293.75	4805.36	4378.60	4906.17	
	78"(1981mm)	TARA-4872- S DN7A	3555.24	3994.85	3730.51	4170.12	4507.99	5043.60	4603.44	5155.85	
	84"(2134mm)	TARA-4878- S DN7A	3687.12	4145.93	3876.87	4335.68	4722.23	5281.84	4828.28	5405.53	
	90"(2286mm)	TARA-4884- S DN7A	3819.00	4297.01	4023.23	4501.24	4936.47	5520.08	5053.12	5655.21	
48"(1219mm)	60"(1524mm)	TARA-4890- S DN7A	3950.88	4448.09	4169.59	4666.80	5150.71	5758.32	5277.96	5904.89	
	66"(1676mm)	TARA-4896- S DN7A	4082.76	4599.17	4315.95	4832.36	5364.95	5996.56	5502.80	6154.57	



# Planes Tables — Dual Disc Base

Laminate or Wood – Hexagon



TARX-D

### Features

- Laminate top with knife edge or 3mm edgeband edges or wood veneer top with 3mm wood edgeband or knife edge. Edgeband tops are 3mm on user edge and 1mm on remaining edges.
- Includes 1.18”(30mm) thick standard top, bases and hardware.
- Fixed table height options are 29”(737mm) and 41”(1041mm).
- Power modules are available for field installation; separately specified. Refer to Specification Guide.
- Ships unassembled.

### Specification Tips

- Cutouts are designed for single sided flip top units.
- The following Planes products are separately specified:
  - Power modules
  - Grommet (field cut opening)
  - Wire Management

### To Order, Specify:

1) Product number, including:

#### ① Surface Options:

- L** Laminate
- W** Wood

#### ② Edge Options:

Laminate:

- J** Edgeband
- F** Knife

Wood:

- K** Edgeband
- U** Knife

#### ③ Cutout:

- N** No Cutout
- F** Center, Single-Sided/4 outlets, add **\$43.24** list
- J** Center, Single-Sided/6 outlets, add **\$43.24** list

- 2) Laminate surface color or wood finish color.
- 3) Edge trim color (laminated only).
- 4) Base trim color.

**Note:** **\$59.46** upcharge list for Metallic and accent trim colors.

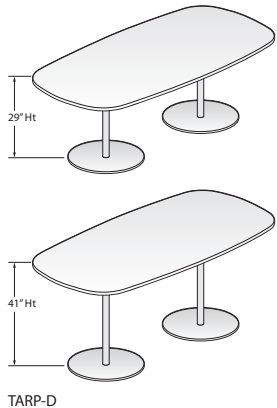
# Planes Tables — Dual Disc Base

Laminate or Wood – Hexagon

Height	Depth	Width	Number ① ② ③	Laminate A		Laminate B		Wood Group A		Wood Group B				
				J	F	J	F	K	U	K	U			
29"(737mm)	30"(762mm)	60"(1524mm)	TARX-3060-	S	DN4A	\$2762.76	\$3117.17	\$2854.77	\$3209.18	\$3232.31	\$3647.92	\$3267.44	\$3695.65	
		66"(1676mm)	TARX-3066-	S	DN4A	2847.66	3221.99	2948.72	3323.05	3370.89	3810.50	3412.96	3866.01	
		72"(1829mm)	TARX-3072-	S	DN4A	2932.56	3326.81	3042.67	3436.92	3509.47	3973.08	3558.48	4036.37	
		78"(1981mm)	TARX-3078-	S	DN4A	3017.46	3431.63	3136.62	3550.79	3648.05	4135.66	3704.00	4206.73	
		84"(2134mm)	TARX-3084-	S	DN4A	3102.36	3536.45	3230.57	3664.66	3786.63	4298.24	3849.52	4377.09	
		90"(2286mm)	TARX-3090-	S	DN4A	3187.26	3641.27	3324.52	3778.53	3925.21	4460.82	3995.04	4547.45	
		96"(2438mm)	TARX-3096-	S	DN4A	3272.16	3746.09	3418.47	3892.40	4063.79	4623.40	4140.56	4717.81	
		36"(914mm)	60"(1524mm)	TARX-3660-	S	DN4A	\$2927.76	\$3302.09	\$3037.87	\$3412.20	\$3496.99	\$3936.60	\$3545.16	\$3998.21
			66"(1676mm)	TARX-3666-	S	DN4A	3028.68	3422.93	3149.65	3543.90	3660.79	4124.40	3717.12	4195.01
			72"(1829mm)	TARX-3672-	S	DN4A	3129.60	3543.77	3261.43	3675.60	3824.59	4312.20	3889.08	4391.81
78"(1981mm)	TARX-3678-		S	DN4A	3230.52	3664.61	3373.21	3807.30	3988.39	4500.00	4061.04	4588.61		
84"(2134mm)	TARX-3684-		S	DN4A	3331.44	3785.45	3484.99	3939.00	4152.19	4687.80	4233.00	4785.41		
90"(2286mm)	TARX-3690-		S	DN4A	3432.36	3906.29	3596.77	4070.70	4315.99	4875.60	4404.96	4982.21		
42"(1067mm)	60"(1524mm)	TARX-4260-	S	DN4A	\$3092.76	\$3487.01	\$3220.97	\$3615.22	\$3761.67	\$4225.28	\$3822.88	\$4300.77		
	66"(1676mm)	TARX-4266-	S	DN4A	3209.70	3623.87	3350.58	3764.75	3950.69	4438.30	4021.28	4524.01		
	72"(1829mm)	TARX-4272-	S	DN4A	3326.64	3760.73	3480.19	3914.28	4139.71	4651.32	4219.68	4747.25		
	78"(1981mm)	TARX-4278-	S	DN4A	3443.58	3897.59	3609.80	4063.81	4328.73	4864.34	4418.08	4970.49		
	84"(2134mm)	TARX-4284-	S	DN4A	3560.52	4034.45	3739.41	4213.34	4517.75	5077.36	4616.48	5193.73		
	90"(2286mm)	TARX-4290-	S	DN4A	3677.46	4171.31	3869.02	4362.87	4706.77	5290.38	4814.88	5416.97		
48"(1219mm)	60"(1524mm)	TARX-4296-	S	DN4A	3794.40	4308.17	3998.63	4512.40	4895.79	5503.40	5013.28	5640.21		
	60"(1524mm)	TARX-4860-	S	DN4A	\$3257.76	\$3671.93	\$3404.07	\$3818.24	\$4026.35	\$4513.96	\$4100.60	\$4603.33		
	66"(1676mm)	TARX-4866-	S	DN4A	3390.72	3824.81	3551.51	3985.60	4240.59	4752.20	4325.44	4853.01		
	72"(1829mm)	TARX-4872-	S	DN4A	3523.68	3977.69	3698.95	4152.96	4454.83	4990.44	4550.28	5102.69		
	78"(1981mm)	TARX-4878-	S	DN4A	3656.64	4130.57	3846.39	4320.32	4669.07	5228.68	4775.12	5352.37		
	84"(2134mm)	TARX-4884-	S	DN4A	3789.60	4283.45	3993.83	4487.68	4883.31	5466.92	4999.96	5602.05		
41"(1041mm)	30"(762mm)	60"(1524mm)	TARX-3060-	S	DN7A	\$2852.11	\$3206.52	\$2944.12	\$3298.53	\$3321.66	\$3737.27	\$3356.79	\$3785.00	
		66"(1676mm)	TARX-3066-	S	DN7A	2937.01	3311.34	3038.07	3412.40	3460.24	3899.85	3502.31	3955.36	
		72"(1829mm)	TARX-3072-	S	DN7A	3021.91	3416.16	3132.02	3526.27	3598.82	4062.43	3647.83	4125.72	
		78"(1981mm)	TARX-3078-	S	DN7A	3106.81	3520.98	3225.97	3640.14	3737.40	4225.01	3793.35	4296.08	
		84"(2134mm)	TARX-3084-	S	DN7A	3191.71	3625.80	3319.92	3754.01	3875.98	4387.59	3938.87	4466.44	
		90"(2286mm)	TARX-3090-	S	DN7A	3276.61	3730.62	3413.87	3867.88	4014.56	4550.17	4084.39	4636.80	
36"(914mm)	60"(1524mm)	TARX-3096-	S	DN7A	3361.51	3835.44	3507.82	3981.75	4153.14	4712.75	4229.91	4807.16		
	60"(1524mm)	TARX-3660-	S	DN7A	\$3017.11	\$3391.44	\$3127.22	\$3501.55	\$3586.34	\$4025.95	\$3634.51	\$4087.56		
	66"(1676mm)	TARX-3666-	S	DN7A	3118.03	3512.28	3239.00	3633.25	3750.14	4213.75	3806.47	4284.36		
	72"(1829mm)	TARX-3672-	S	DN7A	3218.95	3633.12	3350.78	3764.95	3913.94	4401.55	3978.43	4481.16		
	78"(1981mm)	TARX-3678-	S	DN7A	3319.87	3753.96	3462.56	3896.65	4077.74	4589.35	4150.39	4677.96		
	84"(2134mm)	TARX-3684-	S	DN7A	3420.79	3874.80	3574.34	4028.35	4241.54	4777.15	4322.35	4874.76		
42"(1067mm)	60"(1524mm)	TARX-3690-	S	DN7A	3521.71	3995.64	3686.12	4160.05	4405.34	4964.95	4494.31	5071.56		
	60"(1524mm)	TARX-3696-	S	DN7A	3622.63	4116.48	3797.90	4291.75	4569.14	5152.75	4666.27	5268.36		
	60"(1524mm)	TARX-4260-	S	DN7A	\$3182.11	\$3576.36	\$3310.32	\$3704.57	\$3851.02	\$4314.63	\$3912.23	\$4390.12		
	66"(1676mm)	TARX-4266-	S	DN7A	3299.05	3713.22	3439.93	3854.10	4040.04	4527.65	4110.63	4613.36		
	72"(1829mm)	TARX-4272-	S	DN7A	3415.99	3850.08	3569.54	4003.63	4229.06	4740.67	4309.03	4836.60		
	78"(1981mm)	TARX-4278-	S	DN7A	3532.93	3986.94	3699.15	4153.16	4418.08	4953.69	4507.43	5059.84		
48"(1219mm)	84"(2134mm)	TARX-4284-	S	DN7A	3649.87	4123.80	3828.76	4302.69	4607.10	5166.71	4705.83	5283.08		
	90"(2286mm)	TARX-4290-	S	DN7A	3766.81	4260.66	3958.37	4452.22	4796.12	5379.73	4904.23	5506.32		
	96"(2438mm)	TARX-4296-	S	DN7A	3883.75	4397.52	4087.98	4601.75	4985.14	5592.75	5102.63	5729.56		
	60"(1524mm)	TARX-4860-	S	DN7A	\$3347.11	\$3761.28	\$3493.42	\$3907.59	\$4115.70	\$4603.31	\$4189.95	\$4692.68		
	66"(1676mm)	TARX-4866-	S	DN7A	3480.07	3914.16	3640.86	4074.95	4329.94	4841.55	4414.79	4942.36		
	72"(1829mm)	TARX-4872-	S	DN7A	3613.03	4067.04	3788.30	4242.31	4544.18	5079.79	4639.63	5192.04		
41"(1041mm)	30"(762mm)	78"(1981mm)	TARX-4878-	S	DN7A	3745.99	4219.92	3935.74	4409.67	4758.42	5318.03	4864.47	5441.72	
		84"(2134mm)	TARX-4884-	S	DN7A	3878.95	4372.80	4083.18	4577.03	4972.66	5556.27	5089.31	5691.40	
		90"(2286mm)	TARX-4890-	S	DN7A	4011.91	4525.68	4230.62	4744.39	5186.90	5794.51	5314.15	5941.08	
		96"(2438mm)	TARX-4896-	S	DN7A	4144.87	4678.56	4378.06	4911.75	5401.14	6032.75	5538.99	6190.76	

# Planes Tables — Dual Disc Base

Laminate or Wood – Pebble



## Features

- Laminate top with knife edge or 3mm edgeband edges or wood veneer top with 3mm wood edgeband or knife edge. Edgeband tops are 3mm on user edge and 1mm on remaining edges.
- Includes 1.18”(30mm) thick standard top, bases and hardware.
- Fixed table height options are 29”(737mm) and 41”(1041mm).
- Power modules are available for field installation; separately specified. Refer to Specification Guide.
- Ships unassembled.

## Specification Tips

- Cutouts are designed for single sided flip top units.
- The following Planes products are separately specified:
  - Power modules
  - Grommet (field cut opening)
  - Wire Management

## To Order, Specify:

1) Product number, including:

### ① Surface Options:

- L** Laminate
- W** Wood

### ② Edge Options:

Laminate:

- J** Edgeband
- F** Knife

Wood:

- K** Edgeband
- U** Knife

### ③ Cutout:

- N** No Cutout
- F** Center, Single-Sided/4 outlets, add **\$43.24** list
- J** Center, Single-Sided/6 outlets, add **\$43.24** list

2) Laminate surface color or wood finish color.

3) Edge trim color (laminated only).

4) Base trim color.

**Note:** **\$59.46** upcharge list for Metallic and accent trim colors.

# Planes Tables — Dual Disc Base

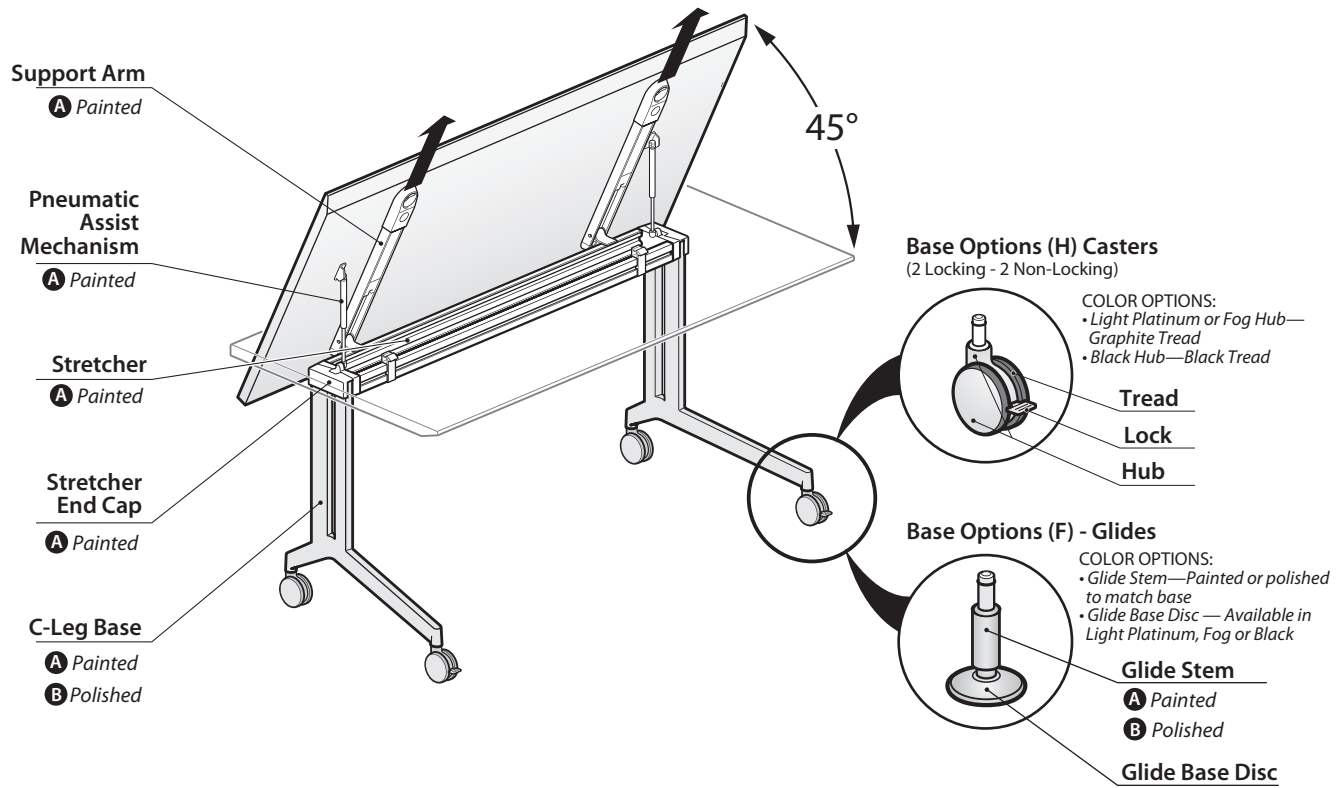
Laminate or Wood – Pebble

Height	Depth	Width	Number ① ② ③	Laminate A		Laminate B		Wood Group A		Wood Group B	
				J	F	J	F	K	U	K	U
29"(737mm)	30"(762mm)	60"(1524mm)	TARP-3060-■ ■ S DN4A	\$2762.76	\$3061.56	\$2854.77	\$3153.57	\$3232.31	\$3592.31	\$3267.44	\$3640.04
		66"(1676mm)	TARP-3066-■ ■ S DN4A	2847.66	3166.38	2948.72	3267.44	3370.89	3754.89	3412.96	3810.40
		72"(1829mm)	TARP-3072-■ ■ S DN4A	2932.56	3271.20	3042.67	3381.31	3509.47	3917.47	3558.48	3980.76
		78"(1981mm)	TARP-3078-■ ■ S DN4A	3017.46	3376.02	3136.62	3495.18	3648.05	4080.05	3704.00	4151.12
		84"(2134mm)	TARP-3084-■ ■ S DN4A	3102.36	3480.84	3230.57	3609.05	3786.63	4242.63	3849.52	4321.48
		90"(2286mm)	TARP-3090-■ ■ S DN4A	3187.26	3585.66	3324.52	3722.92	3925.21	4405.21	3995.04	4491.84
	36"(914mm)	60"(1524mm)	TARP-3096-■ ■ S DN4A	3272.16	3690.48	3418.47	3836.79	4063.79	4567.79	4140.56	4662.20
		66"(1676mm)	TARP-3660-■ ■ S DN4A	\$2927.76	\$3246.48	\$3037.87	\$3356.59	\$3496.99	\$3880.99	\$3545.16	\$3942.60
		72"(1829mm)	TARP-3666-■ ■ S DN4A	3028.68	3367.32	3149.65	3488.29	3660.79	4068.79	3717.12	4139.40
		78"(1981mm)	TARP-3672-■ ■ S DN4A	3129.60	3488.16	3261.43	3619.99	3824.59	4256.59	3889.08	4336.20
		84"(2134mm)	TARP-3678-■ ■ S DN4A	3230.52	3609.00	3373.21	3751.69	3988.39	4444.39	4061.04	4533.00
		90"(2286mm)	TARP-3684-■ ■ S DN4A	3331.44	3729.84	3484.99	3883.39	4152.19	4632.19	4233.00	4729.80
42"(1067mm)	30"(762mm)	60"(1524mm)	TARP-3690-■ ■ S DN4A	3432.36	3850.68	3596.77	4015.09	4315.99	4819.99	4404.96	4926.60
		66"(1676mm)	TARP-3696-■ ■ S DN4A	3533.28	3971.52	3708.55	4146.79	4479.79	5007.79	4576.92	5123.40
		72"(1829mm)	TARP-4260-■ ■ S DN4A	\$3092.76	\$3431.40	\$3220.97	\$3559.61	\$3761.67	\$4169.67	\$3822.88	\$4245.16
		78"(1981mm)	TARP-4266-■ ■ S DN4A	3209.70	3568.26	3350.58	3709.14	3950.69	4382.69	4021.28	4468.40
		84"(2134mm)	TARP-4272-■ ■ S DN4A	3326.64	3705.12	3480.19	3858.67	4139.71	4595.71	4219.68	4691.64
		90"(2286mm)	TARP-4278-■ ■ S DN4A	3443.58	3841.98	3609.80	4008.20	4328.73	4808.73	4418.08	4914.88
	48"(1219mm)	60"(1524mm)	TARP-4284-■ ■ S DN4A	3560.52	3978.84	3739.41	4157.73	4517.75	5021.75	4616.48	5138.12
		66"(1676mm)	TARP-4290-■ ■ S DN4A	3677.46	4115.70	3869.02	4307.26	4706.77	5234.77	4814.88	5361.36
		72"(1829mm)	TARP-4296-■ ■ S DN4A	3794.40	4252.56	3998.63	4456.79	4895.79	5447.79	5013.28	5584.60
		78"(1981mm)	TARP-4860-■ ■ S DN4A	\$3257.76	\$3616.32	\$3404.07	\$3762.63	\$4026.35	\$4458.35	\$4100.60	\$4547.72
		84"(2134mm)	TARP-4866-■ ■ S DN4A	3390.72	3769.20	3551.51	3929.99	4240.59	4696.59	4325.44	4797.40
		90"(2286mm)	TARP-4872-■ ■ S DN4A	3523.68	3922.08	3698.95	4097.35	4454.83	4934.83	4550.28	5047.08
41"(1041mm)	30"(762mm)	60"(1524mm)	TARP-4878-■ ■ S DN4A	3656.64	4074.96	3846.39	4264.71	4669.07	5173.07	4775.12	5296.76
		66"(1676mm)	TARP-4884-■ ■ S DN4A	3789.60	4227.84	3993.83	4432.07	4883.31	5411.31	4999.96	5546.44
		72"(1829mm)	TARP-4890-■ ■ S DN4A	3922.56	4380.72	4141.27	4599.43	5097.55	5649.55	5224.80	5796.12
		78"(1981mm)	TARP-4896-■ ■ S DN4A	4055.52	4533.60	4288.71	4766.79	5311.79	5887.79	5449.64	6045.80
		84"(2134mm)	TARP-3060-■ ■ S DN7A	\$2852.11	\$3150.91	\$2944.12	\$3242.92	\$3321.66	\$3681.66	\$3356.79	\$3729.39
		90"(2286mm)	TARP-3066-■ ■ S DN7A	2937.01	3255.73	3038.07	3356.79	3460.24	3844.24	3502.31	3899.75
	36"(914mm)	60"(1524mm)	TARP-3072-■ ■ S DN7A	3021.91	3360.55	3132.02	3470.66	3598.82	4006.82	3647.83	4070.11
		66"(1676mm)	TARP-3078-■ ■ S DN7A	3106.81	3465.37	3225.97	3584.53	3737.40	4169.40	3793.35	4240.47
		72"(1829mm)	TARP-3084-■ ■ S DN7A	3191.71	3570.19	3319.92	3698.40	3875.98	4331.98	3938.87	4410.83
		78"(1981mm)	TARP-3090-■ ■ S DN7A	3276.61	3675.01	3413.87	3812.27	4014.56	4494.56	4084.39	4581.19
		84"(2134mm)	TARP-3096-■ ■ S DN7A	3361.51	3779.83	3507.82	3926.14	4153.14	4657.14	4229.91	4751.55
		90"(2286mm)	TARP-3660-■ ■ S DN7A	\$3017.11	\$3335.83	\$3127.22	\$3445.94	\$3586.34	\$3970.34	\$3634.51	\$4031.95
48"(1219mm)	30"(762mm)	60"(1524mm)	TARP-3666-■ ■ S DN7A	3118.03	3456.67	3239.00	3577.64	3750.14	4158.14	3806.47	4228.75
		66"(1676mm)	TARP-3672-■ ■ S DN7A	3218.95	3577.51	3350.78	3709.34	3913.94	4345.94	3978.43	4425.55
		72"(1829mm)	TARP-3678-■ ■ S DN7A	3319.87	3698.35	3462.56	3841.04	4077.74	4533.74	4150.39	4622.35
		78"(1981mm)	TARP-3684-■ ■ S DN7A	3420.79	3819.19	3574.34	3972.74	4241.54	4721.54	4322.35	4819.15
		84"(2134mm)	TARP-3690-■ ■ S DN7A	3521.71	3940.03	3686.12	4104.44	4405.34	4909.34	4494.31	5015.95
		90"(2286mm)	TARP-3696-■ ■ S DN7A	3622.63	4060.87	3797.90	4236.14	4569.14	5097.14	4666.27	5212.75
	42"(1067mm)	60"(1524mm)	TARP-4260-■ ■ S DN7A	\$3182.11	\$3520.75	\$3310.32	\$3648.96	\$3851.02	\$4259.02	\$3912.23	\$4334.51
		66"(1676mm)	TARP-4266-■ ■ S DN7A	3299.05	3657.61	3439.93	3798.49	4040.04	4472.04	4110.63	4557.75
		72"(1829mm)	TARP-4272-■ ■ S DN7A	3415.99	3794.47	3569.54	3948.02	4229.06	4685.06	4309.03	4780.99
		78"(1981mm)	TARP-4278-■ ■ S DN7A	3532.93	3931.33	3699.15	4097.55	4418.08	4898.08	4507.43	5004.23
		84"(2134mm)	TARP-4284-■ ■ S DN7A	3649.87	4068.19	3828.76	4247.08	4607.10	5111.10	4705.83	5227.47
		90"(2286mm)	TARP-4290-■ ■ S DN7A	3766.81	4205.05	3958.37	4396.61	4796.12	5324.12	4904.23	5450.71
48"(1219mm)	60"(1524mm)	TARP-4296-■ ■ S DN7A	3883.75	4341.91	4087.98	4546.14	4985.14	5537.14	5102.63	5673.95	
	66"(1676mm)	TARP-4860-■ ■ S DN7A	\$3347.11	\$3705.67	\$3493.42	\$3851.98	\$4115.70	\$4547.70	\$4189.95	\$4637.07	
	72"(1829mm)	TARP-4866-■ ■ S DN7A	3480.07	3858.55	3640.86	4019.34	4329.94	4785.94	4414.79	4886.75	
	78"(1981mm)	TARP-4872-■ ■ S DN7A	3613.03	4011.43	3788.30	4186.70	4544.18	5024.18	4639.63	5136.43	
	84"(2134mm)	TARP-4878-■ ■ S DN7A	3745.99	4164.31	3935.74	4354.06	4758.42	5262.42	4864.47	5386.11	
	90"(2286mm)	TARP-4884-■ ■ S DN7A	3878.95	4317.19	4083.18	4521.42	4972.66	5500.66	5089.31	5635.79	
48"(1219mm)	60"(1524mm)	TARP-4890-■ ■ S DN7A	4011.91	4470.07	4230.62	4688.78	5186.90	5738.90	5314.15	5885.47	
	66"(1676mm)	TARP-4896-■ ■ S DN7A	4144.87	4622.95	4378.06	4856.14	5401.14	5977.14	5538.99	6135.15	

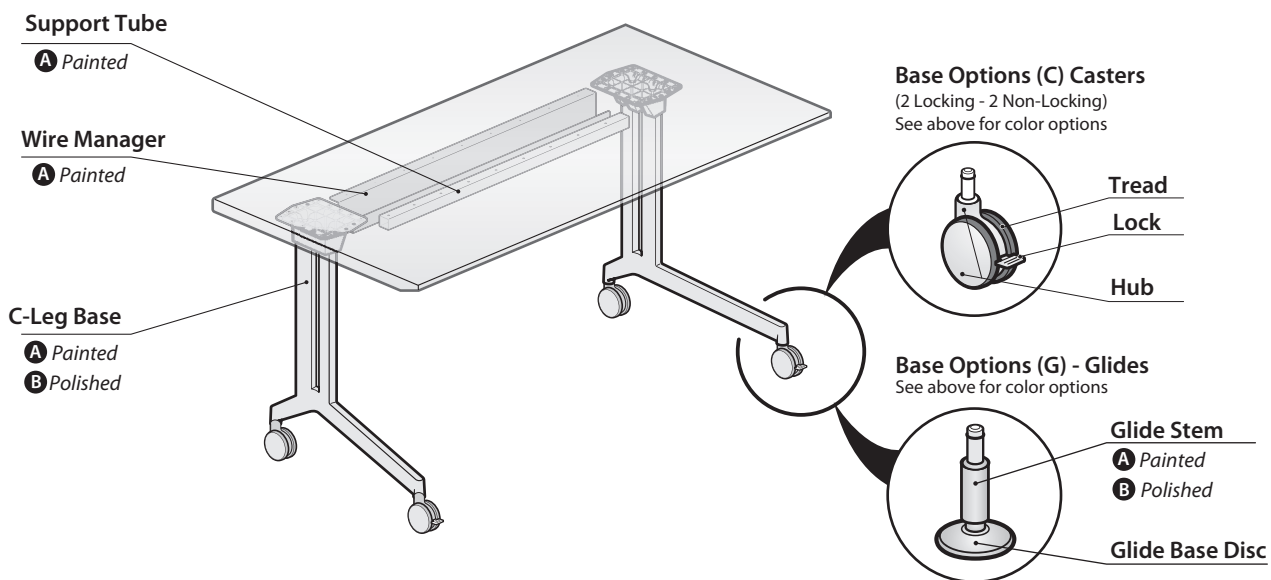
# Planes Training Tables

## Terminology

### Flip Top Table



### Non-Flip Top Table

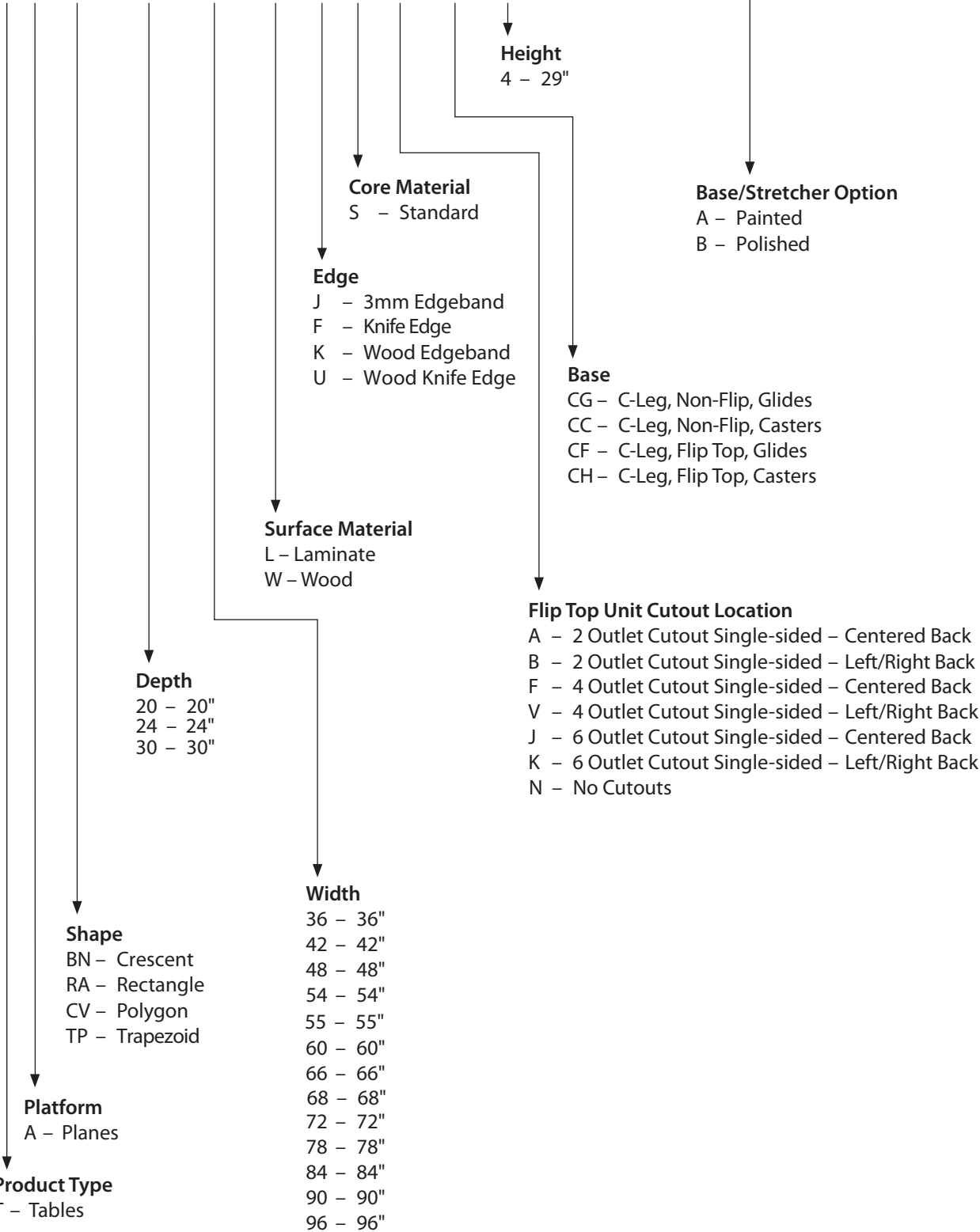


# Planes Training Tables

Product Catalog Logic

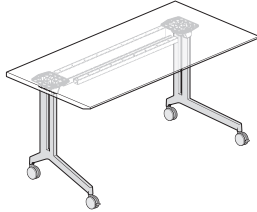
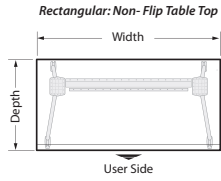
**EXAMPLE:** Planes C-Leg Training Table, flip top, rectangular, 24" deep by 60" wide, wood with 3mm wood edgeband, standard core, no cutouts for Flip Top Unit, C-Leg, flip top with casters, 29" high, Painted base/stretcher finish option.

## TARA-24 60-W K S N CH 4 A

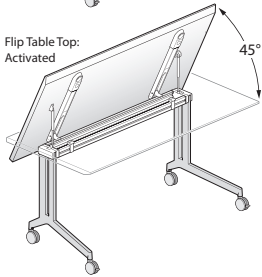
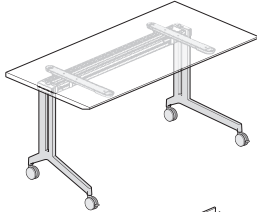


# Planes Training Tables — Rectangular — Laminate

Flip Top or Non-Flip Top Table



Rectangular: Flip Table Top



TARA-W-3060

TARA-L



## Features

- Includes 1.18"(30mm) thick top, two C-Leg bases, stretcher and hardware.
- Standard table height is 29"(737mm).
- Laminate top with 3mm edgeband on user edge and 1mm edgeband on remaining sides, or knife edge on user edge and 1mm edgeband on sides and back.
- Reinforcement bar included with 72"(1829mm) or greater tops.
- Base Options:
  - Flip Top Table with casters (H) or with glides (F).
  - Non-flip Top Table with casters (C) or with glides (G).
- Flip Top Table:
  - Table top flips from horizontal to vertical position via pneumatic assist mechanism activated by two finger pulls.
  - Tables nest when flipped to vertical position. Refer to Specification Guide for details.
- Base and Stretcher Finish Options:
  - (A) Painted aluminum C-leg bases, glide stem and stretcher. Stretcher end caps and support arms or stretcher brackets match base trim color. (Specify trim color)
  - (B) Polished aluminum C-leg bases and glide stem. Stretcher and support arms or stretcher brackets are painted and require a trim color specification.
- Flip Top Unit Cutout Options include:
  - One cutout centered along back edge, or
  - One left and one right cutout along back edge.
- Optional casters or glides are field interchangeable:
  - Casters (two locking/two non-locking) are available with: Light platinum or fog hub with graphite tread, or black hub with black tread.
- Optional glides (four) are available in light platinum, fog or black with 0.5"(13mm) height adjustment.
  - Glide stem is painted or polished to match base; glide base disc color must be specified.
- Depth and width shown in nominal dimensions.
- Ships unassembled.

## Specification Tip

- The following Planes products are separately specified:
  - Ganging Mechanism - Required for use with powered tables.
  - Flip Top Unit electrical modules
  - Electrical Components
  - Grommet (field cut opening)
  - Modesty Panel
  - Vertical Wire Manager
  - Horizontal Wire Manager
  - Wire Management Clips

## To Order, Specify:

1) Product number, including:

### 1 Edge Options:

- J** Edgeband
- F** Knife

### 2 Flip Top Unit Cutout Options by Width:

36" - 54" (Options: A, F, J, N)  
60" - 96" (Options: A, B, F, V, J, K, N)

- N** No cutout
- A** 2 outlet cutout - centered back, add **\$43.24** list
- B** 2 outlet cutout - left and right back, add **\$86.48** list
- F** 4 outlet cutout - centered back, add **\$43.24** list
- V** 4 outlet cutout - left and right back, add **\$86.48** list
- J** 6 outlet cutout - centered back, add **\$43.24** list
- K** 6 outlet cutout - left and right back, add **\$86.48** list

### 3 Base Options (Flip/Non-Flip):

- H** Flip Top Table: Casters, add **\$238.98** list
- F** Flip Top Table: Glides, add **\$340.29** list
- C** Non-flip Top Table: Casters
- G** Non-flip Top Table: Glides, add **\$101.31** list

### 4 Base/Stretcher Finish Options:

- A** Painted
- B** Polished, add **\$711.13** (must specify trim color for stretcher)

- Laminate surface color.
- Edge trim color.
- Base/Stretcher trim color.
- Caster/Glide Base Disc trim color.

**Note:** **\$59.46** upcharge list for Metallic and accent trim colors.



# Planes Training Tables — Rectangular — Laminate

Flip Top or Non-Flip Top Table

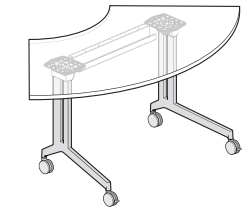
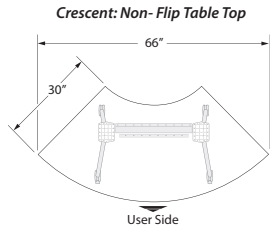
Depth	Width	Distributed Load Capacity	Laminate Number	① ② ③ ④				Laminate A		Laminate B	
				J	F	J	F				
<b>Flip Top Tables</b>											
24"(610mm)	36"(914mm)	144	TARA-2436-L	S	C	4	\$1076.15	\$1317.90	\$1119.41	\$1361.16	
	42"(1067mm)	158	TARA-2442-L	S	C	4	1248.70	1509.17	1299.12	1559.59	
	48"(1219mm)	173	TARA-2448-L	S	C	4	1421.25	1700.44	1478.83	1758.02	
	54"(1372mm)	187	TARA-2454-L	S	C	4	1593.80	1891.71	1658.54	1956.45	
	60"(1524mm)	202	TARA-2460-L	S	C	4	1766.35	2082.98	1838.25	2154.88	
	66"(1676mm)	216	TARA-2466-L	S	C	4	1938.90	2274.25	2017.96	2353.31	
	72"(1829mm)	230	TARA-2472-L	S	C	4	2111.45	2465.52	2197.67	2551.74	
30"(762mm)	36"(914mm)	158	TARA-3036-L	S	C	4	\$1222.60	\$1483.07	\$1276.60	\$1537.07	
	42"(1067mm)	173	TARA-3042-L	S	C	4	1405.81	1685.00	1468.76	1747.95	
	48"(1219mm)	187	TARA-3048-L	S	C	4	1589.02	1886.93	1660.92	1958.83	
	54"(1372mm)	202	TARA-3054-L	S	C	4	1772.23	2088.86	1853.08	2169.71	
	60"(1524mm)	216	TARA-3060-L	S	C	4	1955.44	2290.79	2045.24	2380.59	
	66"(1676mm)	230	TARA-3066-L	S	C	4	2138.65	2492.72	2237.40	2591.47	
	72"(1829mm)	245	TARA-3072-L	S	C	4	2321.86	2694.65	2429.56	2802.35	
<b>Non-Flip Top Tables</b>											
20"(508mm)	36"(914mm)	134	TARA-2036-L	S	C	4	\$1031.19	\$1260.46	\$1067.29	\$1296.56	
	42"(1067mm)	149	TARA-2042-L	S	C	4	1193.08	1441.07	1234.55	1482.54	
	48"(1219mm)	163	TARA-2048-L	S	C	4	1365.63	1632.34	1414.26	1680.97	
	54"(1372mm)	178	TARA-2054-L	S	C	4	1527.52	1812.95	1581.52	1866.95	
	60"(1524mm)	192	TARA-2060-L	S	C	4	1689.41	1993.56	1748.78	2052.93	
	66"(1676mm)	206	TARA-2066-L	S	C	4	1861.96	2184.83	1928.49	2251.36	
	72"(1829mm)	221	TARA-2072-L	S	C	4	2023.85	2365.44	2095.75	2437.34	
	78"(1981mm)	235	TARA-2078-L	S	C	4	2247.35	2607.66	2324.62	2684.93	
	84"(2134mm)	250	TARA-2084-L	S	C	4	2429.38	2808.41	2513.81	2892.84	
	90"(2286mm)	264	TARA-2090-L	S	C	4	2600.75	2998.50	2690.55	3088.30	
	96"(2438mm)	278	TARA-2096-L	S	C	4	2772.12	3188.59	2867.29	3283.76	
24"(610mm)	36"(914mm)	144	TARA-2436-L	S	C	4	\$1076.15	\$1317.90	\$1119.41	\$1361.16	
	42"(1067mm)	158	TARA-2442-L	S	C	4	1248.70	1509.17	1299.12	1559.59	
	48"(1219mm)	173	TARA-2448-L	S	C	4	1421.25	1700.44	1478.83	1758.02	
	54"(1372mm)	187	TARA-2454-L	S	C	4	1593.80	1891.71	1658.54	1956.45	
	60"(1524mm)	202	TARA-2460-L	S	C	4	1766.35	2082.98	1838.25	2154.88	
	66"(1676mm)	216	TARA-2466-L	S	C	4	1938.90	2274.25	2017.96	2353.31	
	72"(1829mm)	230	TARA-2472-L	S	C	4	2111.45	2465.52	2197.67	2551.74	
	78"(1981mm)	245	TARA-2478-L	S	C	4	2345.61	2718.40	2438.99	2811.78	
	84"(2134mm)	259	TARA-2484-L	S	C	4	2527.64	2919.15	2628.18	3019.69	
	90"(2286mm)	274	TARA-2490-L	S	C	4	2709.67	3119.90	2817.37	3227.60	
	96"(2438mm)	288	TARA-2496-L	S	C	4	2891.70	3320.65	3006.56	3435.51	
30"(762mm)	36"(914mm)	158	TARA-3036-L	S	C	4	\$1222.60	\$1483.07	\$1276.60	\$1537.07	
	42"(1067mm)	173	TARA-3042-L	S	C	4	1405.81	1685.00	1468.76	1747.95	
	48"(1219mm)	187	TARA-3048-L	S	C	4	1589.02	1886.93	1660.92	1958.83	
	54"(1372mm)	202	TARA-3054-L	S	C	4	1772.23	2088.86	1853.08	2169.71	
	60"(1524mm)	216	TARA-3060-L	S	C	4	1955.44	2290.79	2045.24	2380.59	
	66"(1676mm)	230	TARA-3066-L	S	C	4	2138.65	2492.72	2237.40	2591.47	
	72"(1829mm)	245	TARA-3072-L	S	C	4	2321.86	2694.65	2429.56	2802.35	
	78"(1981mm)	259	TARA-3078-L	S	C	4	2566.68	2958.19	2683.33	3074.84	
	84"(2134mm)	274	TARA-3084-L	S	C	4	2759.37	3169.60	2884.97	3295.20	
	90"(2286mm)	288	TARA-3090-L	S	C	4	2952.06	3381.01	3086.61	3515.56	
	96"(2438mm)	302	TARA-3096-L	S	C	4	3144.75	3592.42	3288.25	3735.92	



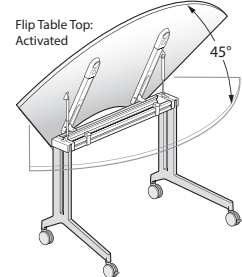
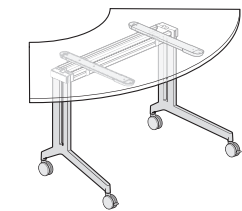
# Planes Training Tables — Crescent — Laminate

Flip Top or Non-Flip Top Table

Depth	Width	Laminate Number ① ② ③ ④	Laminate A J	F	Laminate B J	F
30"(762mm)	68"(1727mm)	TABN-3068-L ■ S ■ C ■ 4 ■	\$2109.58	\$2469.89	\$2210.47	\$2570.78



Crescent: Flip Table Top



TABN-L-3060

TABN-L



## Features

- Includes 1.18"(30mm) thick top, two C-Leg bases, stretcher and hardware.
- Standard table height is 29"(737mm).
- Laminate top with 3mm edgeband on user edge and 1mm edgeband on remaining sides, or knife edge on user edge and 1mm edgeband on sides and back.
- Base Options:
  - Flip Top Table with casters (H) or with glides (F).
  - Non-flip Top Table with casters (C) or with glides (G).
- Flip Top Table:
  - Table top flips from horizontal to vertical position via pneumatic assist mechanism activated by two finger pulls.
  - Tables nest when flipped to vertical position. Refer to Specification Guide for details.
- Base and Stretcher Finish Options:
  - (A) Painted aluminum C-leg bases, glide stem and stretcher. Stretcher end caps and support arms or stretcher brackets match base trim color. (Specify trim color)
  - (B) Polished aluminum C-leg bases and glide stem. Stretcher and support arms or stretcher brackets are painted and require a trim color specification.
- Flip Top Unit Cutout Options include:
  - One cutout centered along back edge.
- Optional casters or glides are field interchangeable:
  - Casters (two locking/two non-locking) are available with: Light platinum or fog hub with graphite tread, or black hub with black tread.
- Optional glides (four) are available in light platinum, fog or black with 0.5"(13mm) height adjustment.
  - Glide stem is painted or polished to match base; glide base disc color must be specified.
- Depth and width shown in nominal dimensions.
- Ships unassembled.

## Specification Tip

- The following Planes products are separately specified:
  - Ganging Mechanism - Required for use with powered tables.
  - Flip Top Unit electrical modules
  - Electrical Components
  - Grommet (field cut opening)
  - Vertical Wire Manager
  - Horizontal Wire Manager
  - Wire Management Clips

## To Order, Specify:

1) Product number, including:

### ① Edge Options:

- J Edgeband
- F Knife

### ② Flip Top Unit Cutout Options:

- N No cutout
- A 2 outlet cutout - centered back, add \$43.24 list
- F 4 outlet cutout - centered back, add \$43.24 list
- J 6 outlet cutout - centered back, add \$43.24 list

### ③ Base Options (Flip/Non-Flip):

- H Flip Top Table: Casters, add \$238.98 list
- F Flip Top Table: Glides, add \$340.29 list
- C Non-flip Top Table: Casters
- G Non-flip Top Table: Glides, add \$101.31 list

### ④ Base/Stretcher Finish Options:

- A Painted
- B Polished, add \$711.13 (must specify trim color for stretcher)

- Laminate surface color.
- Edge trim color.
- Base/Stretcher trim color.
- Caster/Glide Base Disc trim color.

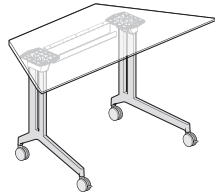
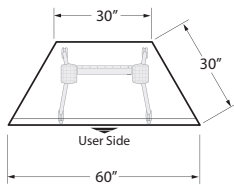
**Note:** \$59.46 upcharge list for Metallic and accent trim colors.

## Planes Training Tables — Trapezoid — Laminate

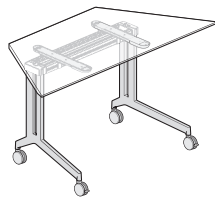
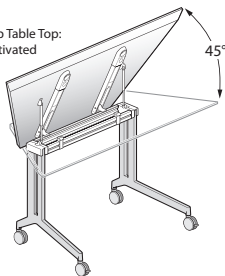
Flip Top or Non-Flip Top Table

Depth	Width	Number ① ② ③ ④	Laminate A		Laminate B	
			J	F	J	F
30"(762mm)	60"(1524mm)	TATP-3060-L S C 4	\$1953.22	\$2288.57	\$2043.48	\$2378.83

Trapezoid: Non-Flip Table Top



Polygon: Flip Table Top

Flip Table Top:  
Activated

TATP-L

TATP-L

**Features**

- Includes 1.18"(30mm) thick top, two C-Leg bases, stretcher and hardware.
- Standard table height is 29"(737mm).
- Laminate top with 3mm edgeband on user edge and 1mm edgeband on remaining sides, or knife edge on user edge and 1mm edgeband on sides and back.
- Base Options:
  - Flip Top Table with casters (H) or with glides (F).
  - Non-flip Top Table with casters (C) or with glides (G).
- Flip Top Table:
  - Table top flips from horizontal to vertical position via pneumatic assist mechanism activated by two finger pulls.
  - Tables nest when flipped to vertical position. Refer to Specification Guide for details.
- Base and Stretcher Finish Options:
  - (A) Painted aluminum C-leg bases, glide stem and stretcher. Stretcher end caps and support arms or stretcher brackets match base trim color. (Specify trim color)
  - (B) Polished aluminum C-leg bases and glide stem. Stretcher and support arms or stretcher brackets are painted and require a trim color specification.
- Flip Top Unit Cutout Options include:
  - One cutout centered along back edge.
- Optional casters or glides are field interchangeable:
  - Casters (two locking/two non-locking) are available with: Light platinum or fog hub with graphite tread, or black hub with black tread.
- Optional glides (four) are available in light platinum, fog or black with 0.5"(13mm) height adjustment.
  - Glide stem is painted or polished to match base; glide base disc color must be specified.
- Depth and width shown in nominal dimensions.
- Ships unassembled.

**Specification Tip**

- The following Planes products are separately specified:
  - Ganging Mechanism - Required for use with powered tables.
  - Flip Top Unit electrical modules
  - Electrical Components
  - Grommet (field cut opening)
  - Modesty Panel
  - Vertical Wire Manager
  - Horizontal Wire Manager
  - Wire Management Clips

**To Order, Specify:**

1) Product number, including:

**① Edge Options:**

- J** Edgeband
- F** Knife

**② Flip Top Unit Cutout Options:**

- N** No cutout
- A** 2 outlet cutout - centered back, add **\$43.24** list
- F** 4 outlet cutout - centered back, add **\$43.24** list
- J** 6 outlet cutout - centered back, add **\$43.24** list

**③ Base Options (Flip/Non-Flip):**

- H** Flip Top Table: Casters, add **\$238.98** list
- F** Flip Top Table: Glides, add **\$340.29** list
- C** Non-flip Top Table: Casters
- G** Non-flip Top Table: Glides, add **\$101.31** list

**④ Base/Stretcher Finish Options:**

- A** Painted
- B** Polished, add **\$711.13** (must specify trim color for stretcher)

2) Laminate surface color.

3) Edge trim color.

4) Base/Stretcher trim color.

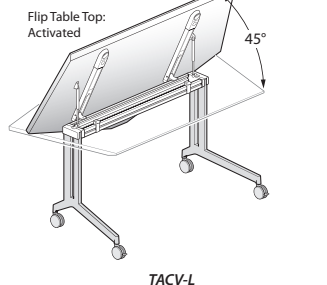
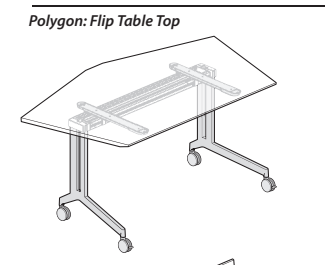
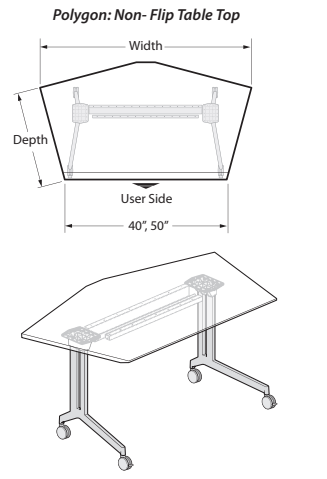
5) Caster/Glide Base Disc trim color.

**Note:** **\$59.46** upcharge list for Metallic and accent trim colors.

# Planes Training Tables — Polygon — Laminate

Flip Top or Non-Flip Top Table

Depth	Width	Number	① ② ③ ④				Laminate A		Laminate B	
			S	C	4		J	F	J	F
24"(610mm)	55"(1397mm)	TACV-2455-L	S	C	4		\$1648.20	\$1869.19	\$1806.22	\$2027.21
30"(762mm)	66"(1676mm)	TACV-3066-L	S	C	4		2076.49	2393.88	2234.51	2551.90



### Features

- Includes 1.18"(30mm) thick top, two C-Leg bases, stretcher and hardware.
- Standard table height is 29"(737mm).
- Laminate top with 3mm edgeband on user edge and 1mm edgeband on remaining sides, or knife edge on user edge and 1mm edgeband on sides and back.
- Base Options:
  - Flip Top Table with casters (H) or with glides (F).
  - Non-flip Top Table with casters (C) or with glides (G).
- Flip Top Table:
  - Table top flips from horizontal to vertical position via pneumatic assist mechanism activated by two finger pulls.
  - Tables nest when flipped to vertical position. Refer to Specification Guide for details.
- Base and Stretcher Finish Options:
  - (A) Painted aluminum C-leg bases, glide stem and stretcher. Stretcher end caps and support arms or stretcher brackets match base trim color. (Specify trim color)
  - (B) Polished aluminum C-leg bases and glide stem. Stretcher and support arms or stretcher brackets are painted and require a trim color specification.
- Flip Top Unit Cutout Options include:
  - One cutout centered along back edge.
- Optional casters or glides are field interchangeable:
  - Casters (two locking/two non-locking) are available with: Light platinum or fog hub with graphite tread, or black hub with black tread.
- Optional glides (four) are available in light platinum, fog or black with 0.5"(13mm) height adjustment.
  - Glide stem is painted or polished to match base; glide base disc color must be specified.
- Depth and width shown in nominal dimensions.
- Ships unassembled.

### Specification Tip

- The following Planes products are separately specified:
  - Ganging Mechanism - Required for use with powered tables.
  - Flip Top Unit electrical modules
  - Electrical Components
  - Grommet (field cut opening)
  - Modesty Panel
  - Vertical Wire Manager
  - Horizontal Wire Manager
  - Wire Management Clips

### To Order, Specify:

1) Product number, including:

#### ① Edge Options:

- J** Edgeband
- F** Knife

#### ② Flip Top Unit Cutout Options:

- N** No cutout
- A** 2 outlet cutout - centered back, add \$43.24 list
- F** 4 outlet cutout - centered back, add \$43.24 list
- J** 6 outlet cutout - centered back, add \$43.24 list

#### ③ Base Options (Flip/Non-Flip):

- H** Flip Top Table: Casters, add \$238.98 list
- F** Flip Top Table: Glides, add \$340.29 list
- C** Non-flip Top Table: Casters
- G** Non-flip Top Table: Glides, add \$101.31 list

#### ④ Base/Stretcher Finish Options:

- A** Painted
- B** Polished, add \$711.13 (must specify trim color for stretcher)

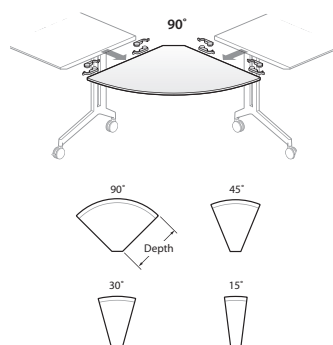
- Laminate surface color.
- Edge trim color.
- Base/Stretcher trim color.
- Caster/Glide Base Disc trim color.

**Note:** \$59.46 upcharge list for Metallic and accent trim colors.

## Planes Training Tables — Pie Connector — Laminate

Depth	Laminate Number ①	Laminate A		Laminate B	
		J	F	J	F
20"(508mm)	TAPC-2015-L SN	\$402.99	\$518.68	\$434.60	\$550.29
	TAPC-2030-L SN	434.60	550.29	466.21	581.90
	TAPC-2045-L SN	466.21	581.90	497.82	613.51
	TAPC-2090-L SN	529.43	645.12	561.04	676.73
24"(610mm)	TAPC-2415-L SN	\$497.82	\$613.51	\$529.43	\$645.12
	TAPC-2430-L SN	529.43	645.12	561.04	676.73
	TAPC-2445-L SN	561.04	676.73	592.65	708.34
	TAPC-2490-L SN	624.26	739.95	655.87	771.56
30"(762mm)	TAPC-3015-L SN	\$592.65	\$708.34	\$624.26	\$739.95
	TAPC-3030-L SN	624.26	739.95	655.87	771.56
	TAPC-3045-L SN	655.87	771.56	687.48	803.17
	TAPC-3090-L SN	719.09	834.78	750.70	866.39

## Pie Connector



TAPC-L

## Features

- Includes 1.18"(30mm) thick top and two sets of ganging mechanisms required for support.
- Laminate top with 3mm edgeband on user edge and 1mm edgeband on remaining sides, or knife edge on user edge and 1mm edgeband on sides and back.
- Depth shown in nominal dimensions.
- Ships unassembled.

## Specification Tips

- Requires two same-depth Planes C-Leg Training Tables for support; separately specified.
- Additional Table Pass-Through Connector may be required based upon application.
- Wire Manager Clips are available if needed; separately specified.

## To Order, Specify:

- 1) Product number, including:

## ① Edge Options:

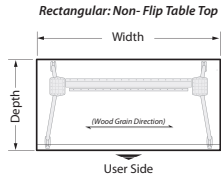
- J Edgeband
- F Knife

- 2) Laminate surface color.

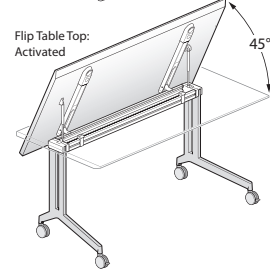
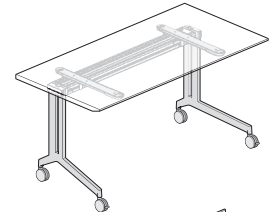
- 3) Edge trim color.

# Planes Training Table — Rectangular — Wood

Flip Top or Non-Flip Top Table



Rectangular: Flip Table Top



TARA-W-3060

TARA-W



## Features

- Includes 1.18”(30mm) thick top, two C-Leg bases, stretcher and hardware.
- Standard table height is 29”(737mm).
- Wood veneer top with 3mm edgeband on user edge and 1mm edgeband on remaining sides, or knife edge on user edge and 1mm edgeband on sides and back.
- Reinforcement bar included with 72”(1829mm) or greater tops.
- Base Options:
  - Flip Top Table with casters (H) or with glides (F).
  - Non-flip Top Table with casters (C) or with glides (G).
- Flip Top Table:
  - Table top flips from horizontal to vertical position via pneumatic assist mechanism activated by two finger pulls.
  - Tables nest when flipped to vertical position. Refer to Specification Guide for details.
- Base and Stretcher Finish Options:
  - (A) Painted aluminum C-leg bases, glide stem and stretcher. Stretcher end caps and support arms or stretcher brackets match base trim color. (Specify trim color)
  - (B) Polished aluminum C-leg bases and glide stem. Stretcher and support arms or stretcher brackets are painted and require a trim color specification.
- Flip Top Unit Cutout Options include:
  - One cutout centered along back edge, or
  - One left and one right cutout along back edge.
- Optional casters or glides are field interchangeable:
  - Casters (two locking/two non-locking) are available with: Light platinum or fog hub with graphite tread, or black hub with black tread.
- Optional glides (four) are available in light platinum, fog or black with 0.5”(13mm) height adjustment.
  - Glide stem is painted or polished to match base; glide base disc color must be specified.
- Depth and width shown in nominal dimensions.
- Ships unassembled.

## Specification Tip

- The following Planes products are separately specified:
  - Ganging Mechanism - Required for use with powered tables.
  - Flip Top Unit electrical modules
  - Electrical Components
  - Grommet (field cut opening)
  - Modesty Panel
  - Vertical Wire Manager
  - Horizontal Wire Manager
  - Wire Management Clips

## To Order, Specify:

1) Product number, including:

### 1 Edge Options:

- K** Edgeband
- U** Knife

### 2 Flip Top Unit Cutout Options by Width:

36” - 54” (Options: A, F, J, N)  
60” - 96” (Options: A, B, F, V, J, K, N)

- N** No cutout
- A** 2 outlet cutout - centered back, add **\$43.24** list
- B** 2 outlet cutout - left and right back, add **\$86.48** list
- F** 4 outlet cutout - centered back, add **\$43.24** list
- V** 4 outlet cutout - left and right back, add **\$86.48** list
- J** 6 outlet cutout - centered back, add **\$43.24** list
- K** 6 outlet cutout - left and right back, add **\$86.48** list

### 3 Base Options (Flip/Non-Flip):

- H** Flip Top Table: Casters, add **\$238.98** list
- F** Flip Top Table: Glides, add **\$340.29** list
- C** Non-flip Top Table: Casters
- G** Non-flip Top Table: Glides, add **\$101.31** list

### 4 Base/Stretcher Finish Options:

- A** Painted
- B** Polished, add **\$711.13** (must specify trim color for stretcher/arms)

- Wood finish color.
- Base/Stretcher trim color.
- Caster/Glide Base Disc trim color.

**Note:** **\$59.46** upcharge list for Metallic and accent trim colors.

## Planes Training Table — Rectangular — Wood

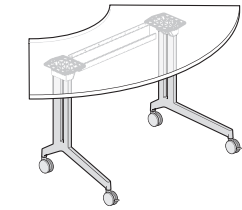
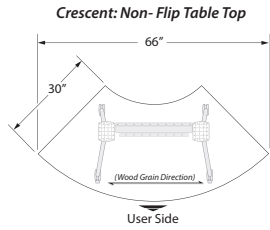
Flip Top or Non-Flip Top Table

Depth	Width	Distributed Load Capacity	Number	① ② ③ ④	Wood Group A		Wood Group B			
					K	U	K	U		
<b>Flip Top Tables</b>										
24"(610mm)	36"(914mm)	144	TARA-2436-W	S	C	4	\$1389.27	\$1617.82	\$1399.83	\$1666.78
	42"(1067mm)	158	TARA-2442-W	S	C	4	1589.82	1835.77	1603.38	1891.57
	48"(1219mm)	173	TARA-2448-W	S	C	4	1790.37	2053.72	1806.93	2116.36
	54"(1372mm)	187	TARA-2454-W	S	C	4	1990.92	2271.67	2010.48	2341.15
	60"(1524mm)	202	TARA-2460-W	S	C	4	2191.47	2489.62	2214.03	2565.94
	66"(1676mm)	216	TARA-2466-W	S	C	4	2392.02	2707.57	2417.58	2790.73
	72"(1829mm)	230	TARA-2472-W	S	C	4	2592.57	2925.52	2621.13	3015.52
	78"(1981mm)	245	TARA-2478-W	S	C	4	2854.73	3205.08	2886.29	3301.92
30"(762mm)	36"(914mm)	158	TARA-3036-W	S	C	4	\$1561.88	\$1807.83	\$1576.52	\$1864.71
	42"(1067mm)	173	TARA-3042-W	S	C	4	1772.17	2035.52	1790.35	2099.78
	48"(1219mm)	187	TARA-3048-W	S	C	4	1982.46	2263.21	2004.18	2334.85
	54"(1372mm)	202	TARA-3054-W	S	C	4	2192.75	2490.90	2218.01	2569.92
	60"(1524mm)	216	TARA-3060-W	S	C	4	2403.04	2718.59	2431.84	2804.99
	66"(1676mm)	230	TARA-3066-W	S	C	4	2613.33	2946.28	2645.67	3040.06
	72"(1829mm)	245	TARA-3072-W	S	C	4	2823.62	3173.97	2859.50	3275.13
	78"(1981mm)	259	TARA-3078-W	S	C	4	3095.52	3463.27	3134.94	3571.81
<b>Non-Flip Top Tables</b>										
20"(508mm)	36"(914mm)	134	TARA-2036-W	S	C	4	\$1326.87	\$1543.82	\$1334.71	\$1587.50
	42"(1067mm)	149	TARA-2042-W	S	C	4	1517.68	1752.03	1527.98	1802.01
	48"(1219mm)	163	TARA-2048-W	S	C	4	1718.23	1969.98	1731.53	2026.80
	54"(1372mm)	178	TARA-2054-W	S	C	4	1909.04	2178.19	1924.80	2241.31
	60"(1524mm)	192	TARA-2060-W	S	C	4	2099.85	2386.40	2118.07	2455.82
	66"(1676mm)	206	TARA-2066-W	S	C	4	2300.40	2604.35	2321.62	2680.61
	72"(1829mm)	221	TARA-2072-W	S	C	4	2491.21	2812.56	2514.89	2895.12
	78"(1981mm)	235	TARA-2078-W	S	C	4	2743.63	3082.38	2769.77	3171.24
	84"(2134mm)	250	TARA-2084-W	S	C	4	2953.66	3309.81	2982.80	3405.51
	90"(2286mm)	264	TARA-2090-W	S	C	4	3153.95	3527.50	3185.55	3629.50
24"(610mm)	36"(914mm)	144	TARA-2436-W	S	C	4	\$1389.27	\$1617.82	\$1399.83	\$1666.78
	42"(1067mm)	158	TARA-2442-W	S	C	4	1589.82	1835.77	1603.38	1891.57
	48"(1219mm)	173	TARA-2448-W	S	C	4	1790.37	2053.72	1806.93	2116.36
	54"(1372mm)	187	TARA-2454-W	S	C	4	1990.92	2271.67	2010.48	2341.15
	60"(1524mm)	202	TARA-2460-W	S	C	4	2191.47	2489.62	2214.03	2565.94
	66"(1676mm)	216	TARA-2466-W	S	C	4	2392.02	2707.57	2417.58	2790.73
	72"(1829mm)	230	TARA-2472-W	S	C	4	2592.57	2925.52	2621.13	3015.52
	78"(1981mm)	245	TARA-2478-W	S	C	4	2854.73	3205.08	2886.29	3301.92
	84"(2134mm)	259	TARA-2484-W	S	C	4	3064.76	3432.51	3099.32	3536.19
	90"(2286mm)	274	TARA-2490-W	S	C	4	3274.79	3659.94	3312.35	3770.46
30"(762mm)	36"(914mm)	158	TARA-3036-W	S	C	4	\$1561.88	\$1807.83	\$1576.52	\$1864.71
	42"(1067mm)	173	TARA-3042-W	S	C	4	1772.17	2035.52	1790.35	2099.78
	48"(1219mm)	187	TARA-3048-W	S	C	4	1982.46	2263.21	2004.18	2334.85
	54"(1372mm)	202	TARA-3054-W	S	C	4	2192.75	2490.90	2218.01	2569.92
	60"(1524mm)	216	TARA-3060-W	S	C	4	2403.04	2718.59	2431.84	2804.99
	66"(1676mm)	230	TARA-3066-W	S	C	4	2613.33	2946.28	2645.67	3040.06
	72"(1829mm)	245	TARA-3072-W	S	C	4	2823.62	3173.97	2859.50	3275.13
	78"(1981mm)	259	TARA-3078-W	S	C	4	3095.52	3463.27	3134.94	3571.81
	84"(2134mm)	274	TARA-3084-W	S	C	4	3315.29	3700.44	3358.25	3816.36
	90"(2286mm)	288	TARA-3090-W	S	C	4	3535.06	3937.61	3581.56	4060.91
96"(2438mm)	302	TARA-3096-W	S	C	4	3754.83	4174.78	3804.87	4305.46	

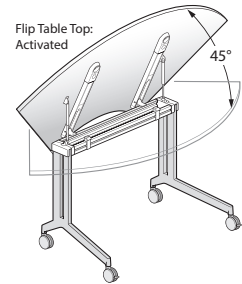
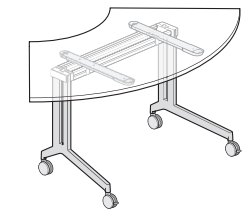
# Planes Training Tables — Crescent — Wood

Flip Top or Non-Flip Top Table

Depth	Width	Number	① ② ③ ④				Wood Group A		Wood Group B	
			S	C	4	K	U	K	U	
30"(762mm)	68"(1727mm)	TABN-3068-W	S	C	4	\$2645.83	\$2984.58	\$2690.90	\$3092.37	



Crescent: Flip Table Top



TABN-L-3060

TABN-W



### Features

- Includes 1.18"(30mm) thick top, two C-Leg bases, stretcher and hardware.
- Standard table height is 29"(737mm).
- Wood veneer top with 3mm edgeband on user edge and 1mm edgeband on remaining sides, or knife edge on user edge and 1mm edgeband on sides and back.
- Base Options:
  - Flip Top Table with casters (H) or with glides (F).
  - Non-flip Top Table with casters (C) or with glides (G).
- Flip Top Table:
  - Table top flips from horizontal to vertical position via pneumatic assist mechanism activated by two finger pulls.
  - Tables nest when flipped to vertical position. Refer to Specification Guide for details.
- Base and Stretcher Finish Options:
  - (A) Painted aluminum C-leg bases, glide stem and stretcher. Stretcher end caps and support arms or stretcher brackets match base trim color. (Specify trim color)
  - (B) Polished aluminum C-leg bases and glide stem. Stretcher and support arms or stretcher brackets are painted and require a trim color specification.
- Flip Top Unit Cutout Options include:
  - One cutout centered along back edge.
- Optional casters or glides are field interchangeable:
  - Casters (two locking/two non-locking) are available with: Light platinum or fog hub with graphite tread, or black hub with black tread.
- Optional glides (four) are available in light platinum, fog or black with 0.5"(13mm) height adjustment.
  - Glide stem is painted or polished to match base; glide base disc color must be specified.
- Depth and width shown in nominal dimensions.
- Ships unassembled.

### Specification Tip

- The following Planes products are separately specified:
  - Ganging Mechanism - Required for use with powered tables.
  - Flip Top Unit electrical modules
  - Electrical Components
  - Grommet (field cut opening)
  - Vertical Wire Manager
  - Horizontal Wire Manager
  - Wire Management Clips

### To Order, Specify:

1) Product number, including:

#### ① Edge Options:

- K** Edgeband
- U** Knife

#### ② Flip Top Unit Cutout Options:

- N** No cutout
- A** 2 outlet cutout - centered back, add **\$43.24** list
- F** 4 outlet cutout - centered back, add **\$43.24** list
- J** 6 outlet cutout - centered back, add **\$43.24** list

#### ③ Base Options (Flip/Non-Flip):

- H** Flip Top Table: Casters, add **\$238.98** list
- F** Flip Top Table: Glides, add **\$340.29** list
- C** Non-flip Top Table: Casters
- G** Non-flip Top Table: Glides, add **\$101.31** list

#### ④ Base/Stretcher Finish Options:

- A** Painted
- B** Polished, add **\$711.13** (must specify trim color for stretcher/arms)

2) Wood finish color.

3) Base/Stretcher trim color.

4) Caster/Glide Base Disc trim color.

**Note:** **\$59.46** upcharge list for Metallic and accent trim colors.

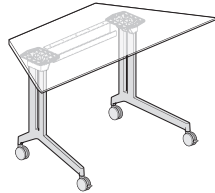
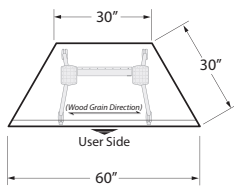


## Planes Training Table — Trapezoid — Wood

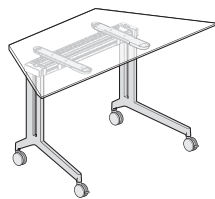
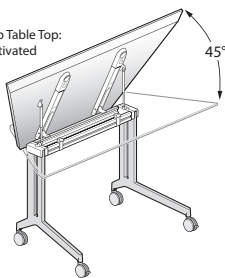
Flip Top or Non-Flip Top Table

Depth	Width	Number	① ② ③ ④				Wood Group A		Wood Group B	
			S	C	4	K	U	K	U	
30"(762mm)	60"(1524mm)	TATP-3060-W	S	C	4	\$2450.02	\$2767.37	\$2487.82	\$2812.37	

Trapezoid: Non-Flip Table Top



Polygon: Flip Table Top

Flip Table Top:  
Activated

TATP-L

TATP-W

**Features**

- Includes 1.18"(30mm) thick top, two C-Leg bases, stretcher and hardware.
- Standard table height is 29" (737mm).
- Wood veneer top with 3mm edgeband on user edge and 1mm edgeband on remaining sides, or knife edge on user edge and 1mm edgeband on sides and back.
- Base Options:
  - Flip Top Table with casters (H) or with glides (F).
  - Non-flip Top Table with casters (C) or with glides (G).
- Flip Top Table:
  - Table top flips from horizontal to vertical position via pneumatic assist mechanism activated by two finger pulls.
  - Tables nest when flipped to vertical position. Refer to Specification Guide for details.
- Base and Stretcher Finish Options:
  - (A) Painted aluminum C-leg bases, glide stem and stretcher. Stretcher end caps and support arms or stretcher brackets match base trim color. (Specify trim color)
  - (B) Polished aluminum C-leg bases and glide stem. Stretcher and support arms or stretcher brackets are painted and require a trim color specification.
- Flip Top Unit Cutout Options include:
  - One cutout centered along back edge.
- Optional casters or glides are field interchangeable:
  - Casters (two locking/two non-locking) are available with:
    - Light platinum or fog hub with graphite tread, or
    - black hub with black tread.
- Optional glides (four) are available in light platinum, fog or black with 0.5"(13mm) height adjustment.
  - Glide stem is painted or polished to match base; glide base disc color must be specified.
- Depth and width shown in nominal dimensions.
- Ships unassembled.

**Specification Tip**

- The following Planes products are separately specified:
  - Ganging Mechanism - Required for use with powered tables.
  - Flip Top Unit electrical modules
  - Electrical Components
  - Grommet (field cut opening)
  - Modesty Panel
  - Vertical Wire Manager
  - Horizontal Wire Manager
  - Wire Management Clips

**To Order, Specify:**

1) Product number, including:

**① Edge Options:**

- K** Edgeband
- U** Knife

**② Flip Top Unit Cutout Options:**

- N** No cutout
- A** 2 outlet cutout - centered back, add **\$43.24** list
- F** 4 outlet cutout - centered back, add **\$43.24** list
- J** 6 outlet cutout - centered back, add **\$43.24** list

**③ Base Options (Flip/Non-Flip):**

- H** Flip Top Table: Casters, add **\$238.98** list
- F** Flip Top Table: Glides, add **\$340.29** list
- C** Non-flip Top Table: Casters
- G** Non-flip Top Table: Glides, add **\$101.31** list

**④ Base/Stretcher Finish Options:**

- A** Painted
- B** Polished, add **\$711.13** (must specify trim color for stretcher/arms)

2) Wood finish color.

3) Base/Stretcher trim color.

4) Caster/Glide Base Disc trim color.

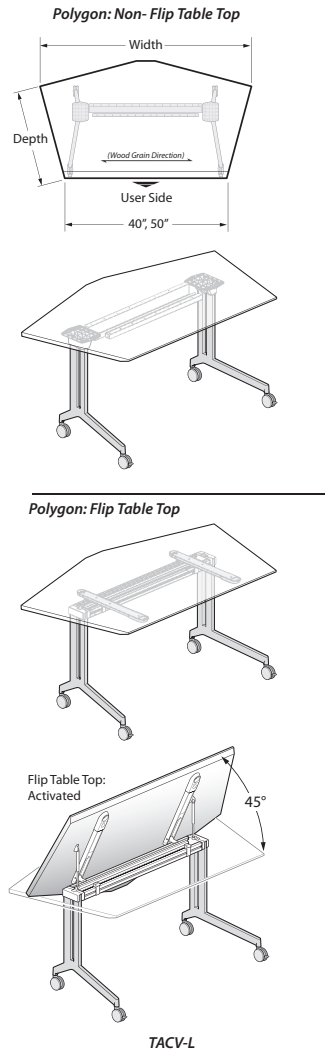
**Note:** **\$59.46** upcharge list for Metallic and accent trim colors.



# Planes Training Tables — Polygon — Wood

Flip Top or Non-Flip Top Table

Depth	Width	Number	① ② ③ ④				Wood Group A		Wood Group B	
			S	C	4		K	U	K	U
24"(610mm)	55"(1397mm)	TACV-2455-W	S	C	4		\$2002.17	\$2250.04	\$2033.78	\$2281.65
30"(762mm)	66"(1676mm)	TACV-3066-W	S	C	4		2642.16	3003.85	2697.50	3059.19



- Features**
- Includes 1.18"(30mm) thick top, two C-Leg bases, stretcher and hardware.
  - Standard table height is 29"(737mm).
  - Wood veneer top with 3mm edgeband on user edge and 1mm edgeband on remaining sides, or knife edge on user edge and 1mm edgeband on sides and back.
  - Base Options:
    - Flip Top Table with casters (H) or with glides (F).
    - Non-flip Top Table with casters (C) or with glides (G).
  - Flip Top Table:
    - Table top flips from horizontal to vertical position via pneumatic assist mechanism activated by two finger pulls.
    - Tables nest when flipped to vertical position. Refer to Specification Guide for details.
  - Base and Stretcher Finish Options:
    - (A) Painted aluminum C-leg bases, glide stem and stretcher. Stretcher end caps and support arms or stretcher brackets match base trim color. (Specify trim color)
    - (B) Polished aluminum C-leg bases and glide stem. Stretcher and support arms or stretcher brackets are painted and require a trim color specification.
  - Flip Top Unit Cutout Options include:
    - One cutout centered along back edge.
  - Optional casters or glides are field interchangeable:
    - Casters (two locking/two non-locking) are available with: Light platinum or fog hub with graphite tread, or black hub with black tread.
  - Optional glides (four) are available in light platinum, fog or black with 0.5"(13mm) height adjustment.
    - Glide stem is painted or polished to match base; glide base disc color must be specified.
  - Depth and width shown in nominal dimensions.
  - Ships unassembled.

- Specification Tip**
- The following Planes products are separately specified:
    - Ganging Mechanism - Required for use with powered tables.
    - Flip Top Unit electrical modules
    - Electrical Components
    - Grommet (field cut opening)
    - Modesty Panel
    - Vertical Wire Manager
    - Horizontal Wire Manager
    - Wire Management Clips

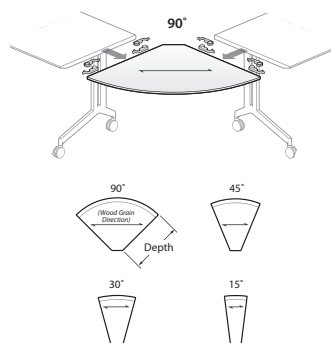
- To Order, Specify:**
- Product number, including:
    - 1 Edge Options:**
      - K** Edgeband
      - U** Knife
    - 2 Flip Top Unit Cutout Options:**
      - N** No cutout
      - A** 2 outlet cutout - centered back, add \$43.24 list
      - F** 4 outlet cutout - centered back, add \$43.24 list
      - J** 6 outlet cutout - centered back, add \$43.24 list
    - 3 Base Options (Flip/Non-Flip):**
      - H** Flip Top Table: Casters, add \$238.98 list
      - F** Flip Top Table: Glides, add \$340.29 list
      - C** Non-flip Top Table: Casters
      - G** Non-flip Top Table: Glides, add \$101.31 list
    - 4 Base/Stretcher Finish Options:**
      - A** Painted
      - B** Polished, add \$711.13 (must specify trim color for stretcher/arms)
  - Wood finish color.
  - Base/Stretcher trim color.
  - Caster/Glide Base Disc trim color.
- Note:** \$59.46 upcharge list for Metallic and accent trim colors.

TACV-W



## Planes Training Tables — Pie Connector — Wood

Depth	Number <sup>1</sup>	Wood Group A		Wood Group B	
		K	U	K	U
20" (508mm)	TAPC-2015-W SN	\$395.08	\$455.76	\$410.89	\$471.57
	TAPC-2030-W SN	426.69	487.37	442.50	503.18
	TAPC-2045-W SN	458.30	518.98	474.11	534.79
	TAPC-2090-W SN	521.52	582.20	537.33	598.01
24" (610mm)	TAPC-2415-W SN	\$489.91	\$550.59	\$505.72	\$566.40
	TAPC-2430-W SN	521.52	582.20	537.33	598.01
	TAPC-2445-W SN	553.13	613.81	568.94	629.62
	TAPC-2490-W SN	616.35	677.03	632.16	692.84
30" (762mm)	TAPC-3015-W SN	\$584.74	\$645.42	\$600.55	\$661.23
	TAPC-3030-W SN	616.35	677.03	632.16	692.84
	TAPC-3045-W SN	647.96	708.64	663.77	724.45
	TAPC-3090-W SN	711.18	771.86	726.99	787.67



TAPC-W

**Features**

- Includes 1.18" (30mm) thick top and two sets of ganging mechanisms required for support.
- Wood veneer top with 3mm edgeband on user edge and 1mm edgeband on remaining sides, or knife edge on user edge and 1mm edgeband on sides and back.
- Depth shown in nominal dimensions.
- Ships unassembled.

**Specification Tips**

- Requires two same-depth Planes C-Leg Training Tables for support; separately specified.
- Additional Table Pass-Through Connector may be required based upon application.
- Wire Manager Clips are available if needed; separately specified.

**To Order, Specify:**

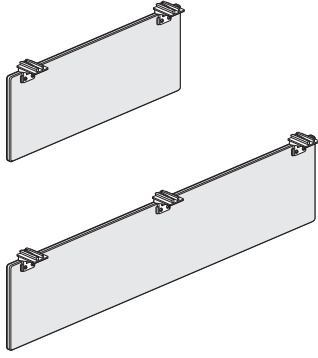
- 1) Product number, including:

**1 Edge Options:**

- K Edgeband
- U Knife

- 2) Wood finish color.

# Planes Training Tables — Modesty Panels



TA0M

### Features

- Includes modesty panel and attachment hardware.
- Modesty Panels are 11.59”(294mm) high (actual) and 0.56”(14mm) thick.
- Modesty Panels are mounted 1.4”(36mm) below the table top to allow for wire pass-through.
- Finish surface is non-tackable.
- Hinged bracket allows for table nesting without modesty panel removal.
- Modesty panel is removable; slides into table attachment brackets. No tools required.
- Screen and hardware are field installed.

### Specification Tip

- Modesty Panels are available for use on Training Tables in shapes/sizes indicated. Refer to Specification Guide for application guidelines.

### To Order, Specify:

- 1) Product number, including:

#### ① Modesty Panel Options:

- F** Full width, add **\$78.23** list
- P** Powered Table

- 2) Surface Colors Options:

- Fabric:
  - Fabric Color
- Laminate:
  - Laminate Surface Color
  - Edgeband trim color
- Wood:
  - Wood Finish Color

#### \* Note: Modesty Panel Options:

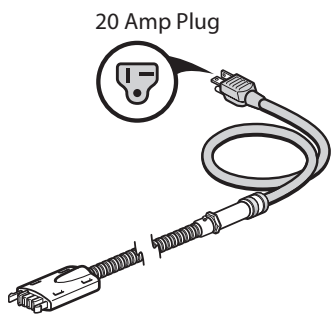
- (F) Full-width modesty panel will be width of the rectangular table and not for use with tables that are connected with 2-Circuit Modular Power or Quick Connect Two electrical components.
- (P) Must be ordered for tables with 2-Circuit Modular Power or Flip Top Units with Quick Connect Two Power base feed. Modesty Panels are inset 3”(76mm) from each end.

Table Width	Option (P) Modesty Actual Width	Option (F) Modesty Actual Width	Number ①	Fabric Grade						
				A	B	C	D	E	F	G
<b>Rectangle</b>										
36”(914mm)	29.5”(749mm)	35.5”(902mm)	TA0M-1336-F	\$328.62	\$406.85	\$422.54	\$441.32	\$ 469.46	\$ 497.64	\$ 532.07
42”(1067mm)	35.5”(902mm)	41.5”(1054mm)	TA0M-1342-F	383.39	461.62	477.31	496.09	524.23	552.41	586.84
48”(1219mm)	41.5”(1064mm)	47.5”(1207mm)	TA0M-1348-F	438.16	516.39	532.08	550.86	579.00	607.18	641.61
54”(1372mm)	47.5”(1207mm)	53.5”(1359mm)	TA0M-1354-F	492.93	571.16	586.85	605.63	633.77	661.95	696.38
60”(1524mm)	53.5”(1369mm)	59.5”(1511mm)	TA0M-1360-F	547.70	625.93	641.62	660.40	688.54	716.72	751.15
66”(1676mm)	59.5”(1511mm)	65.5”(1664mm)	TA0M-1366-F	602.47	680.70	696.39	715.17	743.31	771.49	805.92
72”(1829mm)	65.5”(1664mm)	71.5”(1816mm)	TA0M-1372-F	657.24	735.47	751.16	769.94	798.08	826.26	860.69
78”(1981mm)	71.5”(1816mm)	77.5”(1969mm)	TA0M-1378-F	712.01	790.24	805.93	824.71	852.85	881.03	915.46
84”(2134mm)	77.5”(1969mm)	83.5”(2121mm)	TA0M-1384-F	766.78	845.01	860.70	879.48	907.62	935.80	970.23
90”(2286mm)	83.5”(2121mm)	89.5”(2273mm)	TA0M-1390-F	821.55	899.78	915.47	934.25	962.39	990.57	1025.00
96”(2438mm)	89.5”(2273mm)	95.5”(2426mm)	TA0M-1396-F	876.32	954.55	970.24	989.02	1017.16	1045.34	1079.77
<b>Polygon</b>										
55”(1397mm)	41.5”(1054mm)		TA0M-1348-FP	\$438.16	\$516.39	\$532.08	\$550.86	\$ 579.00	\$ 607.18	\$ 641.61
66”(1676mm)	47.5”(1207mm)	53.5”(1359mm)	TA0M-1354-F	492.93	571.16	586.85	605.63	633.77	661.95	696.38
<b>Trapezoid</b>										
60”(1524mm)	28”(711mm)		TA0M-1360-FP	\$547.70	\$625.93	\$641.62	\$660.40	\$ 688.54	\$ 716.72	\$ 751.15
<b>Half Round</b>										
60”(1524mm)	53.5”(1359mm)	59.5”(1511mm)	TA0M-1360-F	\$547.70	\$625.93	\$641.62	\$660.40	\$ 688.54	\$ 716.72	\$ 751.15

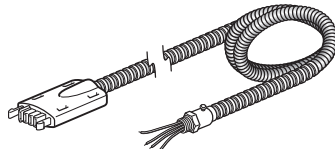
## Planes Training Tables — Modesty Panels

Table Width	Option (P) Modesty Actual Width	Option (F) Modesty Actual Width	Number ①	Laminate A	B
<b>Rectangle</b>					
36"(914mm)	29.5"(749mm)	35.5"(902mm)	TA0M-1336-L	\$176.05	\$184.93
42"(1067mm)	35.5"(902mm)	41.5"(1054mm)	TA0M-1342-L	203.53	214.63
48"(1219mm)	41.5"(1064mm)	47.5"(1207mm)	TA0M-1348-L	231.01	244.33
54"(1372mm)	47.5"(1207mm)	53.5"(1359mm)	TA0M-1354-L	258.49	274.03
60"(1524mm)	53.5"(1369mm)	59.5"(1511mm)	TA0M-1360-L	285.97	303.73
66"(1676mm)	59.5"(1511mm)	65.5"(1664mm)	TA0M-1366-L	313.45	333.43
72"(1829mm)	65.5"(1664mm)	71.5"(1816mm)	TA0M-1372-L	340.93	363.13
78"(1981mm)	71.5"(1816mm)	77.5"(1969mm)	TA0M-1378-L	368.41	392.83
84"(2134mm)	77.5"(1969mm)	83.5"(2121mm)	TA0M-1384-L	395.89	422.53
90"(2286mm)	83.5"(2121mm)	89.5"(2273mm)	TA0M-1390-L	423.37	452.23
96"(2438mm)	89.5"(2273mm)	95.5"(2426mm)	TA0M-1396-L	450.85	481.93
<b>Polygon</b>					
55"(1397mm)	41.5"(1054mm)		TA0M-1348-LP	\$231.01	\$244.33
66"(1676mm)	47.5"(1207mm)	53.5"(1359mm)	TA0M-1354-L	258.49	274.03
<b>Trapezoid</b>					
60"(1524mm)	28"(711mm)		TA0M-1360-LP	\$285.97	\$303.73
<b>Half Round</b>					
60"(1524mm)	53.5"(1359mm)	59.5"(1511mm)	TA0M-1396-L	\$285.97	\$303.73
Table Width	Option (P) Modesty Actual Width	Option (F) Modesty Actual Width	Number ①	Wood A	B
<b>Rectangle</b>					
36"(914mm)	29.5"(749mm)	35.5"(902mm)	TA0M-1336-W	\$ 503.17	\$ 580.93
42"(1067mm)	35.5"(902mm)	41.5"(1054mm)	TA0M-1342-W	558.17	645.71
48"(1219mm)	41.5"(1064mm)	47.5"(1207mm)	TA0M-1348-W	613.17	710.49
54"(1372mm)	47.5"(1207mm)	53.5"(1359mm)	TA0M-1354-W	668.17	775.27
60"(1524mm)	53.5"(1369mm)	59.5"(1511mm)	TA0M-1360-W	723.17	840.05
66"(1676mm)	59.5"(1511mm)	65.5"(1664mm)	TA0M-1366-W	778.17	904.83
72"(1829mm)	65.5"(1664mm)	71.5"(1816mm)	TA0M-1372-W	833.17	969.61
78"(1981mm)	71.5"(1816mm)	77.5"(1969mm)	TA0M-1378-W	888.17	1034.39
84"(2134mm)	77.5"(1969mm)	83.5"(2121mm)	TA0M-1384-W	943.17	1099.17
90"(2286mm)	83.5"(2121mm)	89.5"(2273mm)	TA0M-1390-W	998.17	1163.95
96"(2438mm)	89.5"(2273mm)	95.5"(2426mm)	TA0M-1396-W	1053.17	1228.73
<b>Polygon</b>					
55"(1397mm)	41.5"(1054mm)		TA0M-1348-WP	\$ 613.17	\$ 710.49
66"(1676mm)	47.5"(1207mm)	53.5"(1359mm)	TA0M-1354-W	668.17	775.27
<b>Trapezoid</b>					
60"(1524mm)	28"(711mm)		TA0M-1360-WP	\$ 723.17	\$ 840.05
<b>Half Round</b>					
60"(1524mm)	53.5"(1359mm)	59.5"(1511mm)	TA0M-1360-W	\$ 723.17	\$ 840.05

# Planes Training Tables 2-Circuit — Power Feeds

	Description	Number	Price
 <p>20 Amp Plug</p> <p>20 Amp (USA Only)</p> <p>EAEB-2024-2C</p>	<p><b>Single Circuit Corded Base Feed — for use with 2-Circuit, 20 Amp</b></p> <p><b>Feature</b></p> <ul style="list-style-type: none"> <li>Includes one 24"(610mm) black cord with NEMA 5-20P plug plus a 48"(1219mm) flexible metal conduit (unpainted) with modular male connector standard in black.</li> </ul>	EAEB-2024-2C	\$496.13
	<p><b>Specification Tips</b></p> <ul style="list-style-type: none"> <li>For use on Planes C-Leg Training Tables only.</li> <li>Provides power to circuit one only.</li> <li>For use with 120 volt 60 hertz power source only.</li> <li>Electric application requires prior approval by authority having jurisdiction.</li> <li>Base Feed accesses common ground only.</li> <li>Requires a 20 Amp, 125 volt power receptacle (NEMA 5 20-R) for connection to building power (not included).</li> <li>Not for use in Canada due to electrical code restrictions.</li> <li>Corded Base Feed is PVC free.</li> </ul>	<p><b>To Order, Specify:</b></p> <p>1) Product number. (No finish specification required.)</p>	

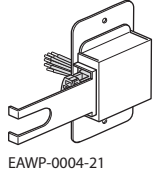


	Description	Length	Number	Price
 <p>EAEB</p>	20 Amp	48"(1219mm)	EAEB-2048-2H	\$148.68
		60"(1524mm)	EAEB-2060-2H	164.32
		72"(1829mm)	EAEB-2072-2H	179.96
		96"(2438mm)	EAEB-2096-2H	211.24
		120"(3048mm)	EAEB-20C0-2H	242.52
		180"(4572mm)	EAEB-20J0-2H	320.72
		240"(6096mm)	EAEB-20Q0-2H	398.92
		300"(7620mm)	EAEB-20W0-2H	477.12



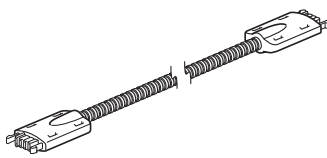


<p><b>Feature</b></p> <ul style="list-style-type: none"> <li>Includes one flexible metal conduit (unpainted) base feed with four 12-gauge wires for up to two 20 Amp circuits of power and one modular male connector standard in black.</li> </ul>	<p><b>To Order, Specify:</b></p> <p>1) Product number. (No finish specification required.)</p>
<p><b>Specification Tips</b></p> <ul style="list-style-type: none"> <li>For 2-circuit modular power components. Do not mix with other systems.</li> <li>For use for floor, column or wall hardwire connections.</li> <li>For use with 120 volt 60 hertz power source only.</li> <li>Electric application requires prior approval by authority having jurisdiction.</li> <li>Base Feed accesses common ground only.</li> </ul>	

<p><b>Wall Feed — 2-Circuit</b></p>	EAWP-0004-21	\$143.98
-------------------------------------	--------------	----------



<p><b>Features</b></p> <ul style="list-style-type: none"> <li>Includes one 2-circuit wall feed with female connector and four 12-gauge wires for up to two 20 Amp circuits.</li> <li>Standard in black.</li> </ul>	<p><b>To Order, Specify:</b></p> <p>1) Product number. (No finish specification required.)</p>
<p><b>Specification Tips</b></p> <ul style="list-style-type: none"> <li>For use with 2-Circuit components only. Do not mix with other power systems.</li> <li>For use with separately specified 2-circuit Pass-Through Connector.</li> <li>For use with 120 volt 60 hertz power source only.</li> <li>Electric application requires prior approval by authority having jurisdiction.</li> <li>For mounting on vertical surfaces only.</li> </ul>	

## Planes Training Tables 2-Circuit — Modular Power Pass-Through

	Connector Width	Number	Price
<b>Tables Pass-Through Connector — 2-Circuit</b>  EAEJ  	10"(254mm)	EAEJ-0010-2	\$ 91.29
	18"(457mm)	EAEJ-0018-2	101.75
	24"(610mm)	EAEJ-0024-2	109.59
	30"(762mm)	EAEJ-0030-2	117.43
	36"(914mm)	EAEJ-0036-2	125.27
	42"(1067mm)	EAEJ-0042-2	133.11
	48"(1219mm)	EAEJ-0048-2	140.95
	54"(1372mm)	EAEJ-0054-2	148.79
	60"(1524mm)	EAEJ-0060-2	156.63
	66"(1676mm)	EAEJ-0066-2	164.47
	72"(1829mm)	EAEJ-0072-2	172.31
	78"(1981mm)	EAEJ-0078-2	180.15
	96"(2438mm)	EAEJ-0096-2	203.67

**Features**

- Includes one flexible metal conduit (unpainted) connector with modular male connectors standard in black.
- System is 4-wire with 2 circuits, 20 Amps each.
- Modular connectors are PVC-free.

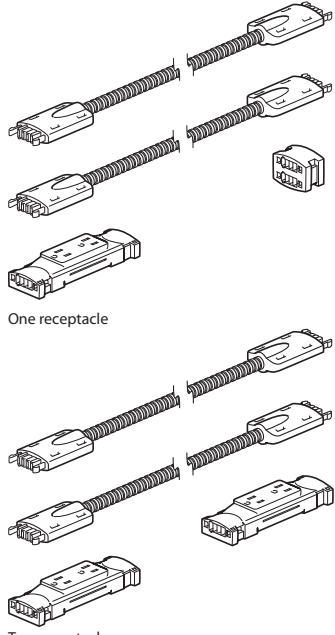
**To Order, Specify:**

- 1) Product number.  
(No finish specification required.)

**Specification Tips**

- For use with other 2-Circuit components only. Do not mix with other systems.
- Required for use with wall feed component to bring building power to Planes Training tables or for use to pass power between tables.
- **For use with 120 volt 60 hertz power source only.**
- **Electric application requires prior approval by authority having jurisdiction.**
- Pass-Through Connectors cannot be coupled together; separately specify Four-Port Splitter to connect Pass-Through Connectors.

## Planes Training Tables 2-Circuit — Modular Power Kits

	Table Width	Number of Receptacles	Number	Price
 <p>One receptacle</p> <p>Two receptacles EAEM</p>	<b>Rectangle</b>			
	36"(914mm)	1	EAEM-3624-2JB	\$431.96
	42"(1067mm)	2	EAEM-4224-2JB	438.23
	48"(1219mm)	2	EAEM-4824-2JB	444.50
	54"(1372mm)	2	EAEM-5424-2JB	450.77
	60"(1524mm)	2	EAEM-6024-2JB	457.04
	66"(1676mm)	2	EAEM-6624-2JB	463.31
	72"(1829mm)	2	EAEM-7224-2JB	469.58
	78"(1981mm)	2	EAEM-7824-2JB	475.85
	84"(2134mm)	2	EAEM-8424-2JB	482.12
	90"(2286mm)	2	EAEM-9024-2JB	488.39
	96"(2438mm)	2	EAEM-9624-2JB	494.66
	<b>Polygon</b>			
	55"(1397mm)	2	EAEM-5524-2JB	\$457.04
	66"(1676mm)	2	EAEM-6624-2JBP	463.31
	<b>Trapezoid</b>			
	60"(1524mm)	2	EAEM-6024-2JBH	\$444.50
	<b>Crescent</b>			
	68"(1727mm)	2	EAEM-6824-2JB	\$469.58
<b>Half Round</b>				
60"(1524mm)	2	EAEM-6024-2JBH	\$457.04	

**Features**

- Kit with one receptacle includes two Pass-Through Connectors with flexible metal conduit (unpainted) with modular male connectors standard in black, one duplex receptacle (NEMA 5-15R configuration) and one Four-Port Splitter both standard in black.
- Kit with two receptacles includes two Pass-Through Connectors with flexible metal conduit (unpainted) with modular male connectors standard in black and two duplex receptacles (NEMA 5-15R configuration) standard in black.
- Receptacle(s) have two 15 Amp outlets (NEMA 5-15R configuration).
- Kit with one receptacle includes a circuit one receptacle.
- Kit with two receptacles includes a circuit one and a circuit two receptacle.
- Receptacles are circuit specific, accessing only common ground.
- System is 4-wire with 2 circuits; system rated for 20 Amps.
- Components are PVC-free.

**To Order, Specify:**

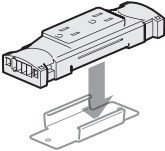

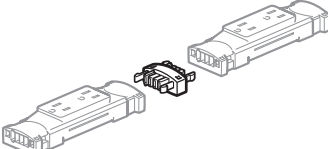

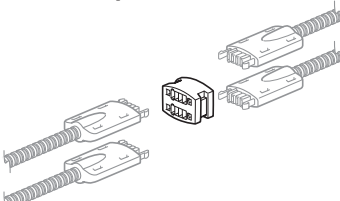

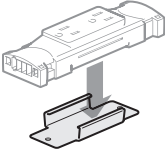
- 1) Product number.  
(No finish specification required.)

**Specification Tips**

- **Designed for use with Planes C-Leg Training Tables only.**
- Included Pass-Through Connector is for use with in-line Planes Training Table applications; additional Pass-Through Connectors may be required for non-linear table applications.
- For use with separately specified corded Flip Top Unit.
- Separately specified table ganging mechanisms are required.
- **For use with 120 volt 60 hertz power source only.**
- **Electric application requires prior approval by authority having jurisdiction.**
- Up to 13 duplex receptacles allowed per circuit. (10 duplex receptacles in Canada)
- Up to 26 duplex receptacles per hardwired modular base feed. (20 duplex receptacles in Canada)

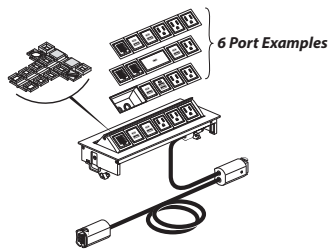


## Planes Training Tables 2-Circuit — Modular Power Components

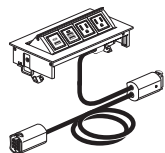
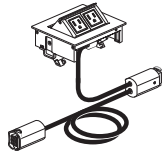
	Description	Circuit Access	Number	Price
<b>Receptacles — 15 Amp 2-Circuit</b>  EAER 	2-Circuit	1	EAER-0015-21G	\$93.91
		2	EAER-0015-22G	93.91
	<b>Features</b> <ul style="list-style-type: none"> <li>Includes one modular 15 Amp duplex receptacle (NEMA 5-15R) with integral latching system.</li> <li>Receptacles are PVC-free and standard in black.</li> </ul>		<b>To Order, Specify:</b> <ol style="list-style-type: none"> <li>Product number. (No finish specification required.)</li> </ol>	
	<b>Specification Tips</b> <ul style="list-style-type: none"> <li>For use with 2-Circuit components only. Do not mix with other power systems.</li> <li>Receptacle(s) are included with Modular Power Kits.</li> <li><b>For use with 120 volt 60 hertz power source only.</b></li> <li><b>Electric application requires prior approval by authority having jurisdiction.</b></li> <li>Up to 13 duplex receptacles allowed per circuit. (10 duplex receptacles in Canada)</li> <li>Up to 26 duplex receptacles per hardwired modular base feed. (20 duplex receptacles in Canada)</li> </ul>			
<b>Receptacle Block Connector</b>  EAED-0000-22 	2-Circuit, 2-Port		EAED-0000-22	\$20.33
	<b>Features</b> <ul style="list-style-type: none"> <li>Includes one receptacle block connector.</li> <li>Receptacle Block Connectors are PVC-free and standard in black.</li> </ul>		<b>To Order, Specify:</b> <ol style="list-style-type: none"> <li>Product number. (No finish specification required.)</li> </ol>	
	<b>Specification Tips</b> <ul style="list-style-type: none"> <li>For use with 2-Circuit components only. Do not mix with other power systems.</li> <li>Used for connecting two receptacles.</li> <li><b>For use with 120 volt 60 hertz power source only.</b></li> <li><b>Electric application requires prior approval by authority having jurisdiction.</b></li> </ul>			
<b>Four-Port Splitter</b>  EAED-0000-24 	2-Circuit, 4-Port		EAED-0000-24	\$36.83
	<b>Features</b> <ul style="list-style-type: none"> <li>Includes one four-port splitter.</li> <li>Four-Port Splitters are PVC-free and standard in black.</li> </ul>		<b>To Order, Specify:</b> <ol style="list-style-type: none"> <li>Product number. (No finish specification required.)</li> </ol>	
	<b>Specification Tips</b> <ul style="list-style-type: none"> <li>For use with 2-Circuit components only. Do not mix with other power systems.</li> <li>Used for connecting pass-through connectors.</li> <li>Four-Port Splitters are included with Modular Power Kits.</li> <li><b>For use with 120 volt 60 hertz power source only.</b></li> <li><b>Electric application requires prior approval by authority having jurisdiction.</b></li> </ul>			
<b>Mounting Bracket — Receptacle</b>  TA01-0224			TA01-0224	\$7.84
	<b>Features</b> <ul style="list-style-type: none"> <li>Includes one mounting bracket and mounting screws.</li> <li>Standard in black.</li> <li>Field installed.</li> </ul>		<b>To Order, Specify:</b> <ol style="list-style-type: none"> <li>Product number. (No finish specification required.)</li> </ol>	
	<b>Specification Tips</b> <ul style="list-style-type: none"> <li>For use to mount receptacles to table bottom in reconfiguration applications if needed.</li> <li>Mounting Brackets are included with all Planes C-Leg Training Tables.</li> </ul>			



# Quick Connect Two Power — Flip Top Unit with Smooth Bezel



EUQ1-QS1P  
(6 port Quick Connect Two)



EUQ1-QS1P  
(2-4 port Quick Connect Two)



## Features

- Includes flip top with smooth bezel module with 2, 4, or 6 ports configured with simplex outlets (NEMA 5-15R), USB charging port (USB-C 60W, Smart USB-A+C), data port(s) or cable bay, 60”(1524mm) modular connectors (one female, one male) and mounting hardware.
- Modular connection provides power distribution between tables.
- Non-sequential modular power connections allow easy table reconfiguration.
- Data jack adapters accommodate most varieties of field supplied data jacks or separately specified AV cables. Occupies one port.
- Each cable bay can accept up to two pull out data/AV cables.
- Smart USB-A+C can provide fast charge for a mobile phone and tablets. Occupies one charging port.
- USB-C 60W can charge phone, tablets and some laptops. Occupies two ports.
- Smooth bezel is painted and features non mitered corners.
- Port color is either black or white based on smooth bezel color.
- Flip top unit is flush mounted with spring release cover.
- Flip top unit overall height is 2 3/4”(70mm) and will extend below the table top.

## Specification Tips

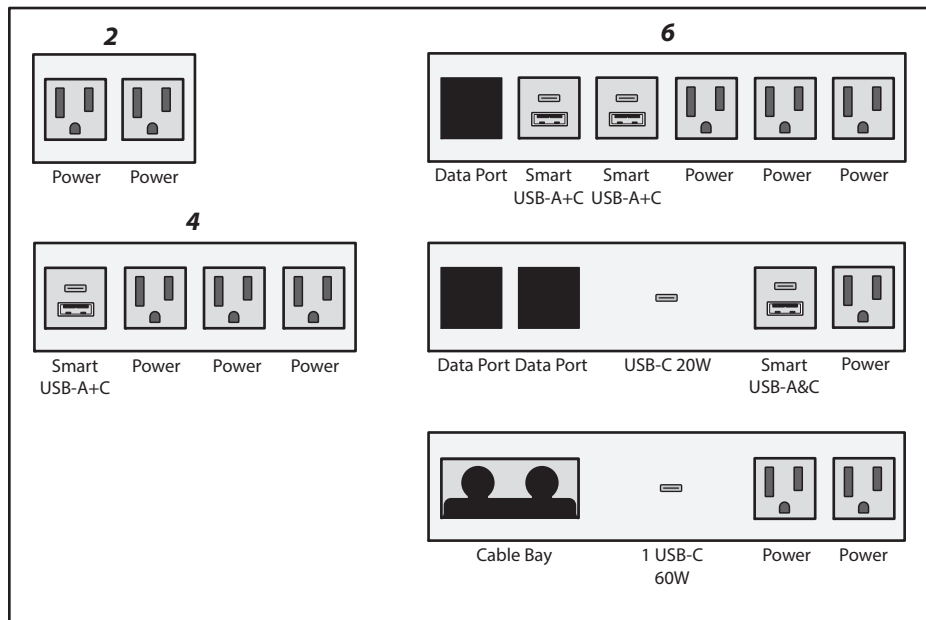
- Applications may have up to eight modular connections; a combination of eight Flip Top Units with Smooth Bezel and/or Pass-Through Connectors per Starter Box.
- **Separately specify Starter Box to provide power to Flip Top Units with Smooth Bezel.**
- Furniture that shares electrical connections must be mechanically connected to each other.
- Recommend ganging mechanisms (TA01-0222) for table applications.
- Cable bay cannot be retrofitted to accept data jacks.
- **For use with 120 volt 60 hertz power source only.**
- Application may require approval of local authority having jurisdiction (AHJ); ensure compliance before placing orders and installation.

## To Order, Specify:

- 1) Product number.
- 2) Finish color for Bezel/Port.  
 TR-PM1 Silver/White  
 TR-PM2 Midnight Black/Black  
 TR-PM8 Matte White/White  
 TR-PM9 Matte Grey/Black

**Note:** Order flip top units to match flip top unit cutout option specified for each table (A/B, F/V or J/K).

## 2, 4, and 6 Port Examples

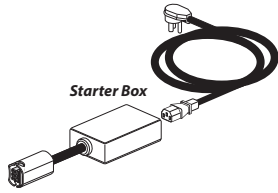


## Quick Connect Two Power — Flip Top Unit with Smooth Bezel

Bezel Width	Bezel Depth	Port	Configuration	Flip Top Unit Cutout Code Options	Number	Price			
<b>Single Circuit Base Feed Power</b>									
5.25"(133mm)	4.38"(111mm)	2	1 Power Receptacle, 1 Smart USB-A+C Charging	A, B	EUQ1-Q51P-101000	<b>710.98</b>			
			1 Power Receptacle, 1 Data Port	A, B	EUQ1-Q51P-100010	<b>612.08</b>			
			2 Power Receptacles	A, B	EUQ1-Q51P-200000	<b>618.16</b>			
8.31"(211mm)	4.38"(111mm)	4	1 Power Receptacle, 1 Smart USB-A+C Charging, 1 Cable Bay	F, V	EUQ1-Q51P-101001	<b>913.06</b>			
			1 Power Receptacle, 1 Data Port, 1 Cable Bay	F, V	EUQ1-Q51P-100011	<b>814.16</b>			
			1 Power Receptacle, 1 Smart USB-A+C Charging, 1 USB-C 60W Charging, 1 USB-C 60W Charging	F, V	EUQ1-Q51P-110100	<b>1008.84</b>			
			1 Power Receptacle, 2 Smart USB-A+C Charging, 1 Data Port	F, V	EUQ1-Q51P-111010	<b>834.28</b>			
			2 Power Receptacles, 1 Cable Bay	F, V	EUQ1-Q51P-200001	<b>820.24</b>			
			2 Power Receptacles, 1 Smart USB-A+C Charging, 1 Data Port	F, V	EUQ1-Q51P-201010	<b>741.46</b>			
			2 Power Receptacles, 2 Smart USB-A+C Charging	F, V	EUQ1-Q51P-211000	<b>840.36</b>			
			2 Power Receptacles, 1 USB-C 60W Charging	F, V	EUQ1-Q51P-200100	<b>916.02</b>			
			2 Power Receptacles, 2 Data Ports	F, V	EUQ1-Q51P-200020	<b>642.56</b>			
			3 Power Receptacles, 1 Smart USB-A+C Charging	F, V	EUQ1-Q51P-301000	<b>747.54</b>			
			3 Power Receptacles, 1 Data Port	F, V	EUQ1-Q51P-300010	<b>648.64</b>			
			11.25"(286mm)	4.38"(111mm)	6	1 Power Receptacle, 2 Smart USB-A+C Charging, 1 Data Port, 1 Cable Bay	J, K	EUQ1-Q51P-111011	<b>1036.40</b>
						1 Power Receptacle, 2 Smart USB-A+C Charging, 3 Data Ports	J, K	EUQ1-Q51P-111030	<b>858.72</b>
1 Power Receptacle, 1 Smart USB-A+C Charging, 1 USB-C 60W Charging, 1 Cable Bay	J, K	EUQ1-Q51P-101101				<b>1210.96</b>			
1 Power Receptacle, 1 Smart USB-A+C Charging, 1 USB-C 60W Charging, 2 Data Ports	J, K	EUQ1-Q51P-101120				<b>1033.28</b>			
1 Power Receptacle, 1 Smart USB-A+C Charging, 2 Data Ports, 1 Cable Bay	J, K	EUQ1-Q51P-101021				<b>937.50</b>			
1 Power Receptacle, 1 USB-C 60W Charging, 3 Data Ports	J, K	EUQ1-Q51P-100130				<b>934.38</b>			
1 Power Receptacle, 3 Data Ports, 1 Cable Bay	J, K	EUQ1-Q51P-100031				<b>838.60</b>			
2 Power Receptacles, 2 Smart USB-A+C Charging, 1 Cable Bay	J, K	EUQ1-Q51P-211001				<b>1042.48</b>			
2 Power Receptacles, 1 Smart USB-A+C Charging, 1 USB-C 60W Charging, 1 Data Port	J, K	EUQ1-Q51P-201110				<b>1039.36</b>			
2 Power Receptacles, 1 USB-C 60W Charging, 2 Data Ports	J, K	EUQ1-Q51P-200120				<b>940.46</b>			
2 Power Receptacles, 1 USB-C 60W Charging, 1 Cable Bay	J, K	EUQ1-Q51P-200101				<b>1118.14</b>			
2 Power Receptacles, 2 Data Ports, 1 Cable Bay	J, K	EUQ1-Q51P-200021				<b>844.68</b>			
2 Power Receptacles, 4 Data	J, K	EUQ1-Q51P-200040				<b>667.00</b>			
3 Power Receptacles, 1 Smart USB-A+C Charging, 1 Cable Bay	J, K	EUQ1-Q51P-301001				<b>949.66</b>			
3 Power Receptacles, 1 USB-C 60W Charging, 1 Data Port	J, K	EUQ1-Q51P-300110				<b>946.54</b>			
3 Power Receptacles, 1 Data Port, 1 Cable Bay	J, K	EUQ1-Q51P-300011				<b>850.76</b>			
3 Power Receptacles, 2 Smart USB-A+C Charging, 1 Data Port	J, K	EUQ1-Q51P-311010				<b>870.88</b>			
3 Power Receptacles, 1 Smart USB-A+C Charging, 2 Data Ports	J, K	EUQ1-Q51P-301020	<b>771.98</b>						
3 Power Receptacles, 3 Data Ports	J, K	EUQ1-Q51P-300030	<b>673.08</b>						

# Quick Connect Two Power — Flip Top Unit with Smooth Bezel

	Length	Number	Price
<b>Starter Box</b>	10'(3048mm)	EUQB-0072-1	<b>\$856.34</b>



EUQB-0072-1

Class YA – SIN 33721



### Features

- Includes 10'(3048mm) 15 Amp cord with plug (NEMA 5-15P) starter box with female connector and attachment material.
- Starter box with 12 Amp breaker features system indicator to limit number of connections.

### To Order, Specify:

- 1) Product number.  
(No finish specification required.)

### Specification Tips

- Modular Connection attaches to a Quick Connect Two Smooth Bezel Flip Top Unit or Pass-Through Connector.
- Plug connects to building power receptacle (NEMA 5-15R).
- Applications may have up to eight modular connections; eight Flip Top Units with Smooth Bezel and/or Pass-Through Connectors per Starter Box.
- **For use with 120 volt 60 hertz power source only.**
- Refer to Specification Guide for application guidelines.
- Application may require approval of local authority having jurisdiction (AHJ); ensure compliance before placing orders and installation.

<b>Pass-Through Connector</b>	36"(914mm)	EUQJ-0036-1	<b>\$169.55</b>
	60"(1524mm)	EUQJ-0060-1	<b>169.55</b>



EUQJ-1

Class YA – SIN 33721



### Features

- Includes 36"(914mm) or 60"(1524mm) Pass-Through Connector with male and female connections.
- For use when additional length is required between Quick Connect Two Smooth Bezel Flip Top Units with Smooth Bezel.

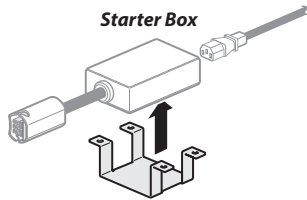
### To Order, Specify:

- 1) Product number.  
(No finish specification required.)

### Specification Tips

- Needed for rectangular surfaces greater than 60"(1524mm).
- May be needed for non-linear powered Table applications.
- **For use with 120 volt 60 hertz power source only.**
- Refer to Specification Guide for application guidelines.
- Application may require approval of local authority having jurisdiction (AHJ); ensure compliance before placing orders and installation.

<b>Starter Box Bracket</b>		TA01-0227	<b>\$15.64</b>
----------------------------	--	-----------	----------------



TA01-0227

Class TA1 – SIN 33721;  
Discount Group X

### Features

- Includes one starter box bracket for mounting starter box under table (outside of stretcher).
- Standard in black.
- Field installed.

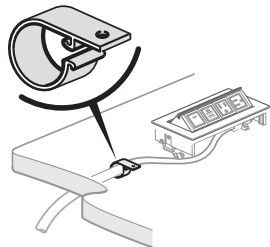
### To Order, Specify:

- 1) Product number.  
(No finish specification required.)

### Specification Tips

- Recommended to secure Starter Box.
- For use with tables without trough/stretcher.

<b>Wire Manager Clips</b>		TA01-0225	<b>\$31.30</b>
---------------------------	--	-----------	----------------



TA01-0225

Class TA1 – SIN 33721;  
Discount Group X

### Features

- Includes ten wire manager clips and screws.
- Standard in black plastic.
- Field installed.

### To Order, Specify:

- 1) Product number.  
(No finish specification required.)

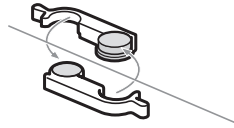
### Specification Tip

- Specify for cord management as needed.

This page intentionally blank

# Planes Training Tables — Accessories

	Number	Price
<b>Ganging Mechanism</b>	TA01-0222	\$150.50



TA01-0222  
(one set)

**Features**

- Includes four (two sets) ganging mechanisms and attachment hardware.
- Standard in black.
- Ganging Mechanism required for in-line powered Planes C-Leg and Y-Leg Training Tables.
- Field installed.

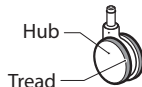
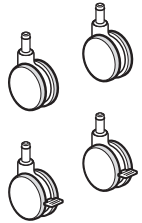
**To Order, Specify:**

- 1) Product number.  
(No finish specification required.)

**Specification Tip**

- Planes C-Leg Training Tables are drilled for ganging mechanisms.

<b>Casters</b>	TA01-0216	\$47.70
----------------	-----------	---------



TA01-0216

**Features**

- Includes 4 casters: 2 locking, 2 non-locking.  
–Casters are available with:  
Light platinum or fog hub with graphite tread, or black hub with black tread.
- Field installed.

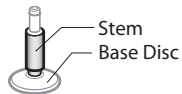
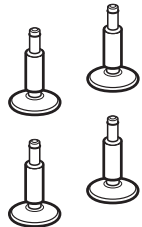
**To Order, Specify:**

- 1) Product number.
- 2) Trim color for hub.

**Specification Tips**

- Casters are for use with Planes C-Leg and Y-Leg Training Tables and carts.
- Casters and glides are field interchangeable.

Glides	Description	Number	Price
	Painted Stem	TA01-0215	\$166.01
	Polished Stem	TA01-0223	\$166.01



TA01-0215

**Features**

- Includes 4 adjustable glides.
- Glides have 0.5" (13mm) height adjustment.
- Glides stems are either painted (specify paint trim color) or polished aluminum.
- Glide base disc is available in light platinum, fog or black (specify trim color).
- Field installed.

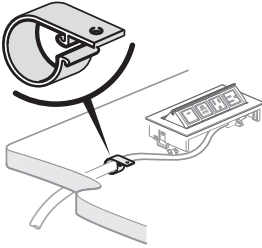
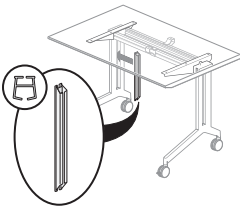

**To Order, Specify:**

- 1) Product number.
- 2) Stem trim color (for painted Glide).
- 3) Base Disc trim color.

**Specification Tips**

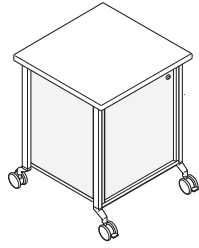
- Glides are for use with Planes C-Leg and Y-Leg Training Tables and carts.
- Casters and glides are field interchangeable.

## Planes Training Tables — Accessories

	Number	Price
<b>Wire Manager Clips</b>  <p>TA01-0225 Class TA1 – SIN 33721; Discount Group X</p>	TA01-0225	\$31.30
<b>Features</b> <ul style="list-style-type: none"> <li>• Includes ten wire manager clips and screws.</li> <li>• Standard in black.</li> <li>• Field installed.</li> </ul>		<b>To Order, Specify:</b> <ol style="list-style-type: none"> <li>1) Product number. (No finish specification required.)</li> </ol>
<b>Specification Tip</b> <ul style="list-style-type: none"> <li>• Specify for cord management as needed.</li> </ul>		
<b>Vertical Wire Manager</b>  <p>TA01-0228 Class TA1 – SIN 33721; Discount Group X</p>	<b>Length</b> 16"(406mm) <b>Number</b> TA01-0228-F	<b>Price</b> \$57.91
<b>Features</b> <ul style="list-style-type: none"> <li>• Includes one plastic wire manager.</li> <li>• Standard in black.</li> <li>• Field installed.</li> </ul>		<b>To Order, Specify:</b> <ol style="list-style-type: none"> <li>1) Product number. (No finish specification required.)</li> </ol>
<b>Specification Tip</b> <ul style="list-style-type: none"> <li>• For use on Planes C-Leg Training Tables for wire management.</li> <li>• Snaps into top portion of C-leg base.</li> </ul>		
<b>Grommet</b>  <p>WQAG-PS Class PT – SIN 33721; Discount Group IX</p>	<b>Top Thickness</b> 1.18"(30mm) <b>Number</b> WQAG-0303-PS	<b>Price</b> \$63.92
<b>Features</b> <ul style="list-style-type: none"> <li>• Includes one 3"(76mm) diameter grommet with cover.</li> <li>• Requires 2.75"(70mm) diameter field drilled hole.</li> <li>• Field installed.</li> </ul>		<b>To Order, Specify:</b> <ol style="list-style-type: none"> <li>1) Product number.</li> <li>2) Trim color.</li> </ol>

# Planes Carts — Small Media

	Height	Depth	Width	Number	①②	Laminate A	B
<b>Cart – Small Media – Laminate</b>	Laminate						
	29"(737mm)	22"(559mm)	22.5"(572mm)	GAKF-1919-LJ SN	■ ■ 4	\$1641.03	\$1730.43



GAKF-1919

**Features**

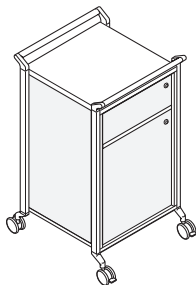
- Includes cart with one door, shelf and hardware.
- Laminate with 1mm edgeband.
- Rails are aluminum and available in metallic trim colors only.
- Cart top has overhang with 22"(559mm) x 22.5"(572mm) usable top surface.
- Standard with one adjustable shelf – 1"(25mm) increments.
- Cart door has touch latch with locking option.
- Optional locks are available in black or chrome.
- For lock options refer to Lock Program Price List.
- Optional casters or glides are field interchangeable:
  - Casters (two locking/two non-locking) are available with:
    - Light platinum or fog hub with graphite tread, or
    - black hub with black tread.
  - Optional glides (four) are available in light platinum, fog or black with 0.5"(13mm) height adjustment.
    - Glide stem is painted to match base; glide base disc color must be specified.
- Cart interior dimensions: 17.38"(411mm) W x 21.62"(549mm) H x 16.88"(429mm) D
- Cart door opening: 16.5"(419mm) W x 21.62"(549mm) H
- Ships assembled.

**To Order, Specify:**

- Product number, including:
  - ① **Door Locking Option:**
    - N Non-locking
    - A Locking, add \$86.19 list
  - ② **Base Option:**
    - C Caster
    - G Glide
- Laminate surface color.
- Edge trim color.
- Rail trim color. (Metallic and accent trim colors only.)
- Caster/Glide base disc trim color:
  - Black – TR-F
  - Fog – TR-7
  - Light Platinum – TR-LPL
- Lock plug trim color.
  - Black – LR-BL
  - Chrome – LR-BP

## Planes Carts — Medium Media

	Height	Depth	Width	Number	① ②	Laminate A	B
<b>Cart – Medium Media – Laminate</b>	Laminate						
	36"(914mm)	19"(483mm)	19"(483mm)	GAKE-1919-LJ SN	6	\$2244.46	\$2333.86



GAKE-1919

**Features**

- Includes cart with four doors and hardware.
- Laminate with 1mm edgeband.
- Standard with dual handles.
- Rails and handles are aluminum and available in metallic trim colors only.
- Cart standard with 2.75"(70mm) diameter bottom cutout for wire access to floor. Optional grommet separately specified for field retrofitting.
- Cart door configuration:
  - 6.38"(162mm) high upper touch latch flap door in front and back that folds down flat to allow air flow and is standard with locking option
  - 21.75"(552mm) lower touch latch door in front and back with locking option with adjustable shelf in 1"(25mm) increments
- 4"(101mm) deep full-height enclosure in front for power and cable management.
- Optional locks are available in black or chrome.
- For lock options refer to Lock Program Price List.
- Optional casters or glides are field interchangeable:
  - Casters (two locking/two non-locking) are available with:
    - Light platinum or fog hub with graphite tread, or
    - black hub with black tread.
  - Optional glides (four) are available in light platinum, fog or black with 0.5"(13mm) height adjustment.
    - Glide stem is painted to match base; glide base disc color must be specified.
- Glides are light platinum with 0.5"(13mm) height adjustment.
- Ships assembled.

**To Order, Specify:**

1) Product number, including:

**① Door Locking Option:**

- N** Non-locking
- A** Locking, add **\$86.19** list

**② Base Option:**

- C** Caster
- G** Glide

- 2) Laminate surface color.
- 3) Edge trim color.
- 4) Rail trim color. (Metallic and accent trim colors only.)
- 5) Caster/Glide base disc trim color:
  - Black – TR-F
  - Fog – TR-7
  - Light Platinum – TR-LPL
- 6) Lock plug trim color.
  - Black – LR-BL
  - Chrome – LR-BP

**Specification Tip**

The following Planes products are separately specified:

–Grommet



# Planes Carts – Catering

	Height	Depth	Width	Number	①	Laminate A	B	
<b>Cart – Catering – Laminate</b>	36”(914mm)	19”(483mm)	35.25”(895mm)	GAKG-1935-LJ	SNN	6	\$1985.83	\$2075.23



GAKG-1935

**Features**

- Includes cart, shelf and shelf hardware.
- Laminate with 1mm edgeband.
- Standard with dual handles.
- Rails and handles are aluminum and available in metallic trim colors only.
- Standard with center adjustable shelf; 3.5”(89mm) increments.
- Each cart end has upper and lower open stationary shelves with shelf rails to accommodate beverage containers.
- Optional casters or glides are field interchangeable:
  - Casters (two locking/two non-locking) are available with: Light platinum or fog hub with graphite tread, or black hub with black tread.
- Optional glides (four) are available in light platinum, fog or black with 0.5”(13mm) height adjustment.
  - Glide stem is painted to match base; glide base disc color must be specified.
- Ships assembled.

**To Order, Specify:**

- 1) Product number, including:

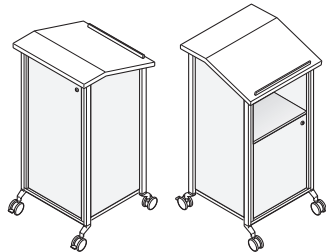
**① Base Option:**

- C** Caster
- G** Glide

- 2) Laminate surface color.
- 3) Edge trim color.
- 4) Rail and handles trim color. (Metallic and accent trim colors only.)
- 5) Caster/Glide base disc trim color:
  - Black – TR-F
  - Fog – TR-7
  - Light Platinum – TR-LPL

## Planes Cart – Podium

Height	Depth	Width	Number	①②	Laminate A	B
<b>Cart – Podium – Laminate</b>						
<b>Laminate</b>						
46"(1168mm)	22.25"(565mm)	22.5"(572mm)	GAKD-1919-LJ	SN ■ ■ 9	\$2763.26	\$2852.66



GAKD-1919

**Features**

- Includes podium, shelf and hardware.
- Laminate with 1mm edgeband.
- Podium sloping top is 22.5"(572mm) wide x 16.38"(416mm) deep with paper ledge.
- Rails are aluminum and available in metallic trim colors only.
- Optional casters or glides are field interchangeable:
  - Casters (two locking/two non-locking) are available with: Light platinum or fog hub with graphite tread, or black hub with black tread.
- Optional glides (four) are available in light platinum, fog or black with 0.5"(13mm) height adjustment.
  - Glide stem is painted to match base; glide base disc color must be specified.
- Podium doors are touch latch and available as all locking or all non-locking.
- Optional locks are available in black or chrome
- For lock options refer to Lock Program Price List.
- Podium user side has open shelf, lower storage with lockable touch latch door and one adjustable shelf.
- Podium back has touch latch, lockable full height door with full-height enclosure for power and cable management.
- Podium bottom has 2.75"(70mm) cutout for wire access to floor.
  - Optional grommet can be ordered separately for field installation.
- Ships assembled.

**To Order, Specify:**

1) Product number, including:

**① Door Locking Option:**

- N** Non-locking, all
- A** Locking, add **\$86.19** list

**② Base Option:**

- C** Caster
- G** Glide

2) Laminate surface color.

3) Edge trim color.

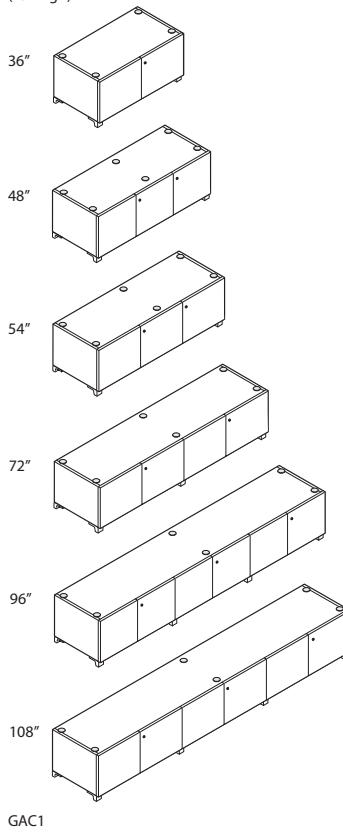
4) Rail trim color.  
(Metallic and accent trim colors only.)5) Caster/Glide base disc trim color:  
Black – TR-F  
Fog – TR-7  
Light Platinum – TR-LPL6) Lock plug trim color.  
Black – LR-BL  
Chrome – LR-BP**Specification Tip**

The following Planes products are separately specified:

–Grommet

# Planes Credenza Bases – 19" High

	Overall Height*	Depth	Width	Number	①	Laminate A	B	Wood Group A	Group B
<b>Credenza Base – 19" (483mm) High – Laminate or Wood</b> (19" high)	<b>Laminate</b>								
	19"(483mm)	20"(508mm)	36"(914mm)	GAC1-2036-LNSN	G2	\$1465.44	\$1554.84		
			48"(1219mm)	GAC1-2048-LNSN	G2	1944.32	2081.64		
			54"(1372mm)	GAC1-2054-LNSN	G2	2183.76	2345.04		
			72"(1829mm)	GAC1-2072-LNSN	G2	2902.08	3135.24		
			96"(2438mm)	GAC1-2096-LNSN	G2	3859.84	4188.84		
			108"(2743mm)	GAC1-20A8-LNSN	G2	4338.72	4715.64		
	<b>Wood</b>								
	19"(483mm)	20"(508mm)	36"(914mm)	GAC1-2036-WNSN	G2			\$2479.13	\$2541.90
			48"(1219mm)	GAC1-2048-WNSN	G2			3293.23	3407.12
			54"(1372mm)	GAC1-2054-WNSN	G2			3700.28	3839.73
			72"(1829mm)	GAC1-2072-WNSN	G2			4921.43	5137.56
		96"(2438mm)	GAC1-2096-WNSN	G2			6549.63	6868.00	
		108"(2743mm)	GAC1-20A8-WNSN	G2			7363.73	7733.22	



**Features**

- Includes 19"(483mm) high base cabinet with one or more shelves, doors, legs and hardware.
- **Credenza top is ordered separately.**
- Laminate with 1mm edgeband or wood veneer with wood 1mm edgeband.
- Wood door fronts are matched veneer.
- 1/8"(3mm) reveal between credenza top and base
- Credenza base available in standard core.
- Cabinet doors have touch latches.
- Optional locks are available in Black or Chrome.
- For lock options refer to Lock Program Price List.
- Leg is 2.25"(57mm) high painted aluminum.
- Available with black glides only; 1.5"(38mm) height adjustment.
- Includes one adjustable shelf per cabinet with 1.25"(32mm) adjustment increments.
  - 36"(914mm) wide has two doors and four legs
  - 48"(1219mm) wide has three doors and four legs
  - 54"(1372mm) wide has three doors and four legs
  - 72"(1829mm) wide has four doors and six legs
  - 96"(2438mm) wide has six doors and eight legs
  - 108"(2743mm) wide has six doors and eight legs
- Ships unassembled.

**Specification Tips**

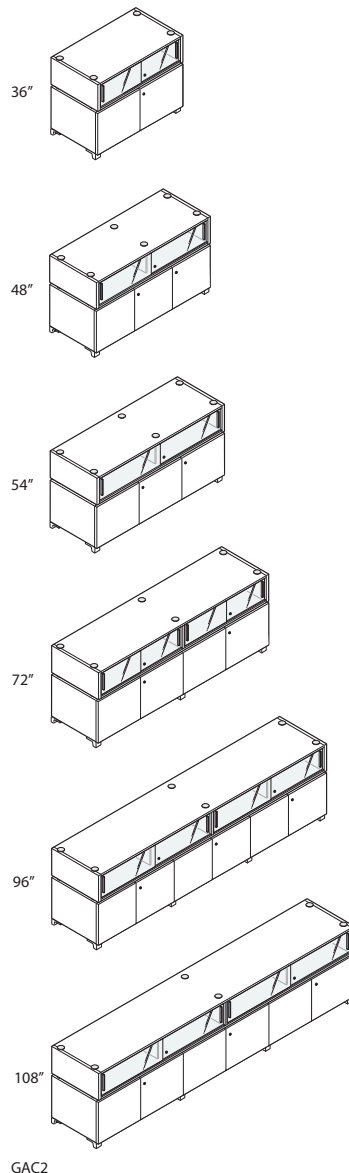
- **Must order a 1.18"(30mm) thick credenza top separately.**
  - Grommets are ordered separately and requires field cutting and installation.
- \* Overall height includes credenza base, legs, reveal and separately specified credenza top.

**To Order, Specify:**

- 1) Product number, including:
    - ① **Locking Option:**
      - N** Non-locking
      - A** All locking, add **\$86.19** list
  - 2) Laminate surface color or wood finish color.
  - 3) Edge trim color for laminate.
  - 4) Leg trim color.
  - 5) Lock plug trim color.
    - Black – LR-BL
    - Chrome – LR-BP
- Note:** \$59.46 upcharge (list) for Metallic trim colors.

# Planes Credenza Base with Slider Unit – 29" High

Overall Height*	Depth	Width	Number	①	Glass A	C	F	Translucent	
<b>Credenza Base – 29" (737mm) High with Slider Unit – Laminate or Wood (29" high)</b>									
<b>Laminate – Grade A</b>									
36"	29"(737mm)	20"(508mm)	36"(914mm)	GAC2-2036-LGSN	G4	\$ 2262.01	\$ 2853.67	\$ 3120.82	\$ 2523.82
			48"(1219mm)	GAC2-2048-LGSN	G4	3011.67	3800.65	4156.78	3359.72
			54"(1372mm)	GAC2-2054-LGSN	G4	3386.50	4274.14	4674.76	3777.67
			72"(1829mm)	GAC2-2072-LGSN	G4	4510.99	5694.61	6228.70	5031.52
			96"(2438mm)	GAC2-2096-LGSN	G4	6010.31	7588.57	8300.62	6703.32
			108"(2743mm)	GAC2-20A8-LGSN	G4	6759.97	8535.55	9336.58	7539.22
<b>Laminate – Grade B</b>									
48"	29"(737mm)	20"(508mm)	36"(914mm)	GAC2-2036-LGSN	G4	\$ 2444.00	\$ 3035.66	\$ 3302.81	\$ 2705.81
			48"(1219mm)	GAC2-2048-LGSN	G4	3253.70	4042.68	4398.81	3601.75
			54"(1372mm)	GAC2-2054-LGSN	G4	3658.55	4546.19	4946.81	4049.72
			72"(1829mm)	GAC2-2072-LGSN	G4	4873.10	6056.72	6590.81	5393.63
			96"(2438mm)	GAC2-2096-LGSN	G4	6492.50	8070.76	8782.81	7185.51
			108"(2743mm)	GAC2-20A8-LGSN	G4	7302.20	9077.78	9878.81	8081.45
<b>Wood Group A</b>									
54"	29"(737mm)	20"(508mm)	36"(914mm)	GAC2-2036-WGSN	G4	\$ 4011.62	\$ 4603.28	\$ 4870.43	\$ 4273.43
			48"(1219mm)	GAC2-2048-WGSN	G4	5236.98	6025.96	6382.09	5585.03
			54"(1372mm)	GAC2-2054-WGSN	G4	5849.66	6737.30	7137.92	6240.83
			72"(1829mm)	GAC2-2072-WGSN	G4	7687.70	8871.32	9405.41	8208.23
			96"(2438mm)	GAC2-2096-WGSN	G4	10138.42	11716.68	12428.73	10831.43
			108"(2743mm)	GAC2-20A8-WGSN	G4	11363.78	13139.36	13940.39	12143.03
<b>Wood Group B</b>									
72"	29"(737mm)	20"(508mm)	36"(914mm)	GAC2-2036-WGSN	G4	\$ 4116.99	\$ 4708.65	\$ 4975.80	\$ 4378.80
			48"(1219mm)	GAC2-2048-WGSN	G4	5370.79	6159.77	6515.90	5718.84
			54"(1372mm)	GAC2-2054-WGSN	G4	5997.69	6885.33	7285.95	6388.86
			72"(1829mm)	GAC2-2072-WGSN	G4	7878.39	9062.01	9596.10	8398.92
			96"(2438mm)	GAC2-2096-WGSN	G4	10385.99	11964.25	12676.30	11079.00
			108"(2743mm)	GAC2-20A8-WGSN	G4	11639.79	13415.37	14216.40	12419.04



**Features**

- Includes 19"(483mm) high base cabinet with one shelf, doors, legs and 10"(254mm) high upper slider unit with glass or translucent slider doors, pulls and hardware.
- **Credenza top is ordered separately.**
- Laminate with 1mm edgeband or wood veneer with 1mm wood edgeband.
- Wood grain on door fronts of the base unit will be matched, while side panels of the base unit and slider may not have matching wood grain.
- 1/8"(3mm) reveal between base and slider unit and between slider unit and credenza top.
- Available in standard core.
- Cabinet doors have touch latches.
- Slider unit doors are glass or translucent with painted aluminum bar pulls.
- Optional locks are available in black or chrome.
- For lock options refer to Lock Program Price List.
- Leg is 2.25"(57mm) high painted metal.
- Available with black glides only; 1.5"(38mm) height adjustment.
- Cabinet includes one adjustable shelf per cabinet with 1.25"(32mm) adjustment increments.
  - 36"(914mm) wide has two doors and four legs
  - 48"(1219mm) wide has three doors and four legs
  - 54"(1372mm) wide has three doors and four legs
  - 72"(1829mm) wide has four doors and six legs
  - 96"(2438mm) wide has six doors and eight legs
  - 108"(2743mm) wide has six doors and eight legs
- Ships unassembled.

**To Order, Specify:**

- 1) Product number, including:
  - ① **Locking Option:**
    - N** Non-locking
    - A** All locking, add \$172.42 list
    - L** Slider unit locking only, add \$86.19 list
- 2) Laminate surface color or wood finish color.
- 3) Edge trim color for laminate.
- 4) Leg and slider pull trim color.
- 5) Slider unit glass/translucent door.
- 6) Lock plug trim color.
  - Black – LR-BL
  - Chrome – LR-BP

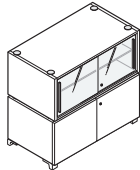
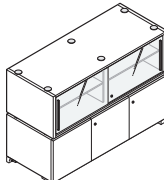
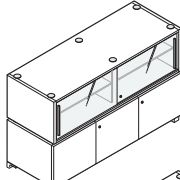
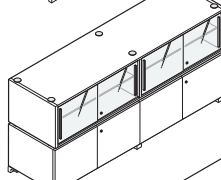
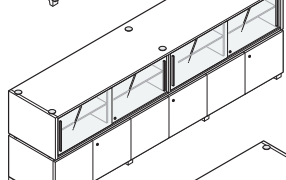
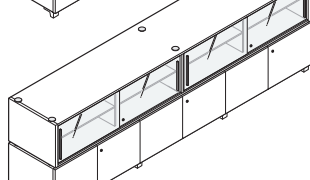
**Note:** \$59.46 upcharge (list) for Metallic trim colors.

**Specification Tip**

- **Must order a 1.18"(30mm) thick credenza top separately.**

\* Overall height includes credenza base, legs, reveal, slider unit and separately specified credenza top.

# Planes Credenza Base with Slider Unit — 35" High

	Overall Height*	Depth	Width	Number	①	Glass A	C	F	Translucent	
<b>Credenza Base – 35" (889mm) High with Slider Unit – Laminate or Wood</b> (35" high)      	<b>Laminate – Grade A</b>									
	35" (889mm)	20" (508mm)	36" (914mm)	GAC2-2036-LGSN	G6	\$ 2715.38	\$ 3307.04	\$ 3574.19	\$ 2977.19	
			48" (1219mm)	GAC2-2048-LGSN	G6	3611.90	4400.88	4757.01	3959.95	
			54" (1372mm)	GAC2-2054-LGSN	G6	4060.16	4947.80	5348.42	4451.33	
			72" (1829mm)	GAC2-2072-LGSN	G6	5404.94	6588.56	7122.65	5925.47	
			96" (2438mm)	GAC2-2096-LGSN	G6	7197.98	8776.24	9488.29	7890.99	
			108" (2743mm)	GAC2-20A8-LGSN	G6	8094.50	9870.08	10671.11	8873.75	
	<b>Laminate – Grade B</b>									
		35" (889mm)	20" (508mm)	36" (914mm)	GAC2-2036-LGSN	G6	\$ 2897.37	\$ 3489.03	\$ 0.00	\$ 3159.18
				48" (1219mm)	GAC2-2048-LGSN	G6	3853.93	4642.91	4999.04	4201.98
				54" (1372mm)	GAC2-2054-LGSN	G6	4332.21	5219.85	5620.47	4723.38
				72" (1829mm)	GAC2-2072-LGSN	G6	5767.05	6950.67	7484.76	6287.58
				96" (2438mm)	GAC2-2096-LGSN	G6	7680.17	9258.43	9970.48	8373.18
				108" (2743mm)	GAC2-20A8-LGSN	G6	8636.73	10412.31	11213.34	9415.98
	<b>Wood Group A</b>									
		35" (889mm)	20" (508mm)	36" (914mm)	GAC2-2036-WGSN	G6	\$ 4464.99	\$ 5056.65	\$ 5323.80	\$ 4726.80
				48" (1219mm)	GAC2-2048-WGSN	G6	5837.21	6626.19	6982.32	6185.26
				54" (1372mm)	GAC2-2054-WGSN	G6	6523.32	7410.96	7811.58	6914.49
				72" (1829mm)	GAC2-2072-WGSN	G6	8581.65	9765.27	10299.36	9102.18
				96" (2438mm)	GAC2-2096-WGSN	G6	11326.09	12904.35	13616.40	12019.10
				108" (2743mm)	GAC2-20A8-WGSN	G6	12698.31	14473.89	15274.92	13477.56
	<b>Wood Group B</b>									
		35" (889mm)	20" (508mm)	36" (914mm)	GAC2-2036-WGSN	G6	\$ 4570.36	\$ 5162.02	\$ 5429.17	\$ 4832.17
				48" (1219mm)	GAC2-2048-WGSN	G6	5971.02	6760.00	7116.13	6319.07
			54" (1372mm)	GAC2-2054-WGSN	G6	6671.35	7558.99	7959.61	7062.52	
			72" (1829mm)	GAC2-2072-WGSN	G6	8772.34	9955.96	10490.05	9292.87	
			96" (2438mm)	GAC2-2096-WGSN	G6	11573.66	13151.92	13863.97	12266.67	
			108" (2743mm)	GAC2-20A8-WGSN	G6	12974.32	14749.90	15550.93	13753.57	

**Features**

- Includes 19" (483mm) high base cabinet with one shelf, doors, legs and 16" (406mm) high upper slider unit with one shelf, glass or acrylic slider doors, door tracks, pulls and hardware.
- **Credenza top is ordered separately.**
- Laminate with 1mm edgeband or wood veneer with 1mm wood edgeband.
- Wood grain on door fronts of the base unit will be matched, while side panels of the base unit and slider may not have matching wood grain.
- 0.125" (3mm) reveal between base and slider unit and between slider unit and credenza top.
- Credenza available in standard core.
- Cabinet doors have touch latches.
- Slider unit doors are glass or translucent with painted aluminum bar pulls.
- Optional locks are available in black or chrome.
- For lock options refer to Lock Program Price List.
- Leg is 2.25" (57mm) high painted metal.
- Available with Black glides only; 1.5" (38mm) height adjustment.
- Slider unit includes one adjustable shelf per unit with 1.25" (32mm) adjustment increments.
- Cabinet includes one adjustable shelf per cabinet with 1.25" (32mm) adjustment increments.
  - 36" (914mm) wide has two doors and four legs
  - 48" (1219mm) wide has three doors and four legs
  - 54" (1372mm) wide has three doors and four legs
  - 72" (1829mm) wide has four doors and six legs
  - 96" (2438mm) wide has six doors and eight legs
  - 108" (2743mm) wide has six doors and eight legs
- Ships unassembled.

**Specification Tip**

- **Must order a 1.18" (30mm) thick credenza top separately.**

\* Overall height includes credenza base legs, reveal, slider unit and credenza top.

**To Order, Specify:**

- 1) Product number, including:

**① Locking Option:**

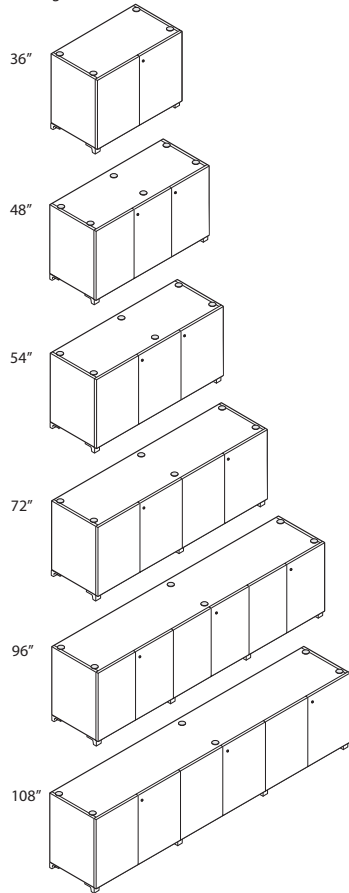
- N** Non-locking
- A** All locking, add \$172.42 list
- L** Slider unit locking only, add \$86.19 list

- 2) Laminate surface color or wood finish color.
- 3) Edge trim color for laminate.
- 4) Leg and slider door pull trim color.
- 5) Slider unit glass/translucent door.
- 6) Lock plug trim color.
  - Black – LR-BL
  - Chrome – LR-BP

**Note:** \$59.46 upcharge (list) for Metallic trim colors.

## Planes Credenza Base – 29" High

Overall Height*	Depth	Width	Number	①	Laminate A	B	Wood Group A	Group B
<b>Credenza Base – 29" (737mm) High – Laminate or Wood</b>								
<b>Laminate</b>								
36" (29" high)	20" (508mm)	36" (914mm)	GAC1-2036-LNSN	G4	\$1953.60	\$2043.00		
		48" (1219mm)	GAC1-2048-LNSN	G4	2608.76	2746.08		
		54" (1372mm)	GAC1-2054-LNSN	G4	2929.56	3090.84		
		72" (1829mm)	GAC1-2072-LNSN	G4	3878.40	4111.56		
		96" (2438mm)	GAC1-2096-LNSN	G4	5175.16	5504.16		
		108" (2743mm)	GAC1-20A8-LNSN	G4	5816.76	6193.68		
<b>Wood</b>								
29" (737mm)	20" (508mm)	36" (914mm)	GAC1-2036-WNSN	G4			\$2967.29	\$3030.06
		48" (1219mm)	GAC1-2048-WNSN	G4			3957.67	4071.56
		54" (1372mm)	GAC1-2054-WNSN	G4			4446.08	4585.53
		72" (1829mm)	GAC1-2072-WNSN	G4			5897.75	6113.88
		96" (2438mm)	GAC1-2096-WNSN	G4			7864.95	8183.32
		108" (2743mm)	GAC1-20A8-WNSN	G4			8841.77	9211.26



GAC1

**Features**

- Includes 29" (737mm) high base cabinet with two shelves, doors, legs and hardware.
- Credenza top is ordered separately.**
- Laminate with 1mm edgeband or wood veneer with 1mm wood edgeband.
- Wood door fronts are matched veneer.
- 0.125" (3mm) reveal between base unit and credenza top.
- Credenza available in standard core.
- Cabinet doors have touch latches.
- Optional locks are available in black or chrome.
- For lock options refer to Lock Program Price List.
- Leg is 2.25" (57mm) high painted metal.
- Available with black glides only; 1.5" (38mm) height adjustment.
- Includes one adjustable shelf per cabinet with 0.25" (6mm) adjustment increments.
  - 36" (914mm) wide has two doors and four legs
  - 48" (1219mm) wide has three doors and four legs
  - 54" (1372mm) wide has three doors and four legs
  - 72" (1829mm) wide has four doors and six legs
  - 96" (2438mm) wide has six doors and eight legs
  - 108" (2743mm) wide has six doors and eight legs
- Ships unassembled.

**Specification Tips**

- Must order a 1.18" (30mm) thick credenza top separately.**
- Grommets are ordered separately and requires field cutting and installation.

\* Overall height includes credenza base legs, reveal, slider unit and separately specified credenza top.

**To Order, Specify:**

- Product number, including:

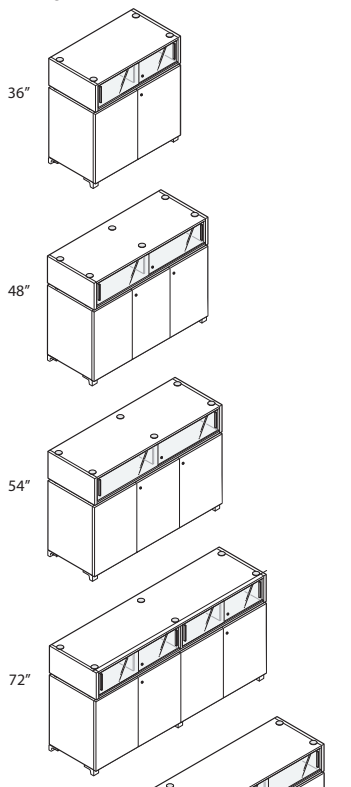
**① Locking Option:**

- N Non-locking
- A All locking, add **\$86.19** list

- Laminate surface color or wood finish color.
- Edge trim color for laminate.
- Leg trim color.
- Lock plug trim color.
  - Black – LR-BL
  - Chrome – LR-BP

**Note:** \$59.46 upcharge (list) for Metallic trim colors.

# Planes Credenza Base with Slider Unit — 39" High

	Overall Height*	Depth	Width	Number	①	Glass A	C	F	Translucent	
<b>Credenza Base – 39" (991mm) High with Slider Unit – Laminate or Wood</b> (39" high) 	<b>Laminate – Grade A</b>									
	39"(991mm)	20"(508mm)	36"(914mm)	GAC2-2036-LGSN	G7	\$ 2737.73	\$ 3329.39	\$ 3596.54	\$ 2999.54	
			48"(1219mm)	GAC2-2048-LGSN	G7	3646.03	4435.01	4791.14	3994.08	
			54"(1372mm)	GAC2-2054-LGSN	G7	4100.18	4987.82	5388.44	4491.35	
			72"(1829mm)	GAC2-2072-LGSN	G7	5462.63	6646.25	7180.34	5983.16	
			96"(2438mm)	GAC2-2096-LGSN	G7	7279.23	8857.49	9569.54	7972.24	
			108"(2743mm)	GAC2-20A8-LGSN	G7	8187.53	9963.11	10764.14	8966.78	
	<b>Laminate – Grade B</b>									
	39"(991mm)	20"(508mm)	36"(914mm)	GAC2-2036-LGSN	G7	\$ 2919.72	\$ 3511.38	\$ 3778.53	\$ 3181.53	
			48"(1219mm)	GAC2-2048-LGSN	G7	3888.06	4677.04	5033.17	4236.11	
			54"(1372mm)	GAC2-2054-LGSN	G7	4372.23	5259.87	5660.49	4763.40	
			72"(1829mm)	GAC2-2072-LGSN	G7	5824.74	7008.36	7542.45	6345.27	
			96"(2438mm)	GAC2-2096-LGSN	G7	7761.42	9339.68	10051.73	8454.43	
			108"(2743mm)	GAC2-20A8-LGSN	G7	8729.76	10505.34	11306.37	9509.01	
	<b>Wood Group A</b>									
	39"(991mm)	20"(508mm)	36"(914mm)	GAC2-2036-WGSN	G7	\$ 4487.34	\$ 5079.00	\$ 5346.15	\$ 4749.15	
			48"(1219mm)	GAC2-2048-WGSN	G7	5871.34	6660.32	7016.45	6219.39	
			54"(1372mm)	GAC2-2054-WGSN	G7	6563.34	7450.98	7851.60	6954.51	
			72"(1829mm)	GAC2-2072-WGSN	G7	8639.34	9822.96	10357.05	9159.87	
			96"(2438mm)	GAC2-2096-WGSN	G7	11407.34	12985.60	13697.65	12100.35	
			108"(2743mm)	GAC2-20A8-WGSN	G7	12791.34	14566.92	15367.95	13570.59	
	<b>Wood Group B</b>									
	39"(991mm)	20"(508mm)	36"(914mm)	GAC2-2036-WGSN	G7	\$ 4592.71	\$ 5184.37	\$ 5451.52	\$ 4854.52	
			48"(1219mm)	GAC2-2048-WGSN	G7	6005.15	6794.13	7150.26	6353.20	
		54"(1372mm)	GAC2-2054-WGSN	G7	6711.37	7599.01	7999.63	7102.54		
		72"(1829mm)	GAC2-2072-WGSN	G7	8830.03	10013.65	10547.74	9350.56		
		96"(2438mm)	GAC2-2096-WGSN	G7	11654.91	13233.17	13945.22	12347.92		
		108"(2743mm)	GAC2-20A8-WGSN	G7	13067.35	14842.93	15643.96	13846.60		

**Features**

- Includes 29"(737mm) high base cabinet with two shelves, doors, legs and 10"(254mm) high upper slider unit with glass or acrylic slider doors, pulls and hardware.
- **Credenza top is ordered separately.**
- Laminate with 1mm edgeband or wood veneer with 1mm wood edgeband.
- Wood grain on door fronts of the base unit will be matched, while side panels of the base unit and slider may not have matching wood grain.
- 0.125"(3mm) reveal between base and slider unit and between slider unit and credenza top.
- Credenza available in standard core.
- Cabinet doors have touch latches.
- Slider unit doors are glass or translucent with painted aluminum bar pulls.
- Optional locks are available in black or chrome.
- For lock options refer to Lock Program Price List.
- Leg is 2.25"(57mm) high painted metal.
- Available with black glides only; 1.5"(38mm) height adjustment.
- Cabinet includes one adjustable shelf per cabinet with 0.25"(6mm) adjustment increments.
  - 36"(914mm) wide has two doors and four legs
  - 48"(1219mm) wide has three doors and four legs
  - 54"(1372mm) wide has three doors and four legs
  - 72"(1829mm) wide has four doors and six legs
  - 96"(2438mm) wide has six doors and eight legs
  - 108"(2743mm) wide has six doors and eight legs
- Ships unassembled.

**To Order, Specify:**

1) Product number, including:

**① Locking Option:**

- N** Non-locking
- A** All locking, add \$172.42 list
- L** Slider unit locking only, add \$86.19 list

- Laminate surface color or wood finish color.
- Edge trim color for laminate.
- Leg and slider pull trim color.
- Slider unit glass/translucent door.
- Lock plug trim color.
  - Black – LR-BL
  - Chrome – LR-BP

**Note:** \$59.46 upcharge (list) for Metallic trim colors.

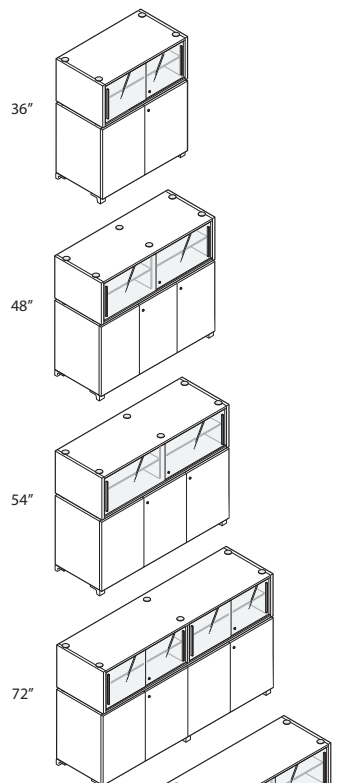
**Specification Tip**

- **Must order a 1.18"(30mm) thick credenza top separately.**

\* Overall height includes credenza base legs, reveal, slider unit and separately specified credenza top.



## Planes Credenza Base with Slider Unit — 45" High

	Overall Height*	Depth	Width	Number	①	Glass A	C	F	Translucent	
<b>Credenza Base – 45" (1143mm) High with Slider Unit – Laminate or Wood</b> (45" high) 	<b>Laminate – Grade A</b>									
	45" (1143mm)	20" (508mm)	36" (914mm)	GAC2-2036-LGSN	G9	\$ 3184.71	\$ 3776.37	\$ 4043.52	\$ 3446.52	
			48" (1219mm)	GAC2-2048-LGSN	G9	4240.25	5029.23	5385.36	4588.30	
			54" (1372mm)	GAC2-2054-LGSN	G9	4768.02	5655.66	6056.28	5159.19	
			72" (1829mm)	GAC2-2072-LGSN	G9	6351.33	7534.95	8069.04	6871.86	
			96" (2438mm)	GAC2-2096-LGSN	G9	8462.41	10040.67	10752.72	9155.42	
			108" (2743mm)	GAC2-20A8-LGSN	G9	9517.95	11293.53	12094.56	10297.20	
	<b>Laminate – Grade B</b>									
	45" (1143mm)	20" (508mm)	36" (914mm)	GAC2-2036-LGSN	G9	\$ 3366.70	\$ 3958.36	\$ 4225.51	\$ 3628.51	
			48" (1219mm)	GAC2-2048-LGSN	G9	4482.28	5271.26	5627.39	4830.33	
			54" (1372mm)	GAC2-2054-LGSN	G9	5040.07	5927.71	6328.33	5431.24	
			72" (1829mm)	GAC2-2072-LGSN	G9	6713.44	7897.06	8431.15	7233.97	
			96" (2438mm)	GAC2-2096-LGSN	G9	8944.60	10522.86	11234.91	9637.61	
			108" (2743mm)	GAC2-20A8-LGSN	G9	10060.18	11835.76	12636.79	10839.43	
	<b>Wood Group A</b>									
	45" (1143mm)	20" (508mm)	36" (914mm)	GAC2-2036-WGSN	G9	\$ 4934.32	\$ 5525.98	\$ 5793.13	\$ 5196.13	
			48" (1219mm)	GAC2-2048-WGSN	G9	6465.56	7254.54	7610.67	6813.61	
			54" (1372mm)	GAC2-2054-WGSN	G9	7231.18	8118.82	8519.44	7622.35	
			72" (1829mm)	GAC2-2072-WGSN	G9	9528.04	10711.66	11245.75	10048.57	
			96" (2438mm)	GAC2-2096-WGSN	G9	12590.52	14168.78	14880.83	13283.53	
		108" (2743mm)	GAC2-20A8-WGSN	G9	14121.76	15897.34	16698.37	14901.01		
<b>Wood Group B</b>										
45" (1143mm)	20" (508mm)	36" (914mm)	GAC2-2036-WGSN	G9	\$ 5039.69	\$ 5631.35	\$ 5898.50	\$ 5301.50		
		48" (1219mm)	GAC2-2048-WGSN	G9	6599.37	7388.35	7744.48	6947.42		
		54" (1372mm)	GAC2-2054-WGSN	G9	7379.21	8266.85	8667.47	7770.38		
		72" (1829mm)	GAC2-2072-WGSN	G9	9718.73	10902.35	11436.44	10239.26		
		96" (2438mm)	GAC2-2096-WGSN	G9	12838.09	14416.35	15128.40	13531.10		
		108" (2743mm)	GAC2-20A8-WGSN	G9	14397.77	16173.35	16974.38	15177.02		

**Features**

- Includes 29" (737mm) high base cabinet with two shelves, doors, legs and 16" (406mm) high upper slider unit with one shelf, glass or translucent slider doors, pulls and hardware.
- Credenza top is ordered separately.**
- Laminate with 1mm edgeband or wood veneer with 1mm wood edgeband.
- Wood grain on door fronts of the base unit will be matched, while side panels of the base unit and slider may not have matching wood grain.
- 0.125" (3mm) reveal between base and slider unit and between slider unit and credenza top.
- Credenza available in standard core.
- Cabinet doors have touch latches.
- Slider unit doors are glass or translucent with painted aluminum bar pulls.
- Optional locks are available in black or chrome.
- Lock plugs and keys are shipped with random numbering unless specified as keyed-alike or master-keyed.
- Leg is 2.25" (57mm) high painted metal.
- Available with black glides only; 1.5" (38mm) height adjustment.
- Slider unit includes one adjustable shelf per unit.
- Cabinet includes one adjustable shelf per cabinet with 1.25" (32mm) adjustment increments.
  - 36" (914mm) wide has two doors and four legs
  - 48" (1219mm) wide has three doors and four legs
  - 54" (1372mm) wide has three doors and four legs
  - 72" (1829mm) wide has four doors and six legs
  - 96" (2438mm) wide has six doors and eight legs
  - 108" (2743mm) wide has six doors and eight legs
- Ships unassembled.

**Specification Tip**

- Must order a 1.18" (30mm) thick credenza top separately.**

\* Overall height includes credenza base legs, reveal, slider unit and separately specified credenza top.

**To Order, Specify:**

- Product number, including:

**① Locking Option:**

- N** Non-locking
- A** All locking, add \$172.42 list
- L** Slider unit locking only, add \$86.19 list

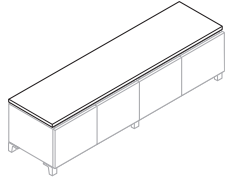
- Laminate surface color or wood finish color.
- Edge trim color for laminate.
- Leg and slider pull trim color.
- Slider unit glass/translucent door.
- Lock plug trim color.
  - Black – LR-BL
  - Chrome – LR-BP

**Note:** \$59.46 upcharge (list) for Metallic trim color.



# Planes Credenza Tops

## Credenza Top – Laminate or Wood



GACJ

Depth	Width	Number	Laminate		Wood Group A	Group B
			A	B		
<b>Laminate</b>						
20"(508mm)	36"(914mm)	GACJ-2036-LJSNNNN	\$ 389.52	\$ 478.92		
	48"(1219mm)	GACJ-2048-LJSNNNN	520.42	624.84		
	54"(1372mm)	GACJ-2054-LJSNNNN	585.87	697.80		
	72"(1829mm)	GACJ-2072-LJSNNNN	782.22	916.68		
	96"(2438mm)	GACJ-2096-LJSNNNN	1044.02	1208.52		
	108"(2743mm)	GACJ-20A8-LJSNNNN	1174.92	1354.44		
<b>Wood</b>						
20"(508mm)	36"(914mm)	GACJ-2036-WKSNNNN			\$ 625.79	\$ 639.77
	48"(1219mm)	GACJ-2048-WKSNNNN			833.33	859.55
	54"(1372mm)	GACJ-2054-WKSNNNN			937.10	969.44
	72"(1829mm)	GACJ-2072-WKSNNNN			1248.41	1299.11
	96"(2438mm)	GACJ-2096-WKSNNNN			1663.49	1738.67
	108"(2743mm)	GACJ-20A8-WKSNNNN			1871.03	1958.45

### Features

- Includes one 1.18"(30mm) thick credenza top and hardware for use on Planes credenza bases.
- Laminate with 1mm edgeband or wood veneer with 1mm wood edgeband.
- Credenza top available in standard core.
- Top installs on credenza base with 0.25"(6mm) reveal.

### To Order, Specify:

- 1) Product number.
- 2) Laminate surface color or wood finish color.
- 3) Edge trim color for laminate.

### Specification Tip

- **Must be used with credenza base for finished aesthetic.**

## Grommet



TA01

Top Thickness	Diameter	Number	Price
0.75"(19mm)	2.75"(70mm)	TA01-0220	\$41.50

### Features

- Includes one grommet.
- Field installed into field cut opening.

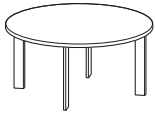
### To Order, Specify:

- 1) Product number.
- 2) Trim color.

**Note:** \$6.39 upcharge list for Metallic and accent trim colors.

## Planes Conference Tables — Interior Leg — Laminate

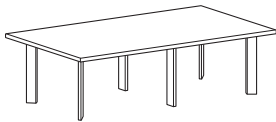
Round, Square, Rectangular



TARN



TARQ



TARA

**Features**

- Includes 1.18"(30mm) top, interior leg bases and hardware.
- Standard table height is 29"(737mm).
- Laminate top with 3mm edgeband or knife edges based upon shape.
- 3mm edgeband or knife edge not available on 42"(1067mm)-60"(1524mm) round tables.
- Table top seams are 1mm edgeband on two piece tops.
- Interior legs are painted aluminum.
- Interior leg is 1.125"(29mm) x 3.25"(83mm).
- Optional Flip top unit electrical modules are separately specified. Refer to electrical components for appropriate product specification.
- Optional cable base can be specified for tables 36"(914mm) deep and deeper:
  - 36"(914mm) deep tables will ship with 8"(203mm) x 14"(356mm) cable base.
  - 42"(1067mm) deep and deeper tables will ship with 14"(356mm) x 14"(356mm) cable base.
  - One piece tops will include one cable base to be centered under table top.
  - Two piece tops will include one cable base to be centered on seams under table top.
  - Cable base and table top(s) are laminate and can be specified in different surface colors and edge trim colors.
  - Optional Cable Base may reduce number of legs shipped with product.
  - Refer to Specification Guide for use guidelines and details.
- Available with glides only; 0.5"(13mm) height adjustment.
- Depth and width shown in nominal dimensions.
- Ships unassembled.

**Specification Tips**

- Cable base not recommended for 30"(762mm) deep tables.
- Cable base for 36"(914mm) deep table is not compatible with Flip top Cutout Options (M) and (Q).
- Tables with multiple-piece tops have equal sized pieces.
- The following Planes products are separately specified:
  - Grommets (field cut opening)
  - Flip top unit electrical modules
  - Horizontal wire manager
- Refer to Specification Guide for seating capacities with Cable Base Option and leg locations.

**To Order, Specify:**

- 1) Product number, including:

**1 Edge Option:**

- J** Edgeband
- F** Knife

**2 Flip top unit Cutout(s):**

Cutout options **F, J, M, Q**:  
add **\$43.24** list for one-piece top;  
add **\$86.48** list for two-piece tops.

- N** None
- F** Center – single-sided/4 outlets
- J** Center – single-sided/6 outlets
- M** Center – double-sided/8 outlets
- Q** Center – double-sided/12 outlets

**3 Cable Base Option:**

- N** None
- C** Cable Base:  
add **\$869.14** list for 36" deep tables;  
add **\$916.53** list for 42" deep and deeper tables

- 2) Laminate surface color.
- 3) 1mm edgeband trim color. (Cascade edge/multiple-tops only)\*
- 4) Edge trim color.
- 5) Base trim color.
- 6) Laminate surface – Cable Base
- 7) Edge trim color – Cable Base

**Note:** **\$59.46** upcharge (list) for Metallic and accent trim colors.

# Planes Conference Tables — Interior Leg — Laminate

Round, Square, Rectangular

No. of Pieces	No. of Legs	Seating Capacity*	Depth	Width	Number ① ② ③	Laminate A		Laminate B	
						J	F	J	F
<b>Round</b>									
1	4	4	42"(1067mm)	42"(1067mm)	TARN-4242-L S JG4N	\$1009.62	\$1339.69	\$1099.43	\$1429.50
1	4	4	48"(1219mm)	48"(1219mm)	TARN-4848-L S JG4N	1253.58	1623.01	1370.09	1739.52
1	4	4	54"(1372mm)	54"(1372mm)	TARN-5454-L S JG4N	1528.82	1937.61	1675.59	2084.38
1	4	4	60"(1524mm)	60"(1524mm)	TARN-6060-L S JG4N	1835.34	2283.49	2015.93	2464.08
2	6	6	66"(1676mm)	66"(1676mm)	TARN-6666-L S JG4	\$2712.07	\$3292.98	\$2930.04	\$3510.95
2	6	6	72"(1829mm)	72"(1829mm)	TARN-7272-L S JG4	3183.80	3804.07	3442.71	4062.98
<b>Square</b>									
1	4	4	42"(1067mm)	42"(1067mm)	TARQ-4242-L S JG4N	\$1009.62	\$1339.69	\$1099.43	\$1429.50
1	4	4	48"(1219mm)	48"(1219mm)	TARQ-4848-L S JG4N	1253.58	1623.01	1370.09	1739.52
1	4	4	54"(1372mm)	54"(1372mm)	TARQ-5454-L S JG4N	1528.82	1937.61	1675.59	2084.38
1	4	8	60"(1524mm)	60"(1524mm)	TARQ-6060-L S JG4N	1835.34	2283.49	2015.93	2464.08
2	6	8	66"(1676mm)	66"(1676mm)	TARQ-6666-L S JG4	\$2712.07	\$3251.57	\$2930.04	\$3469.54
2	6	8	72"(1829mm)	72"(1829mm)	TARQ-7272-L S JG4	3183.80	3762.66	3442.71	4021.57
<b>Rectangular</b>									
1	4	4	30"(762mm)	60"(1524mm)	TARA-3060-L S JG4N	\$1078.84	\$1423.19	\$1169.55	\$1513.90
1	4	4		66"(1676mm)	TARA-3066-L S JG4N	1161.27	1524.94	1261.18	1624.85
1	6	4		72"(1829mm)	TARA-3072-L S JG4N	1243.70	1626.69	1352.81	1735.80
1	4	4	36"(914mm)	60"(1524mm)	TARA-3660-L S JG4	\$1240.22	\$1603.89	\$1349.33	\$1713.00
1	4	4		66"(1676mm)	TARA-3666-L S JG4	1338.44	1721.43	1458.59	1841.58
				72"(1829mm)	TARA-3672-L S JG4	1436.66	1838.97	1567.85	1970.16
1	4	4	42"(1067mm)	48"(1219mm)	TARA-4248-L S JG4	\$1173.58	\$1517.93	\$1275.33	\$1619.68
1	4	4		54"(1372mm)	TARA-4254-L S JG4	1287.59	1651.26	1402.22	1765.89
1	4	4		60"(1524mm)	TARA-4260-L S JG4	1401.60	1784.59	1529.11	1912.10
1	4	6		66"(1676mm)	TARA-4266-L S JG4	1515.61	1917.92	1656.00	2058.31
1	6	6		72"(1829mm)	TARA-4272-L S JG4	1629.62	2051.25	1782.89	2204.52
1	6	6		78"(1981mm)	TARA-4278-L S JG4	1743.63	2184.58	1909.78	2350.73
1	4	4	48"(1219mm)	54"(1372mm)	TARA-4854-L S JG4	\$1433.18	\$1816.17	\$1564.37	\$1947.36
1	4	4		60"(1524mm)	TARA-4860-L S JG4	1562.98	1965.29	1708.89	2111.20
1	4	6		66"(1676mm)	TARA-4866-L S JG4	1692.78	2114.41	1853.41	2275.04
1	6	6		72"(1829mm)	TARA-4872-L S JG4	1822.58	2263.53	1997.93	2438.88
1	6	8		78"(1981mm)	TARA-4878-L S JG4	1952.38	2412.65	2142.45	2602.72
1	4	4	54"(1372mm)	60"(1524mm)	TARA-5460-L S JG4	\$1724.36	\$2145.99	\$1888.67	\$2310.30
1	4	6		66"(1676mm)	TARA-5466-L S JG4	1869.95	2310.90	2050.82	2491.77
1	6	6		72"(1829mm)	TARA-5472-L S JG4	2015.54	2475.81	2212.97	2673.24
1	6	6		78"(1981mm)	TARA-5478-L S JG4	2161.13	2640.72	2375.12	2854.71
1	4	8	60"(1524mm)	66"(1676mm)	TARA-6066-L S JG4	\$2047.12	\$2507.39	\$2248.23	\$2708.50
1	6	8		72"(1829mm)	TARA-6072-L S JG4	2208.50	2688.09	2428.01	2907.60
1	6	8		78"(1981mm)	TARA-6078-L S JG4	2369.88	2868.79	2607.79	3106.70

\*Recommended seating capacity based upon 27"(686mm) per chair.

## Planes Conference Tables — Interior Leg — Laminate

Half Round

No. of Pieces	No. of Legs	Depth	Width	Number ① ②	Laminate A		Laminate B	
					J	F	J	F
1	4	30"(762mm)	60"(1524mm)	TAHN-3060-L S JG4N	\$1069.44	\$1422.52	\$1159.70	\$1512.78
1	4	36"(914mm)	72"(1829mm)	TAHN-3672-L S JG4N	1424.08	1838.54	1553.72	1968.18



TAHN

**Features**

- Includes 1.18"(30mm) thick top, interior leg bases and hardware.
- Standard table height is 29"(737mm).
- Laminate top with 3mm edgeband or knife edges.
- Bases are painted aluminum.
- Optional Flip top unit electrical modules are separately specified. Refer to electrical components for appropriate product specification.
- Available with glides only; 0.5"(13mm) height adjustment.
- Depth and width shown in nominal dimensions.
- Ships unassembled.

**Specification Tips**

- Cable base not recommended for half round tables.
- 3mm edgeband edge is recommended to allow a flat seam between tables.
- Width is meant to accommodate two 30"(762mm) or 36"(914mm) deep rectangular tables.
- The following Planes products are separately specified:
  - Grommets (field cut opening)
  - Flip top unit electrical modules
  - Horizontal wire manager
- Refer to Specification Guide for leg locations.

**To Order, Specify:**

- 1) Product number, including:

**① Edge Option:**

- J** Edgeband
- F** Knife

**② Flip Top Unit Cutout(s):**

- N** None
- F** Center – single sided/4 outlets, add **\$43.24** list
- J** Center – single-sided/6 outlets, add **\$43.24** list

- 2) Laminate surface color.

- 3) Edge trim color.

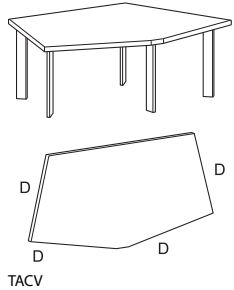
- 4) Base trim color.

**Note:** **\$59.46** upcharge (list) for Metallic and accent trim colors.

# Planes Conference Tables — Interior Leg — Laminate

Polygon

No. of Pieces	No. of Legs	Depth	Width	Number ① ②	Laminate A		Laminate B	
					J	F	J	F
1	5	30"(762mm)	60"(1524mm)	TACV-3060-L S JG4N	\$1075.00	\$1419.71	\$1165.71	\$1510.42
1	5	36"(914mm)	72"(1829mm)	TACV-3672-L S JG4N	1431.99	1834.36	1563.18	1965.55



**Features**

- Includes 1.18"(30mm) thick top, interior leg bases and hardware.
- Standard table height is 29"(737mm).
- Laminate top with 3mm edgeband or knife edges.
- Bases are painted aluminum.
- Optional Flip Top unit electrical modules are separately specified. Refer to electrical components for appropriate product specification.
- Available with glides only; 0.5"(13mm) height adjustment.
- Depth and width shown in nominal dimensions.
- Ships unassembled.

**Specification Tips**

- Cable base not recommended for polygon table.
- 3mm edgeband edge is recommended to allow a flat seam between tables.
- Depth matches 30"(762mm) or 36"(914mm) deep rectangular tables.
- The following Planes products are separately specified:
  - Grommets (field cut opening)
  - Flip top unit electrical modules
  - Horizontal wire manager
- Refer to Specification Guide for leg locations.

**To Order, Specify:**

1) Product number, including:

**① Edge Option:**

- J** Edgeband
- F** Knife

**② Flip Top Unit Cutout(s):**

- N** None
- F** Center – single-sided/4 outlets, add **\$43.24** list
- J** Center – single-sided/6 outlets, add **\$43.24** list

2) Laminate surface color.

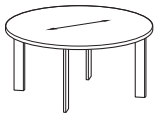
3) Edge trim color.

4) Base trim color.

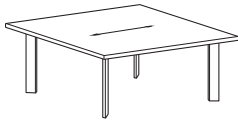
**Note:** **\$59.46** upcharge (list) for Metallic and accent trim colors.

# Planes Conference Tables — Interior Leg — Wood

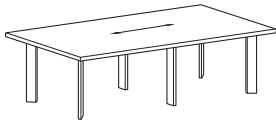
Round, Square, Rectangular



TARN



TARQ



TARA

## Features

- Includes 1.18"(30mm) top, interior leg bases and hardware.
- Standard table height is 29"(737mm).
- Wood veneer top with wood edgeband or knife edge.
- Table top seams are 1mm edge band on two piece tops.
- Interior legs are painted aluminum.
- Interior leg is 1.125"(29mm) x 3.25"(83mm).
- Optional cable base can be specified for tables 36"(914mm) deep and deeper:
  - 36"(914mm) deep tables will ship with 8"(203mm) x 14"(356mm) cable base.
  - 42"(1067mm) deep and deeper tables will ship with 14"(356mm) x 14"(356mm) cable base.
- One piece tops will include one cable base to be centered under table top.
- Two piece tops will include one cable base to be centered on seams under table top.
- Cable base and table top(s) are wood veneer and can be specified in different surface colors and edge trim colors.
- Refer to Specification Guide for use guidelines and details.
- Optional Flip top unit electrical modules are separately specified. Refer to electrical components for appropriate product specification.
- Available with glides only; 0.5"(13mm) height adjustment.
- Depth and width shown in nominal dimensions.
- Ships unassembled.

## Specification Tips

- Cable base not recommended for 30"(762mm) deep tables.
- Tables with multiple-piece tops have equal sized pieces.
- The following Planes products are separately specified:
  - Grommets (field cut opening)
  - Flip top unit electrical modules
  - Horizontal wire manager
- Refer to Specification Guide for seating capacities with Cable Base Option and leg locations.

## To Order, Specify:

1) Product number, including:

### 1 Edge Option:

**K** Edgeband

**U** Knife

### 2 Flip Top Unit Cutout(s):

Cutout options **F, J, M, Q**:  
add **\$43.24** list for one-piece top;  
add **\$86.48** list for two-piece tops.

**N** None

**F** Center – single-sided/4 outlets

**J** Center – single-sided/6 outlets

**M** Center – double-sided/8 outlets

**Q** Center – double-sided/12 outlets

### 3 Cable Base Option:

**N** None

**C** Cable Base:  
add **\$869.14** list for 36" deep tables;  
add **\$916.53** list for 42" deep and deeper tables

2) Wood finish color.

3) Base trim color.

4) Wood finish color – Cable Base.

**Note:** **\$59.46** upcharge (list) for Metallic and accent trim colors.

# Planes Conference Tables — Interior Leg — Wood

Round, Square, Rectangular


No. of Pieces	No. of Legs	Seating Capacity*	Depth	Width	Number	①	②	③	Wood Group A		Wood Group B	
									K	U	K	U
<b>Round</b>												
1	4	4	42"(1067mm)	42"(1067mm)	TARN-4242-W	S	JG4N		\$1517.36	\$1862.55	\$1553.33	\$1927.75
1	4	4	48"(1219mm)	48"(1219mm)	TARN-4848-W	S	JG4N		1867.16	2361.11	1924.34	2460.89
1	4	4	54"(1372mm)	54"(1372mm)	TARN-5454-W	S	JG4N		2485.49	3221.45	2566.42	3360.64
1	4	4	60"(1524mm)	60"(1524mm)	TARN-6060-W	S	JG4N		2963.41	3922.84	3070.63	4106.37
2	6	6	66"(1676mm)	66"(1676mm)	TARN-6666-W	S	JG4		\$4537.64	\$5742.89	\$4673.69	\$5975.51
2	6	6	72"(1829mm)	72"(1829mm)	TARN-7272-W	S	JG4		5442.11	6794.63	5609.53	7081.28
<b>Square</b>												
1	4	4	42"(1067mm)	42"(1067mm)	TARQ-4242-W	S	JG4N		\$1517.36	\$1862.55	\$1553.33	\$1927.75
1	4	4	48"(1219mm)	48"(1219mm)	TARQ-4848-W	S	JG4N		1867.16	2361.11	1924.34	2460.89
1	4	4	54"(1372mm)	54"(1372mm)	TARQ-5454-W	S	JG4N		2485.49	3221.45	2566.42	3360.64
1	4	8	60"(1524mm)	60"(1524mm)	TARQ-6060-W	S	JG4N		2963.41	3922.84	3070.63	4106.37
2	6	8	66"(1676mm)	66"(1676mm)	TARQ-6666-W	S	JG4		\$4537.64	\$5742.89	\$4673.69	\$5975.51
2	6	8	72"(1829mm)	72"(1829mm)	TARQ-7272-W	S	JG4		5442.11	6794.63	5609.53	7081.28
<b>Rectangular</b>												
1	4	4	30"(762mm)	60"(1524mm)	TARA-3060-W	S	JG4N		\$1570.00	\$1969.61	\$1667.14	\$2119.17
1	4	4		66"(1676mm)	TARA-3066-W	S	JG4N		1702.42	2142.28	1823.24	2321.77
1	6	4		72"(1829mm)	TARA-3072-W	S	JG4N		1835.21	2317.48	1979.76	2527.31
1	4	4	36"(914mm)	60"(1524mm)	TARA-3660-W	S	JG4		\$1816.94	\$2239.55	\$1958.05	\$2436.57
1	4	4		66"(1676mm)	TARA-3666-W	S	JG4		1973.03	2436.97	2142.02	2668.30
				72"(1829mm)	TARA-3672-W	S	JG4		2129.50	2636.92	2326.42	2902.97
1	4	4	42"(1067mm)	48"(1219mm)	TARA-4248-W	S	JG4		\$1705.43	\$2072.71	\$1826.56	\$2241.07
1	4	4		54"(1372mm)	TARA-4254-W	S	JG4		1884.47	2289.84	2037.54	2496.05
1	4	4		60"(1524mm)	TARA-4260-W	S	JG4		2063.87	2509.49	2248.95	2753.97
1	4	6		66"(1676mm)	TARA-4266-W	S	JG4		2243.64	2731.67	2460.80	3014.83
1	6	6		72"(1829mm)	TARA-4272-W	S	JG4		2423.78	2956.36	2673.08	3278.62
1	6	6		78"(1981mm)	TARA-4278-W	S	JG4		2604.29	3183.59	2885.80	3545.36
1	4	4	48"(1219mm)	54"(1372mm)	TARA-4854-W	S	JG4		\$2107.73	\$2535.03	\$2300.56	\$2784.32
1	4	4		60"(1524mm)	TARA-4860-W	S	JG4		2310.81	2779.43	2539.85	3071.37
1	4	6		66"(1676mm)	TARA-4866-W	S	JG4		2514.25	3026.36	2779.58	3361.36
1	6	6		72"(1829mm)	TARA-4872-W	S	JG4		2718.06	3275.81	3019.74	3654.28
1	6	8		78"(1981mm)	TARA-4878-W	S	JG4		2922.24	3527.78	3260.34	3950.14
1	4	4	54"(1372mm)	60"(1524mm)	TARA-5460-W	S	JG4		\$2949.79	\$3441.42	\$3222.80	\$3780.82
1	4	6		66"(1676mm)	TARA-5466-W	S	JG4		3176.91	3713.10	3490.41	4099.94
1	6	6		72"(1829mm)	TARA-5472-W	S	JG4		3404.40	3987.30	3758.45	4421.99
1	4	6		78"(1981mm)	TARA-5478-W	S	JG4		3632.25	4264.03	4026.92	4746.98
1	4	8	60"(1524mm)	66"(1676mm)	TARA-6066-W	S	JG4		\$3486.37	\$4046.64	\$3848.03	\$4485.31
1	6	8		72"(1829mm)	TARA-6072-W	S	JG4		3737.53	4345.59	4143.95	4836.50
1	6	8		78"(1981mm)	TARA-6078-W	S	JG4		3989.06	4647.07	4440.31	5190.62

\*Recommended seating capacity based upon 27"(686mm) per chair.

## Planes Conference Tables — Interior Leg — Wood

Half Round

No. of Pieces	No. of Legs	Depth	Width	Number	Wood Group A		Wood Group B			
					K	U	K	U		
1	4	30"(762mm)	60"(1524mm)	TAHN-3060-W	S	JG4N	\$1584.51	\$1917.26	\$1616.18	\$1966.05
1	4	36"(914mm)	72"(1829mm)	TAHN-3672-W	S	JG4N	2218.11	2608.06	2253.08	2663.67



TAHN

**Features**

- Includes 1.18"(30mm) thick top, interior leg bases and hardware.
- Standard table height is 29"(737mm).
- Wood veneer top with 3mm wood edgeband or knife wood edge.
- Bases are painted aluminum.
- Optional Flip top unit electrical modules are separately specified. Refer to electrical components for appropriate product specification.
- Available with glides only; 0.5"(13mm) height adjustment.
- Depth and width shown in nominal dimensions.
- Ships unassembled.

**Specification Tips**

- Cable base not recommended for half round tables.
- 3mm edgeband edge is recommended to allow a flat seam between tables; refer to Specification Guide.
- Width is meant to accommodate two 30"(762mm) or 36"(914mm) deep rectangular tables.
- The following Planes products are separately specified:
  - Grommets (field cut opening)
  - Flip top unit electrical modules
  - Horizontal wire manager
- Refer to Specification Guide for leg locations.

**To Order, Specify:**

- 1) Product number, including:

**1 Edge Option:**

- K** Edgeband
- U** Knife

**2 Flip Top Unit Cutout(s):**

- N** None
- F** Center – single-sided/4 outlets, add **\$43.24** list
- J** Center – single-sided/6 outlets, add **\$43.24** list

- 2) Wood finish color.

- 3) Base trim color.

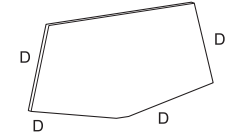
**Note:** **\$59.46** upcharge (list) for Metallic and accent trim colors.



# Planes Conference Tables — Interior Leg — Wood

Polygon

No. of Pieces	No. of Legs	Depth	Width	Number	① ②		Wood Group A		Wood Group B	
					K	U	K	U		
1	5	30"(762mm)	60"(1524mm)	TACV-3060-W	S	JG4N	\$1588.67	\$1922.46	\$1623.77	\$1980.96
1	5	36"(914mm)	72"(1829mm)	TACV-3672-W	S	JG4N	2144.31	2650.20	2310.24	2844.18



TACV

### Features

- Includes 1.18"(30mm) thick top, interior leg bases and hardware.
- Standard table height is 29"(737mm).
- Wood veneer top with 3mm edgeband or knife wood edges
- Bases are painted aluminum.
- Optional Flip top unit electrical modules are separately specified. Refer to electrical components for appropriate product specification.
- Available with glides only; 0.5"(13mm) height adjustment.
- Depth and width shown in nominal dimensions.
- Ships unassembled.

### Specification Tips

- Cable bases not recommended for polygon tables.
- 3mm edgeband edge is recommended to allow a flat seam between tables.
- Depth is meant to accommodate 30"(762mm) or 36"(914mm) deep rectangular tables.
- The following Planes products are separately specified:
  - Grommets (field cut opening)
  - Flip top unit electrical modules
  - Horizontal wire manager
- Refer to Specification Guide for leg locations.

### To Order, Specify:

1) Product number, including:

#### ① Edge Option:

- K** Edgeband
- U** Knife

#### ② Flip Top Unit Cutout(s):

- N** None
- F** Center – single-sided/4 outlets, add **\$43.24** list
- J** Center – single-sided/6 outlets, add **\$43.24** list

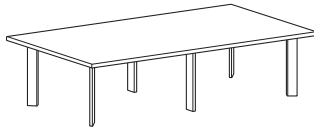
2) Wood finish color.

3) Base trim color.

**Note:** **\$59.46** upcharge (list) for Metallic and accent trim colors.

# Planes Conference Tables — One-Piece Top — Interior Leg — Laminate

Rectangular



TARA

## Features

- Includes 1.18"(30mm) thick top, interior leg bases and hardware.
- Standard table height is 29"(737mm).
- Laminate top with 3mm edgeband or knife edges based upon shape.
- Interior legs are painted aluminum.
- Interior leg is 1.125"(29mm) x 3.25"(83mm).
- Optional cable base can be specified for tables 36"(914mm) deep and deeper:
  - 36"(914mm) deep tables will ship with 8"(203mm) x 14"(356mm) cable base.
  - 42"(1067mm) deep and deeper tables will ship with 14"(356mm) x 14"(356mm) cable base.
  - One piece tops will include one cable base to be centered under table top.
  - Cable base and table top(s) are laminate and can be specified in different surface colors and edge trim colors.
  - Refer to Specification Guide for use guidelines.
- Optional Flip top unit electrical modules are separately specified. Refer to electrical components for appropriate product specification.
- Available with glides only; 0.5"(13mm) height adjustment.
- Depth and width shown in nominal dimensions.
- Ships unassembled.

## Specification Tips

- Cable base for 36"(914mm) deep table is not compatible with Flip Top Cut Out Options (M) and (Q).
- The following Planes products are separately specified:
  - Grommets (field cut opening)
  - Flip top unit electrical modules
  - Horizontal wire management
- Refer to Specification Guide for seating capacities with Cable Base Option and leg locations.

## To Order, Specify:

1) Product number, including:

### 1 Edge Option:

- J** Edgeband
- F** Knife

### 2 Flip Top Unit Cutout(s):

- N** None
- F** Center – single-sided/4 outlets, add **\$43.24** list
- V** Left/Right – single-sided/4 outlets, add **\$86.48** list
- J** Center – single-sided/6 outlets, add **\$43.24** list
- K** Left/Right – single-sided/6 outlets, add **\$86.48** list
- M** Center – double-sided/8 outlets, add **\$43.24** list
- P** Left/Right – double-sided/8 outlets, add **\$86.48** list
- Q** Center – double-sided/12 outlets, add **\$43.24** list
- T** Left/Right – double-sided/12 outlets, add **\$86.48** list

### 3 Cable Base Option:

- N** None
- C** Cable Base: add **\$869.14** list for 36" deep tables; add **\$916.53** list for 42" deep and deeper tables

- 2) Laminate surface color.
- 3) Edge trim color.
- 4) Base trim color.
- 5) Laminate surface – Cable Base
- 6) Edge trim color – Cable Base

**Note:** **\$59.46** upcharge (list) for Metallic and accent trim colors.

# Planes Conference Tables — One-Piece Top — Interior Leg — Laminate

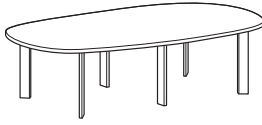
Rectangular

No. of Pieces	Seating Capacity*	Depth	Width	Number ① ② ③	Laminate A		Laminate B	
					J	F	J	F
6	6	36"(914mm)	72"(1829mm)	TARA-3672-L S JG4	\$1436.66	\$1838.97	\$1567.85	\$1970.16
6	6		78"(1981mm)	TARA-3678-L S JG4	1534.88	1956.51	1677.11	2098.74
6	6		84"(2134mm)	TARA-3684-L S JG4	1633.10	2074.05	1786.37	2227.32
6	8		90"(2286mm)	TARA-3690-L S JG4	1731.32	2191.59	1895.63	2355.90
6	8		96"(2438mm)	TARA-3696-L S JG4	1829.54	2309.13	2004.89	2484.48
6	6	42"(1067mm)	84"(2134mm)	TARA-4284-L S JG4	\$1857.64	\$2317.91	\$2036.67	\$2496.94
6	8		90"(2286mm)	TARA-4290-L S JG4	1971.65	2451.24	2163.56	2643.15
6	8		96"(2438mm)	TARA-4296-L S JG4	2085.66	2584.57	2290.45	2789.36
6	8		102"(2591mm)	TARA-42A2-L S JG4	2199.67	2717.90	2417.34	2935.57
6	10		108"(2743mm)	TARA-42A8-L S JG4	2313.68	2851.23	2544.23	3081.78
6	10		114"(2896mm)	TARA-42B4-L S JG4	2427.69	2984.56	2671.12	3227.99
6	10		120"(3048mm)	TARA-42C0-L S JG4	2541.70	3117.89	2798.01	3374.20
6	6	48"(1291mm)	84"(2134mm)	TARA-4884-L S JG4	\$2082.18	\$2561.77	\$2286.97	\$2766.56
6	8		90"(2286mm)	TARA-4890-L S JG4	2211.98	2710.89	2431.49	2930.40
6	8		96"(2438mm)	TARA-4896-L S JG4	2341.78	2860.01	2576.01	3094.24
6	8		102"(2591mm)	TARA-48A2-L S JG4	2471.58	3009.13	2720.53	3258.08
6	10		108"(2743mm)	TARA-48A8-L S JG4	2601.38	3158.25	2865.05	3421.92
6	10		114"(2896mm)	TARA-48B4-L S JG4	2731.18	3307.37	3009.57	3585.76
6	10		120"(3048mm)	TARA-48C0-L S JG4	2860.98	3456.49	3154.09	3749.60
6	8	54"(1372mm)	84"(2134mm)	TARA-5484-L S JG4	\$2306.72	\$2805.63	\$2537.27	\$3036.18
6	10		90"(2286mm)	TARA-5490-L S JG4	2452.31	2970.54	2699.42	3217.65
6	10		96"(2438mm)	TARA-5496-L S JG4	2597.90	3135.45	2861.57	3399.12
6	10		102"(2591mm)	TARA-54A2-L S JG4	2743.49	3300.36	3023.72	3580.59
6	10		108"(2743mm)	TARA-54A8-L S JG4	2889.08	3465.27	3185.87	3762.06
6	10		114"(2896mm)	TARA-54B4-L S JG4	3034.67	3630.18	3348.02	3943.53
6	10		120"(3048mm)	TARA-54C0-L S JG4	3180.26	3795.09	3510.17	4125.00
6	10	60"(1524mm)	84"(2134mm)	TARA-6084-L S JG4	\$2531.26	\$3049.49	\$2787.57	\$3305.80
6	10		90"(2286mm)	TARA-6090-L S JG4	2692.64	3230.19	2967.35	3504.90
6	10		96"(2438mm)	TARA-6096-L S JG4	2854.02	3410.89	3147.13	3704.00
6	10		102"(2591mm)	TARA-60A2-L S JG4	3015.40	3591.59	3326.91	3903.10
6	10		108"(2743mm)	TARA-60A8-L S JG4	3176.78	3772.29	3506.69	4102.20
6	10		114"(2896mm)	TARA-60B4-L S JG4	3338.16	3952.99	3686.47	4301.30
6	10		120"(3048mm)	TARA-60C0-L S JG4	3499.54	4133.69	3866.25	4500.40

\*Recommended seating capacity based upon 27"(686mm) per chair.

# Planes Conference Tables — One-Piece Top — Interior Leg — Laminate

Pebble



TARP

## Features

- Includes 1.18"(30mm) thick top, interior leg bases and hardware.
- Standard table height is 29"(737mm).
- Laminate top with 3mm edgeband or knife edges.
- Top available in standard core.
- Interior legs are painted aluminum.
- Interior leg is 1.125"(29mm) x 3.25"(83mm).
- Optional cable base can be specified for tables 36"(914mm) deep and deeper:
  - 36"(914mm) deep tables will ship with 8"(203mm) x 14"(356mm) cable base.
  - 42"(1067mm) deep and deeper tables will ship with 14"(356mm) x 14"(356mm) cable base.
  - One piece tops will include one cable base to be centered under table top.
  - Cable base and table top(s) are laminate and can be specified in different surface colors and edge trim colors.
  - Refer to Specification Guide for use guidelines.
- Optional Flip top unit electrical modules are separately specified. Refer to electrical components for appropriate product specification.
- Available with glides only; 0.5"(13mm) height adjustment.
- Depth and width shown in nominal dimensions.
- Ships unassembled.

## Specification Tips

- Cable base for 36"(914mm) deep table is not compatible with Flip Top Cut Out Options (M) and (Q).
- The following Planes products are separately specified:
  - Grommets (field cut grommet)
  - Flip top unit electrical modules
  - Horizontal wire management
- Refer to Specification Guide for seating capacities with Cable Base Option and leg locations.

## To Order, Specify:

1) Product number, including:

### ① Edge Option:

- J** Edgeband
- F** Knife

### ② Flip Top Unit Cutout(s):

- N** None
- F** Center – single-sided/4 outlets, add **\$43.24** list
- V** Left/Right – single-sided/4 outlets, add **\$86.48** list
- J** Center – single-sided/6 outlets, add **\$43.24** list
- K** Left/Right – single-sided/6 outlets, add **\$86.48** list
- M** Center – double-sided/8 outlets, add **\$43.24** list
- P** Left/Right – double-sided/8 outlets, add **\$86.48** list
- Q** Center – double-sided/12 outlets, add **\$43.24** list
- T** Left/Right – double-sided/12 outlets, add **\$86.48** list

### ③ Cable Base Option:

- N** None
- C** Cable Base: add **\$869.14** list for 36" deep tables; add **\$916.53** list for 42" deep and deeper tables

- 2) Laminate surface color.
- 3) Edge trim color.
- 4) Base trim color.
- 5) Laminate surface – Cable Base
- 6) Edge trim color – Cable Base

**Note:** **\$59.46** upcharge (list) for Metallic and accent trim colors.

# Planes Conference Tables — One-Piece Top — Interior Leg — Laminate

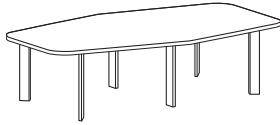
Pebble

No. of Legs	Seating Capacity*	Depth	Width	Number	①	②	③	Laminate A		Laminate B	
								J	F	J	F
4	6	36"(914mm)	72"(1829mm)	TARP-3672-L	S	JG4		\$1436.66	\$1838.97	\$1567.85	\$1970.16
6	6		78"(1981mm)	TARP-3678-L	S	JG4		1534.88	1956.51	1677.11	2098.74
6	6		84"(2134mm)	TARP-3684-L	S	JG4		1633.10	2074.05	1786.37	2227.32
6	8		90"(2286mm)	TARP-3690-L	S	JG4		1731.32	2191.59	1895.63	2355.90
6	8		96"(2438mm)	TARP-3696-L	S	JG4		1829.54	2309.13	2004.89	2484.48
6	6	42"(1067mm)	84"(2134mm)	TARP-4284-L	S	JG4		\$1857.64	\$2317.91	\$2036.67	\$2496.94
6	8		90"(2286mm)	TARP-4290-L	S	JG4		1971.65	2451.24	2163.56	2643.15
6	8		96"(2438mm)	TARP-4296-L	S	JG4		2085.66	2584.57	2290.45	2789.36
6	8		102"(2591mm)	TARP-42A2-L	S	JG4		2199.67	2717.90	2417.34	2935.57
6	10		108"(2743mm)	TARP-42A8-L	S	JG4		2313.68	2851.23	2544.23	3081.78
6	10		114"(2896mm)	TARP-42B4-L	S	JG4		2427.69	2984.56	2671.12	3227.99
6	10		120"(3048mm)	TARP-42C0-L	S	JG4		2541.70	3117.89	2798.01	3374.20
6	6	48"(1291mm)	84"(2134mm)	TARP-4884-L	S	JG4		\$2082.18	\$2561.77	\$2286.97	\$2766.56
6	8		90"(2286mm)	TARP-4890-L	S	JG4		2211.98	2710.89	2431.49	2930.40
6	8		96"(2438mm)	TARP-4896-L	S	JG4		2341.78	2860.01	2576.01	3094.24
6	8		102"(2591mm)	TARP-48A2-L	S	JG4		2471.58	3009.13	2720.53	3258.08
6	10		108"(2743mm)	TARP-48A8-L	S	JG4		2601.38	3158.25	2865.05	3421.92
6	10		114"(2896mm)	TARP-48B4-L	S	JG4		2731.18	3307.37	3009.57	3585.76
6	10		120"(3048mm)	TARP-48C0-L	S	JG4		2860.98	3456.49	3154.09	3749.60
6	8	54"(1372mm)	84"(2134mm)	TARP-5484-L	S	JG4		\$2306.72	\$2805.63	\$2537.27	\$3036.18
6	10		90"(2286mm)	TARP-5490-L	S	JG4		2452.31	2970.54	2699.42	3217.65
6	10		96"(2438mm)	TARP-5496-L	S	JG4		2597.90	3135.45	2861.57	3399.12
6	10		102"(2591mm)	TARP-54A2-L	S	JG4		2743.49	3300.36	3023.72	3580.59
6	10		108"(2743mm)	TARP-54A8-L	S	JG4		2889.08	3465.27	3185.87	3762.06
6	10		114"(2896mm)	TARP-54B4-L	S	JG4		3034.67	3630.18	3348.02	3943.53
6	10		120"(3048mm)	TARP-54C0-L	S	JG4		3180.26	3795.09	3510.17	4125.00
6	10	60"(1524mm)	84"(2134mm)	TARP-6084-L	S	JG4		\$2531.26	\$3049.49	\$2787.57	\$3305.80
6	10		90"(2286mm)	TARP-6090-L	S	JG4		2692.64	3230.19	2967.35	3504.90
6	10		96"(2438mm)	TARP-6096-L	S	JG4		2854.02	3410.89	3147.13	3704.00
6	10		102"(2591mm)	TARP-60A2-L	S	JG4		3015.40	3591.59	3326.91	3903.10
6	10		108"(2743mm)	TARP-60A8-L	S	JG4		3176.78	3772.29	3506.69	4102.20
6	10		114"(2896mm)	TARP-60B4-L	S	JG4		3338.16	3952.99	3686.47	4301.30
6	10		120"(3048mm)	TARP-60C0-L	S	JG4		3499.54	4133.69	3866.25	4500.40

\*Recommended seating capacity based upon 27"(686mm) per chair.

# Planes Conference Tables — One-Piece Top — Interior Leg — Laminate

Hexagon



TARX

## Features

- Includes 1.18"(30mm) thick top, interior leg bases and hardware.
- Standard table height is 29"(737mm).
- Laminate top with 3mm edgeband and knife edges.
- Top available in standard core.
- Interior legs are painted aluminum.
- Interior leg is 1.125"(29mm) x 3.25"(83mm).
- Optional cable base can be specified for tables 36"(914mm) deep and deeper:
  - 36"(914mm) deep tables will ship with 8"(203mm) x 14"(356mm) cable base.
  - 42"(1067mm) deep and deeper tables will ship with 14"(356mm) x 14"(356mm) cable base.
  - One piece tops will include one cable base to be centered under table top.
  - Cable base and table top(s) are laminate and can be specified in different surface colors and edge trim colors.
  - Refer to Specification Guide for use guidelines.
- Optional Flip top unit electrical modules are separately specified. Refer to electrical components for appropriate product specification.
- Available with glides only; 0.5"(13mm) height adjustment.
- Depth and width shown in nominal dimensions.
- Ships unassembled.

## Specification Tips

- Cable base for 36"(914mm) deep table is not compatible with Flip Top Cut Out Options (M) and (Q).
- The following Planes products are separately specified:
  - Grommets (field cut opening)
  - Flip top unit electrical modules
  - Horizontal wire management
- Refer to Specification Guide for seating capacities with Cable Base Option and leg locations.

## To Order, Specify:

1) Product number, including:

### 1 Edge Option:

**J** Edgeband

**F** Knife

### 2 Flip Top Unit Cutout(s):

**N** None

**F** Center – single-sided/4 outlets, add **\$43.24** list

**V** Left/Right – single-sided/4 outlets, add **\$86.48** list

**J** Center – single-sided/6 outlets, add **\$43.24** list

**K** Left/Right – single-sided/6 outlets, add **\$86.48** list

**M** Center – double-sided/8 outlets, add **\$43.24** list

**P** Left/Right – double-sided/8 outlets, add **\$86.48** list

**Q** Center – double-sided/12 outlets, add **\$43.24** list

**T** Left/Right – double-sided/12 outlets, add **\$86.48** list

### 3 Cable Base Option:

**N** None

**C** Cable Base: add **\$869.14** list for 36" deep tables; add **\$916.53** list for 42" deep and deeper tables

2) Laminate surface color.

3) Edge trim color.

4) Base trim color.

5) Laminate surface – Cable Base

6) Edge trim color – Cable Base

**Note:** **\$59.46** upcharge (list) for Metallic and accent trim colors.

# Planes Conference Tables — One-Piece Top — Interior Leg — Laminate

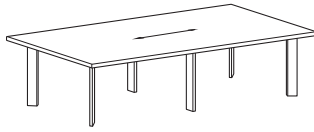
Hexagon

No. of Legs	Seating Capacity*	Depth	Width	Number	①	②	③	Laminate A		Laminate B	
								J	F	J	F
4	6	36"(914mm)	72"(1829mm)	TARX-3672-L	S	JG4		\$1436.66	\$1838.97	\$1567.85	\$1970.16
6	6		78"(1981mm)	TARX-3678-L	S	JG4		1534.88	1956.51	1677.11	2098.74
6	6		84"(2134mm)	TARX-3684-L	S	JG4		1633.10	2074.05	1786.37	2227.32
6	8		90"(2286mm)	TARX-3690-L	S	JG4		1731.32	2191.59	1895.63	2355.90
6	8		96"(2438mm)	TARX-3696-L	S	JG4		1829.54	2309.13	2004.89	2484.48
6	6	42"(1067mm)	84"(2134mm)	TARX-4284-L	S	JG4		\$1857.64	\$2317.91	\$2036.67	\$2496.94
6	8		90"(2286mm)	TARX-4290-L	S	JG4		1971.65	2451.24	2163.56	2643.15
6	8		96"(2438mm)	TARX-4296-L	S	JG4		2085.66	2584.57	2290.45	2789.36
6	8		102"(2591mm)	TARX-42A2-L	S	JG4		2199.67	2717.90	2417.34	2935.57
6	10		108"(2743mm)	TARX-42A8-L	S	JG4		2313.68	2851.23	2544.23	3081.78
6	10		114"(2896mm)	TARX-42B4-L	S	JG4		2427.69	2984.56	2671.12	3227.99
6	10		120"(3048mm)	TARX-42C0-L	S	JG4		2541.70	3117.89	2798.01	3374.20
6	6	48"(1291mm)	84"(2134mm)	TARX-4884-L	S	JG4		\$2082.18	\$2561.77	\$2286.97	\$2766.56
6	8		90"(2286mm)	TARX-4890-L	S	JG4		2211.98	2710.89	2431.49	2930.40
6	8		96"(2438mm)	TARX-4896-L	S	JG4		2341.78	2860.01	2576.01	3094.24
6	8		102"(2591mm)	TARX-48A2-L	S	JG4		2471.58	3009.13	2720.53	3258.08
6	10		108"(2743mm)	TARX-48A8-L	S	JG4		2601.38	3158.25	2865.05	3421.92
6	10		114"(2896mm)	TARX-48B4-L	S	JG4		2731.18	3307.37	3009.57	3585.76
6	10		120"(3048mm)	TARX-48C0-L	S	JG4		2860.98	3456.49	3154.09	3749.60
6	8	54"(1372mm)	84"(2134mm)	TARX-5484-L	S	JG4		\$2306.72	\$2805.63	\$2537.27	\$3036.18
6	10		90"(2286mm)	TARX-5490-L	S	JG4		2452.31	2970.54	2699.42	3217.65
6	10		96"(2438mm)	TARX-5496-L	S	JG4		2597.90	3135.45	2861.57	3399.12
6	10		102"(2591mm)	TARX-54A2-L	S	JG4		2743.49	3300.36	3023.72	3580.59
6	10		108"(2743mm)	TARX-54A8-L	S	JG4		2889.08	3465.27	3185.87	3762.06
6	10		114"(2896mm)	TARX-54B4-L	S	JG4		3034.67	3630.18	3348.02	3943.53
6	10		120"(3048mm)	TARX-54C0-L	S	JG4		3180.26	3795.09	3510.17	4125.00
6	10	60"(1524mm)	84"(2134mm)	TARX-6084-L	S	JG4		\$2531.26	\$3049.49	\$2787.57	\$3305.80
6	10		90"(2286mm)	TARX-6090-L	S	JG4		2692.64	3230.19	2967.35	3504.90
6	10		96"(2438mm)	TARX-6096-L	S	JG4		2854.02	3410.89	3147.13	3704.00
6	10		102"(2591mm)	TARX-60A2-L	S	JG4		3015.40	3591.59	3326.91	3903.10
6	10		108"(2743mm)	TARX-60A8-L	S	JG4		3176.78	3772.29	3506.69	4102.20
6	10		114"(2896mm)	TARX-60B4-L	S	JG4		3338.16	3952.99	3686.47	4301.30
6	10		120"(3048mm)	TARX-60C0-L	S	JG4		3499.54	4133.69	3866.25	4500.40

\*Recommended seating capacity based upon 27"(686mm) per chair.

# Planes Conference Tables — One-Piece Top — Interior Leg — Wood

Rectangular



TARA

## Features

- Includes 1.18"(30mm) thick top, interior leg bases and hardware.
- Standard table height is 29"(737mm).
- Top available in standard core.
- Wood veneer top with 3mm wood edgeband or knife wood edge.
- Interior legs are painted aluminum.
- Interior leg is 1.125"(29mm) x 3.25"(83mm).
- Optional cable base can be specified for tables 36"(914mm) deep and deeper:
  - 36"(914mm) deep tables will ship with 8"(203mm) x 14"(356mm) cable base.
  - 42"(1067mm) deep and deeper tables will ship with 14"(356mm) x 14"(356mm) cable base.
  - One piece tops will include one cable base to be centered under table top.
  - Cable base and table top(s) are wood veneer and can be specified in different surface colors and edge trim colors.
  - Refer to Specification Guide for use guidelines.
- Optional Flip top unit electrical modules are separately specified. Refer to electrical components for appropriate product specification.
- Available with glides only; 0.5"(13mm) height adjustment.
- Depth and width shown in nominal dimensions.
- Ships unassembled.

## Specification Tips

- Cable base for 36"(914mm) deep table is not compatible with Flip Top Cut Out Options (M) and (Q).
- The following Planes products are separately specified:
  - Grommets (field cut opening)
  - Flip top unit electrical modules
  - Horizontal wire management
- Refer to Specification Guide for seating capacities with Cable Base Option and leg locations.

## To Order, Specify:

1) Product number, including:

### ① Wood Edge Option:

- K** Edgeband
- U** Knife

### ② Flip Top Unit Cutout(s):

- N** None
- F** Center – single-sided/4 outlets, add **\$43.24** list
- V** Left/Right – single-sided/4 outlets, add **\$86.48** list
- J** Center – single-sided/6 outlets, add **\$43.24** list
- K** Left/Right – single-sided/6 outlets, add **\$86.48** list
- M** Center – double-sided/8 outlets, add **\$43.24** list
- P** Left/Right – double-sided/8 outlets, add **\$86.48** list
- Q** Center – double-sided/12 outlets, add **\$43.24** list
- T** Left/Right – double-sided/12 outlets, add **\$86.48** list

### ③ Cable Base Option:

- N** None
- C** Cable Base: add **\$869.14** list for 36" deep tables; add **\$916.53** list for 42" deep and deeper tables

2) Wood finish color.

3) Base trim color.

4) Wood finish color – Cable Base

**Note:** **\$59.46** upcharge (list) for Metallic and accent trim colors.



# Planes Conference Tables — One-Piece Top — Interior Leg — Wood

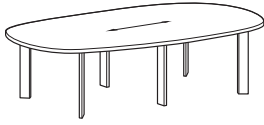
Rectangular

No. of Legs	Seating Capacity*	Depth	Width	Number	①	②	③	Wood Group A		Wood Group B	
								K	U	K	U
6	6	36"(914mm)	72"(1829mm)	TARA-3672-W	S	JG4		\$2129.50	\$2636.92	\$2326.42	\$2902.97
6	6		78"(1981mm)	TARA-3678-W	S	JG4		2286.33	2839.39	2511.27	3140.57
6	6		84"(2134mm)	TARA-3684-W	S	JG4		2443.53	3044.39	2696.54	3381.11
6	8		90"(2286mm)	TARA-3690-W	S	JG4		2601.09	3251.90	2882.26	3624.59
6	8		96"(2438mm)	TARA-3696-W	S	JG4		2759.03	3461.94	3068.41	3871.01
6	6	42"(1067mm)	84"(2134mm)	TARA-4284-W	S	JG4		\$2785.16	\$3413.33	\$3098.96	\$3815.03
6	8		90"(2286mm)	TARA-4290-W	S	JG4		2966.40	3645.60	3312.55	4087.64
6	8		96"(2438mm)	TARA-4296-W	S	JG4		3148.00	3880.39	3526.58	4363.18
6	8		102"(2591mm)	TARA-42A2-W	S	JG4		3329.98	4117.70	3741.05	4641.67
6	10		108"(2743mm)	TARA-42A8-W	S	JG4		3512.32	4357.54	3955.95	4923.09
6	10		114"(2896mm)	TARA-42B4-W	S	JG4		3695.03	4599.90	4171.29	5207.45
6	10		120"(3048mm)	TARA-42C0-W	S	JG4		3878.10	4844.78	4387.07	5494.75
6	6	48"(1291mm)	84"(2134mm)	TARA-4884-W	S	JG4		\$3126.79	\$3782.28	\$3501.37	\$4248.94
6	8		90"(2286mm)	TARA-4890-W	S	JG4		3331.70	4039.30	3742.85	4550.68
6	8		96"(2438mm)	TARA-4896-W	S	JG4		3536.98	4298.84	3984.75	4855.36
6	8		102"(2591mm)	TARA-48A2-W	S	JG4		3742.63	4560.90	4227.10	5162.97
6	10		108"(2743mm)	TARA-48A8-W	S	JG4		3948.64	4825.49	4469.88	5473.52
6	10		114"(2896mm)	TARA-48B4-W	S	JG4		4155.03	5092.60	4713.10	5787.01
6	10		120"(3048mm)	TARA-48C0-W	S	JG4		4361.78	5362.23	4956.75	6103.43
6	8	54"(1372mm)	84"(2134mm)	TARA-5484-W	S	JG4		\$3860.47	\$4543.27	\$4295.84	\$5074.91
6	10		90"(2286mm)	TARA-5490-W	S	JG4		4089.06	4825.04	4565.19	5405.78
6	10		96"(2438mm)	TARA-5496-W	S	JG4		4318.01	5109.34	4834.97	5739.58
6	10		102"(2591mm)	TARA-54A2-W	S	JG4		4547.33	5396.15	5105.20	6076.32
6	10		108"(2743mm)	TARA-54A8-W	S	JG4		4777.02	5685.49	5375.86	6416.00
6	10		114"(2896mm)	TARA-54B4-W	S	JG4		5007.08	5977.35	5646.95	6758.62
6	10		120"(3048mm)	TARA-54C0-W	S	JG4		5237.50	6271.74	5918.48	7104.17
6	10	60"(1524mm)	84"(2134mm)	TARA-6084-W	S	JG4		\$4240.95	\$4951.07	\$4737.10	\$5547.67
6	10		90"(2286mm)	TARA-6090-W	S	JG4		4493.21	5257.59	5034.33	5907.67
6	10		96"(2438mm)	TARA-6096-W	S	JG4		4745.84	5566.63	5331.99	6270.60
6	10		102"(2591mm)	TARA-60A2-W	S	JG4		4998.83	5878.20	5630.10	6636.47
6	10		108"(2743mm)	TARA-60A8-W	S	JG4		5252.19	6192.29	5928.63	7005.28
6	10		114"(2896mm)	TARA-60B4-W	S	JG4		5505.92	6508.91	6227.61	7377.03
6	10		120"(3048mm)	TARA-60C0-W	S	JG4		5760.02	6828.04	6527.02	7751.71

\*Recommended seating capacity based upon 27"(686mm) per chair.

# Planes Conference Tables — One-Piece Top — Interior Leg — Wood

Pebble



TARP

## Features

- Includes 1.18"(30mm) thick top, interior leg bases and hardware.
- Standard table height is 29"(737mm).
- Wood veneer top with 3mm wood edgeband or knife wood edge.
- Interior legs are painted aluminum.
- Interior leg is 1.125"(29mm) x 3.25"(83mm).
- Optional cable base can be specified for tables 36"(914mm) deep and deeper:
  - 36"(914mm) deep tables will ship with 8"(203mm) x 14"(356mm) cable base.
  - 42"(1067mm) deep and deeper tables will ship with 14"(356mm) x 14"(356mm) cable base.
  - One piece tops will include one cable base to be centered under table top.
  - Cable base and table top(s) are wood veneer and can be specified in different surface colors and edge trim colors.
  - Refer to Specification Guide for use guidelines.
- Optional Flip top unit electrical modules are separately specified. Refer to electrical components for appropriate product specification.
- Available with glides only; 0.5"(13mm) height adjustment.
- Depth and width shown in nominal dimensions.
- Ships unassembled.

## Specification Tips

- Cable base for 36"(914mm) deep table is not compatible with Flip Top Cut Out Options (M) and (Q).
- The following Planes products are separately specified:
  - Grommets (field cut opening)
  - Flip top unit electrical modules
  - Horizontal wire management
- Refer to Specification Guide for seating capacities with Cable Base Option and leg locations.

## To Order, Specify:

1) Product number, including:

### ① Wood Edge Option:

- K** Edgeband
- U** Knife

### ② Flip Top Unit Cutout(s):

- N** None
- F** Center – single-sided/4 outlets, add **\$43.24** list
- V** Left/Right – single-sided/4 outlets, add **\$86.48** list
- J** Center – single-sided/6 outlets, add **\$43.24** list
- K** Left/Right – single-sided/6 outlets, add **\$86.48** list
- M** Center – double-sided/8 outlets, add **\$43.24** list
- P** Left/Right – double-sided/8 outlets, add **\$86.48** list
- Q** Center – double-sided/12 outlets, add **\$43.24** list
- T** Left/Right – double-sided/12 outlets, add **\$86.48** list

### ③ Cable Base Option:

- N** None
- C** Cable Base: add **\$869.14** list for 36" deep tables; add **\$916.53** list for 42" deep and deeper tables

2) Wood finish color.

3) Base trim color.

4) Wood finish color – Cable Base

**Note:** **\$59.46** upcharge (list) for Metallic and accent trim colors.

# Planes Conference Tables — One-Piece Top — Interior Leg — Wood

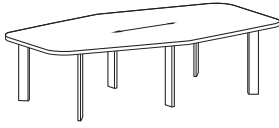
Pebble

No. of Legs	Seating Capacity*	Depth	Width	Number	①	②	③	Wood Group A		Wood Group B	
								K	U	K	U
4	6	36"(914mm)	72"(1829mm)	TARP-3672-W	S	JG4		\$2129.50	\$2636.92	\$2326.42	\$2902.97
6	6		78"(1981mm)	TARP-3678-W	S	JG4		2286.33	2839.39	2511.27	3140.57
6	6		84"(2134mm)	TARP-3684-W	S	JG4		2443.53	3044.39	2696.54	3381.11
6	8		90"(2286mm)	TARP-3690-W	S	JG4		2601.09	3251.90	2882.26	3624.59
6	8		96"(2438mm)	TARP-3696-W	S	JG4		2759.03	3461.94	3068.41	3871.01
6	6	42"(1067mm)	84"(2134mm)	TARP-4284-W	S	JG4		\$2785.16	\$3413.33	\$3098.96	\$3815.03
6	8		90"(2286mm)	TARP-4290-W	S	JG4		2966.40	3645.60	3312.55	4087.64
6	8		96"(2438mm)	TARP-4296-W	S	JG4		3148.00	3880.39	3526.58	4363.18
6	8		102"(2591mm)	TARP-42A2-W	S	JG4		3329.98	4117.70	3741.05	4641.67
6	10		108"(2743mm)	TARP-42A8-W	S	JG4		3512.32	4357.54	3955.95	4923.09
6	10		114"(2896mm)	TARP-42B4-W	S	JG4		3695.03	4599.90	4171.29	5207.45
6	10		120"(3048mm)	TARP-42C0-W	S	JG4		3878.10	4844.78	4387.07	5494.75
6	6	48"(1291mm)	84"(2134mm)	TARP-4884-W	S	JG4		\$3126.79	\$3782.28	\$3501.37	\$4248.94
6	8		90"(2286mm)	TARP-4890-W	S	JG4		3331.70	4039.30	3742.85	4550.68
6	8		96"(2438mm)	TARP-4896-W	S	JG4		3536.98	4298.84	3984.75	4855.36
6	8		102"(2591mm)	TARP-48A2-W	S	JG4		3742.63	4560.90	4227.10	5162.97
6	10		108"(2743mm)	TARP-48A8-W	S	JG4		3948.64	4825.49	4469.88	5473.52
6	10		114"(2896mm)	TARP-48B4-W	S	JG4		4155.03	5092.60	4713.10	5787.01
6	10		120"(3048mm)	TARP-48C0-W	S	JG4		4361.78	5362.23	4956.75	6103.43
6	8	54"(1372mm)	84"(2134mm)	TARP-5484-W	S	JG4		\$3860.47	\$4543.27	\$4295.84	\$5074.91
6	10		90"(2286mm)	TARP-5490-W	S	JG4		4089.06	4825.04	4565.19	5405.78
6	10		96"(2438mm)	TARP-5496-W	S	JG4		4318.01	5109.34	4834.97	5739.58
6	10		102"(2591mm)	TARP-54A2-W	S	JG4		4547.33	5396.15	5105.20	6076.32
6	10		108"(2743mm)	TARP-54A8-W	S	JG4		4777.02	5685.49	5375.86	6416.00
6	10		114"(2896mm)	TARP-54B4-W	S	JG4		5007.08	5977.35	5646.95	6758.62
6	10		120"(3048mm)	TARP-54C0-W	S	JG4		5237.50	6271.74	5918.48	7104.17
6	10	60"(1524mm)	84"(2134mm)	TARP-6084-W	S	JG4		\$4240.95	\$4951.07	\$4737.10	\$5547.67
6	10		90"(2286mm)	TARP-6090-W	S	JG4		4493.21	5257.59	5034.33	5907.67
6	10		96"(2438mm)	TARP-6096-W	S	JG4		4745.84	5566.63	5331.99	6270.60
6	10		102"(2591mm)	TARP-60A2-W	S	JG4		4998.83	5878.20	5630.10	6636.47
6	10		108"(2743mm)	TARP-60A8-W	S	JG4		5252.19	6192.29	5928.63	7005.28
6	10		114"(2896mm)	TARP-60B4-W	S	JG4		5505.92	6508.91	6227.61	7377.03
6	10		120"(3048mm)	TARP-60C0-W	S	JG4		5760.02	6828.04	6527.02	7751.71

\*Recommended seating capacity based upon 27"(686mm) per chair.

# Planes Conference Tables — One-Piece Top — Interior Leg — Wood

Hexagon



TARX

## Features

- Includes 1.18"(30mm) thick top, interior leg bases and hardware.
- Standard table height is 29"(737mm).
- Wood veneer top with 3mm wood edgeband or knife wood edge.
- Interior legs are painted aluminum.
- Interior leg is 1.125"(29mm) x 3.25"(83mm).
- Optional cable base can be specified for tables 36"(914mm) deep and deeper:
  - 36"(914mm) deep tables will ship with 8"(203mm) x 14"(356mm) cable base.
  - 42"(1067mm) deep and deeper tables will ship with 14"(356mm) x 14"(356mm) cable base.
  - One piece tops will include one cable base to be centered under table top.
  - Cable base and table top(s) are wood veneer and can be specified in different surface colors and edge trim colors.
  - Refer to Specification Guide for use guidelines.
- Optional Flip top unit electrical modules are separately specified. Refer to electrical components for appropriate product specification.
- Available with glides only; 0.5"(13mm) height adjustment.
- Depth and width shown in nominal dimensions.
- Ships unassembled.

## Specification Tips

- Cable base for 36"(914mm) deep table is not compatible with Flip Top Cut Out Options (M) and (Q).
- The following Planes products are separately specified:
  - Grommets (field cut opening)
  - Flip top unit electrical modules
  - Horizontal wire management
- Refer to Specification Guide for seating capacities with Cable Base Option and leg locations.

## To Order, Specify:

1) Product number, including:

### ① Wood Edge Option:

- K** Edgeband
- U** Knife

### ② Flip Top Unit Cutout(s):

- N** None
- F** Center – single-sided/4 outlets, add **\$43.24** list
- V** Left/Right – single-sided/4 outlets, add **\$86.48** list
- J** Center – single-sided/6 outlets, add **\$43.24** list
- K** Left/Right – single-sided/6 outlets, add **\$86.48** list
- M** Center – double-sided/8 outlets, add **\$43.24** list
- P** Left/Right – double-sided/8 outlets, add **\$86.48** list
- Q** Center – double-sided/12 outlets, add **\$43.24** list
- T** Left/Right – double-sided/12 outlets, add **\$86.48** list

### ③ Cable Base Option:

- N** None
- C** Cable Base: add **\$869.14** list for 36" deep tables; add **\$916.53** list for 42" deep and deeper tables

2) Wood finish color.

3) Base trim color.

4) Wood finish color – Cable Base

**Note:** **\$59.46** upcharge (list) for Metallic and accent trim colors.

# Planes Conference Tables — One-Piece Top — Interior Leg — Wood

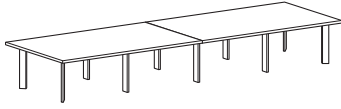
Hexagon

No. of Legs	Seating Capacity*	Depth	Width	Number	①	②	③	Wood Group A		Wood Group B	
								K	U	K	U
4	6	36"(914mm)	72"(1829mm)	TARX-3672-W	S	JG4		\$2129.50	\$2636.92	\$2326.42	\$2902.97
6	6		78"(1981mm)	TARX-3678-W	S	JG4		2286.33	2839.39	2511.27	3140.57
6	6		84"(2134mm)	TARX-3684-W	S	JG4		2443.53	3044.39	2696.54	3381.11
6	8		90"(2286mm)	TARX-3690-W	S	JG4		2601.09	3251.90	2882.26	3624.59
6	8		96"(2438mm)	TARX-3696-W	S	JG4		2759.03	3461.94	3068.41	3871.01
6	6	42"(1067mm)	84"(2134mm)	TARX-4284-W	S	JG4		\$2785.16	\$3413.33	\$3098.96	\$3815.03
6	8		90"(2286mm)	TARX-4290-W	S	JG4		2966.40	3645.60	3312.55	4087.64
6	8		96"(2438mm)	TARX-4296-W	S	JG4		3148.00	3880.39	3526.58	4363.18
6	8		102"(2591mm)	TARX-42A2-W	S	JG4		3329.98	4117.70	3741.05	4641.67
6	10		108"(2743mm)	TARX-42A8-W	S	JG4		3512.32	4357.54	3955.95	4923.09
6	10		114"(2896mm)	TARX-42B4-W	S	JG4		3695.03	4599.90	4171.29	5207.45
6	10		120"(3048mm)	TARX-42C0-W	S	JG4		3878.10	4844.78	4387.07	5494.75
6	6	48"(1291mm)	84"(2134mm)	TARX-4884-W	S	JG4		\$3126.79	\$3782.28	\$3501.37	\$4248.94
6	8		90"(2286mm)	TARX-4890-W	S	JG4		3331.70	4039.30	3742.85	4550.68
6	8		96"(2438mm)	TARX-4896-W	S	JG4		3536.98	4298.84	3984.75	4855.36
6	8		102"(2591mm)	TARX-48A2-W	S	JG4		3742.63	4560.90	4227.10	5162.97
6	10		108"(2743mm)	TARX-48A8-W	S	JG4		3948.64	4825.49	4469.88	5473.52
6	10		114"(2896mm)	TARX-48B4-W	S	JG4		4155.03	5092.60	4713.10	5787.01
6	10		120"(3048mm)	TARX-48C0-W	S	JG4		4361.78	5362.23	4956.75	6103.43
6	8	54"(1372mm)	84"(2134mm)	TARX-5484-W	S	JG4		\$3860.47	\$4543.27	\$4295.84	\$5074.91
6	10		90"(2286mm)	TARX-5490-W	S	JG4		4089.06	4825.04	4565.19	5405.78
6	10		96"(2438mm)	TARX-5496-W	S	JG4		4318.01	5109.34	4834.97	5739.58
6	10		102"(2591mm)	TARX-54A2-W	S	JG4		4547.33	5396.15	5105.20	6076.32
6	10		108"(2743mm)	TARX-54A8-W	S	JG4		4777.02	5685.49	5375.86	6416.00
6	10		114"(2896mm)	TARX-54B4-W	S	JG4		5007.08	5977.35	5646.95	6758.62
6	10		120"(3048mm)	TARX-54C0-W	S	JG4		5237.50	6271.74	5918.48	7104.17
6	10	60"(1524mm)	84"(2134mm)	TARX-6084-W	S	JG4		\$4240.95	\$4951.07	\$4737.10	\$5547.67
6	10		90"(2286mm)	TARX-6090-W	S	JG4		4493.21	5257.59	5034.33	5907.67
6	10		96"(2438mm)	TARX-6096-W	S	JG4		4745.84	5566.63	5331.99	6270.60
6	10		102"(2591mm)	TARX-60A2-W	S	JG4		4998.83	5878.20	5630.10	6636.47
6	10		108"(2743mm)	TARX-60A8-W	S	JG4		5252.19	6192.29	5928.63	7005.28
6	10		114"(2896mm)	TARX-60B4-W	S	JG4		5505.92	6508.91	6227.61	7377.03
6	10		120"(3048mm)	TARX-60C0-W	S	JG4		5760.02	6828.04	6527.02	7751.71

\*Recommended seating capacity based upon 27"(686mm) per chair.

# Planes Conference Tables — Two-Piece Tops — Interior Leg — Laminate

Rectangular



TARA

## Features

- Includes 1.18"(30mm) thick tops, interior leg bases and hardware.
- Standard table height is 29"(737mm).
- Laminate top with 3mm edgeband or knife edges.
- Table top seam is 1mm edgeband.
- Interior legs are painted aluminum.
- Interior leg is 1.125"(29mm) x 3.25"(83mm).
- Optional cable base is available:
  - 42"(1067mm) deep and deeper tables will ship with 14"(356mm) x 14"(356mm) cable base
  - Two piece tops will include one cable base to be centered on seam under table top.
  - Cable base and table top(s) are laminate and can be specified in different surface colors and edge trim colors.
  - Refer to Specification Guide for use guidelines.
- Optional Flip top unit electrical modules are separately specified. Refer to electrical components for appropriate product specification.
- Available with glides only; 0.5"(13mm) height adjustment.
- Depth and width shown in nominal dimensions.
- Ships unassembled.

## Specification Tips

- Tables with multiple-piece tops have equal sized pieces.
- The following Planes products are separately specified:
  - Grommets (field cut opening)
  - Flip top unit electrical modules
  - Horizontal wire management
- Refer to Specification Guide for seating capacities with Cable Base Option and leg locations.

## To Order, Specify:

1) Product number, including:

### ① Edge Option:

- J** Edgeband
- F** Knife

### ② Flip Top Unit Cutout(s):

- N** None
- F** Center – single-sided/4 outlets, add **\$86.48** list
- V** Left/Right – single-sided/4 outlets, add **\$172.96** list
- J** Center – single-sided/6 outlets, add **\$86.48** list
- K** Left/Right – single-sided/6 outlets, add **\$172.96** list
- M** Center – double-sided/8 outlets, add **\$86.48** list
- P** Left/Right – double-sided/8 outlets, add **\$172.96** list
- Q** Center – double-sided/12 outlets, add **\$86.48** list
- T** Left/Right – double-sided/12 outlets, add **\$172.96** list

### ③ Cable Base Option:

- N** None
- C** Cable Base, add **\$916.53** list

2) Laminate surface color.

3) 1mm edgeband trim color. (Cascade edge/multiple-tops only)\*

4) Edge trim color.

5) Base trim color.

6) Laminate surface – Cable Base

7) Edge trim color – Cable Base

**Note:** **\$59.46** upcharge (list) for Metallic and accent trim colors.

# Planes Conference Tables — Two-Piece Tops — Interior Leg — Laminate

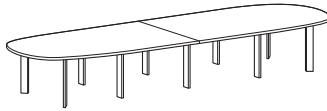
Rectangular

No. of Legs	Seating Capacity*	Depth	Width	Number	①	②	③	Laminate A		Laminate B	
								J	F	J	F
6	10	42"(1067mm)	126"(3200mm)	TARA-42C6-L	S	JG4		\$3378.12	\$4008.08	\$3647.31	\$4277.27
6	10		132"(3353mm)	TARA-42D2-L	S	JG4		3524.52	4173.80	3806.59	4455.87
10	10		138"(3505mm)	TARA-42D8-L	S	JG4		3670.92	4339.52	3965.87	4634.47
10	10		144"(3658mm)	TARA-42E4-L	S	JG4		3817.32	4505.24	4125.15	4813.07
10	10		150"(3810mm)	TARA-42F0-L	S	JG4		3963.72	4670.96	4284.43	4991.67
10	12		156"(3962mm)	TARA-42F6-L	S	JG4		4110.12	4836.68	4443.71	5170.27
10	12		162"(4115mm)	TARA-42G2-L	S	JG4		4256.52	5002.40	4602.99	5348.87
10	12		168"(4267mm)	TARA-42G8-L	S	JG4		4402.92	5168.12	4762.27	5527.47
10	12		174"(4420mm)	TARA-42H4-L	S	JG4		4549.32	5333.84	4921.55	5706.07
10	12		180"(4572mm)	TARA-42J0-L	S	JG4		4695.72	5499.56	5080.83	5884.67
6	10	48"(1219mm)	126"(3200mm)	TARA-48C6-L	S	JG4		\$3816.85	\$4466.13	\$4124.68	\$4773.96
6	10		132"(3353mm)	TARA-48D2-L	S	JG4		3979.04	4647.64	4301.59	4970.19
10	10		138"(3505mm)	TARA-48D8-L	S	JG4		4141.23	4829.15	4478.50	5166.42
10	10		144"(3658mm)	TARA-48E4-L	S	JG4		4303.42	5010.66	4655.41	5362.65
10	10		150"(3810mm)	TARA-48F0-L	S	JG4		4465.61	5192.17	4832.32	5558.88
10	12		156"(3962mm)	TARA-48F6-L	S	JG4		4627.80	5373.68	5009.23	5755.11
10	12		162"(4115mm)	TARA-48G2-L	S	JG4		4789.99	5555.19	5186.14	5951.34
10	12		168"(4267mm)	TARA-48G8-L	S	JG4		4952.18	5736.70	5363.05	6147.57
10	12		174"(4420mm)	TARA-48H4-L	S	JG4		5114.37	5918.21	5539.96	6343.80
10	12		180"(4572mm)	TARA-48J0-L	S	JG4		5276.56	6099.72	5716.87	6540.03
6	10	54"(1372mm)	126"(3200mm)	TARA-54C6-L	S	JG4		\$4255.58	\$4924.18	\$4602.05	\$5270.65
6	10		132"(3353mm)	TARA-54D2-L	S	JG4		4433.56	5121.48	4796.59	5484.51
10	10		138"(3505mm)	TARA-54D8-L	S	JG4		4611.54	5318.78	4991.13	5698.37
10	10		144"(3658mm)	TARA-54E4-L	S	JG4		4789.52	5516.08	5185.67	5912.23
10	10		150"(3810mm)	TARA-54F0-L	S	JG4		4967.50	5713.38	5380.21	6126.09
10	12		156"(3962mm)	TARA-54F6-L	S	JG4		5145.48	5910.68	5574.75	6339.95
10	12		162"(4115mm)	TARA-54G2-L	S	JG4		5323.46	6107.98	5769.29	6553.81
10	12		168"(4267mm)	TARA-54G8-L	S	JG4		5501.44	6305.28	5963.83	6767.67
10	14		174"(4420mm)	TARA-54H4-L	S	JG4		5679.42	6502.58	6158.37	6981.53
10	14		180"(4572mm)	TARA-54J0-L	S	JG4		5857.40	6699.88	6352.91	7195.39
6	10	60"(1524mm)	126"(3200mm)	TARA-60C6-L	S	JG4		\$4694.31	\$5382.23	\$5079.42	\$5767.34
6	10		132"(3353mm)	TARA-60D2-L	S	JG4		4888.08	5595.32	5291.59	5998.83
10	10		138"(3505mm)	TARA-60D8-L	S	JG4		5081.85	5808.41	5503.76	6230.32
10	10		144"(3658mm)	TARA-60E4-L	S	JG4		5275.62	6021.50	5715.93	6461.81
10	10		150"(3810mm)	TARA-60F0-L	S	JG4		5469.39	6234.59	5928.10	6693.30
10	12		156"(3962mm)	TARA-60F6-L	S	JG4		5663.16	6447.68	6140.27	6924.79
10	12		162"(4115mm)	TARA-60G2-L	S	JG4		5856.93	6660.77	6352.44	7156.28
10	12		168"(4267mm)	TARA-60G8-L	S	JG4		6050.70	6873.86	6564.61	7387.77
10	14		174"(4420mm)	TARA-60H4-L	S	JG4		6244.47	7086.95	6776.78	7619.26
10	14		180"(4572mm)	TARA-60J0-L	S	JG4		6438.24	7300.04	6988.95	7850.75

\*Recommended seating capacity based upon 27"(686mm) per chair.

## Planes Conference Tables — Two-Piece Tops — Interior Leg — Laminate

Pebble



TARP

**Features**

- Includes 1.18"(30mm) thick tops, interior leg bases and hardware.
- Standard table height is 29"(737mm).
- Laminate top with 3mm edgeband or knife edges.
- Table top seam is 1mm edgeband.
- Interior legs are painted aluminum.
- Interior leg is 1.125"(29mm) x 3.25"(83mm).
- Optional cable base is available:
  - 42"(1067mm) deep and deeper tables will ship with 14"(356mm) x 14"(356mm) cable base
  - Two piece tops will include one cable base to be centered on seam under table top.
  - Cable base and table top(s) are laminate and can be specified in different surface colors and edge trim colors.
  - Refer to Specification Guide for use guidelines.
- Optional Flip top unit electrical modules are separately specified. Refer to electrical components for appropriate product specification.
- Available with glides only; 0.5"(13mm) height adjustment.
- Depth and width shown in nominal dimensions.
- Ships unassembled.

**Specification Tips**

- Tables with multiple-piece tops have equal sized pieces.
- The following Planes products are separately specified:
  - Grommets (field cut openings)
  - Flip top unit electrical modules
  - Horizontal wire management
- Refer to Specification Guide for seating capacities with Cable Base Option and leg locations.

**To Order, Specify:**

1) Product number, including:

**1 Edge Option:**

- J** Edgeband
- F** Knife

**2 Flip Top Unit Cutout(s):**

- N** None
- F** Center – single-sided/4 outlets, add **\$86.48** list
- V** Left/Right – single-sided/4 outlets, add **\$172.96** list
- J** Center – single-sided/6 outlets, add **\$86.48** list
- K** Left/Right – single-sided/6 outlets, add **\$172.96** list
- M** Center – double-sided/8 outlets, add **\$86.48** list
- P** Left/Right – double-sided/8 outlets, add **\$172.96** list
- Q** Center – double-sided/12 outlets, add **\$86.48** list
- T** Left/Right – double-sided/12 outlets, add **\$172.96** list

**3 Cable Base Option:**

- N** None
- C** Cable Base, add **\$916.53** list

2) Laminate surface color.

3) 1mm edgeband trim color. (Cascade edge/multiple-tops only)\*

4) Edge trim color.

5) Base trim color.

6) Laminate surface – Cable Base

7) Edge trim color – Cable Base

**Note:** **\$59.46** upcharge (list) for Metallic and accent trim colors.



# Planes Conference Tables — Two-Piece Tops — Interior Leg — Laminate

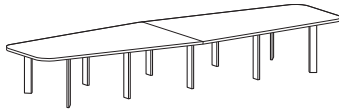
Pebble

No. of Legs	Seating Capacity*	Depth	Width	Number	①	②	③	Laminate A		Laminate B	
								J	F	J	F
6	10	42"(1067mm)	126"(3200mm)	TARP-42C6-L	S	JG4		\$3378.12	\$4008.08	\$3647.31	\$4277.27
6	10		132"(3353mm)	TARP-42D2-L	S	JG4		3524.52	4173.80	3806.59	4455.87
6	10		138"(3505mm)	TARP-42D8-L	S	JG4		3670.92	4339.52	3965.87	4634.47
6	10		144"(3658mm)	TARP-42E4-L	S	JG4		3817.32	4505.24	4125.15	4813.07
10	10		150"(3810mm)	TARP-42F0-L	S	JG4		3963.72	4670.96	4284.43	4991.67
10	10		156"(3962mm)	TARP-42F6-L	S	JG4		4110.12	4836.68	4443.71	5170.27
10	10		162"(4115mm)	TARP-42G2-L	S	JG4		4256.52	5002.40	4602.99	5348.87
10	12		168"(4267mm)	TARP-42G8-L	S	JG4		4402.92	5168.12	4762.27	5527.47
10	12		174"(4420mm)	TARP-42H4-L	S	JG4		4549.32	5333.84	4921.55	5706.07
10	12		180"(4572mm)	TARP-42J0-L	S	JG4		4695.72	5499.56	5080.83	5884.67
6	10	48"(1219mm)	126"(3200mm)	TARP-48C6-L	S	JG4		\$3816.85	\$4466.13	\$4124.68	\$4773.96
6	10		132"(3353mm)	TARP-48D2-L	S	JG4		3979.04	4647.64	4301.59	4970.19
6	10		138"(3505mm)	TARP-48D8-L	S	JG4		4141.23	4829.15	4478.50	5166.42
6	10		144"(3658mm)	TARP-48E4-L	S	JG4		4303.42	5010.66	4655.41	5362.65
10	10		150"(3810mm)	TARP-48F0-L	S	JG4		4465.61	5192.17	4832.32	5558.88
10	10		156"(3962mm)	TARP-48F6-L	S	JG4		4627.80	5373.68	5009.23	5755.11
10	10		162"(4115mm)	TARP-48G2-L	S	JG4		4789.99	5555.19	5186.14	5951.34
10	10		168"(4267mm)	TARP-48G8-L	S	JG4		4952.18	5736.70	5363.05	6147.57
10	12		174"(4420mm)	TARP-48H4-L	S	JG4		5114.37	5918.21	5539.96	6343.80
10	12		180"(4572mm)	TARP-48J0-L	S	JG4		5276.56	6099.72	5716.87	6540.03
6	10	54"(1372mm)	126"(3200mm)	TARP-54C6-L	S	JG4		\$4255.58	\$4924.18	\$4602.05	\$5270.65
6	10		132"(3353mm)	TARP-54D2-L	S	JG4		4433.56	5121.48	4796.59	5484.51
6	10		138"(3505mm)	TARP-54D8-L	S	JG4		4611.54	5318.78	4991.13	5698.37
6	10		144"(3658mm)	TARP-54E4-L	S	JG4		4789.52	5516.08	5185.67	5912.23
10	10		150"(3810mm)	TARP-54F0-L	S	JG4		4967.50	5713.38	5380.21	6126.09
10	10		156"(3962mm)	TARP-54F6-L	S	JG4		5145.48	5910.68	5574.75	6339.95
10	10		162"(4115mm)	TARP-54G2-L	S	JG4		5323.46	6107.98	5769.29	6553.81
10	10		168"(4267mm)	TARP-54G8-L	S	JG4		5501.44	6305.28	5963.83	6767.67
10	12		174"(4420mm)	TARP-54H4-L	S	JG4		5679.42	6502.58	6158.37	6981.53
10	12		180"(4572mm)	TARP-54J0-L	S	JG4		5857.40	6699.88	6352.91	7195.39
6	10	60"(1524mm)	126"(3200mm)	TARP-60C6-L	S	JG4		\$4694.31	\$5382.23	\$5079.42	\$5767.34
6	10		132"(3353mm)	TARP-60D2-L	S	JG4		4888.08	5595.32	5291.59	5998.83
6	10		138"(3505mm)	TARP-60D8-L	S	JG4		5081.85	5808.41	5503.76	6230.32
6	10		144"(3658mm)	TARP-60E4-L	S	JG4		5275.62	6021.50	5715.93	6461.81
10	10		150"(3810mm)	TARP-60F0-L	S	JG4		5469.39	6234.59	5928.10	6693.30
10	10		156"(3962mm)	TARP-60F6-L	S	JG4		5663.16	6447.68	6140.27	6924.79
10	10		162"(4115mm)	TARP-60G2-L	S	JG4		5856.93	6660.77	6352.44	7156.28
10	10		168"(4267mm)	TARP-60G8-L	S	JG4		6050.70	6873.86	6564.61	7387.77
10	12		174"(4420mm)	TARP-60H4-L	S	JG4		6244.47	7086.95	6776.78	7619.26
10	12		180"(4572mm)	TARP-60J0-L	S	JG4		6438.24	7300.04	6988.95	7850.75

\*Recommended seating capacity based upon 27"(686mm) per chair.

## Planes Conference Tables — Two-Piece Tops — Interior Leg — Laminate

Hexagon



TARX

**Features**

- Includes 1.18"(30mm) thick tops, interior leg bases and hardware.
- Standard table height is 29"(737mm).
- Laminate top with 3mm edgeband or knife edges.
- Table top seam is 1mm edgeband.
- Interior legs are painted aluminum.
- Interior leg is 1.125"(29mm) x 3.25"(83mm).
- Optional cable base is available:
  - 42"(1067mm) deep and deeper tables will ship with 14"(356mm) x 14"(356mm) cable base
  - Two piece tops will include one cable base to be centered on seam under table top.
  - Cable base and table top(s) are laminate and can be specified in different surface colors and edge trim colors.
  - Refer to Specification Guide for use guidelines.
- Optional Flip top unit electrical modules are separately specified. Refer to electrical components for appropriate product specification.
- Available with glides only; 0.5"(13mm) height adjustment.
- Depth and width shown in nominal dimensions.
- Ships unassembled.

**Specification Tips**

- Tables with multiple-piece tops have equal sized pieces.
- The following Planes products are separately specified:
  - Grommets (field cut openings)
  - Flip top unit electrical modules
  - Horizontal wire management
- Refer to Specification Guide for seating capacities with Cable Base Option and leg locations.

**To Order, Specify:**

1) Product number, including:

**① Edge Option:**

- J** Edgeband
- F** Knife

**② Flip Top Unit Cutout(s):**

- N** None
- F** Center – single-sided/4 outlets, add **\$86.48** list
- V** Left/Right – single-sided/4 outlets, add **\$172.96** list
- J** Center – single-sided/6 outlets, add **\$86.48** list
- K** Left/Right – single-sided/6 outlets, add **\$172.96** list
- M** Center – double-sided/8 outlets, add **\$86.48** list
- P** Left/Right – double-sided/8 outlets, add **\$172.96** list
- Q** Center – double-sided/12 outlets, add **\$86.48** list
- T** Left/Right – double-sided/12 outlets, add **\$172.96** list

**③ Cable Base Option:**

- N** None
- C** Cable Base, add **\$916.53** list

2) Laminate surface color.

3) 1mm edgeband trim color. (Cascade edge/multiple-tops only)\*

4) Edge trim color.

5) Base trim color.

6) Laminate surface – Cable Base

7) Edge trim color – Cable Base

**Note:** **\$59.46** upcharge (list) for Metallic and accent trim colors.

# Planes Conference Tables — Two-Piece Tops — Interior Leg — Laminate

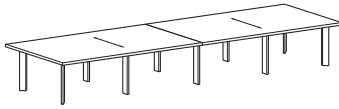
Hexagon

No. of Legs	Seating Capacity*	Depth	Width	Number	①	②	③	Laminate A		Laminate B	
								J	F	J	F
6	10	42"(1067mm)	126"(3200mm)	TARX-42C6-L	S	JG4		\$3378.12	\$4008.08	\$3647.31	\$4277.27
6	10		132"(3353mm)	TARX-42D2-L	S	JG4		3524.52	4173.80	3806.59	4455.87
6	10		138"(3505mm)	TARX-42D8-L	S	JG4		3670.92	4339.52	3965.87	4634.47
6	10		144"(3658mm)	TARX-42E4-L	S	JG4		3817.32	4505.24	4125.15	4813.07
10	10		150"(3810mm)	TARX-42F0-L	S	JG4		3963.72	4670.96	4284.43	4991.67
10	10		156"(3962mm)	TARX-42F6-L	S	JG4		4110.12	4836.68	4443.71	5170.27
10	10		162"(4115mm)	TARX-42G2-L	S	JG4		4256.52	5002.40	4602.99	5348.87
10	10		168"(4267mm)	TARX-42G8-L	S	JG4		4402.92	5168.12	4762.27	5527.47
10	12		174"(4420mm)	TARX-42H4-L	S	JG4		4549.32	5333.84	4921.55	5706.07
10	12		180"(4572mm)	TARX-42J0-L	S	JG4		4695.72	5499.56	5080.83	5884.67
6	10	48"(1219mm)	126"(3200mm)	TARX-48C6-L	S	JG4		\$3816.85	\$4466.13	\$4124.68	\$4773.96
6	10		132"(3353mm)	TARX-48D2-L	S	JG4		3979.04	4647.64	4301.59	4970.19
6	10		138"(3505mm)	TARX-48D8-L	S	JG4		4141.23	4829.15	4478.50	5166.42
6	10		144"(3658mm)	TARX-48E4-L	S	JG4		4303.42	5010.66	4655.41	5362.65
10	10		150"(3810mm)	TARX-48F0-L	S	JG4		4465.61	5192.17	4832.32	5558.88
10	10		156"(3962mm)	TARX-48F6-L	S	JG4		4627.80	5373.68	5009.23	5755.11
10	10		162"(4115mm)	TARX-48G2-L	S	JG4		4789.99	5555.19	5186.14	5951.34
10	10		168"(4267mm)	TARX-48G8-L	S	JG4		4952.18	5736.70	5363.05	6147.57
10	12		174"(4420mm)	TARX-48H4-L	S	JG4		5114.37	5918.21	5539.96	6343.80
10	12		180"(4572mm)	TARX-48J0-L	S	JG4		5276.56	6099.72	5716.87	6540.03
6	10	54"(1372mm)	126"(3200mm)	TARX-54C6-L	S	JG4		\$4255.58	\$4924.18	\$4602.05	\$5270.65
6	10		132"(3353mm)	TARX-54D2-L	S	JG4		4433.56	5121.48	4796.59	5484.51
6	10		138"(3505mm)	TARX-54D8-L	S	JG4		4611.54	5318.78	4991.13	5698.37
6	10		144"(3658mm)	TARX-54E4-L	S	JG4		4789.52	5516.08	5185.67	5912.23
10	10		150"(3810mm)	TARX-54F0-L	S	JG4		4967.50	5713.38	5380.21	6126.09
10	10		156"(3962mm)	TARX-54F6-L	S	JG4		5145.48	5910.68	5574.75	6339.95
10	10		162"(4115mm)	TARX-54G2-L	S	JG4		5323.46	6107.98	5769.29	6553.81
10	10		168"(4267mm)	TARX-54G8-L	S	JG4		5501.44	6305.28	5963.83	6767.67
10	12		174"(4420mm)	TARX-54H4-L	S	JG4		5679.42	6502.58	6158.37	6981.53
10	12		180"(4572mm)	TARX-54J0-L	S	JG4		5857.40	6699.88	6352.91	7195.39
6	10	60"(1524mm)	126"(3200mm)	TARX-60C6-L	S	JG4		\$4694.31	\$5382.23	\$5079.42	\$5767.34
6	10		132"(3353mm)	TARX-60D2-L	S	JG4		4888.08	5595.32	5291.59	5998.83
6	10		138"(3505mm)	TARX-60D8-L	S	JG4		5081.85	5808.41	5503.76	6230.32
6	10		144"(3658mm)	TARX-60E4-L	S	JG4		5275.62	6021.50	5715.93	6461.81
10	10		150"(3810mm)	TARX-60F0-L	S	JG4		5469.39	6234.59	5928.10	6693.30
10	10		156"(3962mm)	TARX-60F6-L	S	JG4		5663.16	6447.68	6140.27	6924.79
10	10		162"(4115mm)	TARX-60G2-L	S	JG4		5856.93	6660.77	6352.44	7156.28
10	10		168"(4267mm)	TARX-60G8-L	S	JG4		6050.70	6873.86	6564.61	7387.77
10	12		174"(4420mm)	TARX-60H4-L	S	JG4		6244.47	7086.95	6776.78	7619.26
10	12		180"(4572mm)	TARX-60J0-L	S	JG4		6438.24	7300.04	6988.95	7850.75

\*Recommended seating capacity based upon 27"(686mm) per chair.

# Planes Conference Tables — Two-Piece Tops — Interior Leg — Wood

Rectangular



TARA

## Features

- Includes 1.18" (30mm) thick tops, interior leg bases and hardware.
- Standard table height is 29" (737mm).
- Wood veneer top with 3mm wood edgeband or knife wood edge.
- Table top seam is 1mm edgeband.
- Interior legs are painted aluminum.
- Interior leg is 1.125" (29mm) x 3.25" (83mm).
- Optional cable base is available:
  - 42" (1067mm) deep and deeper tables will ship with 14" (356mm) x 14" (356mm) cable base
  - Two piece tops will include one cable base to be centered on seam under table top.
  - Cable base and table top(s) are wood veneer and can be specified in different surface colors and edge trim colors.
  - Refer to Specification Guide for use guidelines.
- Optional Flip top unit electrical modules are separately specified. Refer to electrical components for appropriate product specification.
- Available with glides only; 0.5" (13mm) height adjustment.
- Depth and width shown in nominal dimensions.
- Ships unassembled.

## Specification Tips

- Tables with multiple-piece tops have equal sized pieces.
- The following Planes products are separately specified:
  - Grommets (field cut opening)
  - Flip top unit electrical modules
  - Horizontal wire management
- Refer to Specification Guide for seating capacities with Cable Base Option and leg locations.

## To Order, Specify:

1) Product number, including:

### ① Wood Edge Option:

- K** Edgeband
- U** Knife

### ② Flip Top Unit Cutout(s):

- N** None
- F** Center – single-sided/4 outlets, add **\$86.48** list
- V** Left/Right – single-sided/4 outlets, add **\$172.96** list
- J** Center – single-sided/6 outlets, add **\$86.48** list
- K** Left/Right – single-sided/6 outlets, add **\$172.96** list
- M** Center – double-sided/8 outlets, add **\$86.48** list
- P** Left/Right – double-sided/8 outlets, add **\$172.96** list
- Q** Center – double-sided/12 outlets, add **\$86.48** list
- T** Left/Right – double-sided/12 outlets, add **\$172.96** list

### ③ Cable Base Option:

- N** None
- C** Cable Base, add **\$916.53** list

2) Wood finish color.

3) Base trim color.

4) Wood finish color – Cable Base

**Note:** **\$59.46** upcharge (list) for Metallic and accent trim colors.

# Planes Conference Tables — Two-Piece Tops — Interior Leg — Wood

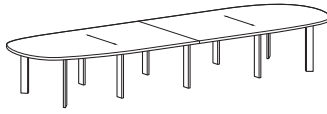
Rectangular

No. of Legs	Seating Capacity*	Depth	Width	Number	①	②	③	Wood Group A		Wood Group B	
								K	U	K	U
6	10	42"(1067mm)	126"(3200mm)	TARA-42C6-W	S	JG4		\$ 5403.22	\$ 7131.16	\$ 5944.95	\$ 7823.96
6	10		132"(3353mm)	TARA-42D2-W	S	JG4		5619.42	7407.01	6193.99	8143.05
10	10		138"(3505mm)	TARA-42D8-W	S	JG4		5835.98	7685.38	6443.46	8465.08
10	10		144"(3658mm)	TARA-42E4-W	S	JG4		6052.92	7966.27	6693.37	8790.05
10	10		150"(3810mm)	TARA-42F0-W	S	JG4		6270.22	8249.69	6943.72	9117.95
10	12		156"(3962mm)	TARA-42F6-W	S	JG4		6487.89	8535.63	7194.50	9448.80
10	12		162"(4115mm)	TARA-42G2-W	S	JG4		6705.92	8824.09	7445.72	9782.58
10	12		168"(4267mm)	TARA-42G8-W	S	JG4		6924.33	9115.08	7697.38	10119.29
10	12		174"(4420mm)	TARA-42H4-W	S	JG4		7143.10	9408.58	7949.47	10458.95
10	14		180"(4572mm)	TARA-42J0-W	S	JG4		7362.24	9704.62	8202.00	10801.54
6	10	48"(1219mm)	126"(3200mm)	TARA-48C6-W	S	JG4		\$ 6072.52	\$ 8013.49	\$ 6704.47	\$ 8801.90
6	10		132"(3353mm)	TARA-48D2-W	S	JG4		6312.40	8314.09	6981.39	9150.12
10	10		138"(3505mm)	TARA-48D8-W	S	JG4		6552.64	8617.21	7258.74	9501.28
10	10		144"(3658mm)	TARA-48E4-W	S	JG4		6793.24	8922.86	7536.53	9855.37
10	10		150"(3810mm)	TARA-48F0-W	S	JG4		7034.22	9231.02	7814.75	10212.41
10	12		156"(3962mm)	TARA-48F6-W	S	JG4		7275.56	9541.71	8093.41	10572.38
10	12		162"(4115mm)	TARA-48G2-W	S	JG4		7517.27	9854.93	8372.51	10935.29
10	12		168"(4267mm)	TARA-48G8-W	S	JG4		7759.35	10170.66	8652.05	11301.13
10	12		174"(4420mm)	TARA-48H4-W	S	JG4		8001.79	10488.92	8932.02	11669.92
10	14		180"(4572mm)	TARA-48J0-W	S	JG4		8244.60	10809.70	9212.42	12041.64
6	10	54"(1372mm)	126"(3200mm)	TARA-54C6-W	S	JG4		\$ 7133.88	\$ 9287.87	\$ 7856.04	\$ 10171.88
6	10		132"(3353mm)	TARA-54D2-W	S	JG4		7397.43	9613.22	8160.84	10549.23
10	10		138"(3505mm)	TARA-54D8-W	S	JG4		7661.34	9941.09	8466.07	10929.52
10	10		144"(3658mm)	TARA-54E4-W	S	JG4		7925.62	10271.49	8771.73	11312.75
10	10		150"(3810mm)	TARA-54F0-W	S	JG4		8190.27	10604.40	9077.84	11698.91
10	12		156"(3962mm)	TARA-54F6-W	S	JG4		8455.29	10939.85	9384.38	12088.01
10	12		162"(4115mm)	TARA-54G2-W	S	JG4		8720.67	11277.81	9691.35	12480.05
10	12		168"(4267mm)	TARA-54G8-W	S	JG4		8986.42	11618.30	9998.76	12875.02
10	14		174"(4420mm)	TARA-54H4-W	S	JG4		9252.54	11961.31	10306.61	13272.93
10	14		180"(4572mm)	TARA-54J0-W	S	JG4		9519.02	12306.84	10614.90	13673.78
6	10	60"(1524mm)	126"(3200mm)	TARA-60C6-W	S	JG4		\$ 7842.03	\$ 10209.04	\$ 8654.41	\$ 11188.67
6	10		132"(3353mm)	TARA-60D2-W	S	JG4		8129.25	10559.14	8987.08	11595.15
10	10		138"(3505mm)	TARA-60D8-W	S	JG4		8416.84	10911.77	9320.19	12004.57
10	10		144"(3658mm)	TARA-60E4-W	S	JG4		8704.80	11266.92	9653.74	12416.92
10	10		150"(3810mm)	TARA-60F0-W	S	JG4		8993.12	11624.59	9987.72	12832.21
10	12		156"(3962mm)	TARA-60F6-W	S	JG4		9281.81	11984.78	10322.14	13250.44
10	12		162"(4115mm)	TARA-60G2-W	S	JG4		9570.87	12347.50	10656.99	13671.61
10	12		168"(4267mm)	TARA-60G8-W	S	JG4		9860.29	12712.73	10992.28	14095.71
10	14		174"(4420mm)	TARA-60H4-W	S	JG4		10150.08	13080.50	11328.01	14522.75
10	14		180"(4572mm)	TARA-60J0-W	S	JG4		10440.24	13450.78	11664.17	14952.73

\*Recommended seating capacity based upon 27"(686mm) per chair.

## Planes Conference Tables — Two-Piece Tops — Interior Leg — Wood

Pebble



TARP

**Features**

- Includes 1.18" (30mm) thick tops, interior leg bases and hardware.
- Standard table height is 29" (737mm).
- Wood veneer top with 3mm wood edgeband or knife wood edge.
- Table top seam is 1mm edgeband.
- Interior legs are painted aluminum.
- Interior leg is 1.125" (29mm) x 3.25" (83mm).
- Optional cable base is available:
  - 42" (1067mm) deep and deeper tables will ship with 14" (356mm) x 14" (356mm) cable base
  - Two piece tops will include one cable base to be centered on seam under table top.
  - Cable base and table top(s) are wood veneer and can be specified in different surface colors and edge trim colors.
  - Refer to Specification Guide for use guidelines.
- Optional Flip top unit electrical modules are separately specified. Refer to electrical components for appropriate product specification.
- Available with glides only; 0.5" (13mm) height adjustment.
- Depth and width shown in nominal dimensions.
- Ships unassembled.

**Specification Tips**

- Tables with multiple-piece tops have equal sized pieces.
- The following Planes products are separately specified:
  - Grommets (field cut openings)
  - Flip top unit electrical modules
  - Horizontal wire management
- Refer to Specification Guide for seating capacities with Cable Base Option and leg locations.

**To Order, Specify:**

1) Product number, including:

**1 Wood Edge Option:**

- K** Edgeband
- U** Knife

**2 Flip Top Unit Cutout(s):**

- N** None
- F** Center – single-sided/4 outlets, add **\$86.48** list
- V** Left/Right – single-sided/4 outlets, add **\$172.96** list
- J** Center – 6 single-sided/outlets, add **\$86.48** list
- K** Left/Right – single-sided/6 outlets, add **\$172.96** list
- M** Center – double-sided/8 outlets, add **\$86.48** list
- P** Left/Right – double-sided/8 outlets, add **\$172.96** list
- Q** Center – double-sided/12 outlets, add **\$86.48** list
- T** Left/Right – double-sided/12 outlets, add **\$172.96** list

**3 Cable Base Option:**

- N** None
- C** Cable Base, add **\$916.53** list

2) Wood finish color.

3) Base trim color.

4) Wood finish color – Cable Base

**Note:** **\$59.46** upcharge (list) for Metallic and accent trim colors.

# Planes Conference Tables — Two-Piece Tops — Interior Leg — Wood

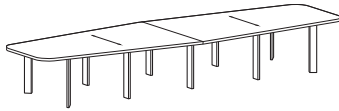
Pebble

No. of Legs	Seating Capacity*	Depth	Width	Number				Wood Group A		Wood Group B	
					①	②	③	K	U	K	U
6	10	42"(1067mm)	126"(3200mm)	TARP-42C6-W	S	JG4	\$ 5403.22	\$ 7131.16	\$ 5944.95	\$ 7823.96	
6	10		132"(3353mm)	TARP-42D2-W	S	JG4	5619.42	7407.01	6193.99	8143.05	
6	10		138"(3505mm)	TARP-42D8-W	S	JG4	5835.98	7685.38	6443.46	8465.08	
6	10		144"(3658mm)	TARP-42E4-W	S	JG4	6052.92	7966.27	6693.37	8790.05	
10	10		150"(3810mm)	TARP-42F0-W	S	JG4	6270.22	8249.69	6943.72	9117.95	
10	10		156"(3962mm)	TARP-42F6-W	S	JG4	6487.89	8535.63	7194.50	9448.80	
10	10		162"(4115mm)	TARP-42G2-W	S	JG4	6705.92	8824.09	7445.72	9782.58	
10	10		168"(4267mm)	TARP-42G8-W	S	JG4	6924.33	9115.08	7697.38	10119.29	
10	12		174"(4420mm)	TARP-42H4-W	S	JG4	7143.10	9408.58	7949.47	10458.95	
10	12		180"(4572mm)	TARP-42J0-W	S	JG4	7362.24	9704.62	8202.00	10801.54	
6	10	48"(1219mm)	126"(3200mm)	TARP-48C6-W	S	JG4	\$ 6072.52	\$ 8013.49	\$ 6704.47	\$ 8801.90	
6	10		132"(3353mm)	TARP-48D2-W	S	JG4	6312.40	8314.09	6981.39	9150.12	
6	10		138"(3505mm)	TARP-48D8-W	S	JG4	6552.64	8617.21	7258.74	9501.28	
6	10		144"(3658mm)	TARP-48E4-W	S	JG4	6793.24	8922.86	7536.53	9855.37	
10	10		150"(3810mm)	TARP-48F0-W	S	JG4	7034.22	9231.02	7814.75	10212.41	
10	10		156"(3962mm)	TARP-48F6-W	S	JG4	7275.56	9541.71	8093.41	10572.38	
10	10		162"(4115mm)	TARP-48G2-W	S	JG4	7517.27	9854.93	8372.51	10935.29	
10	10		168"(4267mm)	TARP-48G8-W	S	JG4	7759.35	10170.66	8652.05	11301.13	
10	12		174"(4420mm)	TARP-48H4-W	S	JG4	8001.79	10488.92	8932.02	11669.92	
10	12		180"(4572mm)	TARP-48J0-W	S	JG4	8244.60	10809.70	9212.42	12041.64	
6	10	54"(1372mm)	126"(3200mm)	TARP-54C6-W	S	JG4	\$ 7133.88	\$ 9287.87	\$ 7856.04	\$ 10171.88	
6	10		132"(3353mm)	TARP-54D2-W	S	JG4	7397.43	9613.22	8160.84	10549.23	
6	10		138"(3505mm)	TARP-54D8-W	S	JG4	7661.34	9941.09	8466.07	10929.52	
6	10		144"(3658mm)	TARP-54E4-W	S	JG4	7925.62	10271.49	8771.73	11312.75	
10	10		150"(3810mm)	TARP-54F0-W	S	JG4	8190.27	10604.40	9077.84	11698.91	
10	10		156"(3962mm)	TARP-54F6-W	S	JG4	8455.29	10939.85	9384.38	12088.01	
10	10		162"(4115mm)	TARP-54G2-W	S	JG4	8720.67	11277.81	9691.35	12480.05	
10	10		168"(4267mm)	TARP-54G8-W	S	JG4	8986.42	11618.30	9998.76	12875.02	
10	12		174"(4420mm)	TARP-54H4-W	S	JG4	9252.54	11961.31	10306.61	13272.93	
10	12		180"(4572mm)	TARP-54J0-W	S	JG4	9519.02	12306.84	10614.90	13673.78	
6	10	60"(1524mm)	126"(3200mm)	TARP-60C6-W	S	JG4	\$ 7842.03	\$ 10209.04	\$ 8654.41	\$ 11188.67	
6	10		132"(3353mm)	TARP-60D2-W	S	JG4	8129.25	10559.14	8987.08	11595.15	
6	10		138"(3505mm)	TARP-60D8-W	S	JG4	8416.84	10911.77	9320.19	12004.57	
6	10		144"(3658mm)	TARP-60E4-W	S	JG4	8704.80	11266.92	9653.74	12416.92	
10	10		150"(3810mm)	TARP-60F0-W	S	JG4	8993.12	11624.59	9987.72	12832.21	
10	10		156"(3962mm)	TARP-60F6-W	S	JG4	9281.81	11984.78	10322.14	13250.44	
10	10		162"(4115mm)	TARP-60G2-W	S	JG4	9570.87	12347.50	10656.99	13671.61	
10	10		168"(4267mm)	TARP-60G8-W	S	JG4	9860.29	12712.73	10992.28	14095.71	
10	12		174"(4420mm)	TARP-60H4-W	S	JG4	10150.08	13080.50	11328.01	14522.75	
10	12		180"(4572mm)	TARP-60J0-W	S	JG4	10440.24	13450.78	11664.17	14952.73	

\*Recommended seating capacity based upon 27"(686mm) per chair.

# Planes Conference Tables — Two-Piece Tops — Interior Leg — Wood

Hexagon



TARX

## Features

- Includes 1.18"(30mm) thick tops, interior leg bases and hardware.
- Standard table height is 29"(737mm).
- Wood veneer top with 3mm wood edgeband or knife wood edge.
- Table top seam is 1mm edgeband.
- Interior legs are painted aluminum.
- Interior leg is 1.125"(29mm) x 3.25"(83mm).
- Optional cable base is available:
  - 42"(1067mm) deep and deeper tables will ship with 14"(356mm) x 14"(356mm) cable base
  - Two piece tops will include one cable base to be centered on seam under table top.
  - Cable base and table top(s) are wood veneer and can be specified in different surface colors and edge trim colors.
  - Refer to Specification Guide for use guidelines.
- Optional Flip top unit electrical modules are separately specified. Refer to electrical components for appropriate product specification.
- Available with glides only; 0.5"(13mm) height adjustment.
- Depth and width shown in nominal dimensions.
- Ships unassembled.

## Specification Tips

- Tables with multiple-piece tops have equal sized pieces.
- The following Planes products are separately specified:
  - Grommets (field cut openings)
  - Flip top unit electrical modules
  - Horizontal wire management
- Refer to Specification Guide for seating capacities with Cable Base Option and leg locations.

## To Order, Specify:

1) Product number, including:

### 1 Wood Edge Option:

- K** Edgeband
- U** Knife

### 2 Flip Top Unit Cutout(s):

- N** None
- F** Center – single-sided/4 outlets, add **\$86.48** list
- V** Left/Right – single-sided/4 outlets, add **\$172.96** list
- J** Center – single-sided/6 outlets, add **\$86.48** list
- K** Left/Right – single-sided/6 outlets, add **\$172.96** list
- M** Center – double-sided/8 outlets, add **\$86.48** list
- P** Left/Right – double-sided/8 outlets, add **\$172.96** list
- Q** Center – double-sided/12 outlets, add **\$86.48** list
- T** Left/Right – double-sided/12 outlets, add **\$172.96** list

### 3 Cable Base Option:

- N** None
- C** Cable Base, add **\$916.53** list

2) Wood finish color.

3) Base trim color.

4) Wood finish color – Cable Base

**Note:** **\$59.46** upcharge (list) for Metallic and accent trim colors.



# Planes Conference Tables — Two-Piece Tops — Interior Leg — Wood

Hexagon

No. of Legs	Seating Capacity*	Depth	Width	Number				Wood Group A		Wood Group B	
					①	②	③	K	U	K	U
6	10	42"(1067mm)	126"(3200mm)	TARX-42C6-W	S	JG4	\$ 5403.22	\$ 7131.16	\$ 5944.95	\$ 7823.96	
6	10		132"(3353mm)	TARX-42D2-W	S	JG4	5619.42	7407.01	6193.99	8143.05	
6	10		138"(3505mm)	TARX-42D8-W	S	JG4	5835.98	7685.38	6443.46	8465.08	
6	10		144"(3658mm)	TARX-42E4-W	S	JG4	6052.92	7966.27	6693.37	8790.05	
10	10		150"(3810mm)	TARX-42F0-W	S	JG4	6270.22	8249.69	6943.72	9117.95	
10	10		156"(3962mm)	TARX-42F6-W	S	JG4	6487.89	8535.63	7194.50	9448.80	
10	10		162"(4115mm)	TARX-42G2-W	S	JG4	6705.92	8824.09	7445.72	9782.58	
10	10		168"(4267mm)	TARX-42G8-W	S	JG4	6924.33	9115.08	7697.38	10119.29	
10	12		174"(4420mm)	TARX-42H4-W	S	JG4	7143.10	9408.58	7949.47	10458.95	
10	12		180"(4572mm)	TARX-42J0-W	S	JG4	7362.24	9704.62	8202.00	10801.54	
6	10	48"(1219mm)	126"(3200mm)	TARX-48C6-W	S	JG4	\$ 6072.52	\$ 8013.49	\$ 6704.47	\$ 8801.90	
6	10		132"(3353mm)	TARX-48D2-W	S	JG4	6312.40	8314.09	6981.39	9150.12	
6	10		138"(3505mm)	TARX-48D8-W	S	JG4	6552.64	8617.21	7258.74	9501.28	
6	10		144"(3658mm)	TARX-48E4-W	S	JG4	6793.24	8922.86	7536.53	9855.37	
10	10		150"(3810mm)	TARX-48F0-W	S	JG4	7034.22	9231.02	7814.75	10212.41	
10	10		156"(3962mm)	TARX-48F6-W	S	JG4	7275.56	9541.71	8093.41	10572.38	
10	10		162"(4115mm)	TARX-48G2-W	S	JG4	7517.27	9854.93	8372.51	10935.29	
10	10		168"(4267mm)	TARX-48G8-W	S	JG4	7759.35	10170.66	8652.05	11301.13	
10	12		174"(4420mm)	TARX-48H4-W	S	JG4	8001.79	10488.92	8932.02	11669.92	
10	12		180"(4572mm)	TARX-48J0-W	S	JG4	8244.60	10809.70	9212.42	12041.64	
6	10	54"(1372mm)	126"(3200mm)	TARX-54C6-W	S	JG4	\$ 7133.88	\$ 9287.87	\$ 7856.04	\$ 10171.88	
6	10		132"(3353mm)	TARX-54D2-W	S	JG4	7397.43	9613.22	8160.84	10549.23	
6	10		138"(3505mm)	TARX-54D8-W	S	JG4	7661.34	9941.09	8466.07	10929.52	
6	10		144"(3658mm)	TARX-54E4-W	S	JG4	7925.62	10271.49	8771.73	11312.75	
10	10		150"(3810mm)	TARX-54F0-W	S	JG4	8190.27	10604.40	9077.84	11698.91	
10	10		156"(3962mm)	TARX-54F6-W	S	JG4	8455.29	10939.85	9384.38	12088.01	
10	10		162"(4115mm)	TARX-54G2-W	S	JG4	8720.67	11277.81	9691.35	12480.05	
10	10		168"(4267mm)	TARX-54G8-W	S	JG4	8986.42	11618.30	9998.76	12875.02	
10	12		174"(4420mm)	TARX-54H4-W	S	JG4	9252.54	11961.31	10306.61	13272.93	
10	12		180"(4572mm)	TARX-54J0-W	S	JG4	9519.02	12306.84	10614.90	13673.78	
6	10	60"(1524mm)	126"(3200mm)	TARX-60C6-W	S	JG4	\$ 7842.03	\$ 10209.04	\$ 8654.41	\$ 11188.67	
6	10		132"(3353mm)	TARX-60D2-W	S	JG4	8129.25	10559.14	8987.08	11595.15	
6	10		138"(3505mm)	TARX-60D8-W	S	JG4	8416.84	10911.77	9320.19	12004.57	
6	10		144"(3658mm)	TARX-60E4-W	S	JG4	8704.80	11266.92	9653.74	12416.92	
10	10		150"(3810mm)	TARX-60F0-W	S	JG4	8993.12	11624.59	9987.72	12832.21	
10	10		156"(3962mm)	TARX-60F6-W	S	JG4	9281.81	11984.78	10322.14	13250.44	
10	10		162"(4115mm)	TARX-60G2-W	S	JG4	9570.87	12347.50	10656.99	13671.61	
10	10		168"(4267mm)	TARX-60G8-W	S	JG4	9860.29	12712.73	10992.28	14095.71	
10	12		174"(4420mm)	TARX-60H4-W	S	JG4	10150.08	13080.50	11328.01	14522.75	
10	12		180"(4572mm)	TARX-60J0-W	S	JG4	10440.24	13450.78	11664.17	14952.73	

\*Recommended seating capacity based upon 27"(686mm) per chair.

# Planes Conference Tables — Three-Piece Tops — Interior Leg — Laminate

Rectangular



TARA

## Features

- Includes 1.18"(30mm) thick tops, interior leg bases and hardware.
- Standard table height is 29"(737mm).
- Laminate top with 3mm edgeband or knife edges.
- Table top seams are 1mm edgeband.
- Interior legs are painted aluminum.
- Interior leg is 1.125"(29mm) x 3.25"(83mm).
- Optional cable bases are available:
  - 42"(1067mm) deep and deeper tables will ship with 14"(356mm) x 14"(356mm) cable bases.
  - Three piece tops will include two cable bases to be centered on seams.
  - Cable base and table top(s) are laminate and can be specified in different surface colors and edge trim colors.
  - Refer to Specification Guide for use guidelines.
- Optional Flip top unit electrical modules are separately specified. Refer to electrical components for appropriate product specification.
- Available with glides only; 0.5"(13mm) height adjustment.
- Depth and width shown in nominal dimensions.
- Ships unassembled.

## Specification Tips

- Tables with multiple-piece tops have equal sized pieces.
- The following Planes products are separately specified:
  - Grommets (field cut opening)
  - Flip top unit electrical modules
  - Horizontal wire management
- Refer to Specification Guide for seating capacities with Cable Base Option and leg locations.

## To Order, Specify:

1) Product number, including:

### 1 Edge Option:

- J** Edgeband
- F** Knife

### 2 Flip Top Unit Cutout(s):

- N** None
- F** Center – single-sided/4 outlets, add **\$129.72** list
- V** Left/Right – single-sided/4 outlets, add **\$259.44** list
- J** Center – single-sided/6 outlets, add **\$129.72** list
- K** Left/Right – single-sided/6 outlets, add **\$259.44** list
- M** Center – double-sided/8 outlets, add **\$129.72** list
- P** Left/Right – double-sided/8 outlets, add **\$259.44** list
- Q** Center – double-sided/12 outlets, add **\$129.72** list
- T** Left/Right – double-sided/12 outlets, add **\$259.44** list

### 3 Cable Base Option:

- N** None
- C** Cable Bases (2), add **\$1833.01** list

- 2) Laminate surface color.
- 3) 1mm edgeband trim color.  
(Cascade edge/multiple-tops only)\*
- 4) Edge trim color.
- 5) Base trim color.
- 6) Laminate surface – Cable Bases
- 7) Edge trim color – Cable Bases

**Note:** **\$59.46** upcharge (list) for Metallic and accent trim colors.

# Planes Conference Tables — Three-Piece Tops — Interior Leg — Laminate

Rectangular

No. of Legs	Seating Capacity*	Depth	Width	Number	① ② ③			Laminate A		Laminate B	
					S	JG4		J	F	J	F
8	14	42"(1067mm)	186"(4724mm)	TARA-42J6-L	S	JG4		\$4858.37	\$ 5726.19	\$ 5256.36	\$ 6124.18
8	14		192"(4877mm)	TARA-42K2-L	S	JG4		5004.77	5891.91	5415.64	6302.78
8	14		198"(5029mm)	TARA-42K8-L	S	JG4		5151.17	6057.63	5574.92	6481.38
14	14		204"(5182mm)	TARA-42L4-L	S	JG4		5297.57	6223.35	5734.20	6659.98
14	14		210"(5334mm)	TARA-42M0-L	S	JG4		5443.97	6389.07	5893.48	6838.58
14	14		216"(5486mm)	TARA-42M6-L	S	JG4		5590.37	6554.79	6052.76	7017.18
14	16		222"(5639mm)	TARA-42N2-L	S	JG4		5736.77	6720.51	6212.04	7195.78
14	16		228"(5791mm)	TARA-42N8-L	S	JG4		5883.17	6886.23	6371.32	7374.38
14	16		234"(5944mm)	TARA-42P4-L	S	JG4		6029.57	7051.95	6530.60	7552.98
14	16		240"(6096mm)	TARA-42Q0-L	S	JG4		6175.97	7217.67	6689.88	7731.58
14	16		246"(6248mm)	TARA-42Q6-L	S	JG4		6322.37	7383.39	6849.16	7910.18
14	16		252"(6401mm)	TARA-42R2-L	S	JG4		6468.77	7549.11	7008.44	8088.78
14	18		258"(6553mm)	TARA-42R8-L	S	JG4		6615.17	7714.83	7167.72	8267.38
14	18		264"(6706mm)	TARA-42S4-L	S	JG4		6761.57	7880.55	7327.00	8445.98
14	20		270"(6858mm)	TARA-42T0-L	S	JG4		7001.26	8046.27	7579.57	8624.58
8	14	48"(1219mm)	186"(4724mm)	TARA-48J6-L	S	JG4		\$5455.00	\$ 6342.14	\$ 5910.03	\$ 6797.17
8	14		192"(4877mm)	TARA-48K2-L	S	JG4		5617.19	6523.65	6086.94	6993.40
8	14		198"(5029mm)	TARA-48K8-L	S	JG4		5779.38	6705.16	6263.85	7189.63
14	14		204"(5182mm)	TARA-48L4-L	S	JG4		5941.57	6886.67	6440.76	7385.86
14	14		210"(5334mm)	TARA-48M0-L	S	JG4		6103.76	7068.18	6617.67	7582.09
14	14		216"(5486mm)	TARA-48M6-L	S	JG4		6265.95	7249.69	6794.58	7778.32
14	16		222"(5639mm)	TARA-48N2-L	S	JG4		6428.14	7431.20	6971.49	7974.55
14	16		228"(5791mm)	TARA-48N8-L	S	JG4		6590.33	7612.71	7148.40	8170.78
14	16		234"(5944mm)	TARA-48P4-L	S	JG4		6752.52	7794.22	7325.31	8367.01
14	16		240"(6096mm)	TARA-48Q0-L	S	JG4		6914.71	7975.73	7502.22	8563.24
14	16		246"(6248mm)	TARA-48Q6-L	S	JG4		7076.90	8157.24	7679.13	8759.47
14	16		252"(6401mm)	TARA-48R2-L	S	JG4		7239.09	8338.75	7856.04	8955.70
14	18		258"(6553mm)	TARA-48R8-L	S	JG4		7401.28	8520.26	8032.95	9151.93
14	18		264"(6706mm)	TARA-48S4-L	S	JG4		7563.47	8701.77	8209.86	9348.16
14	20		270"(6858mm)	TARA-48T0-L	S	JG4		7725.66	8883.28	8386.77	9544.39
8	14	54"(1372mm)	186"(4724mm)	TARA-54J6-L	S	JG4		\$5958.34	\$ 6958.09	\$ 6470.41	\$ 7470.16
8	14		192"(4877mm)	TARA-54K2-L	S	JG4		6136.32	7155.39	6664.95	7684.02
8	14		198"(5029mm)	TARA-54K8-L	S	JG4		6314.30	7352.69	6859.49	7897.88
14	14		204"(5182mm)	TARA-54L4-L	S	JG4		6492.28	7549.99	7054.03	8111.74
14	14		210"(5334mm)	TARA-54M0-L	S	JG4		6670.26	7747.29	7248.57	8325.60
14	14		216"(5486mm)	TARA-54M6-L	S	JG4		6848.24	7944.59	7443.11	8539.46
14	16		222"(5639mm)	TARA-54N2-L	S	JG4		7026.22	8141.89	7637.65	8753.32
14	16		228"(5791mm)	TARA-54N8-L	S	JG4		7204.20	8339.19	7832.19	8967.18
14	16		234"(5944mm)	TARA-54P4-L	S	JG4		7382.18	8536.49	8026.73	9181.04
14	16		240"(6096mm)	TARA-54Q0-L	S	JG4		7560.16	8733.79	8221.27	9394.90
14	16		246"(6248mm)	TARA-54Q6-L	S	JG4		7738.14	8931.09	8415.81	9608.76
14	16		252"(6401mm)	TARA-54R2-L	S	JG4		7916.12	9128.39	8610.35	9822.62
14	18		258"(6553mm)	TARA-54R8-L	S	JG4		8094.10	9325.69	8804.89	10036.48
14	18		264"(6706mm)	TARA-54S4-L	S	JG4		8272.08	9522.99	8999.43	10250.34
14	20		270"(6858mm)	TARA-54T0-L	S	JG4		8450.06	9720.29	9193.97	10464.20
8	14	60"(1524mm)	186"(4724mm)	TARA-60J6-L	S	JG4		\$6461.67	\$ 7574.04	\$ 7030.78	\$ 8143.15
8	14		192"(4877mm)	TARA-60K2-L	S	JG4		6655.44	7787.13	7242.95	8374.64
8	14		198"(5029mm)	TARA-60K8-L	S	JG4		6849.21	8000.22	7455.12	8606.13
14	14		204"(5182mm)	TARA-60L4-L	S	JG4		7042.98	8213.31	7667.29	8837.62
14	14		210"(5334mm)	TARA-60M0-L	S	JG4		7236.75	8426.40	7879.46	9069.11
14	14		216"(5486mm)	TARA-60M6-L	S	JG4		7430.52	8639.49	8091.63	9300.60
14	16		222"(5639mm)	TARA-60N2-L	S	JG4		7624.29	8852.58	8303.80	9532.09
14	16		228"(5791mm)	TARA-60N8-L	S	JG4		7818.06	9065.67	8515.97	9763.58
14	16		234"(5944mm)	TARA-60P4-L	S	JG4		8011.83	9278.76	8728.14	9995.07
14	16		240"(6096mm)	TARA-60Q0-L	S	JG4		8205.60	9491.85	8940.31	10226.56
14	16		246"(6248mm)	TARA-60Q6-L	S	JG4		8399.37	9704.94	9152.48	10458.05
14	16		252"(6401mm)	TARA-60R2-L	S	JG4		8593.14	9918.03	9364.65	10689.54
14	18		258"(6553mm)	TARA-60R8-L	S	JG4		8786.91	10131.12	9576.82	10921.03
14	18		264"(6706mm)	TARA-60S4-L	S	JG4		8980.68	10344.21	9788.99	11152.52
14	20		270"(6858mm)	TARA-60T0-L	S	JG4		9174.45	10557.30	10001.16	11384.01

\*Recommended seating capacity based upon 27"(686mm) per chair.

## Planes Conference Tables — Three-Piece Tops — Interior Leg — Laminate

Pebble



TARP

**Features**

- Includes 1.18"(30mm) thick tops, interior leg bases and hardware.
- Standard table height is 29"(737mm).
- Laminate top with 3mm edgeband or knife edges.
- Table top seams are 1mm edgeband.
- Interior legs are painted aluminum.
- Interior leg is 1.125"(29mm) x 3.25"(83mm).
- Optional cable bases are available :
  - 42"(1067mm) deep and deeper tables will ship with 14"(356mm) x 14"(356mm) cable bases.
  - Three piece tops will include two cable bases to be centered on seams.
  - Cable base and table top(s) are laminate and can be specified in different surface colors and edge trim colors.
  - Refer to Specification Guide for use guidelines.
- Optional Flip top unit electrical modules are separately specified. Refer to electrical components for appropriate product specification.
- Available with glides only; 0.5"(13mm) height adjustment.
- Depth and width shown in nominal dimensions.
- Ships unassembled.

**Specification Tips**

- Tables with multiple-piece tops have equal sized pieces.
- The following Planes products are separately specified:
  - Grommets (field cut opening)
  - Flip top unit electrical modules
  - Horizontal wire management
- Refer to Specification Guide for seating capacities with Cable Base Option and leg locations.

**To Order, Specify:**

1) Product number, including:

**1 Edge Option:**

- J** Edgeband
- F** Knife

**2 Flip Top Unit Cutout(s):**

- N** None
- F** Center – single-sided/4 outlets, add **\$129.72** list
- V** Left/Right – single-sided/4 outlets, add **\$259.44** list
- J** Center – single-sided/6 outlets, add **\$129.72** list
- K** Left/Right – single-sided/6 outlets, add **\$259.44** list
- M** Center – double-sided/8 outlets, add **\$129.72** list
- P** Left/Right – double-sided/8 outlets, add **\$259.44** list
- Q** Center – double-sided/12 outlets, add **\$129.72** list
- T** Left/Right – double-sided/12 outlets, add **\$259.44** list

**3 Cable Base Option:**

- N** None
- C** Cable Bases (2), add **\$1833.01** list

2) Laminate surface color.

3) 1mm edgeband trim color.  
(Cascade edge/multiple-tops only)\*

4) Edge trim color.

5) Base trim color.

6) Laminate surface – Cable Bases

7) Edge trim color – Cable Bases

**Note:** **\$59.46** upcharge (list) for Metallic and accent trim colors.

# Planes Conference Tables — Three-Piece Tops — Interior Leg — Laminate

Pebble

No. of Legs	Seating Capacity*	Depth	Width	Number	① ② ③			Laminate A		Laminate B	
					S	JG4		J	F	J	F
8	14	42"(1067mm)	186"(4724mm)	TARP-42J6-L	S	JG4		\$4858.37	\$ 5726.19	\$ 5256.36	\$ 6124.18
8	14		192"(4877mm)	TARP-42K2-L	S	JG4		5004.77	5891.91	5415.64	6302.78
8	14		198"(5029mm)	TARP-42K8-L	S	JG4		5151.17	6057.63	5574.92	6481.38
10	14		204"(5182mm)	TARP-42L4-L	S	JG4		5297.57	6223.35	5734.20	6659.98
10	14		210"(5334mm)	TARP-42M0-L	S	JG4		5443.97	6389.07	5893.48	6838.58
10	14		216"(5486mm)	TARP-42M6-L	S	JG4		5590.37	6554.79	6052.76	7017.18
14	14		222"(5639mm)	TARP-42N2-L	S	JG4		5736.77	6720.51	6212.04	7195.78
14	14		228"(5791mm)	TARP-42N8-L	S	JG4		5883.17	6886.23	6371.32	7374.38
14	14		234"(5944mm)	TARP-42P4-L	S	JG4		6029.57	7051.95	6530.60	7552.98
14	14		240"(6096mm)	TARP-42Q0-L	S	JG4		6175.97	7217.67	6689.88	7731.58
14	14		246"(6248mm)	TARP-42Q6-L	S	JG4		6322.37	7383.39	6849.16	7910.18
14	14		252"(6401mm)	TARP-42R2-L	S	JG4		6468.77	7549.11	7008.44	8088.78
14	14		258"(6553mm)	TARP-42R8-L	S	JG4		6615.17	7714.83	7167.72	8267.38
14	14		264"(6706mm)	TARP-42S4-L	S	JG4		6761.57	7880.55	7327.00	8445.98
14	16		270"(6858mm)	TARP-42T0-L	S	JG4		6907.97	8046.27	7486.28	8624.58
8	14	48"(1219mm)	186"(4724mm)	TARP-48J6-L	S	JG4		\$5455.00	\$ 6342.14	\$ 5910.03	\$ 6797.17
8	14		192"(4877mm)	TARP-48K2-L	S	JG4		5617.19	6523.65	6086.94	6993.40
8	14		198"(5029mm)	TARP-48K8-L	S	JG4		5779.38	6705.16	6263.85	7189.63
8	14		204"(5182mm)	TARP-48L4-L	S	JG4		5941.57	6886.67	6440.76	7385.86
8	14		210"(5334mm)	TARP-48M0-L	S	JG4		6103.76	7068.18	6617.67	7582.09
8	14		216"(5486mm)	TARP-48M6-L	S	JG4		6265.95	7249.69	6794.58	7778.32
14	14		222"(5639mm)	TARP-48N2-L	S	JG4		6428.14	7431.20	6971.49	7974.55
14	14		228"(5791mm)	TARP-48N8-L	S	JG4		6590.33	7612.71	7148.40	8170.78
14	14		234"(5944mm)	TARP-48P4-L	S	JG4		6752.52	7794.22	7325.31	8367.01
14	14		240"(6096mm)	TARP-48Q0-L	S	JG4		6914.71	7975.73	7502.22	8563.24
14	14		246"(6248mm)	TARP-48Q6-L	S	JG4		7076.90	8157.24	7679.13	8759.47
14	14		252"(6401mm)	TARP-48R2-L	S	JG4		7239.09	8338.75	7856.04	8955.70
14	14		258"(6553mm)	TARP-48R8-L	S	JG4		7401.28	8520.26	8032.95	9151.93
14	14		264"(6706mm)	TARP-48S4-L	S	JG4		7563.47	8701.77	8209.86	9348.16
14	16		270"(6858mm)	TARP-48T0-L	S	JG4		7725.66	8883.28	8386.77	9544.39
8	14	54"(1372mm)	186"(4724mm)	TARP-54J6-L	S	JG4		\$5958.34	\$ 6958.09	\$ 6470.41	\$ 7470.16
8	14		192"(4877mm)	TARP-54K2-L	S	JG4		6136.32	7155.39	6664.95	7684.02
8	14		198"(5029mm)	TARP-54K8-L	S	JG4		6314.30	7352.69	6859.49	7897.88
8	14		204"(5182mm)	TARP-54L4-L	S	JG4		6492.28	7549.99	7054.03	8111.74
8	14		210"(5334mm)	TARP-54M0-L	S	JG4		6670.26	7747.29	7248.57	8325.60
8	14		216"(5486mm)	TARP-54M6-L	S	JG4		6848.24	7944.59	7443.11	8539.46
14	14		222"(5639mm)	TARP-54N2-L	S	JG4		7026.22	8141.89	7637.65	8753.32
14	14		228"(5791mm)	TARP-54N8-L	S	JG4		7204.20	8339.19	7832.19	8967.18
14	14		234"(5944mm)	TARP-54P4-L	S	JG4		7382.18	8536.49	8026.73	9181.04
14	14		240"(6096mm)	TARP-54Q0-L	S	JG4		7560.16	8733.79	8221.27	9394.90
14	14		246"(6248mm)	TARP-54Q6-L	S	JG4		7738.14	8931.09	8415.81	9608.76
14	14		252"(6401mm)	TARP-54R2-L	S	JG4		7916.12	9128.39	8610.35	9822.62
14	14		258"(6553mm)	TARP-54R8-L	S	JG4		8094.10	9325.69	8804.89	10036.48
14	14		264"(6706mm)	TARP-54S4-L	S	JG4		8272.08	9522.99	8999.43	10250.34
14	16		270"(6858mm)	TARP-54T0-L	S	JG4		8450.06	9720.29	9193.97	10464.20
8	14	60"(1524mm)	186"(4724mm)	TARP-60J6-L	S	JG4		\$6461.67	\$ 7574.04	\$ 7030.78	\$ 8143.15
8	14		192"(4877mm)	TARP-60K2-L	S	JG4		6655.44	7787.13	7242.95	8374.64
8	14		198"(5029mm)	TARP-60K8-L	S	JG4		6849.21	8000.22	7455.12	8606.13
8	14		204"(5182mm)	TARP-60L4-L	S	JG4		7042.98	8213.31	7667.29	8837.62
8	14		210"(5334mm)	TARP-60M0-L	S	JG4		7236.75	8426.40	7879.46	9069.11
8	14		216"(5486mm)	TARP-60M6-L	S	JG4		7430.52	8639.49	8091.63	9300.60
14	14		222"(5639mm)	TARP-60N2-L	S	JG4		7624.29	8852.58	8303.80	9532.09
14	14		228"(5791mm)	TARP-60N8-L	S	JG4		7818.06	9065.67	8515.97	9763.58
14	14		234"(5944mm)	TARP-60P4-L	S	JG4		8011.83	9278.76	8728.14	9995.07
14	14		240"(6096mm)	TARP-60Q0-L	S	JG4		8205.60	9491.85	8940.31	10226.56
14	14		246"(6248mm)	TARP-60Q6-L	S	JG4		8399.37	9704.94	9152.48	10458.05
14	14		252"(6401mm)	TARP-60R2-L	S	JG4		8593.14	9918.03	9364.65	10689.54
14	14		258"(6553mm)	TARP-60R8-L	S	JG4		8786.91	10131.12	9576.82	10921.03
14	14		264"(6706mm)	TARP-60S4-L	S	JG4		8980.68	10344.21	9788.99	11152.52
14	16		270"(6858mm)	TARP-60T0-L	S	JG4		9174.45	10557.30	10001.16	11384.01

\*Recommended seating capacity based upon 27"(686mm) per chair.

# Planes Conference Tables — Three-Piece Tops — Interior Leg — Laminate

Hexagon



TARX

## Features

- Includes 1.18"(30mm) thick top, interior leg bases and hardware.
- Standard table height is 29"(737mm).
- Laminate top with 3mm edgeband or knife edges.
- Table top seams are 1mm edgeband.
- Interior legs are painted aluminum.
- Interior leg is 1.125"(29mm) x 3.25"(83mm).
- Optional cable bases are available :
  - 42"(1067mm) deep and deeper tables will ship with 14"(356mm) x 14"(356mm) cable bases.
  - Three piece tops will include two cable bases to be centered on seams.
  - Cable base and table top(s) are laminate and can be specified in different surface colors and edge trim colors.
  - Refer to Specification Guide for use guidelines.
- Optional Flip top unit electrical modules are separately specified. Refer to electrical components for appropriate product specification.
- Available with glides only; 0.5"(13mm) height adjustment.
- Depth and width shown in nominal dimensions.
- Ships unassembled.

## Specification Tips

- Tables with multiple-piece tops have equal sized pieces.
- The following Planes products are separately specified:
  - Grommets (field cut opening)
  - Flip top unit electrical modules
  - Horizontal wire management
- Refer to Specification Guide for seating capacities with Cable Base Option and leg locations.

## To Order, Specify:

1) Product number, including:

### ① Edge Option:

- J** Edgeband
- F** Knife

### ② Flip Top Unit Cutout(s):

- N** None
- F** Center – single-sided/4 outlets, add **\$129.72** list
- V** Left/Right – single-sided/4 outlets, add **\$259.44** list
- J** Center – single-sided/6 outlets, add **\$129.72** list
- K** Left/Right – single-sided/6 outlets, add **\$259.44** list
- M** Center – double-sided/8 outlets, add **\$129.72** list
- P** Left/Right – double-sided/8 outlets, add **\$259.44** list
- Q** Center – double-sided/12 outlets, add **\$129.72** list
- T** Left/Right – double-sided/12 outlets, add **\$259.44** list

### ③ Cable Base Option:

- N** None
- C** Cable Bases (2), add **\$1833.01** list

2) Laminate surface color.

3) 1mm edgeband trim color. (Cascade edge/multiple-tops only)\*

4) Edge trim color.

5) Base trim color.

6) Laminate surface – Cable Bases

7) Edge trim color – Cable Bases

**Note:** **\$59.46** upcharge (list) for Metallic and accent trim colors.



# Planes Conference Tables — Three-Piece Tops — Interior Leg — Laminate

Hexagon

No. of Legs	Seating Capacity*	Depth	Width	Number				Laminate A		Laminate B	
					①	②	③	J	F	J	F
8	14	42"(1067mm)	186"(4724mm)	TARX-42J6-L	S	JG4		\$4858.37	\$ 5726.19	\$ 5256.36	\$ 6124.18
8	14		192"(4877mm)	TARX-42K2-L	S	JG4		5004.77	5891.91	5415.64	6302.78
8	14		198"(5029mm)	TARX-42K8-L	S	JG4		5151.17	6057.63	5574.92	6481.38
10	14		204"(5182mm)	TARX-42L4-L	S	JG4		5297.57	6223.35	5734.20	6659.98
10	14		210"(5334mm)	TARX-42M0-L	S	JG4		5443.97	6389.07	5893.48	6838.58
10	14		216"(5486mm)	TARX-42M6-L	S	JG4		5590.37	6554.79	6052.76	7017.18
14	14		222"(5639mm)	TARX-42N2-L	S	JG4		5736.77	6720.51	6212.04	7195.78
14	14		228"(5791mm)	TARX-42N8-L	S	JG4		5883.17	6886.23	6371.32	7374.38
14	14		234"(5944mm)	TARX-42P4-L	S	JG4		6029.57	7051.95	6530.60	7552.98
14	14		240"(6096mm)	TARX-42Q0-L	S	JG4		6175.97	7217.67	6689.88	7731.58
14	14		246"(6248mm)	TARX-42Q6-L	S	JG4		6322.37	7383.39	6849.16	7910.18
14	14		252"(6401mm)	TARX-42R2-L	S	JG4		6468.77	7549.11	7008.44	8088.78
14	14		258"(6553mm)	TARX-42R8-L	S	JG4		6615.17	7714.83	7167.72	8267.38
14	14		264"(6706mm)	TARX-42S4-L	S	JG4		6761.57	7880.55	7327.00	8445.98
14	16		270"(6858mm)	TARX-42T0-L	S	JG4		6907.97	8046.27	7486.28	8624.58
8	14	48"(1219mm)	186"(4724mm)	TARX-48J6-L	S	JG4		\$5455.00	\$ 6342.14	\$ 5910.03	\$ 6797.17
8	14		192"(4877mm)	TARX-48K2-L	S	JG4		5617.19	6523.65	6086.94	6993.40
8	14		198"(5029mm)	TARX-48K8-L	S	JG4		5779.38	6705.16	6263.85	7189.63
8	14		204"(5182mm)	TARX-48L4-L	S	JG4		5941.57	6886.67	6440.76	7385.86
8	14		210"(5334mm)	TARX-48M0-L	S	JG4		6103.76	7068.18	6617.67	7582.09
8	14		216"(5486mm)	TARX-48M6-L	S	JG4		6265.95	7249.69	6794.58	7778.32
14	14		222"(5639mm)	TARX-48N2-L	S	JG4		6428.14	7431.20	6971.49	7974.55
14	14		228"(5791mm)	TARX-48N8-L	S	JG4		6590.33	7612.71	7148.40	8170.78
14	14		234"(5944mm)	TARX-48P4-L	S	JG4		6752.52	7794.22	7325.31	8367.01
14	14		240"(6096mm)	TARX-48Q0-L	S	JG4		6914.71	7975.73	7502.22	8563.24
14	14		246"(6248mm)	TARX-48Q6-L	S	JG4		7076.90	8157.24	7679.13	8759.47
14	14		252"(6401mm)	TARX-48R2-L	S	JG4		7239.09	8338.75	7856.04	8955.70
14	14		258"(6553mm)	TARX-48R8-L	S	JG4		7401.28	8520.26	8032.95	9151.93
14	14		264"(6706mm)	TARX-48S4-L	S	JG4		7563.47	8701.77	8209.86	9348.16
14	16		270"(6858mm)	TARX-48T0-L	S	JG4		7725.66	8883.28	8386.77	9544.39
8	14	54"(1372mm)	186"(4724mm)	TARX-54J6-L	S	JG4		\$5958.34	\$ 6958.09	\$ 6470.41	\$ 7470.16
8	14		192"(4877mm)	TARX-54K2-L	S	JG4		6136.32	7155.39	6664.95	7684.02
8	14		198"(5029mm)	TARX-54K8-L	S	JG4		6314.30	7352.69	6859.49	7897.88
8	14		204"(5182mm)	TARX-54L4-L	S	JG4		6492.28	7549.99	7054.03	8111.74
8	14		210"(5334mm)	TARX-54M0-L	S	JG4		6670.26	7747.29	7248.57	8325.60
8	14		216"(5486mm)	TARX-54M6-L	S	JG4		6848.24	7944.59	7443.11	8539.46
14	14		222"(5639mm)	TARX-54N2-L	S	JG4		7026.22	8141.89	7637.65	8753.32
14	14		228"(5791mm)	TARX-54N8-L	S	JG4		7204.20	8339.19	7832.19	8967.18
14	14		234"(5944mm)	TARX-54P4-L	S	JG4		7382.18	8536.49	8026.73	9181.04
14	14		240"(6096mm)	TARX-54Q0-L	S	JG4		7560.16	8733.79	8221.27	9394.90
14	14		246"(6248mm)	TARX-54Q6-L	S	JG4		7738.14	8931.09	8415.81	9608.76
14	14		252"(6401mm)	TARX-54R2-L	S	JG4		7916.12	9128.39	8610.35	9822.62
14	14		258"(6553mm)	TARX-54R8-L	S	JG4		8094.10	9325.69	8804.89	10036.48
14	14		264"(6706mm)	TARX-54S4-L	S	JG4		8272.08	9522.99	8999.43	10250.34
14	16		270"(6858mm)	TARX-54T0-L	S	JG4		8450.06	9720.29	9193.97	10464.20
8	14	60"(1524mm)	186"(4724mm)	TARX-60J6-L	S	JG4		\$6461.67	\$ 7574.04	\$ 7030.78	\$ 8143.15
8	14		192"(4877mm)	TARX-60K2-L	S	JG4		6655.44	7787.13	7242.95	8374.64
8	14		198"(5029mm)	TARX-60K8-L	S	JG4		6849.21	8000.22	7455.12	8606.13
8	14		204"(5182mm)	TARX-60L4-L	S	JG4		7042.98	8213.31	7667.29	8837.62
8	14		210"(5334mm)	TARX-60M0-L	S	JG4		7236.75	8426.40	7879.46	9069.11
8	14		216"(5486mm)	TARX-60M6-L	S	JG4		7430.52	8639.49	8091.63	9300.60
14	14		222"(5639mm)	TARX-60N2-L	S	JG4		7624.29	8852.58	8303.80	9532.09
14	14		228"(5791mm)	TARX-60N8-L	S	JG4		7818.06	9065.67	8515.97	9763.58
14	14		234"(5944mm)	TARX-60P4-L	S	JG4		8011.83	9278.76	8728.14	9995.07
14	14		240"(6096mm)	TARX-60Q0-L	S	JG4		8205.60	9491.85	8940.31	10226.56
14	14		246"(6248mm)	TARX-60Q6-L	S	JG4		8399.37	9704.94	9152.48	10458.05
14	14		252"(6401mm)	TARX-60R2-L	S	JG4		8593.14	9918.03	9364.65	10689.54
14	14		258"(6553mm)	TARX-60R8-L	S	JG4		8786.91	10131.12	9576.82	10921.03
14	14		264"(6706mm)	TARX-60S4-L	S	JG4		8980.68	10344.21	9788.99	11152.52
14	16		270"(6858mm)	TARX-60T0-L	S	JG4		9174.45	10557.30	10001.16	11384.01

\*Recommended seating capacity based upon 27"(686mm) per chair.

# Planes Conference Tables — Three-Piece Tops — Interior Leg — Wood

Rectangular



TARA

## Features

- Includes 1.18"(30mm) thick tops, interior leg bases and hardware.
- Standard table height is 29"(737mm).
- Wood veneer top with 3mm wood edgeband or knife wood edge.
- Table top seams are 1mm edgeband.
- Interior legs are painted aluminum.
- Interior leg is 1.125"(29mm) x 3.25"(83mm).
- Optional cable bases are available :
  - 42"(1067mm) deep and deeper tables will ship with 14"(356mm) x 14"(356mm) cable bases.
  - Three piece tops will include two cable bases to be centered on seams.
  - Cable base and table top(s) are wood veneer and can be specified in different surface colors and edge trim colors.
  - Refer to Specification Guide for use guidelines.
- Optional Flip top unit electrical modules are separately specified. Refer to electrical components for appropriate product specification.
- Available with glides only; 0.5"(13mm) height adjustment.
- Depth and width shown in nominal dimensions.
- Ships unassembled.

## Specification Tips

- Tables with multiple-piece tops have equal sized pieces.
- The following Planes products are separately specified:
  - Grommets (field cut opening)
  - Flip top unit electrical modules
  - Horizontal wire management
- Refer to Specification Guide for seating capacities with Cable Base Option and leg locations.

## To Order, Specify:

1) Product number, including:

### ① Wood Edge Option:

- K** Edgeband
- U** Knife

### ② Flip Top Unit Cutout(s):

- N** None
- F** Center – single-sided/4 outlets, add **\$129.72** list
- V** Left/Right – single-sided/4 outlets, add **\$259.44** list
- J** Center – single-sided/6 outlets, add **\$129.72** list
- K** Left/Right – single-sided/6 outlets, add **\$259.44** list
- M** Center – double-sided/8 outlets, add **\$129.72** list
- P** Left/Right – double-sided/8 outlets, add **\$259.44** list
- Q** Center – double-sided/12 outlets, add **\$129.72** list
- T** Left/Right – double-sided/12 outlets, add **\$259.44** list

### ③ Cable Base Option:

- N** None
- C** Cable Bases(2), add **\$1833.01** list

2) Wood finish color.

3) Base trim color.

4) Wood finish color – Cable Bases

**Note:** **\$59.46** upcharge (list) for Metallic and accent trim colors.



# Planes Conference Tables — Three-Piece Tops — Interior Leg — Wood

Rectangular

No. of Legs	Seating Capacity*	Depth	Width	Number				Wood Group A		Wood Group B	
					①	②	③	K	U	K	U
8	14	42"(1067mm)	186"(4724mm)	TARA-42J6-W	S	JG4	\$ 8032.31	\$10034.41	\$ 8905.53	\$11178.31	
8	14		192"(4877mm)	TARA-42K2-W	S	JG4	8252.18	10325.78	9158.93	11517.07	
8	14		198"(5029mm)	TARA-42K8-W	S	JG4	8472.42	10619.66	9412.77	11858.77	
14	14		204"(5182mm)	TARA-42L4-W	S	JG4	8693.03	10916.08	9667.05	12203.40	
14	14		210"(5334mm)	TARA-42M0-W	S	JG4	8914.00	11215.01	9921.76	12550.97	
14	14		216"(5486mm)	TARA-42M6-W	S	JG4	9135.34	11516.47	10176.90	12901.48	
14	16		222"(5639mm)	TARA-42N2-W	S	JG4	9357.05	11820.45	10432.48	13254.92	
14	16		228"(5791mm)	TARA-42N8-W	S	JG4	9579.13	12126.95	10688.50	13611.31	
14	16		234"(5944mm)	TARA-42P4-W	S	JG4	9801.57	12435.98	10944.96	13970.63	
14	16		240"(6096mm)	TARA-42Q0-W	S	JG4	10024.38	12747.53	11201.85	14332.89	
14	16		246"(6248mm)	TARA-42Q6-W	S	JG4	10247.55	13061.60	11459.18	14698.08	
14	16		252"(6401mm)	TARA-42R2-W	S	JG4	10471.10	13378.20	11716.94	15066.22	
14	18		258"(6553mm)	TARA-42R8-W	S	JG4	10695.01	13697.32	11975.14	15437.29	
14	18		264"(6706mm)	TARA-42S4-W	S	JG4	10919.29	14018.96	12233.78	15811.30	
14	20		270"(6858mm)	TARA-42T0-W	S	JG4	11143.93	14343.12	12492.85	16188.25	
8	14	48"(1219mm)	186"(4724mm)	TARA-48J6-W	S	JG4	\$ 9082.53	\$11164.25	\$10088.02	\$12447.54	
8	14		192"(4877mm)	TARA-48K2-W	S	JG4	9326.08	11480.37	10369.29	12815.42	
8	14		198"(5029mm)	TARA-48K8-W	S	JG4	9569.99	11799.01	10651.01	13186.25	
14	14		204"(5182mm)	TARA-48L4-W	S	JG4	9814.27	12120.17	10933.16	13560.01	
14	14		210"(5334mm)	TARA-48M0-W	S	JG4	10058.92	12443.86	11215.75	13936.71	
14	14		216"(5486mm)	TARA-48M6-W	S	JG4	10303.93	12770.07	11498.78	14316.35	
14	16		222"(5639mm)	TARA-48N2-W	S	JG4	10549.31	13098.80	11782.24	14698.92	
14	16		228"(5791mm)	TARA-48N8-W	S	JG4	10795.06	13430.05	12066.13	15084.43	
14	16		234"(5944mm)	TARA-48P4-W	S	JG4	11041.18	13763.83	12350.47	15472.88	
14	16		240"(6096mm)	TARA-48Q0-W	S	JG4	11287.66	14100.13	12635.24	15864.27	
14	16		246"(6248mm)	TARA-48Q6-W	S	JG4	11534.51	14438.96	12920.44	16258.60	
14	16		252"(6401mm)	TARA-48R2-W	S	JG4	11781.73	14780.30	13206.09	16655.86	
14	18		258"(6553mm)	TARA-48R8-W	S	JG4	12029.31	15124.17	13492.16	17056.06	
14	18		264"(6706mm)	TARA-48S4-W	S	JG4	12277.27	15470.57	13778.68	17459.20	
14	20		270"(6858mm)	TARA-48T0-W	S	JG4	12525.59	15819.48	14065.63	17865.27	
8	14	54"(1372mm)	186"(4724mm)	TARA-54J6-W	S	JG4	\$10524.80	\$12686.14	\$11662.55	\$14108.81	
8	14		192"(4877mm)	TARA-54K2-W	S	JG4	10792.02	13027.01	11971.71	14505.83	
8	14		198"(5029mm)	TARA-54K8-W	S	JG4	11059.61	13370.40	12281.30	14905.78	
14	14		204"(5182mm)	TARA-54L4-W	S	JG4	11327.56	13716.32	12591.33	15308.67	
14	14		210"(5334mm)	TARA-54M0-W	S	JG4	11595.88	14064.75	12901.80	15714.50	
14	14		216"(5486mm)	TARA-54M6-W	S	JG4	11864.57	14415.71	13212.70	16123.27	
14	16		222"(5639mm)	TARA-54N2-W	S	JG4	12133.63	14769.20	13524.04	16534.97	
14	16		228"(5791mm)	TARA-54N8-W	S	JG4	12403.05	15125.21	13835.81	16949.61	
14	16		234"(5944mm)	TARA-54P4-W	S	JG4	12672.84	15483.73	14148.03	17367.19	
14	16		240"(6096mm)	TARA-54Q0-W	S	JG4	12943.00	15844.79	14460.67	17787.71	
14	16		246"(6248mm)	TARA-54Q6-W	S	JG4	13213.52	16208.36	14773.76	18211.16	
14	16		252"(6401mm)	TARA-54R2-W	S	JG4	13484.41	16574.46	15087.28	18637.55	
14	18		258"(6553mm)	TARA-54R8-W	S	JG4	13755.67	16943.08	15401.24	19066.88	
14	18		264"(6706mm)	TARA-54S4-W	S	JG4	14027.30	17314.40	15715.63	19499.35	
14	20		270"(6858mm)	TARA-54T0-W	S	JG4	14299.29	17687.89	16030.46	19934.35	
8	14	60"(1524mm)	186"(4724mm)	TARA-60J6-W	S	JG4	\$11613.88	\$13854.83	\$12883.88	\$15416.89	
8	14		192"(4877mm)	TARA-60K2-W	S	JG4	11904.77	14220.45	13220.92	15843.03	
8	14		198"(5029mm)	TARA-60K8-W	S	JG4	12196.03	14588.59	13588.39	16272.11	
14	14		204"(5182mm)	TARA-60L4-W	S	JG4	12487.66	14959.26	13896.30	16704.13	
14	14		210"(5334mm)	TARA-60M0-W	S	JG4	12779.65	15332.45	14234.64	17139.09	
14	14		216"(5486mm)	TARA-60M6-W	S	JG4	13072.01	15708.16	14573.42	17576.98	
14	16		222"(5639mm)	TARA-60N2-W	S	JG4	13364.74	16086.40	14912.64	18017.82	
14	16		228"(5791mm)	TARA-60N8-W	S	JG4	13657.84	16467.16	15252.29	18461.59	
14	16		234"(5944mm)	TARA-60P4-W	S	JG4	13951.30	16850.44	15592.38	18908.29	
14	16		240"(6096mm)	TARA-60Q0-W	S	JG4	14245.13	17236.24	15932.91	19357.94	
14	16		246"(6248mm)	TARA-60Q6-W	S	JG4	14539.33	17624.57	16273.87	19810.52	
14	16		252"(6401mm)	TARA-60R2-W	S	JG4	14833.89	18015.42	16615.27	20266.04	
14	18		258"(6553mm)	TARA-60R8-W	S	JG4	15128.82	18408.79	16957.11	20724.50	
14	18		264"(6706mm)	TARA-60S4-W	S	JG4	15424.12	18804.68	17299.38	21185.90	
14	20		270"(6858mm)	TARA-60T0-W	S	JG4	15719.79	19203.10	17642.09	21650.23	

\*Recommended seating capacity based upon 27"(686mm) per chair.

# Planes Conference Tables — Three-Piece Tops — Interior Leg — Wood

Pebble



TARP

## Features

- Includes 1.18"(30mm) thick tops, interior leg bases and hardware.
- Standard table height is 29"(737mm).
- Wood veneer top with 3mm wood edgeband or knife wood edge.
- Table top seams are 1mm edgeband.
- Interior legs are painted aluminum.
- Interior leg is 1.125"(29mm) x 3.25"(83mm).
- Optional cable bases are available :
  - 42"(1067mm) deep and deeper tables will ship with 14"(356mm) x 14"(356mm) cable bases.
  - Three piece tops will include two cable bases to be centered on seams.
  - Cable base and table top(s) are wood veneer and can be specified in different surface colors and edge trim colors.
  - Refer to Specification Guide for use guidelines.
- Optional Flip top unit electrical modules are separately specified. Refer to electrical components for appropriate product specification.
- Available with glides only; 0.5"(13mm) height adjustment.
- Depth and width shown in nominal dimensions.
- Ships unassembled.

## Specification Tips

- Tables with multiple-piece tops have equal sized pieces.
- The following Planes products are separately specified:
  - Grommets (field cut opening)
  - Flip top unit electrical modules
  - Horizontal wire management
- Refer to Specification Guide for seating capacities with Cable Base Option and leg locations.

## To Order, Specify:

1) Product number, including:

### ① Wood Edge Option:

- K** Edgeband
- U** Knife

### ② Flip Top Unit Cutout(s):

- N** None
- F** Center – single-sided/4 outlets, add **\$129.72** list
- V** Left/Right – single-sided/4 outlets, add **\$259.44** list
- J** Center – single-sided/6 outlets, add **\$129.72** list
- K** Left/Right – single-sided/6 outlets, add **\$259.44** list
- M** Center – double-sided/8 outlets, add **\$129.72** list
- P** Left/Right – double-sided/8 outlets, add **\$259.44** list
- Q** Center – double-sided/12 outlets, add **\$129.72** list
- T** Left/Right – double-sided/12 outlets, add **\$259.44** list

### ③ Cable Base Option:

- N** None
- C** Cable Bases(2), add **\$1833.01** list

2) Wood finish color.

3) Base trim color.

4) Wood finish color – Cable Bases

**Note:** **\$59.46** upcharge (list) for Metallic and accent trim colors.

# Planes Conference Tables — Three-Piece Tops — Interior Leg — Wood

Pebble

No. of Legs	Seating Capacity*	Depth	Width	Number				Wood Group A		Wood Group B	
					①	②	③	K	U	K	U
8	14	42"(1067mm)	186"(4724mm)	TARP-42J6-W	S	JG4	\$ 8032.31	\$10034.41	\$ 8905.53	\$11178.31	
8	14		192"(4877mm)	TARP-42K2-W	S	JG4	8252.18	10325.78	9158.93	11517.07	
8	14		198"(5029mm)	TARP-42K8-W	S	JG4	8472.42	10619.66	9412.77	11858.77	
10	14		204"(5182mm)	TARP-42L4-W	S	JG4	8693.03	10916.08	9667.05	12203.40	
10	14		210"(5334mm)	TARP-42M0-W	S	JG4	8914.00	11215.01	9921.76	12550.97	
10	14		216"(5486mm)	TARP-42M6-W	S	JG4	9135.34	11516.47	10176.90	12901.48	
14	14		222"(5639mm)	TARP-42N2-W	S	JG4	9357.05	11820.45	10432.48	13254.92	
14	14		228"(5791mm)	TARP-42N8-W	S	JG4	9579.13	12126.95	10688.50	13611.31	
14	14		234"(5944mm)	TARP-42P4-W	S	JG4	9801.57	12435.98	10944.96	13970.63	
14	14		240"(6096mm)	TARP-42Q0-W	S	JG4	10024.38	12747.53	11201.85	14332.89	
14	14		246"(6248mm)	TARP-42Q6-W	S	JG4	10247.55	13061.60	11459.18	14698.08	
14	14		252"(6401mm)	TARP-42R2-W	S	JG4	10471.10	13378.20	11716.94	15066.22	
14	14		258"(6553mm)	TARP-42R8-W	S	JG4	10695.01	13697.32	11975.14	15437.29	
14	14		264"(6706mm)	TARP-42S4-W	S	JG4	10919.29	14018.96	12233.78	15811.30	
14	16		270"(6858mm)	TARP-42T0-W	S	JG4	11143.93	14343.12	12492.85	16188.25	
8	14	48"(1219mm)	186"(4724mm)	TARP-48J6-W	S	JG4	\$ 9082.53	\$11164.25	\$10088.02	\$12447.54	
8	14		192"(4877mm)	TARP-48K2-W	S	JG4	9326.08	11480.37	10369.29	12815.42	
8	14		198"(5029mm)	TARP-48K8-W	S	JG4	9569.99	11799.01	10651.01	13186.25	
10	14		204"(5182mm)	TARP-48L4-W	S	JG4	9814.27	12120.17	10933.16	13560.01	
10	14		210"(5334mm)	TARP-48M0-W	S	JG4	10058.92	12443.86	11215.75	13936.71	
10	14		216"(5486mm)	TARP-48M6-W	S	JG4	10303.93	12770.07	11498.78	14316.35	
14	14		222"(5639mm)	TARP-48N2-W	S	144	10549.31	13098.80	11782.24	14698.92	
14	14		228"(5791mm)	TARP-48N8-W	S	JG4	10795.06	13430.05	12066.13	15084.43	
14	14		234"(5944mm)	TARP-48P4-W	S	JG4	11041.18	13763.83	12350.47	15472.88	
14	14		240"(6096mm)	TARP-48Q0-W	S	JG4	11287.66	14100.13	12635.24	15864.27	
14	14		246"(6248mm)	TARP-48Q6-W	S	JG4	11534.51	14438.96	12920.44	16258.60	
14	14		252"(6401mm)	TARP-48R2-W	S	JG4	11781.73	14780.30	13206.09	16655.86	
14	14		258"(6553mm)	TARP-48R8-W	S	JG4	12029.31	15124.17	13492.16	17056.06	
14	14		264"(6706mm)	TARP-48S4-W	S	JG4	12277.27	15470.57	13778.68	17459.20	
14	16		270"(6858mm)	TARP-48T0-W	S	JG4	12525.59	15819.48	14065.63	17865.27	
8	14	54"(1372mm)	186"(4724mm)	TARP-54J6-W	S	JG4	\$10524.80	\$12686.14	\$11662.55	\$14108.81	
8	14		192"(4877mm)	TARP-54K2-W	S	JG4	10792.02	13027.01	11971.71	14505.83	
8	14		198"(5029mm)	TARP-54K8-W	S	JG4	11059.61	13370.40	12281.30	14905.78	
10	14		204"(5182mm)	TARP-54L4-W	S	JG4	11327.56	13716.32	12591.33	15308.67	
10	14		210"(5334mm)	TARP-54M0-W	S	JG4	11595.88	14064.75	12901.80	15714.50	
10	14		216"(5486mm)	TARP-54M6-W	S	JG4	11864.57	14415.71	13212.70	16123.27	
14	14		222"(5639mm)	TARP-54N2-W	S	JG4	12133.63	14769.20	13524.04	16534.97	
14	14		228"(5791mm)	TARP-54N8-W	S	JG4	12403.05	15125.21	13835.81	16949.61	
14	14		234"(5944mm)	TARP-54P4-W	S	JG4	12672.84	15483.73	14148.03	17367.19	
14	14		240"(6096mm)	TARP-54Q0-W	S	JG4	12943.00	15844.79	14460.67	17787.71	
14	14		246"(6248mm)	TARP-54Q6-W	S	JG4	13213.52	16208.36	14773.76	18211.16	
14	14		252"(6401mm)	TARP-54R2-W	S	JG4	13484.41	16574.46	15087.28	18637.55	
14	14		258"(6553mm)	TARP-54R8-W	S	JG4	13755.67	16943.08	15401.24	19066.88	
14	14		264"(6706mm)	TARP-54S4-W	S	JG4	14027.30	17314.22	15715.63	19499.15	
14	16		270"(6858mm)	TARP-54T0-W	S	JG4	14299.29	17687.89	16030.46	19934.35	
8	14	60"(1524mm)	186"(4724mm)	TARP-60J6-W	S	JG4	\$11613.88	\$13854.83	\$12883.88	\$15416.89	
8	14		192"(4877mm)	TARP-60K2-W	S	JG4	11904.77	14220.45	13220.92	15843.03	
8	14		198"(5029mm)	TARP-60K8-W	S	JG4	12196.03	14588.59	13588.39	16272.11	
10	14		204"(5182mm)	TARP-60L4-W	S	JG4	12487.66	14959.26	13896.30	16704.13	
10	14		210"(5334mm)	TARP-60M0-W	S	JG4	12779.65	15332.45	14234.64	17139.09	
10	14		216"(5486mm)	TARP-60M6-W	S	JG4	13072.01	15708.16	14573.42	17576.98	
14	14		222"(5639mm)	TARP-60N2-W	S	JG4	13364.74	16086.40	14912.64	18017.82	
14	14		228"(5791mm)	TARP-60N8-W	S	JG4	13657.84	16467.16	15252.29	18461.59	
14	14		234"(5944mm)	TARP-60P4-W	S	JG4	13951.30	16850.44	15592.38	18908.29	
14	14		240"(6096mm)	TARP-60Q0-W	S	JG4	14245.13	17236.24	15932.91	19357.94	
14	14		246"(6248mm)	TARP-60Q6-W	S	JG4	14539.33	17624.57	16273.87	19810.52	
14	14		252"(6401mm)	TARP-60R2-W	S	JG4	14833.89	18015.42	16615.27	20266.04	
14	14		258"(6553mm)	TARP-60R8-W	S	JG4	15128.82	18408.79	16957.11	20724.50	
14	14		264"(6706mm)	TARP-60S4-W	S	JG4	15424.12	18804.68	17299.38	21185.90	
14	16		270"(6858mm)	TARP-60T0-W	S	JG4	15719.79	19203.10	17642.09	21650.23	

\*Recommended seating capacity based upon 27"(686mm) per chair.

# Planes Conference Tables — Three-Piece Tops — Interior Leg — Wood

Hexagon



TARX

## Features

- Includes 1.18"(30mm) thick tops, interior leg bases and hardware.
- Standard table height is 29"(737mm).
- Wood veneer top with 3mm wood edgeband or knife wood edge.
- Table top seams are 1mm edgeband.
- Interior legs are painted aluminum.
- Interior leg is 1.125"(29mm) x 3.25"(83mm).
- Optional cable bases are available :
  - 42"(1067mm) deep and deeper tables will ship with 14"(356mm) x 14"(356mm) cable bases.
  - Three piece tops will include two cable bases to be centered on seams.
  - Cable base and table top(s) are wood veneer and can be specified in different surface colors and edge trim colors.
  - Refer to Specification Guide for use guidelines.
- Optional Flip top unit electrical modules are separately specified. Refer to electrical components for appropriate product specification.
- Available with glides only; 0.5"(13mm) height adjustment.
- Depth and width shown in nominal dimensions.
- Ships unassembled.

## Specification Tips

- Tables with multiple-piece tops have equal sized pieces.
- The following Planes products are separately specified:
  - Grommets (field cut opening)
  - Flip top unit electrical modules
  - Horizontal wire management
- Refer to Specification Guide for seating capacities with Cable Base Option and leg locations.

## To Order, Specify:

1) Product number, including:

### ① Wood Edge Option:

- K** Edgeband
- U** Knife

### ② Flip Top Unit Cutout(s):

- N** None
- F** Center – single-sided/4 outlets, add **\$129.72** list
- V** Left/Right – single-sided/4 outlets, add **\$259.44** list
- J** Center – single-sided/6 outlets, add **\$129.72** list
- K** Left/Right – single-sided/6 outlets, add **\$259.44** list
- M** Center – double-sided/8 outlets, add **\$129.72** list
- P** Left/Right – double-sided/8 outlets, add **\$259.44** list
- Q** Center – double-sided/12 outlets, add **\$129.72** list
- T** Left/Right – double-sided/12 outlets, add **\$259.44** list

### ③ Cable Base Option:

- N** None
- C** Cable Bases(2), add **\$1833.01** list

2) Wood finish color.

3) Base trim color.

4) Wood finish color – Cable Bases

**Note:** **\$59.46** upcharge (list) for Metallic and accent trim colors.

# Planes Conference Tables — Three-Piece Tops — Interior Leg — Wood

Hexagon

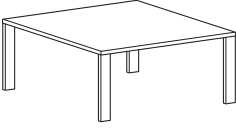
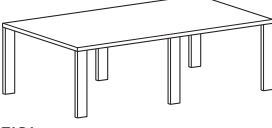
No. of Legs	Seating Capacity*	Depth	Width	Number				Wood Group A		Wood Group B	
					①	②	③	K	U	K	U
8	14	42"(1067mm)	186"(4724mm)	TARX-42J6-W	S	JG4	\$ 8032.31	\$10034.41	\$ 8905.53	\$11178.31	
8	14		192"(4877mm)	TARX-42K2-W	S	JG4	8252.18	10325.78	9158.93	11517.07	
8	14		198"(5029mm)	TARX-42K8-W	S	JG4	8472.42	10619.66	9412.77	11858.77	
10	14		204"(5182mm)	TARX-42L4-W	S	JG4	8693.03	10916.08	9667.05	12203.40	
10	14		210"(5334mm)	TARX-42M0-W	S	JG4	8914.00	11215.01	9921.76	12550.97	
10	14		216"(5486mm)	TARX-42M6-W	S	JG4	9135.34	11516.47	10176.90	12901.48	
14	14		222"(5639mm)	TARX-42N2-W	S	JG4	9357.05	11820.45	10432.48	13254.92	
14	14		228"(5791mm)	TARX-42N8-W	S	JG4	9579.13	12126.95	10688.50	13611.31	
14	14		234"(5944mm)	TARX-42P4-W	S	JG4	9801.57	12435.98	10944.96	13970.63	
14	14		240"(6096mm)	TARX-42Q0-W	S	JG4	10024.38	12747.53	11201.85	14332.89	
14	14		246"(6248mm)	TARX-42Q6-W	S	JG4	10247.55	13061.60	11459.18	14698.08	
14	14		252"(6401mm)	TARX-42R2-W	S	JG4	10471.10	13378.20	11716.94	15066.22	
14	14		258"(6553mm)	TARX-42R8-W	S	JG4	10695.01	13697.32	11975.14	15437.29	
14	14		264"(6706mm)	TARX-42S4-W	S	JG4	10919.29	14018.96	12233.78	15811.30	
14	16		270"(6858mm)	TARX-42T0-W	S	JG4	11143.93	14343.12	12492.85	16188.25	
8	14	48"(1219mm)	186"(4724mm)	TARX-48J6-W	S	JG4	\$ 9082.53	\$11164.25	\$10088.02	\$12447.54	
8	14		192"(4877mm)	TARX-48K2-W	S	JG4	9326.08	11480.37	10369.29	12815.42	
8	14		198"(5029mm)	TARX-48K8-W	S	JG4	9569.99	11799.01	10651.01	13186.25	
10	14		204"(5182mm)	TARX-48L4-W	S	JG4	9814.27	12120.17	10933.16	13560.01	
10	14		210"(5334mm)	TARX-48M0-W	S	JG4	10058.92	12443.86	11215.75	13936.71	
10	14		216"(5486mm)	TARX-48M6-W	S	JG4	10303.93	12770.07	11498.78	14316.35	
14	14		222"(5639mm)	TARX-48N2-W	S	JG4	10549.31	13098.80	11782.24	14698.92	
14	14		228"(5791mm)	TARX-48N8-W	S	JG4	10795.06	13430.05	12066.13	15084.43	
14	14		234"(5944mm)	TARX-48P4-W	S	JG4	11041.18	13763.83	12350.47	15472.88	
14	14		240"(6096mm)	TARX-48Q0-W	S	JG4	11287.66	14100.13	12635.24	15864.27	
14	14		246"(6248mm)	TARX-48Q6-W	S	JG4	11534.51	14438.96	12920.44	16258.60	
14	14		252"(6401mm)	TARX-48R2-W	S	JG4	11781.73	14780.30	13206.09	16655.86	
14	14		258"(6553mm)	TARX-48R8-W	S	JG4	12029.31	15124.17	13492.16	17056.06	
14	14		264"(6706mm)	TARX-48S4-W	S	JG4	12277.27	15470.57	13778.68	17459.20	
14	16		270"(6858mm)	TARX-48T0-W	S	JG4	12525.59	15819.48	14065.63	17865.27	
8	14	54"(1372mm)	186"(4724mm)	TARX-54J6-W	S	JG4	\$10524.80	\$12686.14	\$11662.55	\$14108.81	
8	14		192"(4877mm)	TARX-54K2-W	S	JG4	10792.02	13027.01	11971.71	14505.83	
8	14		198"(5029mm)	TARX-54K8-W	S	JG4	11059.61	13370.40	12281.30	14905.78	
10	14		204"(5182mm)	TARX-54L4-W	S	JG4	11327.56	13716.32	12591.33	15308.67	
10	14		210"(5334mm)	TARX-54M0-W	S	JG4	11595.88	14064.75	12901.80	15714.50	
10	14		216"(5486mm)	TARX-54M6-W	S	JG4	11864.57	14415.71	13212.70	16123.27	
14	14		222"(5639mm)	TARX-54N2-W	S	JG4	12133.63	14769.20	13524.04	16534.97	
14	14		228"(5791mm)	TARX-54N8-W	S	JG4	12403.05	15125.21	13835.81	16949.61	
14	14		234"(5944mm)	TARX-54P4-W	S	JG4	12672.84	15483.73	14148.03	17367.19	
14	14		240"(6096mm)	TARX-54Q0-W	S	JG4	12943.00	15844.79	14460.67	17787.71	
14	14		246"(6248mm)	TARX-54Q6-W	S	JG4	13213.52	16208.36	14773.76	18211.16	
14	14		252"(6401mm)	TARX-54R2-W	S	JG4	13484.41	16574.46	15087.28	18637.55	
14	14		258"(6553mm)	TARX-54R8-W	S	JG4	13755.67	16943.08	15401.24	19066.88	
14	14		264"(6706mm)	TARX-54S4-W	S	JG4	14027.30	17314.22	15715.63	19499.15	
14	16		270"(6858mm)	TARX-54T0-W	S	JG4	14299.29	17687.89	16030.46	19934.35	
8	14	60"(1524mm)	186"(4724mm)	TARX-60J6-W	S	JG4	\$11613.88	\$13854.83	\$12883.88	\$15416.89	
8	14		192"(4877mm)	TARX-60K2-W	S	JG4	11904.77	14220.45	13220.92	15843.03	
8	14		198"(5029mm)	TARX-60K8-W	S	JG4	12196.03	14588.59	13588.39	16272.11	
10	14		204"(5182mm)	TARX-60L4-W	S	JG4	12487.66	14959.26	13896.30	16704.13	
10	14		210"(5334mm)	TARX-60M0-W	S	JG4	12779.65	15332.45	14234.64	17139.09	
10	14		216"(5486mm)	TARX-60M6-W	S	JG4	13072.01	15708.16	14573.42	17576.98	
14	14		222"(5639mm)	TARX-60N2-W	S	JG4	13364.74	16086.40	14912.64	18017.82	
14	14		228"(5791mm)	TARX-60N8-W	S	JG4	13657.84	16467.16	15252.29	18461.59	
14	14		234"(5944mm)	TARX-60P4-W	S	JG4	13951.30	16850.44	15592.38	18908.29	
14	14		240"(6096mm)	TARX-60Q0-W	S	JG4	14245.13	17236.24	15932.91	19357.94	
14	14		246"(6248mm)	TARX-60Q6-W	S	JG4	14539.33	17624.57	16273.87	19810.52	
14	14		252"(6401mm)	TARX-60R2-W	S	JG4	14833.89	18015.42	16615.27	20266.04	
14	14		258"(6553mm)	TARX-60R8-W	S	JG4	15128.82	18408.79	16957.11	20724.50	
14	14		264"(6706mm)	TARX-60S4-W	S	JG4	15424.12	18804.68	17299.38	21185.90	
14	16		270"(6858mm)	TARX-60T0-W	S	JG4	15719.79	19203.10	17642.09	21650.23	

\*Recommended seating capacity based upon 27"(686mm) per chair.



## Planes Conference Tables — Perimeter Leg — Laminate

Square and Rectangular – 2”(51mm) Edge

	No. of Pieces	No. of Legs	Seating Capacity*	Depth	Width	Number	①	②	Laminate A	B	
	<b>Square</b>										
	1	4	4	42”(1067mm)	42”(1067mm)	TARQ-4242-LJM	PG4N		\$1116.91	\$1206.72	
	1	4	4	48”(1219mm)	48”(1219mm)	TARQ-4848-LJM	PG4N		1398.52	1515.03	
	1	4	4	54”(1372mm)	54”(1372mm)	TARQ-5454-LJM	PG4N		1716.43	1863.20	
	1	4	4	60”(1524mm)	60”(1524mm)	TARQ-6060-LJM	PG4N		2070.64	2251.23	
	2	6	6	66”(1676mm)	66”(1676mm)	TARQ-6666-LJM	PG4		\$3378.45	\$3596.42	
	<b>Rectangular</b>										
	1	4	4	30”(762mm)	60”(1524mm)	TARA-3060-LJM	PG4N		\$1219.77	\$1310.48	
	1	4	4		66”(1676mm)	TARA-3066-LJM	PG4N		1312.75	1412.66	
	1	6	4		72”(1829mm)	TARA-3072-LJM	PG4N		1405.73	1514.84	
	1	4	4	36”(914mm)	60”(1524mm)	TARA-3660-LJM	PG4		\$1402.25	\$1511.36	
	1	4	4		66”(1676mm)	TARA-3666-LJM	PG4		1513.13	1633.28	
	1	4	4	42”(1067mm)	48”(1219mm)	TARA-4248-LJM	PG4		\$1327.17	\$1428.92	
	1	4	4		54”(1372mm)	TARA-4254-LJM	PG4		1455.95	1570.58	
	1	4	4		60”(1524mm)	TARA-4260-LJM	PG4		1584.73	1712.24	
	1	4	6		66”(1676mm)	TARA-4266-LJM	PG4		1713.51	1853.90	
	1	6	6		72”(1829mm)	TARA-4272-LJM	PG4		1842.29	1995.56	
	1	6	6		78”(1981mm)	TARA-4278-LJM	PG4		1971.07	2137.22	
	1	4	4	48”(1219mm)	54”(1372mm)	TARA-4854-LJM	PG4		\$1620.53	\$1751.72	
	1	4	4		60”(1524mm)	TARA-4860-LJM	PG4		1767.21	1913.12	
	1	4	6		66”(1676mm)	TARA-4866-LJM	PG4		1913.89	2074.52	
	1	6	6		72”(1829mm)	TARA-4872-LJM	PG4		2060.57	2235.92	
	1	6	8		78”(1981mm)	TARA-4878-LJM	PG4		2207.25	2397.32	
	1	4	4	54”(1372mm)	60”(1524mm)	TARA-5460-LJM	PG4		\$1949.69	\$2114.00	
	1	4	6		66”(1676mm)	TARA-5466-LJM	PG4		2114.27	2295.14	
	1	6	6		72”(1829mm)	TARA-5472-LJM	PG4		2278.85	2476.28	
1	6	6		78”(1981mm)	TARA-5478-LJM	PG4		2443.43	2657.42		
1	4	8	60”(1524mm)	66”(1676mm)	TARA-6066-LJM	PG4		\$2314.65	\$2515.76		
1	6	8		72”(1829mm)	TARA-6072-LJM	PG4		2497.13	2716.64		
1	6	8		78”(1981mm)	TARA-6078-LJM	PG4		2679.61	2917.52		

**Features**

- Includes 2”(51mm) thick top, perimeter leg bases, and hardware.
- Standard table height is 30”(762mm).
- Laminate top with 3mm edgeband edges only.
- Table top seam is 3mm edgeband on multiple piece tops.
- Perimeter legs are painted aluminum.
- Perimeter leg is 1.38”(35mm) x 4”(102mm).
- Optional cable base can be specified for tables 36”(914mm) deep and deeper:
  - 36”(914mm) deep tables will ship with 8”(203mm) x 14”(356mm) cable base.
  - 42”(1067mm) deep and deeper tables will ship with 14”(356mm) x 14”(356mm) cable base.
  - One piece tops will include one cable base to be centered under table top.
  - Two piece tops will include one cable base to be centered on seam under table top.
  - Cable base and table top(s) are laminate and can be specified in different surface colors and edge trim colors.
  - Refer to Specification Guide for use guidelines.
- Optional Flip top unit electrical modules are separately specified. Refer to electrical components for appropriate product specification.
- Available with glides only; 0.5”(13mm) height adjustment.
- Depth and width shown in nominal dimensions.
- Ships unassembled.

**Specification Tips**

- Cable base not recommended to 30”(762mm) deep tables.
- Cable base for 36”(914mm) deep table is not compatible with Flip Top Cut Out Options (M) and (Q).
- Tables with multiple-piece tops have equal sized pieces.
- The following Planes products are separately specified:
  - Grommets (field cut opening)
  - Flip top unit electrical modules
  - Horizontal wire management
- Refer to Specification Guide for seating capacities with Cable Base Option and leg locations.

\*Recommended seating capacity based upon 27”(686mm) per chair.

**To Order, Specify:**

- 1) Product number, including:

**① Flip Top Unit Cutout(s):**

Cutout options F, J, M, Q:  
add \$43.24 list for one-piece top;  
add \$86.48 list for two-piece tops.

- N** None
- F** Center – single-sided/4 outlets
- J** Center – single-sided/6 outlets
- M** Center – double-sided/8 outlets
- Q** Center – double-sided/12 outlets

**② Cable Base Option:**

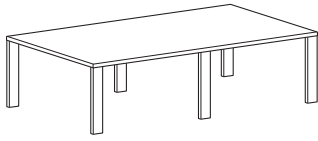
- N** None
- C** Cable Base:  
add \$869.14 list for 36” deep tables;  
add \$916.53 list for 42” deep and deeper tables

- 2) Laminate surface color.
- 3) Edge trim color.
- 4) Base trim color.
- 5) Laminate Surface – Cable Base
- 6) Edge trim color – Cable Base

**Note:** \$59.46 upcharge (list) for Metallic and accent trim colors.

# Planes Conference Tables — One-Piece Top — Perimeter Leg — Laminate

Rectangular – 2”(51mm) Edge



TARA

No. of Legs	Seating Capacity*	Depth	Width	Number	①	②	Laminate A	B
6	6	36”(914mm)	72”(1829mm)	TARA-3672-LJM	PG4		\$1624.01	\$1755.20
6	6		78”(1981mm)	TARA-3678-LJM	PG4		1734.89	1877.12
6	6		84”(2134mm)	TARA-3684-LJM	PG4		1845.77	1999.04
6	8		90”(2286mm)	TARA-3690-LJM	PG4		1956.65	2120.96
6	8		96”(2438mm)	TARA-3696-LJM	PG4		2067.53	2242.88
6	6	42”(1067mm)	84”(2134mm)	TARA-4284-LJM	PG4		\$2099.85	\$2278.88
6	8		90”(2286mm)	TARA-4290-LJM	PG4		2228.63	2420.54
6	8		96”(2438mm)	TARA-4296-LJM	PG4		2357.41	2562.20
6	8		102”(2591mm)	TARA-42A2-LJM	PG4		2486.19	2703.86
6	10		108”(2743mm)	TARA-42A8-LJM	PG4		2614.97	2845.52
6	10		114”(2896mm)	TARA-42B4-LJM	PG4		2743.75	2987.18
6	10		120”(3048mm)	TARA-42C0-LJM	PG4		2872.53	3128.84
6	6	48”(1219mm)	84”(2134mm)	TARA-4884-LJM	PG4		\$2353.93	\$2558.72
6	8		90”(2286mm)	TARA-4890-LJM	PG4		2500.61	2720.12
6	8		96”(2438mm)	TARA-4896-LJM	PG4		2647.29	2881.52
6	8		102”(2591mm)	TARA-48A2-LJM	PG4		2793.97	3042.92
6	10		108”(2743mm)	TARA-48A8-LJM	PG4		2940.65	3204.32
6	10		114”(2896mm)	TARA-48B4-LJM	PG4		3087.33	3365.72
6	10		120”(3048mm)	TARA-48C0-LJM	PG4		3234.01	3527.12
6	8	54”(1372mm)	84”(2134mm)	TARA-5484-LJM	PG4		\$2608.01	\$2838.56
6	10		90”(2286mm)	TARA-5490-LJM	PG4		2772.59	3019.70
6	10		96”(2438mm)	TARA-5496-LJM	PG4		2937.17	3200.84
6	10		102”(2591mm)	TARA-54A2-LJM	PG4		3101.75	3381.98
6	10		108”(2743mm)	TARA-54A8-LJM	PG4		3266.33	3563.12
6	10		114”(2896mm)	TARA-54B4-LJM	PG4		3430.91	3744.26
6	10		120”(3048mm)	TARA-54C0-LJM	PG4		3595.49	3925.40
6	10	60”(1524mm)	84”(2134mm)	TARA-6084-LJM	PG4		\$2862.09	\$3118.40
6	10		90”(2286mm)	TARA-6090-LJM	PG4		3044.57	3319.28
6	10		96”(2438mm)	TARA-6096-LJM	PG4		3227.05	3520.16
6	10		102”(2591mm)	TARA-60A2-LJM	PG4		3409.53	3721.04
6	10		108”(2743mm)	TARA-60A8-LJM	PG4		3592.01	3921.92
6	10		114”(2896mm)	TARA-60B4-LJM	PG4		3774.49	4122.80
6	10		120”(3048mm)	TARA-60C0-LJM	PG4		3956.97	4323.68

### Features

- Includes 2”(51mm) thick top, perimeter leg bases, and hardware.
- Standard table height is 30”(762mm).
- Laminate top with 3mm edgeband edges only.
- Perimeter legs are painted aluminum.
- Perimeter leg is 1.38”(35mm) x 4”(102mm).
- Optional cable base can be specified for tables 36”(914mm) deep and deeper:
  - 36”(914mm) deep tables will ship with 8”(203mm) x 14”(356mm) cable base.
  - 42”(1067mm) deep and deeper tables will ship with 14”(356mm) x 14”(356mm) cable base.
  - One piece tops will include one cable base to be centered under table top.
  - Cable base and table top(s) are laminate and can be specified in different surface colors and edge trim colors.
  - Refer to Specification Guide for use guidelines.
- Optional Flip top unit electrical modules are separately specified. Refer to electrical components for appropriate product specification.
- Available with glides only; 0.5”(13mm) height adjustment.
- Depth and width shown in nominal dimensions.
- Ships unassembled.

### Specification Tips

- The following Planes products are separately specified:
  - Grommets (field cut opening)
  - Flip top unit electrical modules
  - Horizontal wire management
- Refer to Specification Guide for seating capacities with Cable Base Option and leg locations.

\*Recommended seating capacity based upon 27”(686mm) per chair.

### To Order, Specify:

1) Product number, including:

#### ① Flip Top Unit Cutout(s):

- N** None
- F** Center – single-sided/4 outlets, add \$43.24 list
- V** Left/Right – single-sided/4 outlets, add \$86.48 list
- J** Center – single-sided/6 outlets, add \$43.24 list
- K** Left/Right – single-sided/6 outlets, add \$86.48 list
- M** Center – double-sided/8 outlets, add \$43.24 list
- P** Left/Right – double-sided/8 outlets, add \$86.48 list
- Q** Center – double-sided/12 outlets, add \$43.24 list
- T** Left/Right – double-sided/12 outlets, add \$86.48 list

#### ② Cable Base Option:

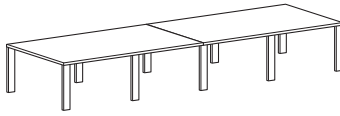
- N** None
- C** Cable Base: add \$869.14 list for 36” deep tables; add \$916.53 list for 42” deep and deeper tables

- 2) Laminate surface color.
- 3) Edge trim color.
- 4) Base trim color.
- 5) Laminate Surface – Cable Base
- 6) Edge trim color – Cable Base

**Note:** \$59.46 upcharge (list) for Metallic and accent trim colors.

# Planes Conference Tables — Two-Piece Tops — Perimeter Leg — Laminate

Rectangular – 2”(51mm) Edge



TARA

## Features

- Includes 2”(51mm) thick top, perimeter leg bases, and hardware.
- Standard table height is 30”(762mm).
- Laminate top with 3mm edgeband edges only.
- Table top seam is 3mm edgeband.
- Perimeter legs are painted aluminum.
- Perimeter leg is 1.38”(35mm) x 4”(102mm).
- Optional cable base is available: :
  - 42”(1067mm) deep and deeper tables will ship with 14”(356mm) x 14”(356mm) cable base.
  - Two piece tops will include one cable base to be centered on seams under table top.
  - Cable base and table top(s) are laminate and can be specified in different surface colors and edge trim colors.
  - Refer to Specification Guide for use guidelines.
- Optional Flip top unit electrical modules are separately specified. Refer to electrical components for appropriate product specification.
- Available with glides only; 0.5”(13mm) height adjustment.
- Depth and width shown in nominal dimensions.
- Ships unassembled.

## Specification Tips

- Tables with multiple-piece tops have equal sized pieces.
- The following Planes products are separately specified:
  - Grommets (field cut opening)
  - Flip top unit electrical modules
  - Horizontal wire management
- Refer to Specification Guide for seating capacities with Cable Base Option and leg locations.

## To Order, Specify:

1) Product number, including:

### ① Flip Top Unit Cutout(s):

- N** None
- F** Center – single-sided/4 outlets, add **\$86.48** list
- V** Left/Right – single-sided/4 outlets, add **\$172.96** list
- J** Center – single-sided/6 outlets, add **\$86.48** list
- K** Left/Right – single-sided/6 outlets, add **\$172.96** list
- M** Center – double-sided/8 outlets, add **\$86.48** list
- P** Left/Right – double-sided/8 outlets, add **\$172.96** list
- Q** Center – double-sided/12 outlets, add **\$86.48** list
- T** Left/Right – double-sided/12 outlets, add **\$172.96** list

### ② Cable Base Option:

- N** None
- C** Cable Base, add **\$916.53** list

- 2) Laminate surface color.
- 3) Edge trim color.
- 4) Base trim color.
- 5) Laminate Surface – Cable Base
- 6) Edge trim color – Cable Base

**Note:** **\$59.46** upcharge (list) for Metallic and accent trim colors.



# Planes Conference Tables — Two-Piece Tops — Perimeter Leg — Laminate

Rectangular – 2”(51mm) Edge

No. of Legs	Seating Capacity*	Depth	Width	Number	①	②	Laminate A	B
6	10	42”(1067mm)	126”(3200mm)	TARA-42C6-LJM	PG4		\$4193.26	\$4462.45
6	10		132”(3353mm)	TARA-42D2-LJM	PG4		4374.04	4656.11
10	10		138”(3505mm)	TARA-42D8-LJM	PG4		4554.82	4849.77
10	10		144”(3658mm)	TARA-42E4-LJM	PG4		4735.60	5043.43
10	10		150”(3810mm)	TARA-42F0-LJM	PG4		4916.38	5237.09
10	12		156”(3962mm)	TARA-42F6-LJM	PG4		5097.16	5430.75
10	12		162”(4115mm)	TARA-42G2-LJM	PG4		5277.94	5624.41
10	12		168”(4267mm)	TARA-42G8-LJM	PG4		5458.72	5818.07
10	12		174”(4420mm)	TARA-42H4-LJM	PG4		5639.50	6011.73
10	14		180”(4572mm)	TARA-42J0-LJM	PG4		5820.28	6205.39
6	10	48”(1219mm)	126”(3200mm)	TARA-48C6-LJM	PG4		\$4717.17	\$5025.00
6	10		132”(3353mm)	TARA-48D2-LJM	PG4		4924.07	5246.62
10	10		138”(3505mm)	TARA-48D8-LJM	PG4		5130.97	5468.24
10	10		144”(3658mm)	TARA-48E4-LJM	PG4		5337.87	5689.86
10	10		150”(3810mm)	TARA-48F0-LJM	PG4		5544.77	5911.48
10	12		156”(3962mm)	TARA-48F6-LJM	PG4		5751.67	6133.10
10	12		162”(4115mm)	TARA-48G2-LJM	PG4		5958.57	6354.72
10	12		168”(4267mm)	TARA-48G8-LJM	PG4		6165.47	6576.34
10	12		174”(4420mm)	TARA-48H4-LJM	PG4		6372.37	6797.96
10	14		180”(4572mm)	TARA-48J0-LJM	PG4		6579.27	7019.58
6	10	54”(1372mm)	126”(3200mm)	TARA-54C6-LJM	PG4		\$5241.13	\$5587.60
6	10		132”(3353mm)	TARA-54D2-LJM	PG4		5470.82	5833.85
10	10		138”(3505mm)	TARA-54D8-LJM	PG4		5700.51	6080.10
10	10		144”(3658mm)	TARA-54E4-LJM	PG4		5930.20	6326.35
10	10		150”(3810mm)	TARA-54F0-LJM	PG4		6159.89	6572.60
10	12		156”(3962mm)	TARA-54F6-LJM	PG4		6389.58	6818.85
10	12		162”(4115mm)	TARA-54G2-LJM	PG4		6619.27	7065.10
10	12		168”(4267mm)	TARA-54G8-LJM	PG4		6848.96	7311.35
10	14		174”(4420mm)	TARA-54H4-LJM	PG4		7078.65	7557.60
10	14		180”(4572mm)	TARA-54J0-LJM	PG4		7308.34	7803.85
6	10	60”(1524mm)	126”(3200mm)	TARA-60C6-LJM	PG4		\$5765.06	\$6150.17
6	10		132”(3353mm)	TARA-60D2-LJM	PG4		6017.58	6421.09
10	10		138”(3505mm)	TARA-60D8-LJM	PG4		6270.10	6692.01
10	10		144”(3658mm)	TARA-60E4-LJM	PG4		6522.62	6962.93
10	10		150”(3810mm)	TARA-60F0-LJM	PG4		6775.14	7233.85
10	12		156”(3962mm)	TARA-60F6-LJM	PG4		7027.66	7504.77
10	12		162”(4115mm)	TARA-60G2-LJM	PG4		7280.18	7775.69
10	12		168”(4267mm)	TARA-60G8-LJM	PG4		7532.70	8046.61
10	14		174”(4420mm)	TARA-60H4-LJM	PG4		7785.22	8317.53
10	14		180”(4572mm)	TARA-60J0-LJM	PG4		7445.52	7996.23

\*Recommended seating capacity based upon 27”(686mm) per chair.

# Planes Conference Tables — Three-Piece Tops — Perimeter Leg — Laminate

Rectangular – 2”(51mm) Edge



TARA

## Features

- Includes 2”(51mm) thick top, perimeter leg bases, and hardware.
- Standard table height is 30”(762mm).
- Laminate top with 3mm edgeband edges only.
- Table top seams are 3mm edgeband.
- Perimeter legs are painted aluminum.
- Perimeter leg is 1.38”(35mm) x 4”(102mm).
- Optional cable bases are available:
  - 42”(1067mm) deep and deeper tables will ship with 14”(356mm) x 14”(356mm) cable base.
  - Three piece tops will include two cable bases to be centered on seams.
  - Cable base and table top(s) are laminate and can be specified in different surface colors and edge trim colors.
  - Refer to Specification Guide for use guidelines.
- Optional Flip top unit electrical modules are separately specified. Refer to electrical components for appropriate product specification.
- Available with glides only; 0.5”(13mm) height adjustment.
- Depth and width shown in nominal dimensions.
- Ships unassembled.

## Specification Tips

- Tables with multiple-piece tops have equal sized pieces.
- The following Planes products are separately specified:
  - Grommets (field cut opening)
  - Flip top unit electrical modules
  - Horizontal wire management
- Refer to Specification Guide for seating capacities with Cable Base Option and leg locations.

## To Order, Specify:

1) Product number, including:

### ① Flip Top Unit Cutout(s):

- N** None
- F** Center – single-sided/4 outlets, add **\$129.72** list
- V** Left/Right – single-sided/4 outlets, add **\$259.44** list
- J** Center – single-sided/6 outlets, add **\$129.72** list
- K** Left/Right – single-sided/6 outlets, add **\$259.44** list
- M** Center – double-sided/8 outlets, add **\$129.72** list
- P** Left/Right – double-sided/8 outlets, add **\$259.44** list
- Q** Center – double-sided/12 outlets, add **\$129.72** list
- T** Left/Right – double-sided/12 outlets, add **\$259.44** list

### ② Cable Base Option:

- N** None
- C** Cable Base (2), add **\$1833.01** list

- 2) Laminate surface color.
- 3) Edge trim color.
- 4) Base trim color.
- 5) Laminate Surface – Cable Base
- 6) Edge trim color – Cable Base

**Note:** **\$59.46** upcharge (list) for Metallic and accent trim colors.

# Planes Conference Tables — Three-Piece Tops — Perimeter Leg — Laminate

Rectangular – 2”(51mm) Edge

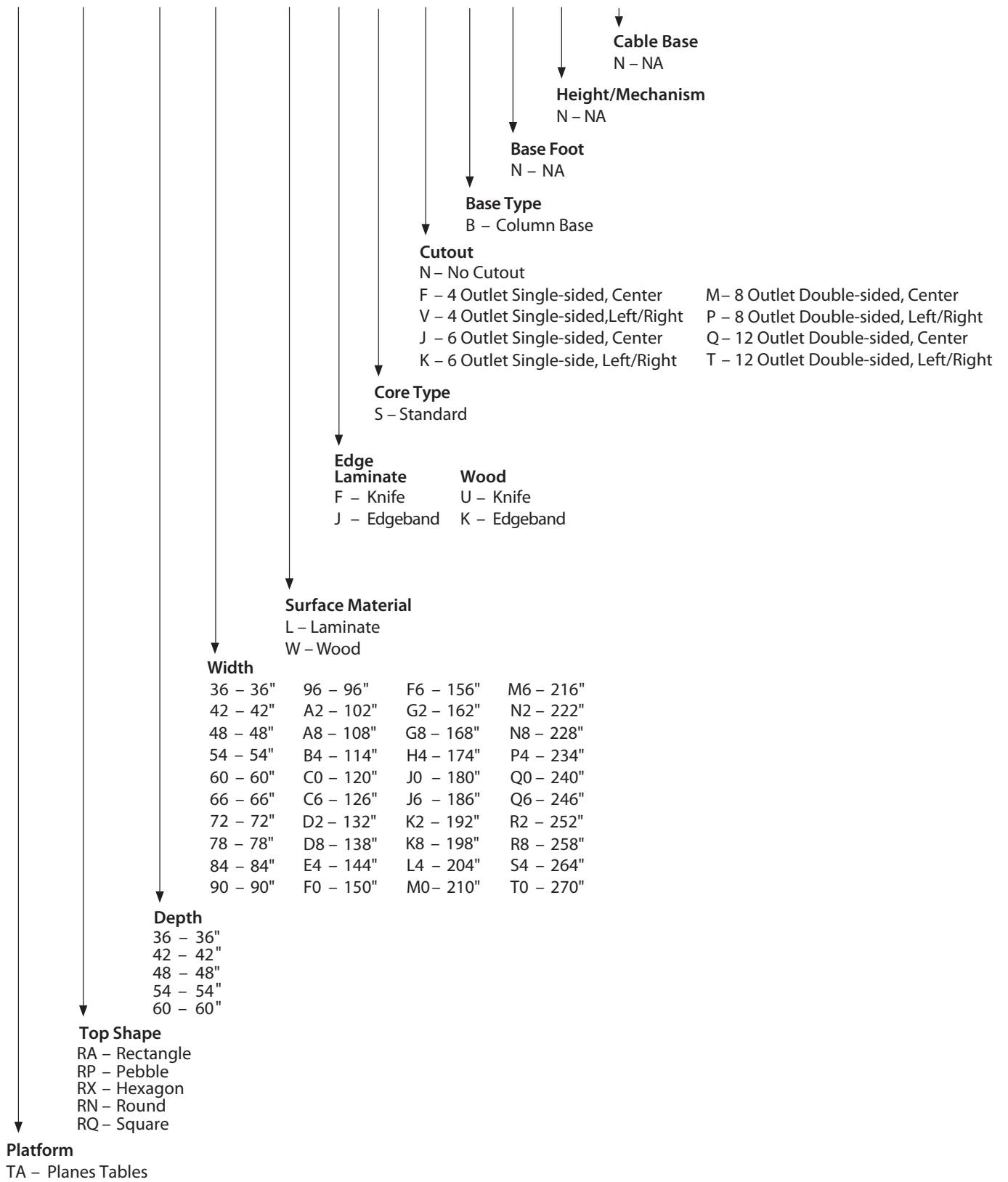
No. of Legs	Seating Capacity*	Depth	Length	Number	①	②	Laminate A	B
8	14	42”(1067mm)	186”(4724mm)	TARA-42J6-LJM	PG4		\$ 5938.97	\$ 6336.96
8	14		192”(4877mm)	TARA-42K2-LJM	PG4		6119.75	6530.62
8	14		198”(5029mm)	TARA-42K8-LJM	PG4		6300.53	6724.28
14	14		204”(5182mm)	TARA-42L4-LJM	PG4		6481.31	6917.94
14	14		210”(5334mm)	TARA-42M0-LJM	PG4		6662.09	7111.60
14	14		216”(5486mm)	TARA-42M6-LJM	PG4		6842.87	7305.26
14	16		222”(5639mm)	TARA-42N2-LJM	PG4		7023.65	7498.92
14	16		228”(5791mm)	TARA-42N8-LJM	PG4		7204.43	7692.58
14	16		234”(5944mm)	TARA-42P4-LJM	PG4		7385.21	7886.24
14	16		240”(6096mm)	TARA-42Q0-LJM	PG4		7565.99	8079.90
14	16		246”(6248mm)	TARA-42Q6-LJM	PG4		7746.77	8273.56
14	16		252”(6401mm)	TARA-42R2-LJM	PG4		7927.55	8467.22
14	18		258”(6553mm)	TARA-42R8-LJM	PG4		8108.33	8660.88
14	18		264”(6706mm)	TARA-42S4-LJM	PG4		8289.11	8854.54
14	20		270”(6858mm)	TARA-42T0-LJM	PG4		8743.58	9321.89
8	14	48”(1219mm)	186”(4724mm)	TARA-48J6-LJM	PG4		\$ 6712.25	\$ 7167.28
8	14		192”(4877mm)	TARA-48K2-LJM	PG4		6915.87	7385.62
8	14		198”(5029mm)	TARA-48K8-LJM	PG4		7119.49	7603.96
14	14		204”(5182mm)	TARA-48L4-LJM	PG4		7323.11	7822.30
14	14		210”(5334mm)	TARA-48M0-LJM	PG4		7526.73	8040.64
14	14		216”(5486mm)	TARA-48M6-LJM	PG4		7730.35	8258.98
14	14		222”(5639mm)	TARA-48N2-LJM	PG4		7933.97	8477.32
14	16		228”(5791mm)	TARA-48N8-LJM	PG4		8137.59	8695.66
14	16		234”(5944mm)	TARA-48P4-LJM	PG4		8341.21	8914.00
14	16		240”(6096mm)	TARA-48Q0-LJM	PG4		8544.83	9132.34
14	16		246”(6248mm)	TARA-48Q6-LJM	PG4		8748.45	9350.68
14	16		252”(6401mm)	TARA-48R2-LJM	PG4		8952.07	9569.02
14	18		258”(6553mm)	TARA-48R8-LJM	PG4		9155.69	9787.36
14	18		264”(6706mm)	TARA-48S4-LJM	PG4		9359.31	10005.70
14	20		270”(6858mm)	TARA-48T0-LJM	PG4		9562.93	10224.04
8	14	54”(1372mm)	186”(4724mm)	TARA-54J6-LJM	PG4		\$ 7392.28	\$ 7904.35
8	14		192”(4877mm)	TARA-54K2-LJM	PG4		7618.70	8147.33
8	14		198”(5029mm)	TARA-54K8-LJM	PG4		7845.12	8390.31
14	14		204”(5182mm)	TARA-54L4-LJM	PG4		8071.54	8633.29
14	14		210”(5334mm)	TARA-54M0-LJM	PG4		8297.96	8876.27
14	14		216”(5486mm)	TARA-54M6-LJM	PG4		8524.38	9119.25
14	16		222”(5639mm)	TARA-54N2-LJM	PG4		8750.80	9362.23
14	16		228”(5791mm)	TARA-54N8-LJM	PG4		8977.22	9605.21
14	16		234”(5944mm)	TARA-54P4-LJM	PG4		9203.64	9848.19
14	16		240”(6096mm)	TARA-54Q0-LJM	PG4		9430.06	10091.17
14	16		246”(6248mm)	TARA-54Q6-LJM	PG4		9656.48	10334.15
14	16		252”(6401mm)	TARA-54R2-LJM	PG4		9882.90	10577.13
14	18		258”(6553mm)	TARA-54R8-LJM	PG4		10109.32	10820.11
14	18		264”(6706mm)	TARA-54S4-LJM	PG4		10335.74	11063.09
14	20		270”(6858mm)	TARA-54T0-LJM	PG4		10562.16	11306.07
8	14	60”(1524mm)	186”(4724mm)	TARA-60J6-LJM	PG4		\$ 8006.83	\$ 8575.94
8	14		192”(4877mm)	TARA-60K2-LJM	PG4		8256.08	8843.59
8	14		198”(5029mm)	TARA-60K8-LJM	PG4		8505.33	9111.24
14	14		204”(5182mm)	TARA-60L4-LJM	PG4		8754.58	9378.89
14	14		210”(5334mm)	TARA-60M0-LJM	PG4		9003.83	9646.54
14	14		216”(5486mm)	TARA-60M6-LJM	PG4		9253.08	9914.19
14	16		222”(5639mm)	TARA-60N2-LJM	PG4		9502.33	10181.84
14	16		228”(5791mm)	TARA-60N8-LJM	PG4		9751.58	10449.49
14	16		234”(5944mm)	TARA-60P4-LJM	PG4		10000.83	10717.14
14	16		240”(6096mm)	TARA-60Q0-LJM	PG4		10250.08	10984.79
14	16		246”(6248mm)	TARA-60Q6-LJM	PG4		10499.33	11252.44
14	16		252”(6401mm)	TARA-60R2-LJM	PG4		10748.58	11520.09
14	18		258”(6553mm)	TARA-60R8-LJM	PG4		10997.83	11787.74
14	18		264”(6706mm)	TARA-60S4-LJM	PG4		11247.08	12055.39
14	20		270”(6858mm)	TARA-60T0-LJM	PG4		11496.33	12323.04

\*Recommended seating capacity based upon 27”(686mm) per chair.

# Planes Conference Table Tops for use with Column Base

EXAMPLE: Planes, Rectangle, 48" x 120", Wood, Edgeband, Standard Core, Center Double-Sided 12 Outlet Cutout, Column Base.

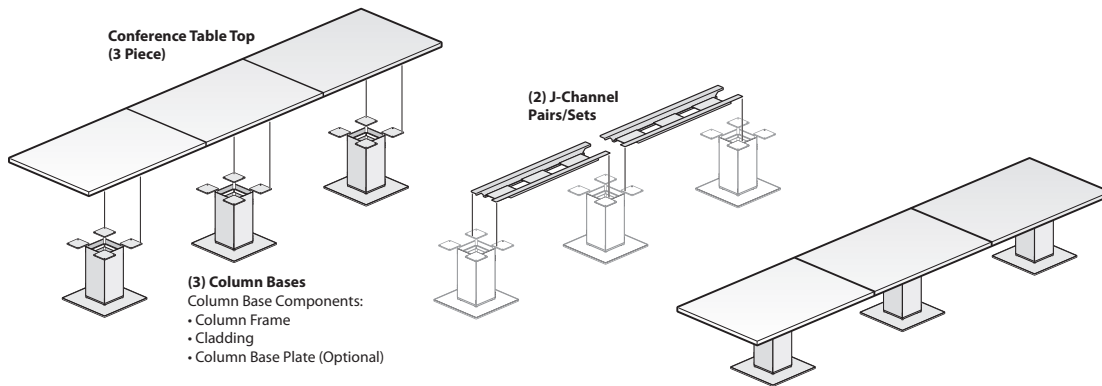
**TA RA - 48 C0 - W K S Q B N N N**



# Planes Component Specification Overview

## Conference Table with Column Base

Planes Conference Top(s), Column Base(s), and J-Channel(s) are separately specified. See below for required component specification.



### 1 Conference Top

- The number of tops depend on the width of the conference table. Top options include a 1-piece top, 2-piece top or 3-piece top.

### Column Base

Each Column Base requires separately specified components: **Column Frame, Column Base Plate, and Cladding.**

### 2 Column Frame

- Column Frames are square and are available in two sizes, 9"(229mm) & 12"(305mm) square, and three heights, 20"(508mm) lounge height, 28"(711mm) seated height and 40"(1016mm) standing height.
  - The table top width and the number of pieces dictate the quantity of column frame(s). **Refer to Matrix-A for details.**
  - The table top depth dictates the column frame size, 9"(229mm) or 12"(305mm) square. **Refer to Matrix-B for details.**

### 3 Column Base Plate

- Round or Square Column Base Plates are available in four sizes: 21"(533mm), 24"(610mm), 27"(686mm) and 30"(762mm).
  - The column base plate size is specific to the column frame size of 9"(229mm) or 12"(305mm); specify accordingly.
  - The column frame width and the table top depth dictate the size of the column base plate. **Refer to Matrix-B for details.**

### 4 Cladding

- Round or Flat Cladding is available in two widths, 9"(229mm) & 12"(305mm), and three heights, 20"(508mm) lounge height, 28"(711mm) seated height and 40"(1016mm) standing height. (Exception: Round cladding is not available 40" high)
  - Cladding is specified as one single piece per catalog number. A quantity of (4) pieces are required per each Column Frame.
  - Note: All round or flat, or a combination of round and flat cladding may be used on a column frame.
  - Specify cladding to match the column frame width and height.

### 5 J-Channel

- Provides wire management and the required support below the Conference Table Top.
  - J-Channel is specified as one pair per catalog number. A pair of J-Channels are used between each column base.
  - The table top width and column size dictate the number of pairs and length of J-Channel. **Refer to Matrix-A for details.**

#### J-Channel Tray - Optional

- J-Channel Trays are optional and provide additional wire management between columns; lays in J-Channels.
  - Specify J-Channel Tray width to match Column Frame size.
  - The J-Channel length dictates the maximum number of J-Channel Trays. **Refer to Matrix A for details.**

# Planes Component Specification Overview

Conference Table with Column Base

## MATRIX - A

Column Frame Quantity & J Channel Quantity and Size - Specification Matrix							
Table Width	Number of Pieces in Top	Number of Column Frames	Number of Pairs of J Channel	9"(229mm) x 9"(229mm) Column Frame		12"(305mm) x 12"(305mm) Column Frame	
				J Channel Length	# of Trays (Maximum)	J Channel Length	# of Trays (Maximum)
96"(2438mm)	1	2	1	29"(737mm)	1	26"(660mm)	1
102"(2591mm)	1	2	1	35"(889mm)	1	32"(813mm)	1
108"(2743mm)	1	2	1	41"(1041mm)	2	38"(965mm)	2
114"(2896mm)	1	2	1	47"(1194mm)	2	44"(1118mm)	2
120"(3048mm)	1	2	1	53"(1346mm)	3	50"(1270mm)	2
126"(3200mm)	2	2	1	59"(1499mm)	3	56"(1422mm)	3
132"(3353mm)	2	2	1	65"(1651mm)	3	62"(1575mm)	3
138"(3505mm)	2	2	1	71"(1803mm)	4	68"(1727mm)	4
144"(3658mm)	2	2	1	77"(1956mm)	4	74"(1880mm)	4
150"(3810mm)	2	2	1	83"(2108mm)	5	80"(2032mm)	5
156"(3962mm)	2	2	1	89"(2261mm)	5	86"(2184mm)	5
162"(4115mm)	2	2	1	95"(2413mm)	6	92"(2337mm)	5
168"(4267mm)	2	2	1	101"(2565mm)	6	98"(2489mm)	6
174"(4420mm)	2	3	2	50"(1270mm)	2	47"(1194mm)	2
180"(4572mm)	2	3	2	53"(1346mm)	3	50"(1270mm)	2
186"(4724mm)	3	3	2	56"(1422mm)	3	53"(1346mm)	3
192"(4877mm)	3	3	2	59"(1499mm)	3	56"(1422mm)	3
198"(5029mm)	3	3	2	62"(1575mm)	3	59"(1499mm)	3
204"(5182mm)	3	3	2	65"(1651mm)	3	62"(1575mm)	3
210"(5334mm)	3	3	2	68"(1727mm)	4	65"(1651mm)	3
216"(5486mm)	3	3	2	71"(1803mm)	4	68"(1727mm)	4
222"(5639mm)	3	3	2	74"(1880mm)	4	71"(1803mm)	4
228"(5791mm)	3	3	2	77"(1956mm)	4	74"(1880mm)	4
234"(5944mm)	3	3	2	80"(2032mm)	5	77"(1956mm)	4
240"(6096mm)	3	3	2	83"(2108mm)	5	80"(2032mm)	5
246"(6248mm)	3	3	2	86"(2184mm)	5	83"(2108mm)	5
252"(6401mm)	3	3	2	89"(2261mm)	5	86"(2184mm)	5
258"(6553mm)	3	3	2	92"(2337mm)	5	89"(2261mm)	5
264"(6706mm)	3	3	2	92"(2337mm)	6	92"(2337mm)	5
270"(6858mm)	3	3	2	98"(2489mm)	6	95"(2413mm)	6

## MATRIX - B

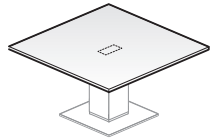
Column Frame Size & Column Base Plate Size - Specification Matrix					
Table Depth	9"(229mm) x 9"(229mm) Column Frame		12"(305mm) x 12"(305mm) Column Frame		
	21"(533mm) Base Plate (Round or Square)	24"(610mm) Base Plate (Round or Square)	24"(610mm) Base Plate (Round or Square)	27"(686mm) Base Plate (Round or Square)	30"(762mm) Base Plate (Round or Square)
36"(914mm)	✓	✓	✓	✓	✓
42"(1067mm)		✓	✓	✓	✓
48"(1219mm)				✓	✓
54"(1372mm)				✓ (Square only)	✓
60"(1524mm)				✓ (Square only)	✓

# Planes Conference Table Top — Round, Square and Pebble (for use with Column Base)

Laminate or Wood



TARN



TARQ



TARP

### Features

- Includes 1.18”(30mm) thick top.
- Laminate top with 3mm edgeband or knife, based upon shape.
- Wood veneer top with wood edgeband, or knife edge.
- Top available in standard core.
- **Requires separately specified Column Base.**
- Optional power modules are separately specified.
- Depth and width shown in nominal dimensions.

### Specification Tips

- Conference Top requires separately specified components for Column Base:
  - Column Frame
  - Column Base Plate
  - Cladding (4) pieces per each Column Frame
- Cutouts are optional. If specified they are factory installed.
- Each cutout requires a separately specified flip top unit electrical module.
- Separately specified Planes grommets are available for field installation.
- For separately specified required components refer to the **Component Specification Overview** located in the front of the price list; see Planes Conference Table Tops (for use with Column Base).

### To Order, Specify:

1) Product number, including;

#### ① Surface Options:

- L** Laminate
- W** Wood

#### ② Edge Options:

Laminate:

- J** Edgeband
- F** Knife

Wood:

- K** Wood Edgeband
- U** Knife

#### ③ Cutout Options:

- N** No Cutout
- F** Center, Single-Sided/4 outlets, add **\$43.24** list
- J** Center, Single-Sided/6 outlets, add **\$43.24** list
- M** Center, Double-Sided/8 outlets, add **\$43.24** list
- Q** Center, Double-Sided/12 outlets, add **\$43.24** list

2) Laminate surface color or wood finish color.

3) Edgeband trim color (laminate only).

No. of Pieces	Seating Capacity*	Depth	Width	Number ① ② ③	Laminate A		Laminate B		Wood Group A		Wood Group B	
					J	F	J	F	K	U	K	U
<b>Round</b>												
1	4	36”(914mm)	36”(914mm)	TARN-3636-■ ■ S ■ BNNN	\$ 503.27	\$ 793.98	\$ 589.61	\$ 880.32	\$ 968.88	\$ 1259.30	\$ 999.01	\$ 1318.95
1	4	42”(1067mm)	42”(1067mm)	TARN-4242-■ ■ S ■ BNNN	708.15	1038.22	816.85	1146.92	1264.61	1684.16	1312.80	1775.16
1	4	48”(1219mm)	48”(1219mm)	TARN-4848-■ ■ S ■ BNNN	943.11	1312.54	1077.61	1447.04	1601.00	2175.33	1669.77	2302.61
1	8	54”(1372mm)	54”(1372mm)	TARN-5454-■ ■ S ■ BNNN	1208.15	1616.94	1371.89	1780.68	2373.83	3281.01	2465.70	3449.55
1	8	60”(1524mm)	60”(1524mm)	TARN-6060-■ ■ S ■ BNNN	1503.27	1951.42	1699.69	2147.84	2875.11	4029.90	2992.60	4244.55
<b>Square</b>												
1	4	36”(914mm)	36”(914mm)	TARQ-3636-■ ■ S ■ BNNN	\$ 501.83	\$ 781.02	\$ 588.17	\$ 867.36	\$ 968.88	\$ 1259.30	\$ 999.01	\$ 1318.95
1	4	42”(1067mm)	42”(1067mm)	TARQ-4242-■ ■ S ■ BNNN	706.47	1023.10	815.17	1131.80	1264.61	1684.16	1312.80	1775.16
1	4	48”(1219mm)	48”(1219mm)	TARQ-4848-■ ■ S ■ BNNN	941.19	1295.26	1075.69	1429.76	1601.00	2175.33	1669.77	2302.61
1	8	54”(1372mm)	54”(1372mm)	TARQ-5454-■ ■ S ■ BNNN	1205.99	1597.50	1369.73	1761.24	2373.83	3281.01	2465.70	3449.55
1	8	60”(1524mm)	60”(1524mm)	TARQ-6060-■ ■ S ■ BNNN	1500.87	1929.82	1697.29	2126.24	2875.11	4029.90	2992.60	4244.55
<b>Pebble</b>												
1	4	36”(914mm)	36”(914mm)	TARP-3636-■ ■ S ■ BNNN	\$ 503.27	\$ 793.98	\$ 589.61	\$ 880.32	\$ 968.88	\$ 1259.30	\$ 999.01	\$ 1318.95
1	4	42”(1067mm)	42”(1067mm)	TARP-4242-■ ■ S ■ BNNN	708.15	1038.22	816.85	1146.92	1264.61	1684.16	1312.80	1775.16
1	4	48”(1219mm)	48”(1219mm)	TARP-4848-■ ■ S ■ BNNN	943.11	1312.54	1077.61	1447.04	1601.00	2175.33	1669.77	2302.61
1	8	54”(1372mm)	54”(1372mm)	TARP-5454-■ ■ S ■ BNNN	1208.15	1616.94	1371.89	1780.68	2373.83	3281.01	2465.70	3449.55
1	8	60”(1524mm)	60”(1524mm)	TARP-6060-■ ■ S ■ BNNN	1503.27	1951.42	1699.69	2147.84	2875.11	4029.90	2992.60	4244.55

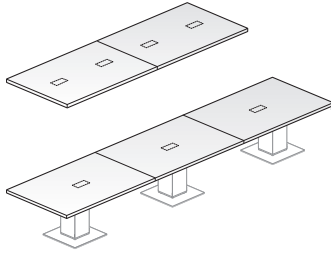
\*Recommended seating capacity based upon 27”(687mm) per chair.

This page intentionally blank



# Planes Conference Table Top — Rectangle (for use with Column Base)

Laminate or Wood



TARA

### Features

- Includes 1.18”(30mm) thick top.
- Laminate top with 3mm edgeband or knife edge, or wood veneer top with 3mm wood edgeband or knife edge on user edges. Multiple piece tops are 1mm edgeband at the seams.
- Table top seams are 1mm edgeband.
- **Requires separately specified Column Base and J Channels.**
- Optional power modules are separately specified.
- Depth and width shown in nominal dimensions.

### Specification Tips

- Multiple piece conference tops have equal sized pieces and are shipped unassembled.
- Conference Top requires separately specified components for Column Base:
  - Column Frame
  - Column Base Plate
  - Cladding (4) pieces per each Column Frame
- Conference Top requires separately specified J Channels for support and load purposes.
- Cutouts are optional. If specified they are factory installed.
- Each cutout requires a separately specified flip top unit electrical module.
- Separately specified Planes grommets are available for field installation.
- For separately specified required components refer to the **Component Specification Overview** located in the front of the price list; see Planes Conference Table Tops (for use with Column Base).

### 3 Cutout Options

Cutout	1 Piece	2 Piece	3 Piece
F	\$43.24	\$ 86.48	\$129.72
V	\$86.48	\$172.96	\$259.44
J	\$43.24	\$ 86.48	\$129.72
K	\$86.48	\$172.96	\$259.44
M	\$43.24	\$ 86.48	\$129.72
P	\$86.48	\$172.96	\$259.44
Q	\$43.24	\$ 86.48	\$129.72
T	\$86.48	\$172.96	\$259.44

### To Order, Specify:

1) Product number, including;

#### 1 Surface Options:

- L** Laminate
- W** Wood

#### 2 Edge Options:

Laminate:

- J** Edgeband
- F** Knife

Wood:

- K** Wood Edgeband
- U** Knife

#### 3 Cutout Options:

- N** No Cutout
- F** Center, Single-Sided/4 outlets, see chart for upcharge
- V** Left/Right, Single-Sided/4 outlets, see chart for upcharge
- J** Center, Single-Sided/6 outlets, see chart for upcharge
- K** Left/Right, Single-Sided/6 outlets, see chart for upcharge
- M** Center, Double-Sided/8 outlets, see chart for upcharge
- P** Left/Right, Double-Sided/8 outlets, see chart for upcharge
- Q** Center, Double-Sided/12 outlets, see chart for upcharge
- T** Left/Right, Double-Sided/12 outlets, see chart for upcharge

2) Laminate surface color or wood finish color.

3) Edgeband trim color (laminate only).

# Planes Conference Table Top — Rectangle (for use with Column Base)

Laminate or Wood

No. of Pieces	Seating Capacity*	Depth	Width	Number ① ② ③	Laminate A		Laminate B		Wood Group A		Wood Group B	
					J	F	J	F	K	U	K	U
1	8	42"(1067mm)	96"(2438mm)	TARA-4296- S BNNN	\$1671.81	\$2148.64	\$1867.54	\$2344.37	\$ 2693.08	\$ 3395.85	\$ 3061.17	\$ 3868.16
1	8		102"(2591mm)	TARA-42A2- S BNNN	1781.43	2276.62	1989.41	2484.60	2867.99	3623.73	3267.67	4136.30
1	10		108"(2743mm)	TARA-42A8- S BNNN	1891.05	2404.60	2111.28	2624.83	3043.26	3854.03	3474.59	4407.27
1	10		114"(2896mm)	TARA-42B4- S BNNN	2000.67	2532.58	2233.15	2765.06	3218.89	4086.75	3681.93	4681.08
1	10		120"(3048mm)	TARA-42C0- S BNNN	2110.29	2660.56	2355.02	2905.29	3394.86	4321.88	3889.70	4957.72
2	10		126"(3200mm)	TARA-42C6- S BNNN	2914.54	3518.40	3171.52	3775.38	5176.55	6373.11	5703.24	7050.86
2	10		132"(3353mm)	TARA-42D2- S BNNN	3055.31	3677.53	3324.54	3946.76	5384.38	6637.99	5943.00	7358.08
2	12		138"(3505mm)	TARA-42D8- S BNNN	3196.08	3836.66	3477.56	4118.14	5592.57	6905.29	6183.19	7668.13
2	12		144"(3658mm)	TARA-42E4- S BNNN	3336.85	3995.79	3630.58	4289.52	5801.12	7175.02	6423.80	7981.02
2	12		150"(3810mm)	TARA-42F0- S BNNN	3477.62	4154.92	3783.60	4460.90	6010.02	7447.16	6664.83	8296.74
2	12		156"(3962mm)	TARA-42F6- S BNNN	3618.39	4314.05	3936.62	4632.28	6219.27	7721.72	6906.29	8615.29
2	14		162"(4115mm)	TARA-42G2- S BNNN	3759.16	4473.18	4089.64	4803.66	6428.88	7998.70	7148.17	8936.68
2	14		168"(4267mm)	TARA-42G8- S BNNN	3899.93	4632.31	4242.66	4975.04	6638.84	8278.10	7390.48	9260.90
2	14		174"(4420mm)	TARA-42H4- S BNNN	4040.70	4791.44	4395.68	5146.42	6849.15	8559.92	7633.20	9587.96
2	14		180"(4572mm)	TARA-42J0- S BNNN	4181.47	4950.57	4548.70	5317.80	7059.82	8844.15	7876.35	9917.85
3	14		186"(4724mm)	TARA-42J6- S BNNN	4337.81	5170.30	4717.29	5549.78	7449.52	9149.64	8298.60	10269.40
3	16		192"(4877mm)	TARA-42K2- S BNNN	4478.58	5329.43	4870.31	5721.16	7660.90	9429.40	8542.60	10595.64
3	16		198"(5029mm)	TARA-42K8- S BNNN	4619.35	5488.56	5023.33	5892.54	7872.63	9711.57	8787.02	10924.71
3	16		204"(5182mm)	TARA-42L4- S BNNN	4760.12	5647.69	5176.35	6063.92	8084.72	9996.17	9031.86	11256.62
3	16		210"(5334mm)	TARA-42M0- S BNNN	4900.89	5806.82	5329.37	6235.30	8297.16	10283.18	9277.13	11591.36
3	18		216"(5486mm)	TARA-42M6- S BNNN	5041.66	5965.95	5482.39	6406.68	8509.95	10572.61	9522.82	11928.93
3	18		222"(5639mm)	TARA-42N2- S BNNN	5182.43	6125.08	5635.41	6578.06	8723.10	10864.46	9768.94	12269.34
3	18		228"(5791mm)	TARA-42N8- S BNNN	5323.20	6284.21	5788.43	6749.44	8936.61	11158.74	10015.47	12612.58
3	18		234"(5944mm)	TARA-42P4- S BNNN	5463.97	6443.34	5941.45	6920.82	9150.46	11455.43	10262.43	12958.65
3	18		240"(6096mm)	TARA-42Q0- S BNNN	5604.74	6602.47	6094.47	7092.20	9364.68	11754.54	10509.82	13307.56
3	20		246"(6248mm)	TARA-42Q6- S BNNN	5745.51	6761.60	6247.49	7263.58	9579.24	12056.06	10757.63	13659.31
3	20		252"(6401mm)	TARA-42R2- S BNNN	5886.28	6920.73	6400.51	7434.96	9794.16	12360.01	11005.86	14013.88
3	20		258"(6553mm)	TARA-42R8- S BNNN	6027.05	7079.86	6553.53	7606.34	10009.44	12666.38	11254.51	14371.29
3	20		264"(6706mm)	TARA-42S4- S BNNN	6167.82	7238.99	6706.55	7777.72	10225.07	12975.17	11503.59	14731.54
3	22		270"(6858mm)	TARA-42T0- S BNNN	6308.59	7398.12	6859.57	7949.10	10441.05	13286.37	11753.09	15094.62
1	8	48"(1219mm)	96"(2438mm)	TARA-4896- S BNNN	\$1918.05	\$2413.24	\$2141.78	\$2636.97	\$ 3066.87	\$ 3797.83	\$ 3502.08	\$ 4341.78
1	8		102"(2591mm)	TARA-48A2- S BNNN	2042.85	2556.40	2280.58	2794.13	3264.54	4049.49	3735.39	4637.95
1	10		108"(2743mm)	TARA-48A8- S BNNN	2167.65	2699.56	2419.38	2951.29	3462.55	4303.57	3969.14	4936.95
1	10		114"(2896mm)	TARA-48B4- S BNNN	2292.45	2842.72	2558.18	3108.45	3660.92	4560.06	4203.30	5238.78
1	10		120"(3048mm)	TARA-48C0- S BNNN	2417.25	2985.88	2696.98	3265.61	3859.65	4818.98	4437.89	5543.45
2	10		126"(3200mm)	TARA-48C6- S BNNN	3336.35	3958.57	3630.08	4252.30	5819.83	7221.05	6434.00	7991.69
2	10		132"(3353mm)	TARA-48D2- S BNNN	3492.30	4132.88	3800.03	4440.61	6050.41	7509.72	6700.59	8326.94
2	12		138"(3505mm)	TARA-48D8- S BNNN	3648.25	4307.19	3969.98	4628.92	6281.35	7800.80	6967.60	8665.01
2	12		144"(3658mm)	TARA-48E4- S BNNN	3804.20	4481.50	4139.93	4817.23	6512.64	8094.30	7235.03	9005.93
2	12		150"(3810mm)	TARA-48F0- S BNNN	3960.15	4655.81	4309.88	5005.54	6744.28	8390.22	7502.89	9349.68
2	12		156"(3962mm)	TARA-48F6- S BNNN	4116.10	4830.12	4479.83	5193.85	6976.28	8688.56	7771.17	9696.26
2	14		162"(4115mm)	TARA-48G2- S BNNN	4272.05	5004.43	4649.78	5382.16	7208.64	8989.32	8039.87	10045.67
2	14		168"(4267mm)	TARA-48G8- S BNNN	4428.00	5178.74	4819.73	5570.47	7441.35	9292.50	8308.99	10397.92
2	14		174"(4420mm)	TARA-48H4- S BNNN	4583.95	5353.05	4989.68	5758.78	7674.41	9598.10	8578.54	10753.00
2	14		180"(4572mm)	TARA-48J0- S BNNN	4739.90	5527.36	5159.63	5947.09	7907.83	9906.12	8848.52	11110.92
3	14		186"(4724mm)	TARA-48J6- S BNNN	4911.42	5762.27	5345.15	6196.00	8458.89	10235.38	9436.20	11490.50
3	16		192"(4877mm)	TARA-48K2- S BNNN	5067.37	5936.58	5515.10	6384.31	8693.01	10538.92	9707.02	11844.76
3	16		198"(5029mm)	TARA-48K8- S BNNN	5223.32	6110.89	5685.05	6572.62	8927.49	10844.87	9978.26	12201.86
3	16		204"(5182mm)	TARA-48L4- S BNNN	5379.27	6285.20	5855.00	6760.93	9162.33	11153.25	10249.93	12561.80
3	16		210"(5334mm)	TARA-48M0- S BNNN	5535.22	6459.51	6024.95	6949.24	9397.52	11464.04	10522.02	12924.56
3	18		216"(5486mm)	TARA-48M6- S BNNN	5691.17	6633.82	6194.90	7137.55	9633.06	11777.25	10794.53	13290.16
3	18		222"(5639mm)	TARA-48N2- S BNNN	5847.12	6808.13	6364.85	7325.86	9868.95	12092.88	11067.47	13658.60
3	18		228"(5791mm)	TARA-48N8- S BNNN	6003.07	6982.44	6534.80	7514.17	10105.21	12410.93	11340.83	14029.86
3	18		234"(5944mm)	TARA-48P4- S BNNN	6159.02	7156.75	6704.75	7702.48	10341.81	12731.40	11614.61	14403.97
3	18		240"(6096mm)	TARA-48Q0- S BNNN	6314.97	7331.06	6874.70	7890.79	10578.77	13054.29	11888.82	14780.90
3	20		246"(6248mm)	TARA-48Q6- S BNNN	6470.92	7505.37	7044.65	8079.10	10816.08	13379.60	12163.45	15160.67
3	20		252"(6401mm)	TARA-48R2- S BNNN	6626.87	7679.68	7214.60	8267.41	11053.75	13707.33	12438.50	15543.28
3	20		258"(6553mm)	TARA-48R8- S BNNN	6782.82	7853.99	7384.55	8455.72	11291.77	14037.48	12713.97	15928.71
3	20		264"(6706mm)	TARA-48S4- S BNNN	6938.77	8028.30	7554.50	8644.03	11530.15	14370.04	12989.87	16316.99
3	22		270"(6858mm)	TARA-48T0- S BNNN	7094.72	8202.61	7724.45	8832.34	11768.88	14705.03	13266.20	16708.09

\*Recommended seating capacity based upon 27"(687mm) per chair.

# Planes Conference Table Top — Rectangle (for use with Column Base)

Laminate or Wood

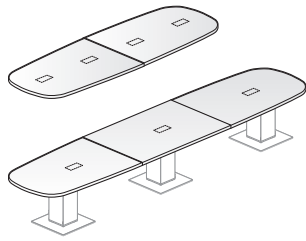
No. of Pieces	Seating Capacity*	Depth	Width	Number <b>① ② ③</b>	Laminate A		Laminate B		Wood Group A		Wood Group B	
					J	F	J	F	K	U	K	U
1	10	54"(1372mm)	96"(2438mm)	TARA-5496- S BNNN	\$2164.29	\$2677.84	\$2416.02	\$ 2929.57	\$ 4128.27	\$ 5039.28	\$ 4630.58	\$ 5654.87
1	10		102"(2591mm)	TARA-54A2- S BNNN	2304.27	2836.18	2571.75	3103.66	4348.68	5314.72	4890.72	5979.07
1	12		108"(2743mm)	TARA-54A8- S BNNN	2444.25	2994.52	2727.48	3277.75	4569.44	5592.57	5151.29	6306.09
1	12		114"(2896mm)	TARA-54B4- S BNNN	2584.23	3152.86	2883.21	3451.84	4790.56	5872.85	5412.27	6635.95
1	12		120"(3048mm)	TARA-54C0- S BNNN	2724.21	3311.20	3038.94	3625.93	5012.03	6155.54	5673.68	6968.65
2	12		126"(3200mm)	TARA-54C6- S BNNN	3758.16	4398.74	4088.64	4729.22	7150.71	8908.47	7852.37	9771.99
2	12		132"(3353mm)	TARA-54D2- S BNNN	3929.29	4588.23	4275.52	4934.46	7404.04	9220.91	8145.78	10135.26
2	14		138"(3505mm)	TARA-54D8- S BNNN	4100.42	4777.72	4462.40	5139.70	7657.72	9535.77	8439.61	10501.37
2	14		144"(3658mm)	TARA-54E4- S BNNN	4271.55	4967.21	4649.28	5344.94	7911.76	9853.06	8733.86	10870.31
2	14		150"(3810mm)	TARA-54F0- S BNNN	4442.68	5156.70	4836.16	5550.18	8166.15	10172.76	9028.54	11242.08
2	14		156"(3962mm)	TARA-54F6- S BNNN	4613.81	5346.19	5023.04	5755.42	8420.90	10494.88	9323.64	11616.69
2	16		162"(4115mm)	TARA-54G2- S BNNN	4784.94	5535.68	5209.92	5960.66	8676.00	10819.42	9619.16	11994.13
2	16		168"(4267mm)	TARA-54G8- S BNNN	4956.07	5725.17	5396.80	6165.90	8931.46	11146.37	9915.11	12374.41
2	16		174"(4420mm)	TARA-54H4- S BNNN	5127.20	5914.66	5583.68	6371.14	9187.27	11475.75	10211.48	12757.52
2	16		180"(4572mm)	TARA-54J0- S BNNN	5298.33	6104.15	5770.56	6576.38	9443.43	11807.55	10508.28	13143.46
3	16		186"(4724mm)	TARA-54J6- S BNNN	5395.33	6354.24	5883.31	6842.22	10155.86	12160.59	11261.40	13551.07
3	18		192"(4877mm)	TARA-54K2- S BNNN	5566.46	6543.73	6070.19	7047.46	10412.73	12487.91	11559.04	13933.36
3	18		198"(5029mm)	TARA-54K8- S BNNN	5737.59	6733.22	6257.07	7252.70	10669.96	12817.64	11857.11	14318.48
3	18		204"(5182mm)	TARA-54L4- S BNNN	5908.72	6922.71	6443.95	7457.94	10927.54	13149.80	12155.60	14706.44
3	18		210"(5334mm)	TARA-54M0- S BNNN	6079.85	7112.20	6630.83	7663.18	11185.47	13484.37	12454.51	15097.24
3	20		216"(5486mm)	TARA-54M6- S BNNN	6250.98	7301.69	6817.71	7868.42	11443.76	13821.36	12753.84	15490.86
3	20		222"(5639mm)	TARA-54N2- S BNNN	6422.11	7491.18	7004.59	8073.66	11702.41	14160.77	13053.60	15887.32
3	20		228"(5791mm)	TARA-54N8- S BNNN	6593.24	7680.67	7191.47	8278.90	11961.41	14502.60	13353.78	16286.62
3	20		234"(5944mm)	TARA-54P4- S BNNN	6764.37	7870.16	7378.35	8484.14	12220.76	14846.85	13654.38	16688.75
3	20		240"(6096mm)	TARA-54Q0- S BNNN	6935.50	8059.65	7565.23	8689.38	12480.47	15193.52	13955.41	17093.71
3	22		246"(6248mm)	TARA-54Q6- S BNNN	7106.63	8249.14	7752.11	8894.62	12740.53	15542.61	14256.86	17501.51
3	22		252"(6401mm)	TARA-54R2- S BNNN	7277.76	8438.63	7938.99	9099.86	13000.94	15894.12	14558.74	17912.14
3	22		258"(6553mm)	TARA-54R8- S BNNN	7448.89	8628.12	8125.87	9305.10	13261.71	16248.04	14861.04	18325.60
3	22		264"(6706mm)	TARA-54S4- S BNNN	7620.02	8817.61	8312.75	9510.34	13522.83	16604.39	15163.76	18741.90
3	24		270"(6858mm)	TARA-54T0- S BNNN	7791.15	9007.10	8499.63	9715.58	13784.31	16963.15	15466.90	19161.03
1	10	60"(1524mm)	96"(2438mm)	TARA-6096- S BNNN	\$2410.53	\$2942.44	\$2690.26	\$ 3222.17	\$ 4576.81	\$ 5521.64	\$ 5146.24	\$ 6208.88
1	10		102"(2591mm)	TARA-60A2- S BNNN	2565.69	3115.96	2862.92	3413.19	4819.97	5820.85	5433.20	6561.10
1	12		108"(2743mm)	TARA-60A8- S BNNN	2720.85	3289.48	3035.58	3604.21	5063.48	6122.49	5720.59	6916.15
1	12		114"(2896mm)	TARA-60B4- S BNNN	2876.01	3463.00	3208.24	3795.23	5307.34	6426.55	6008.40	7274.04
1	12		120"(3048mm)	TARA-60C0- S BNNN	3031.17	3636.52	3380.90	3986.25	5551.56	6733.02	6296.63	7634.76
2	12		126"(3200mm)	TARA-60C6- S BNNN	4179.97	4838.91	4547.20	5206.14	7868.74	9836.79	8657.88	10793.19
2	12		132"(3353mm)	TARA-60D2- S BNNN	4366.28	5043.58	4751.01	5428.31	8144.81	10173.02	8978.11	11184.49
2	14		138"(3505mm)	TARA-60D8- S BNNN	4552.59	5248.25	4954.82	5650.48	8421.24	10511.66	9298.77	11578.63
2	14		144"(3658mm)	TARA-60E4- S BNNN	4738.90	5452.92	5158.63	5872.65	8698.03	10852.72	9619.84	11975.59
2	14		150"(3810mm)	TARA-60F0- S BNNN	4925.21	5657.59	5362.44	6094.82	8975.17	11196.20	9941.34	12375.39
2	14		156"(3962mm)	TARA-60F6- S BNNN	5111.52	5862.26	5566.25	6316.99	9252.66	11542.10	10263.26	12778.03
2	16		162"(4115mm)	TARA-60G2- S BNNN	5297.83	6066.93	5770.06	6539.16	9530.51	11890.42	10585.61	13183.50
2	16		168"(4267mm)	TARA-60G8- S BNNN	5484.14	6271.60	5973.87	6761.33	9808.72	12241.16	10908.38	13591.80
2	16		174"(4420mm)	TARA-60H4- S BNNN	5670.45	6476.27	6177.68	6983.50	10087.27	12594.31	11231.57	14002.94
2	16		180"(4572mm)	TARA-60J0- S BNNN	5856.76	6680.94	6381.49	7205.67	10366.18	12949.89	11555.19	14416.91
3	16		186"(4724mm)	TARA-60J6- S BNNN	5879.23	6946.21	6421.46	7488.44	11239.98	13326.72	12473.76	14852.54
3	18		192"(4877mm)	TARA-60K2- S BNNN	6065.54	7150.88	6625.27	7710.61	11519.60	13677.81	12798.22	15262.86
3	18		198"(5029mm)	TARA-60K8- S BNNN	6251.85	7355.55	6829.08	7932.78	11799.57	14031.32	13123.10	15676.01
3	18		204"(5182mm)	TARA-60L4- S BNNN	6438.16	7560.22	7032.89	8154.95	12079.90	14387.26	13448.41	16092.00
3	18		210"(5334mm)	TARA-60M0- S BNNN	6624.47	7764.89	7236.70	8377.12	12360.58	14745.61	13774.15	16510.82
3	20		216"(5486mm)	TARA-60M6- S BNNN	6810.78	7969.56	7440.51	8599.29	12641.62	15106.38	14100.30	16932.47
3	20		222"(5639mm)	TARA-60N2- S BNNN	6997.09	8174.23	7644.32	8821.46	12923.01	15469.57	14426.88	17356.96
3	20		228"(5791mm)	TARA-60N8- S BNNN	7183.40	8378.90	7848.13	9043.63	13204.76	15835.18	14753.88	17784.28
3	20		234"(5944mm)	TARA-60P4- S BNNN	7369.71	8583.57	8051.94	9265.80	13486.86	16203.21	15081.31	18214.44
3	20		240"(6096mm)	TARA-60Q0- S BNNN	7556.02	8788.24	8255.75	9487.97	13769.31	16573.66	15409.16	18647.43
3	22		246"(6248mm)	TARA-60Q6- S BNNN	7742.33	8992.91	8459.56	9710.14	14052.12	16946.53	15737.43	19083.25
3	22		252"(6401mm)	TARA-60R2- S BNNN	7928.64	9197.58	8663.37	9932.31	14335.28	17321.81	16066.13	19521.91
3	22		258"(6553mm)	TARA-60R8- S BNNN	8114.95	9402.25	8867.18	10154.48	14618.80	17699.52	16395.25	19963.40
3	22		264"(6706mm)	TARA-60S4- S BNNN	8301.26	9606.92	9070.99	10376.65	14902.67	18079.65	16724.79	20407.73
3	24		270"(6858mm)	TARA-60T0- S BNNN	8487.57	9811.59	9274.80	10598.82	15186.89	18462.19	17054.76	20854.89

\*Recommended seating capacity based upon 27"(687mm) per chair.

This page intentionally blank

# Planes Conference Table Top — Pebble (for use with Column Base)

Laminate or Wood



TARP

### Features

- Includes 1.18”(30mm) thick top(s).
- Laminate top with 3mm edgeband or knife edge, or wood veneer top with 3mm wood edgeband or knife edge on user edges. Multiple piece tops are 1mm edgeband at the seams.
- Table top seams are 1mm edgeband.
- **Requires separately specified Column Base and J Channels.**
- Optional power modules are separately specified.
- Depth and width shown in nominal dimensions.

### Specification Tips

- Multiple piece conference tops have equal sized pieces and are shipped unassembled.
- Conference Top requires separately specified components for Column Base:
  - Column Frame
  - Column Base Plate
  - Cladding (4) pieces per each Column Frame
- Conference Top requires separately specified J Channels for support and load purposes.
- Cutouts are optional. If specified they are factory installed.
- Each cutout requires a separately specified flip top unit electrical module.
- Separately specified Planes grommets are available for field installation.
- For separately specified required components refer to the **Component Specification Overview** located in the front of the price list; see Planes Conference Table Tops (for use with Column Base).

### 3 Cutout Options

Cutout	1 Piece	2 Piece	3 Piece
F	\$43.24	\$ 86.48	\$129.72
V	\$86.48	\$172.96	\$259.44
J	\$43.24	\$ 86.48	\$129.72
K	\$86.48	\$172.96	\$259.44
M	\$43.24	\$ 86.48	\$129.72
P	\$86.48	\$172.96	\$259.44
Q	\$43.24	\$ 86.48	\$129.72
T	\$86.48	\$172.96	\$259.44

### To Order, Specify:

1) Product number, including;

#### 1 Surface Options:

- L** Laminate
- W** Wood

#### 2 Edge Options:

Laminate:

- J** Edgeband
- F** Knife

Wood:

- K** Wood Edgeband
- U** Knife

#### 3 Cutout Options:

- N** No Cutout
- F** Center, Single-Sided/4 outlets, see chart for upcharge
- V** Left/Right, Single-Sided/4 outlets, see chart for upcharge
- J** Center, Single-Sided/6 outlets, see chart for upcharge
- K** Left/Right, Single-Sided/6 outlets, see chart for upcharge
- M** Center, Double-Sided/8 outlets, see chart for upcharge
- P** Left/Right, Double-Sided/8 outlets, see chart for upcharge
- Q** Center, Double-Sided/12 outlets, see chart for upcharge
- T** Left/Right, Double-Sided/12 outlets, see chart for upcharge

2) Laminate surface color or wood finish color.

3) Edgeband trim color (laminate only).

# Planes Conference Table Top — Pebble (for use with Column Base)

Laminate or Wood

No. of Pieces	Seating Capacity*	Depth	Width	Number ① ② ③	Laminate A		Laminate B		Wood Group A		Wood Group B	
					J	F	J	F	K	U	K	U
1	8	42"(1067mm)	96"(2438mm)	TARP-4296- S BNNN	\$1671.81	\$2148.64	\$1867.54	\$2344.37	\$ 2693.08	\$ 3395.85	\$ 3061.17	\$ 3868.16
1	8		102"(2591mm)	TARP-42A2- S BNNN	1781.43	2276.62	1989.41	2484.60	2867.99	3623.73	3267.67	4136.30
1	10		108"(2743mm)	TARP-42A8- S BNNN	1891.05	2404.60	2111.28	\$2624.83	3043.26	3854.03	3474.59	4407.27
1	10		114"(2896mm)	TARP-42B4- S BNNN	2000.67	2532.58	2233.15	2765.06	3218.89	4086.75	3681.93	4681.08
1	10		120"(3048mm)	TARP-42C0- S BNNN	2110.29	2660.56	2355.02	2905.29	3394.86	4321.88	3889.70	4957.72
2	10		126"(3200mm)	TARP-42C6- S BNNN	2914.54	3518.40	3171.52	3775.38	5176.55	6373.11	5703.24	7050.86
2	10		132"(3353mm)	TARP-42D2- S BNNN	3055.31	3677.53	3324.54	3946.76	5384.38	6637.99	5943.00	7358.08
2	12		138"(3505mm)	TARP-42D8- S BNNN	3196.08	3836.66	3477.56	4118.14	5592.57	6905.29	6183.19	7668.13
2	12		144"(3658mm)	TARP-42E4- S BNNN	3336.85	3995.79	3630.58	4289.52	5801.12	7175.02	6423.80	7981.02
2	12		150"(3810mm)	TARP-42F0- S BNNN	3477.62	4154.92	3783.60	4460.90	6010.02	7447.16	6664.83	8296.74
2	12		156"(3962mm)	TARP-42F6- S BNNN	3618.39	4314.05	3936.62	4632.28	6219.27	7721.72	6906.29	8615.29
2	14		162"(4115mm)	TARP-42G2- S BNNN	3759.16	4473.18	4089.64	4803.66	6428.88	7998.70	7148.17	8936.68
2	14		168"(4267mm)	TARP-42G8- S BNNN	3899.93	4632.31	4242.66	4975.04	6638.84	8278.10	7390.48	9260.90
2	14		174"(4420mm)	TARP-42H4- S BNNN	4040.70	4791.44	4395.68	5146.42	6849.15	8559.92	7633.20	9587.96
2	14		180"(4572mm)	TARP-42J0- S BNNN	4181.47	4950.57	4548.70	5317.80	7059.82	8844.15	7876.35	9917.85
3	14		186"(4724mm)	TARP-42J6- S BNNN	4337.81	5170.30	4717.29	5549.78	7449.52	9149.64	8298.60	10269.40
3	16		192"(4877mm)	TARP-42K2- S BNNN	4478.58	5329.43	4870.31	5721.16	7660.90	9429.40	8542.60	10595.64
3	16		198"(5029mm)	TARP-42K8- S BNNN	4619.35	5488.56	5023.33	5892.54	7872.63	9711.57	8787.02	10924.71
3	16		204"(5182mm)	TARP-42L4- S BNNN	4760.12	5647.69	5176.35	6063.92	8084.72	9996.17	9031.86	11256.62
3	16		210"(5334mm)	TARP-42M0- S BNNN	4900.89	5806.82	5329.37	6235.30	8297.16	10283.18	9277.13	11591.36
3	18		216"(5486mm)	TARP-42M6- S BNNN	5041.66	5965.95	5482.39	6406.68	8509.95	10572.61	9522.82	11928.93
3	18		222"(5639mm)	TARP-42N2- S BNNN	5182.43	6125.08	5635.41	6578.06	8723.10	10864.46	9768.94	12269.34
3	18		228"(5791mm)	TARP-42N8- S BNNN	5323.20	6284.21	5788.43	6749.44	8936.61	11158.74	10015.47	12612.58
3	18		234"(5944mm)	TARP-42P4- S BNNN	5463.97	6443.34	5941.45	6920.82	9150.46	11455.43	10262.43	12958.65
3	18		240"(6096mm)	TARP-42Q0- S BNNN	5604.74	6602.47	6094.47	7092.20	9364.68	11754.54	10509.82	13307.56
3	20		246"(6248mm)	TARP-42Q6- S BNNN	5745.51	6761.60	6247.49	7263.58	9579.24	12056.06	10757.63	13659.31
3	20		252"(6401mm)	TARP-42R2- S BNNN	5886.28	6920.73	6400.51	7434.96	9794.16	12360.01	11005.86	14013.88
3	20		258"(6553mm)	TARP-42R8- S BNNN	6027.05	7079.86	6553.53	7606.34	10009.44	12666.38	11254.51	14371.29
3	20		264"(6706mm)	TARP-42S4- S BNNN	6167.82	7238.99	6706.55	7777.72	10225.07	12975.17	11503.59	14731.54
3	22		270"(6858mm)	TARP-42T0- S BNNN	6308.59	7398.12	6859.57	7949.10	10441.05	13286.37	11753.09	15094.62
1	8	48"(1219mm)	96"(2438mm)	TARP-4896- S BNNN	\$1918.05	\$2413.24	\$2141.78	\$2636.97	\$ 3066.87	\$ 3797.83	\$ 3502.08	\$ 4341.78
1	8		102"(2591mm)	TARP-48A2- S BNNN	2042.85	2556.40	2280.58	2794.13	3264.54	4049.49	3735.39	4637.95
1	10		108"(2743mm)	TARP-48A8- S BNNN	2167.65	2699.56	2419.38	2951.29	3462.55	4303.57	3969.14	4936.95
1	10		114"(2896mm)	TARP-48B4- S BNNN	2292.45	2842.72	2558.18	3108.45	3660.92	4560.06	4203.30	5238.78
1	10		120"(3048mm)	TARP-48C0- S BNNN	2417.25	2985.88	2696.98	3265.61	3859.65	4818.98	4437.89	5543.45
2	10		126"(3200mm)	TARP-48C6- S BNNN	3336.35	3958.57	3630.08	4252.30	5819.83	7221.05	6434.00	7991.69
2	10		132"(3353mm)	TARP-48D2- S BNNN	3492.30	4132.88	3800.03	4440.61	6050.41	7509.72	6700.59	8326.94
2	12		138"(3505mm)	TARP-48D8- S BNNN	3648.25	4307.19	3969.98	4628.92	6281.35	7800.80	6967.60	8665.01
2	12		144"(3658mm)	TARP-48E4- S BNNN	3804.20	4481.50	4139.93	4817.23	6512.64	8094.30	7235.03	9005.93
2	12		150"(3810mm)	TARP-48F0- S BNNN	3960.15	4655.81	4309.88	5005.54	6744.28	8390.22	7502.89	9349.68
2	12		156"(3962mm)	TARP-48F6- S BNNN	4116.10	4830.12	4479.83	5193.85	6976.28	8688.56	7771.17	9696.26
2	14		162"(4115mm)	TARP-48G2- S BNNN	4272.05	5004.43	4649.78	5382.16	7208.64	8989.32	8039.87	10045.67
2	14		168"(4267mm)	TARP-48G8- S BNNN	4428.00	5178.74	4819.73	5570.47	7441.35	9292.50	8308.99	10397.92
2	14		174"(4420mm)	TARP-48H4- S BNNN	4583.95	5353.05	4989.68	5758.78	7674.41	9598.10	8578.54	10753.00
2	14		180"(4572mm)	TARP-48J0- S BNNN	4739.90	5527.36	5159.63	5947.09	7907.83	9906.12	8848.52	11110.92
3	14		186"(4724mm)	TARP-48J6- S BNNN	4911.42	5762.27	5345.15	6196.00	8458.89	10235.38	9436.20	11490.50
3	16		192"(4877mm)	TARP-48K2- S BNNN	5067.37	5936.58	5515.10	6384.31	8693.01	10538.92	9707.02	11844.76
3	16		198"(5029mm)	TARP-48K8- S BNNN	5223.32	6110.89	5685.05	6572.62	8927.49	10844.87	9978.26	12201.86
3	16		204"(5182mm)	TARP-48L4- S BNNN	5379.27	6285.20	5855.00	6760.93	9162.33	11153.25	10249.93	12561.80
3	16		210"(5334mm)	TARP-48M0- S BNNN	5535.22	6459.51	6024.95	6949.24	9397.52	11464.04	10522.02	12924.56
3	18		216"(5486mm)	TARP-48M6- S BNNN	5691.17	6633.82	6194.90	7137.55	9633.06	11777.25	10794.53	13290.16
3	18		222"(5639mm)	TARP-48N2- S BNNN	5847.12	6808.13	6364.85	7325.86	9868.95	12092.88	11067.47	13658.60
3	18		228"(5791mm)	TARP-48N8- S BNNN	6003.07	6982.44	6534.80	7514.17	10105.21	12410.93	11340.83	14029.86
3	18		234"(5944mm)	TARP-48P4- S BNNN	6159.02	7156.75	6704.75	7702.48	10341.81	12731.40	11614.61	14403.97
3	18		240"(6096mm)	TARP-48Q0- S BNNN	6314.97	7331.06	6874.70	7890.79	10578.77	13054.29	11888.82	14780.90
3	20		246"(6248mm)	TARP-48Q6- S BNNN	6470.92	7505.37	7044.65	8079.10	10816.08	13379.60	12163.45	15160.67
3	20		252"(6401mm)	TARP-48R2- S BNNN	6626.87	7679.68	7214.60	8267.41	11053.75	13707.33	12438.50	15543.28
3	20		258"(6553mm)	TARP-48R8- S BNNN	6782.82	7853.99	7384.55	8455.72	11291.77	14037.48	12713.97	15928.71
3	20		264"(6706mm)	TARP-48S4- S BNNN	6938.77	8028.30	7554.50	8644.03	11530.15	14370.04	12989.87	16316.99
3	22		270"(6858mm)	TARP-48T0- S BNNN	7094.72	8202.61	7724.45	8832.34	11768.88	14705.03	13266.20	16708.09

\*Recommended seating capacity based upon 27"(687mm) per chair.



# Planes Conference Table Top — Pebble (for use with Column Base)

Laminate or Wood

No. of Pieces	Seating Capacity*	Depth	Width	Number ① ② ③	Laminate A		Laminate B		Wood Group A		Wood Group B	
					J	F	J	F	K	U	K	U
1	10	54"(1372mm)	96"(2438mm)	TARP-5496-■ ■ ■ S BNNN	\$2164.29	\$2677.84	\$2416.02	\$ 2929.57	\$ 4128.27	\$ 5039.28	\$ 4630.58	\$ 5654.87
1	10		102"(2591mm)	TARP-54A2-■ ■ ■ S BNNN	2304.27	2836.18	2571.75	3103.66	4348.68	5314.72	4890.72	5979.07
1	12		108"(2743mm)	TARP-54A8-■ ■ ■ S BNNN	2444.25	2994.52	2727.48	3277.75	4569.44	5592.57	5151.29	6306.09
1	12		114"(2896mm)	TARP-54B4-■ ■ ■ S BNNN	2584.23	3152.86	2883.21	3451.84	4790.56	5872.85	5412.27	6635.95
1	12		120"(3048mm)	TARP-54C0-■ ■ ■ S BNNN	2724.21	3311.20	3038.94	3625.93	5012.03	6155.54	5673.68	6968.65
2	12		126"(3200mm)	TARP-54C6-■ ■ ■ S BNNN	3758.16	4398.74	4088.64	4729.22	7150.71	8908.47	7852.37	9771.99
2	12		132"(3353mm)	TARP-54D2-■ ■ ■ S BNNN	3929.29	4588.23	4275.52	4934.46	7404.04	9220.91	8145.78	10135.26
2	14		138"(3505mm)	TARP-54D8-■ ■ ■ S BNNN	4100.42	4777.72	4462.40	5139.70	7657.72	9535.77	8439.61	10501.37
2	14		144"(3658mm)	TARP-54E4-■ ■ ■ S BNNN	4271.55	4967.21	4649.28	5344.94	7911.76	9853.06	8733.86	10870.31
2	14		150"(3810mm)	TARP-54F0-■ ■ ■ S BNNN	4442.68	5156.70	4836.16	5550.18	8166.15	10172.76	9028.54	11242.08
2	14		156"(3962mm)	TARP-54F6-■ ■ ■ S BNNN	4613.81	5346.19	5023.04	5755.42	8420.90	10494.88	9323.64	11616.69
2	16		162"(4115mm)	TARP-54G2-■ ■ ■ S BNNN	4784.94	5535.68	5209.92	5960.66	8676.00	10819.42	9619.16	11994.13
2	16		168"(4267mm)	TARP-54G8-■ ■ ■ S BNNN	4956.07	5725.17	5396.80	6165.90	8931.46	11146.37	9915.11	12374.41
2	16		174"(4420mm)	TARP-54H4-■ ■ ■ S BNNN	5127.20	5914.66	5583.68	6371.14	9187.27	11475.75	10211.48	12757.52
2	16		180"(4572mm)	TARP-54J0-■ ■ ■ S BNNN	5298.33	6104.15	5770.56	6576.38	9443.43	11807.55	10508.28	13143.46
3	16		186"(4724mm)	TARP-54J6-■ ■ ■ S BNNN	5395.33	6354.24	5883.31	6842.22	10155.86	12160.59	11261.40	13551.07
3	18		192"(4877mm)	TARP-54K2-■ ■ ■ S BNNN	5566.46	6543.73	6070.19	7047.46	10412.73	12487.91	11559.04	13933.36
3	18		198"(5029mm)	TARP-54K8-■ ■ ■ S BNNN	5737.59	6733.22	6257.07	7252.70	10669.96	12817.64	11857.11	14318.48
3	18		204"(5182mm)	TARP-54L4-■ ■ ■ S BNNN	5908.72	6922.71	6443.95	7457.94	10927.54	13149.80	12155.60	14706.44
3	18		210"(5334mm)	TARP-54M0-■ ■ ■ S BNNN	6079.85	7112.20	6630.83	7663.18	11185.47	13484.37	12454.51	15097.24
3	20		216"(5486mm)	TARP-54M6-■ ■ ■ S BNNN	6250.98	7301.69	6817.71	7868.42	11443.76	13821.36	12753.84	15490.86
3	20		222"(5639mm)	TARP-54N2-■ ■ ■ S BNNN	6422.11	7491.18	7004.59	8073.66	11702.41	14160.77	13053.60	15887.32
3	20		228"(5791mm)	TARP-54N8-■ ■ ■ S BNNN	6593.24	7680.67	7191.47	8278.90	11961.41	14502.60	13353.78	16286.62
3	20		234"(5944mm)	TARP-54P4-■ ■ ■ S BNNN	6764.37	7870.16	7378.35	8484.14	12220.76	14846.85	13654.38	16688.75
3	20		240"(6096mm)	TARP-54Q0-■ ■ ■ S BNNN	6935.50	8059.65	7565.23	8689.38	12480.47	15193.52	13955.41	17093.71
3	22		246"(6248mm)	TARP-54Q6-■ ■ ■ S BNNN	7106.63	8249.14	7752.11	8894.62	12740.53	15542.61	14256.86	17501.51
3	22		252"(6401mm)	TARP-54R2-■ ■ ■ S BNNN	7277.76	8438.63	7938.99	9099.86	13000.94	15894.12	14558.74	17912.14
3	22		258"(6553mm)	TARP-54R8-■ ■ ■ S BNNN	7448.89	8628.12	8125.87	9305.10	13261.71	16248.04	14861.04	18325.60
3	22		264"(6706mm)	TARP-54S4-■ ■ ■ S BNNN	7620.02	8817.61	8312.75	9510.34	13522.83	16604.39	15163.76	18741.90
3	24		270"(6858mm)	TARP-54T0-■ ■ ■ S BNNN	7791.15	9007.10	8499.63	9715.58	13784.31	16963.15	15466.90	19161.03
1	10	60"(1524mm)	96"(2438mm)	TARP-6096-■ ■ ■ S BNNN	\$2410.53	\$2942.44	\$2690.26	\$ 3222.17	\$ 4576.81	\$ 5521.64	\$ 5146.24	\$ 6208.88
1	10		102"(2591mm)	TARP-60A2-■ ■ ■ S BNNN	2565.69	3115.96	2862.92	3413.19	4819.97	5820.85	5433.20	6561.10
1	12		108"(2743mm)	TARP-60A8-■ ■ ■ S BNNN	2720.85	3289.48	3035.58	3604.21	5063.48	6122.49	5720.59	6916.15
1	12		114"(2896mm)	TARP-60B4-■ ■ ■ S BNNN	2876.01	3463.00	3208.24	3795.23	5307.34	6426.55	6008.40	7274.04
1	12		120"(3048mm)	TARP-60C0-■ ■ ■ S BNNN	3031.17	3636.52	3380.90	3986.25	5551.56	6733.02	6296.63	7634.76
2	12		126"(3200mm)	TARP-60C6-■ ■ ■ S BNNN	4179.97	4838.91	4547.20	5206.14	7868.74	9836.79	8657.88	10793.19
2	12		132"(3353mm)	TARP-60D2-■ ■ ■ S BNNN	4366.28	5043.58	4751.01	5428.31	8144.81	10173.02	8978.11	11184.49
2	14		138"(3505mm)	TARP-60D8-■ ■ ■ S BNNN	4552.59	5248.25	4954.82	5650.48	8421.24	10511.66	9298.77	11578.63
2	14		144"(3658mm)	TARP-60E4-■ ■ ■ S BNNN	4738.90	5452.92	5158.63	5872.65	8698.03	10852.72	9619.84	11975.59
2	14		150"(3810mm)	TARP-60F0-■ ■ ■ S BNNN	4925.21	5657.59	5362.44	6094.82	8975.17	11196.20	9941.34	12375.39
2	14		156"(3962mm)	TARP-60F6-■ ■ ■ S BNNN	5111.52	5862.26	5566.25	6316.99	9252.66	11542.10	10263.26	12778.03
2	16		162"(4115mm)	TARP-60G2-■ ■ ■ S BNNN	5297.83	6066.93	5770.06	6539.16	9530.51	11890.42	10585.61	13183.50
2	16		168"(4267mm)	TARP-60G8-■ ■ ■ S BNNN	5484.14	6271.60	5973.87	6761.33	9808.72	12241.16	10908.38	13591.80
2	16		174"(4420mm)	TARP-60H4-■ ■ ■ S BNNN	5670.45	6476.27	6177.68	6983.50	10087.27	12594.31	11231.57	14002.94
2	16		180"(4572mm)	TARP-60J0-■ ■ ■ S BNNN	5856.76	6680.94	6381.49	7205.67	10366.18	12949.89	11555.19	14416.91
3	16		186"(4724mm)	TARP-60J6-■ ■ ■ S BNNN	5879.23	6946.21	6421.46	7488.44	11239.98	13326.72	12473.76	14852.54
3	18		192"(4877mm)	TARP-60K2-■ ■ ■ S BNNN	6065.54	7150.88	6625.27	7710.61	11519.60	13677.81	12798.22	15262.86
3	18		198"(5029mm)	TARP-60K8-■ ■ ■ S BNNN	6251.85	7355.55	6829.08	7932.78	11799.57	14031.32	13123.10	15676.01
3	18		204"(5182mm)	TARP-60L4-■ ■ ■ S BNNN	6438.16	7560.22	7032.89	8154.95	12079.90	14387.26	13448.41	16092.00
3	18		210"(5334mm)	TARP-60M0-■ ■ ■ S BNNN	6624.47	7764.89	7236.70	8377.12	12360.58	14745.61	13774.15	16510.82
3	20		216"(5486mm)	TARP-60M6-■ ■ ■ S BNNN	6810.78	7969.56	7440.51	8599.29	12641.62	15106.38	14100.30	16932.47
3	20		222"(5639mm)	TARP-60N2-■ ■ ■ S BNNN	6997.09	8174.23	7644.32	8821.46	12923.01	15469.57	14426.88	17356.96
3	20		228"(5791mm)	TARP-60N8-■ ■ ■ S BNNN	7183.40	8378.90	7848.13	9043.63	13204.76	15835.18	14753.88	17784.28
3	20		234"(5944mm)	TARP-60P4-■ ■ ■ S BNNN	7369.71	8583.57	8051.94	9265.80	13486.86	16203.21	15081.31	18214.44
3	20		240"(6096mm)	TARP-60Q0-■ ■ ■ S BNNN	7556.02	8788.24	8255.75	9487.97	13769.31	16573.66	15409.16	18647.43
3	22		246"(6248mm)	TARP-60Q6-■ ■ ■ S BNNN	7742.33	8992.91	8459.56	9710.14	14052.12	16946.53	15737.43	19083.25
3	22		252"(6401mm)	TARP-60R2-■ ■ ■ S BNNN	7928.64	9197.58	8663.37	9932.31	14335.28	17321.81	16066.13	19521.91
3	22		258"(6553mm)	TARP-60R8-■ ■ ■ S BNNN	8114.95	9402.25	8867.18	10154.48	14618.80	17699.52	16395.25	19963.40
3	22		264"(6706mm)	TARP-60S4-■ ■ ■ S BNNN	8301.26	9606.92	9070.99	10376.65	14902.67	18079.65	16724.79	20407.73
3	24		270"(6858mm)	TARP-60T0-■ ■ ■ S BNNN	8487.57	9811.59	9274.80	10598.82	15186.89	18462.19	17054.76	20854.89

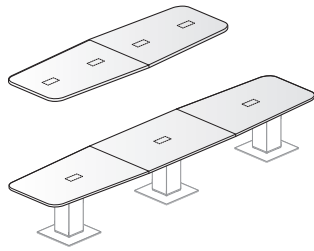
\*Recommended seating capacity based upon 27"(687mm) per chair.

This page intentionally blank



# Planes Conference Table Top — Hexagon (for use with Column Base)

Laminate or Wood



TARX

### Features

- Includes 1.18”(30mm) thick top(s).
- Laminate top with 3mm edgeband or knife edge, or wood veneer top with 3mm wood edgeband or knife edge on user edges. Multiple piece tops are 1mm edgeband at the seams.
- Table top seams are 1mm edgeband.
- **Requires separately specified Column Base and J Channels.**
- Optional power modules are separately specified.
- Depth and width shown in nominal dimensions.

### Specification Tips

- Multiple piece conference tops have equal sized pieces and are shipped unassembled.
- Conference Top requires separately specified components for Column Base:
  - Column Frame
  - Column Base Plate
  - Cladding (4) pieces per each Column Frame
- Conference Top requires separately specified J Channels for support and load purposes.
- Cutouts are optional. If specified they are factory installed.
- Each cutout requires a separately specified flip top unit electrical module.
- Separately specified Planes grommets are available for field installation.
- For separately specified required components refer to the **Component Specification Overview** located in the front of the price list; see Planes Conference Table Tops (for use with Column Base).

### 3 Cutout Options

Cutout	1 Piece	2 Piece	3 Piece
F	\$43.24	\$ 86.48	\$129.72
V	\$86.48	\$172.96	\$259.44
J	\$43.24	\$ 86.48	\$129.72
K	\$86.48	\$172.96	\$259.44
M	\$43.24	\$ 86.48	\$129.72
P	\$86.48	\$172.96	\$259.44
Q	\$43.24	\$ 86.48	\$129.72
T	\$86.48	\$172.96	\$259.44

### To Order, Specify:

1) Product number, including;

#### 1 Surface Options:

- L** Laminate
- W** Wood

#### 2 Edge Options:

Laminate:

- J** Edgeband
- F** Knife

Wood:

- K** Wood Edgeband
- U** Knife

#### 3 Cutout Options:

- N** No Cutout
- F** Center, Single-Sided/4 outlets, see chart for upcharge
- V** Left/Right, Single-Sided/4 outlets, see chart for upcharge
- J** Center, Single-Sided/6 outlets, see chart for upcharge
- K** Left/Right, Single-Sided/6 outlets, see chart for upcharge
- M** Center, Double-Sided/8 outlets, see chart for upcharge
- P** Left/Right, Double-Sided/8 outlets, see chart for upcharge
- Q** Center, Double-Sided/12 outlets, see chart for upcharge
- T** Left/Right, Double-Sided/12 outlets, see chart for upcharge

2) Laminate surface color or wood finish color.

3) Edgeband trim color (laminate only).

# Planes Conference Table Top — Hexagon (for use with Column Base)

Laminate or Wood

No. of Pieces	Seating Capacity*	Depth	Width	Number ① ② ③	Laminate A		Laminate B		Wood Group A		Wood Group B	
					J	F	J	F	K	U	K	U
1	8	42"(1067mm)	96"(2438mm)	TARX-4296- S BNNN	\$1671.81	\$2148.64	\$1867.54	\$2344.37	\$ 2693.08	\$ 3395.85	\$ 3061.17	\$ 3868.16
1	8		102"(2591mm)	TARX-42A2- S BNNN	1781.43	2276.62	1989.41	2484.60	2867.99	3623.73	3267.67	4136.30
1	10		108"(2743mm)	TARX-42A8- S BNNN	1891.05	2404.60	2111.28	2624.83	3043.26	3854.03	3474.59	4407.27
1	10		114"(2896mm)	TARX-42B4- S BNNN	2000.67	2532.58	2233.15	2765.06	3218.89	4086.75	3681.93	4681.08
1	10		120"(3048mm)	TARX-42C0- S BNNN	2110.29	2660.56	2355.02	2905.29	3394.86	4321.88	3889.70	4957.72
2	10		126"(3200mm)	TARX-42C6- S BNNN	2914.54	3518.40	3171.52	3775.38	5176.55	6373.11	5703.24	7050.86
2	10		132"(3353mm)	TARX-42D2- S BNNN	3055.31	3677.53	3324.54	3946.76	5384.38	6637.99	5943.00	7358.08
2	12		138"(3505mm)	TARX-42D8- S BNNN	3196.08	3836.66	3477.56	4118.14	5592.57	6905.29	6183.19	7668.13
2	12		144"(3658mm)	TARX-42E4- S BNNN	3336.85	3995.79	3630.58	4289.52	5801.12	7175.02	6423.80	7981.02
2	12		150"(3810mm)	TARX-42F0- S BNNN	3477.62	4154.92	3783.60	4460.90	6010.02	7447.16	6664.83	8296.74
2	12		156"(3962mm)	TARX-42F6- S BNNN	3618.39	4314.05	3936.62	4632.28	6219.27	7721.72	6906.29	8615.29
2	14		162"(4115mm)	TARX-42G2- S BNNN	3759.16	4473.18	4089.64	4803.66	6428.88	7998.70	7148.17	8936.68
2	14		168"(4267mm)	TARX-42G8- S BNNN	3899.93	4632.31	4242.66	4975.04	6638.84	8278.10	7390.48	9260.90
2	14		174"(4420mm)	TARX-42H4- S BNNN	4040.70	4791.44	4395.68	5146.42	6849.15	8559.92	7633.20	9587.96
2	14		180"(4572mm)	TARX-42J0- S BNNN	4181.47	4950.57	4548.70	5317.80	7059.82	8844.15	7876.35	9917.85
3	14		186"(4724mm)	TARX-42J6- S BNNN	4337.81	5170.30	4717.29	5549.78	7449.52	9149.64	8298.60	10269.40
3	16		192"(4877mm)	TARX-42K2- S BNNN	4478.58	5329.43	4870.31	5721.16	7660.90	9429.40	8542.60	10595.64
3	16		198"(5029mm)	TARX-42K8- S BNNN	4619.35	5488.56	5023.33	5892.54	7872.63	9711.57	8787.02	10924.71
3	16		204"(5182mm)	TARX-42L4- S BNNN	4760.12	5647.69	5176.35	6063.92	8084.72	9996.17	9031.86	11256.62
3	16		210"(5334mm)	TARX-42M0- S BNNN	4900.89	5806.82	5329.37	6235.30	8297.16	10283.18	9277.13	11591.36
3	18		216"(5486mm)	TARX-42M6- S BNNN	5041.66	5965.95	5482.39	6406.68	8509.95	10572.61	9522.82	11928.93
3	18		222"(5639mm)	TARX-42N2- S BNNN	5182.43	6125.08	5635.41	6578.06	8723.10	10864.46	9768.94	12269.34
3	18		228"(5791mm)	TARX-42N8- S BNNN	5323.20	6284.21	5788.43	6749.44	8936.61	11158.74	10015.47	12612.58
3	18		234"(5944mm)	TARX-42P4- S BNNN	5463.97	6443.34	5941.45	6920.82	9150.46	11455.43	10262.43	12958.65
3	18		240"(6096mm)	TARX-42Q0- S BNNN	5604.74	6602.47	6094.47	7092.20	9364.68	11754.54	10509.82	13307.56
3	20		246"(6248mm)	TARX-42Q6- S BNNN	5745.51	6761.60	6247.49	7263.58	9579.24	12056.06	10757.63	13659.31
3	20		252"(6401mm)	TARX-42R2- S BNNN	5886.28	6920.73	6400.51	7434.96	9794.16	12360.01	11005.86	14013.88
3	20		258"(6553mm)	TARX-42R8- S BNNN	6027.05	7079.86	6553.53	7606.34	10009.44	12666.38	11254.51	14371.29
3	20		264"(6706mm)	TARX-42S4- S BNNN	6167.82	7238.99	6706.55	7777.72	10225.07	12975.17	11503.59	14731.54
3	22		270"(6858mm)	TARX-42T0- S BNNN	6308.59	7398.12	6859.57	7949.10	10441.05	13286.37	11753.09	15094.62
1	8	48"(1219mm)	96"(2438mm)	TARX-4896- S BNNN	\$1918.05	\$2413.24	\$2141.78	\$2636.97	\$ 3066.87	\$ 3797.83	\$ 3502.08	\$ 4341.78
1	8		102"(2591mm)	TARX-48A2- S BNNN	2042.85	2556.40	2280.58	2794.13	3264.54	4049.49	3735.39	4637.95
1	10		108"(2743mm)	TARX-48A8- S BNNN	2167.65	2699.56	2419.38	2951.29	3462.55	4303.57	3969.14	4936.95
1	10		114"(2896mm)	TARX-48B4- S BNNN	2292.45	2842.72	2558.18	3108.45	3660.92	4506.06	4203.30	5238.78
1	10		120"(3048mm)	TARX-48C0- S BNNN	2417.25	2985.88	2696.98	3265.61	3859.65	4818.98	4437.89	5543.45
2	10		126"(3200mm)	TARX-48C6- S BNNN	3336.35	3958.57	3630.08	4252.30	5819.83	7221.05	6434.00	7991.69
2	10		132"(3353mm)	TARX-48D2- S BNNN	3492.30	4132.88	3800.03	4440.61	6050.41	7509.72	6700.59	8326.94
2	12		138"(3505mm)	TARX-48D8- S BNNN	3648.25	4307.19	3969.98	4628.92	6281.35	7800.80	6967.60	8665.01
2	12		144"(3658mm)	TARX-48E4- S BNNN	3804.20	4481.50	4139.93	4817.23	6512.64	8094.30	7235.03	9005.93
2	12		150"(3810mm)	TARX-48F0- S BNNN	3960.15	4655.81	4309.88	5005.54	6744.28	8390.22	7502.89	9349.68
2	12		156"(3962mm)	TARX-48F6- S BNNN	4116.10	4830.12	4479.83	5193.85	6976.28	8688.56	7771.17	9696.26
2	14		162"(4115mm)	TARX-48G2- S BNNN	4272.05	5004.43	4649.78	5382.16	7208.64	8989.32	8039.87	10045.67
2	14		168"(4267mm)	TARX-48G8- S BNNN	4428.00	5178.74	4819.73	5570.47	7441.35	9292.50	8308.99	10397.92
2	14		174"(4420mm)	TARX-48H4- S BNNN	4583.95	5353.05	4989.68	5758.78	7674.41	9598.10	8578.54	10753.00
2	14		180"(4572mm)	TARX-48J0- S BNNN	4739.90	5527.36	5159.63	5947.09	7907.83	9906.12	8848.52	11110.92
3	14		186"(4724mm)	TARX-48J6- S BNNN	4911.42	5762.27	5345.15	6196.00	8458.89	10235.38	9436.20	11490.50
3	16		192"(4877mm)	TARX-48K2- S BNNN	5067.37	5936.58	5515.10	6384.31	8693.01	10538.92	9707.02	11844.76
3	16		198"(5029mm)	TARX-48K8- S BNNN	5223.32	6110.89	5685.05	6572.62	8927.49	10844.87	9978.26	12201.86
3	16		204"(5182mm)	TARX-48L4- S BNNN	5379.27	6285.20	5855.00	6760.93	9162.33	11153.25	10249.93	12561.80
3	16		210"(5334mm)	TARX-48M0- S BNNN	5535.22	6459.51	6024.95	6949.24	9397.52	11464.04	10522.02	12924.56
3	18		216"(5486mm)	TARX-48M6- S BNNN	5691.17	6633.82	6194.90	7137.55	9633.06	11777.25	10794.53	13290.16
3	18		222"(5639mm)	TARX-48N2- S BNNN	5847.12	6808.13	6364.85	7325.86	9868.95	12092.88	11067.47	13658.60
3	18		228"(5791mm)	TARX-48N8- S BNNN	6003.07	6982.44	6534.80	7514.17	10105.21	12410.93	11340.83	14029.86
3	18		234"(5944mm)	TARX-48P4- S BNNN	6159.02	7156.75	6704.75	7702.48	10341.81	12731.40	11614.61	14403.97
3	18		240"(6096mm)	TARX-48Q0- S BNNN	6314.97	7331.06	6874.70	7890.79	10578.77	13054.29	11888.82	14780.90
3	20		246"(6248mm)	TARX-48Q6- S BNNN	6470.92	7505.37	7044.65	8079.10	10816.08	13379.60	12163.45	15160.67
3	20		252"(6401mm)	TARX-48R2- S BNNN	6626.87	7679.68	7214.60	8267.41	11053.75	13707.33	12438.50	15543.28
3	20		258"(6553mm)	TARX-48R8- S BNNN	6782.82	7853.99	7384.55	8455.72	11291.77	14037.48	12713.97	15928.71
3	20		264"(6706mm)	TARX-48S4- S BNNN	6938.77	8028.30	7554.50	8644.03	11530.15	14370.04	12989.87	16316.99
3	22		270"(6858mm)	TARX-48T0- S BNNN	7094.72	8202.61	7724.45	8832.34	11768.88	14705.03	13266.20	16708.09

\*Recommended seating capacity based upon 27"(687mm) per chair.

# Planes Conference Table Top — Hexagon (for use with Column Base)

Laminate or Wood

No. of Pieces	Seating Capacity*	Depth	Width	Number ① ② ③	Laminate A		Laminate B		Wood Group A		Wood Group B					
					J	F	J	F	K	U	K	U				
1	10	54"(1372mm)	96"(2438mm)	TARX-5496-	■	■	S	BNNN	\$2164.29	\$2677.84	\$2416.02	\$ 2929.57	\$ 4128.27	\$ 5039.28	\$ 4630.58	\$ 5654.87
1	10		102"(2591mm)	TARX-54A2-	■	■	S	BNNN	2304.27	\$2836.18	\$2571.75	\$ 3103.66	4348.68	5314.72	4890.72	5979.07
1	12		108"(2743mm)	TARX-54A8-	■	■	S	BNNN	2444.25	\$2994.52	\$2727.48	\$ 3277.75	4569.44	5592.57	5151.29	6306.09
1	12		114"(2896mm)	TARX-54B4-	■	■	S	BNNN	2584.23	\$3152.86	\$2883.21	\$ 3451.84	4790.56	5872.85	5412.27	6635.95
1	12		120"(3048mm)	TARX-54C0-	■	■	S	BNNN	2724.21	\$3311.20	\$3038.94	\$ 3625.93	5012.03	6155.54	5673.68	6968.65
2	12		126"(3200mm)	TARX-54C6-	■	■	S	BNNN	3758.16	\$4398.74	\$4088.64	\$ 4729.22	7150.71	8908.47	7852.37	9771.99
2	12		132"(3353mm)	TARX-54D2-	■	■	S	BNNN	3929.29	4588.23	4275.52	4934.46	7404.04	9220.91	8145.78	10135.26
2	12		138"(3505mm)	TARX-54D8-	■	■	S	BNNN	4100.42	4777.72	4462.40	5139.70	7657.72	9535.77	8439.61	10501.37
2	14		144"(3658mm)	TARX-54E4-	■	■	S	BNNN	4271.55	4967.21	4649.28	5344.94	7911.76	9853.06	8733.86	10870.31
2	14		150"(3810mm)	TARX-54F0-	■	■	S	BNNN	4442.68	5156.70	4836.16	5550.18	8166.15	10172.76	9028.54	11242.08
2	14		156"(3962mm)	TARX-54F6-	■	■	S	BNNN	4613.81	5346.19	5023.04	5755.42	8420.90	10494.88	9323.64	11616.69
2	16		162"(4115mm)	TARX-54G2-	■	■	S	BNNN	4784.94	5535.68	5209.92	5960.66	8676.00	10819.42	9619.16	11994.13
2	16		168"(4267mm)	TARX-54G8-	■	■	S	BNNN	4956.07	5725.17	5396.80	6165.90	8931.46	11146.37	9915.11	12374.41
2	16		174"(4420mm)	TARX-54H4-	■	■	S	BNNN	5127.20	5914.66	5583.68	6371.14	9187.27	11475.75	10211.48	12757.52
2	16		180"(4572mm)	TARX-54J0-	■	■	S	BNNN	5298.33	6104.15	5770.56	6576.38	9443.43	11807.55	10508.28	13143.46
3	16		186"(4724mm)	TARX-54J6-	■	■	S	BNNN	5395.33	6354.24	5883.31	6842.22	10155.86	12160.59	11261.40	13551.07
3	18		192"(4877mm)	TARX-54K2-	■	■	S	BNNN	5566.46	6543.73	6070.19	7047.46	10412.73	12487.91	11559.04	13933.36
3	18		198"(5029mm)	TARX-54K8-	■	■	S	BNNN	5737.59	6733.22	6257.07	7252.70	10669.96	12817.64	11857.11	14318.48
3	18		204"(5182mm)	TARX-54L4-	■	■	S	BNNN	5908.72	6922.71	6443.95	7457.94	10927.54	13149.80	12155.60	14706.44
3	18		210"(5334mm)	TARX-54M0-	■	■	S	BNNN	6079.85	7112.20	6630.83	7663.18	11185.47	13484.37	12454.51	15097.24
3	20		216"(5486mm)	TARX-54M6-	■	■	S	BNNN	6250.98	7301.69	6817.71	7868.42	11443.76	13821.36	12753.84	15490.86
3	20		222"(5639mm)	TARX-54N2-	■	■	S	BNNN	6422.11	7491.18	7004.59	8073.66	11702.41	14160.77	13053.60	15887.32
3	20		228"(5791mm)	TARX-54N8-	■	■	S	BNNN	6593.24	7680.67	7191.47	8278.90	11961.41	14502.60	13353.78	16286.62
3	20		234"(5944mm)	TARX-54P4-	■	■	S	BNNN	6764.37	7870.16	7378.35	8484.14	12220.76	14846.85	13654.38	16688.75
3	20		240"(6096mm)	TARX-54Q0-	■	■	S	BNNN	6935.50	8059.65	7565.23	8689.38	12480.47	15193.52	13955.41	17093.71
3	22		246"(6248mm)	TARX-54Q6-	■	■	S	BNNN	7106.63	8249.14	7752.11	8894.62	12740.53	15542.61	14256.86	17501.51
3	22		252"(6401mm)	TARX-54R2-	■	■	S	BNNN	7277.76	8438.63	7938.99	9099.86	13000.94	15894.12	14558.74	17912.14
3	22		258"(6553mm)	TARX-54R8-	■	■	S	BNNN	7448.89	8628.12	8125.87	9305.10	13261.71	16248.04	14861.04	18325.60
3	22		264"(6706mm)	TARX-54S4-	■	■	S	BNNN	7620.02	8817.61	8312.75	9510.34	13522.83	16604.39	15163.76	18741.90
3	24		270"(6858mm)	TARX-54T0-	■	■	S	BNNN	7791.15	9007.10	8499.63	9715.58	13784.31	16963.15	15466.90	19161.03
1	10	60"(1524mm)	96"(2438mm)	TARX-6096-	■	■	S	BNNN	\$2410.53	\$2942.44	\$2690.26	\$ 3222.17	\$ 4576.81	\$ 5521.64	\$ 5146.24	\$ 6208.88
1	10		102"(2591mm)	TARX-60A2-	■	■	S	BNNN	2565.69	\$3115.96	\$2862.92	\$ 3413.19	4819.97	5820.85	5433.20	6561.10
1	12		108"(2743mm)	TARX-60A8-	■	■	S	BNNN	2720.85	\$3289.48	\$3035.58	\$ 3604.21	5063.48	6122.49	5720.59	6916.15
1	12		114"(2896mm)	TARX-60B4-	■	■	S	BNNN	2876.01	\$3463.00	\$3208.24	\$ 3795.23	5307.34	6426.55	6008.40	7274.04
1	12		120"(3048mm)	TARX-60C0-	■	■	S	BNNN	3031.17	\$3636.52	\$3380.90	\$ 3986.25	5551.56	6733.02	6296.63	7634.76
2	12		126"(3200mm)	TARX-60C6-	■	■	S	BNNN	4179.97	\$4838.91	\$4547.20	\$ 5206.14	7868.74	9836.79	8657.88	10793.19
2	12		132"(3353mm)	TARX-60D2-	■	■	S	BNNN	4366.28	5043.58	4751.01	5428.31	8144.81	10173.02	8978.11	11184.49
2	14		138"(3505mm)	TARX-60D8-	■	■	S	BNNN	4552.59	5248.25	4954.82	5650.48	8421.24	10511.66	9298.77	11578.63
2	14		144"(3658mm)	TARX-60E4-	■	■	S	BNNN	4738.90	5452.92	5158.63	5872.65	8698.03	10852.72	9619.84	11975.59
2	14		150"(3810mm)	TARX-60F0-	■	■	S	BNNN	4925.21	5657.59	5362.44	6094.82	8975.17	11196.20	9941.34	12375.39
2	14		156"(3962mm)	TARX-60F6-	■	■	S	BNNN	5111.52	5862.26	5566.25	6316.99	9252.66	11542.10	10263.26	12778.03
2	16		162"(4115mm)	TARX-60G2-	■	■	S	BNNN	5297.83	6066.93	5770.06	6539.16	9530.51	11890.42	10585.61	13183.50
2	16		168"(4267mm)	TARX-60G8-	■	■	S	BNNN	5484.14	6271.60	5973.87	6761.33	9808.72	12241.16	10908.38	13591.80
2	16		174"(4420mm)	TARX-60H4-	■	■	S	BNNN	5670.45	6476.27	6177.68	6983.50	10087.27	12594.31	11231.57	14002.94
2	16		180"(4572mm)	TARX-60J0-	■	■	S	BNNN	5856.76	6680.94	6381.49	7205.67	10366.18	12949.89	11555.19	14416.91
3	16		186"(4724mm)	TARX-60J6-	■	■	S	BNNN	5879.23	6946.21	6421.46	7488.44	11239.98	13326.72	12473.76	14852.54
3	18		192"(4877mm)	TARX-60K2-	■	■	S	BNNN	6065.54	7150.88	6625.27	7710.61	11519.60	13677.81	12798.22	15262.86
3	18		198"(5029mm)	TARX-60K8-	■	■	S	BNNN	6251.85	7355.55	6829.08	7932.78	11799.57	14031.32	13123.10	15676.01
3	18		204"(5182mm)	TARX-60L4-	■	■	S	BNNN	6438.16	7560.22	7032.89	8154.95	12079.90	14387.26	13448.41	16092.00
3	18		210"(5334mm)	TARX-60M0-	■	■	S	BNNN	6624.47	7764.89	7236.70	8377.12	12360.58	14745.61	13774.15	16510.82
3	20		216"(5486mm)	TARX-60M6-	■	■	S	BNNN	6810.78	7969.56	7440.51	8599.29	12641.62	15106.38	14100.30	16932.47
3	20		222"(5639mm)	TARX-60N2-	■	■	S	BNNN	6997.09	8174.23	7644.32	8821.46	12923.01	15469.57	14426.88	17356.96
3	20		228"(5791mm)	TARX-60N8-	■	■	S	BNNN	7183.40	8378.90	7848.13	9043.63	13204.76	15835.18	14753.88	17784.28
3	20		234"(5944mm)	TARX-60P4-	■	■	S	BNNN	7369.71	8583.57	8051.94	9265.80	13486.86	16203.21	15081.31	18214.44
3	20		240"(6096mm)	TARX-60Q0-	■	■	S	BNNN	7556.02	8788.24	8255.75	9487.97	13769.31	16573.66	15409.16	18647.43
3	22		246"(6248mm)	TARX-60Q6-	■	■	S	BNNN	7742.33	8992.91	8459.56	9710.14	14052.12	16946.53	15737.43	19083.25
3	22		252"(6401mm)	TARX-60R2-	■	■	S	BNNN	7928.64	9197.58	8663.37	9932.31	14335.28	17321.81	16066.13	19521.91
3	22		258"(6553mm)	TARX-60R8-	■	■	S	BNNN	8114.95	9402.25	8867.18	10154.48	14618.80	17699.52	16395.25	19963.40
3	22		264"(6706mm)	TARX-60S4-	■	■	S	BNNN	8301.26	9606.92	9070.99	10376.65	14902.67	18079.65	16724.79	20407.73
3	24		270"(6858mm)	TARX-60T0-	■	■	S	BNNN	8487.57	9811.59	9274.80	10598.82	15186.89	18462.19	17054.76	20854.89

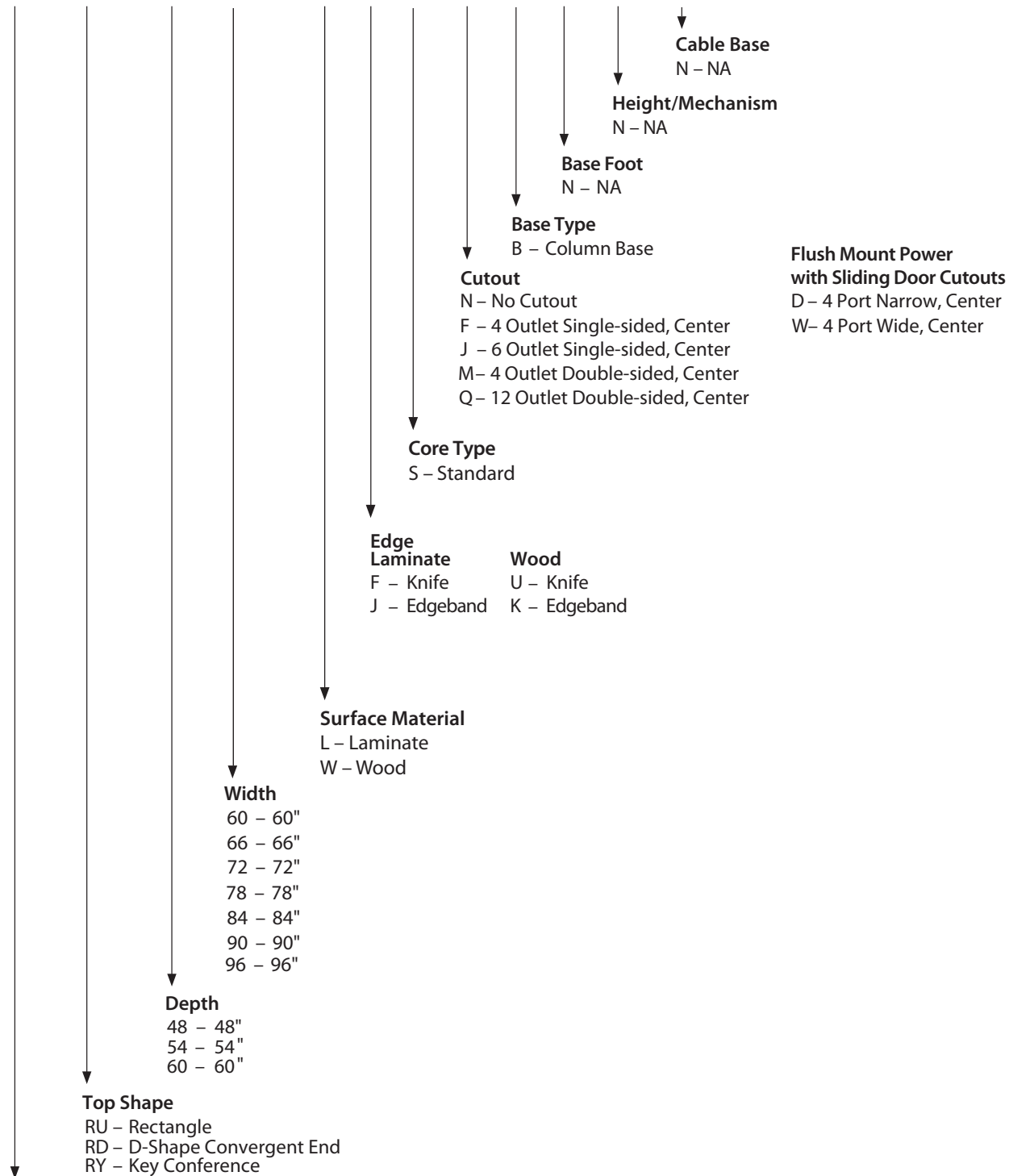
\*Recommended seating capacity based upon 27"(687mm) per chair.

This page intentionally blank

# Planes End Supported Top — with Column Base

**EXAMPLE:** Planes, Key Conference End, 60" x 66", Laminate, Knife Edge, Standard Core, Flush Mount Power Module with Sliding Door 4 Port Wide, Center, Column Base

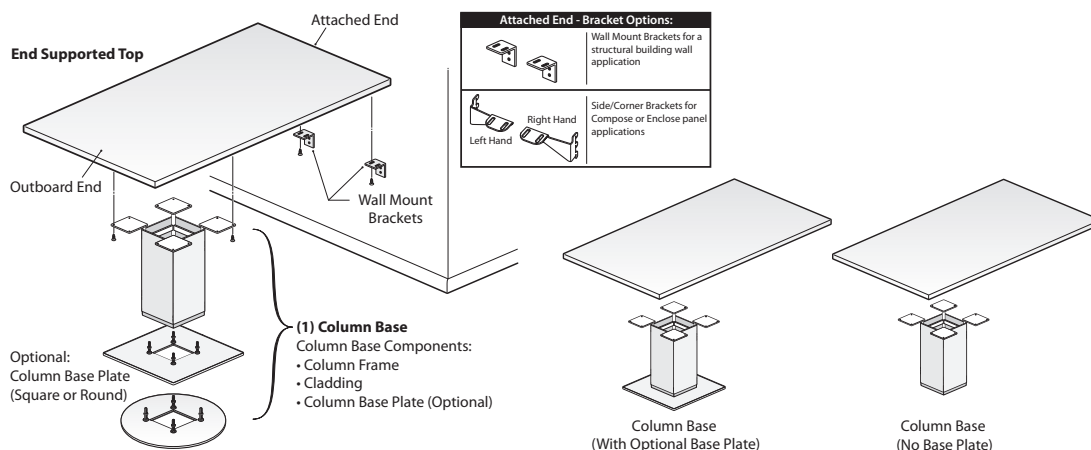
**TA RY - 60 66 - L F S W B N N N**



# Component Specification Overview

Planes End Supported Top with Column Base

The outboard end of an End Supported Top requires a column base for floor support and the opposite end requires brackets for attachment to a structural wall, Compose or Enclose panel. See below for required component specification.



## 1 End Supported Top

- Always a 1-piece top.
  - Requires one column base for floor support and brackets for attachment to a structural building wall, Compose or Enclose panel.

### Floor Support: Column Base

Each Column Base requires separately specified components: **Column Frame and Cladding. The Column Base Plate is optional.**

## 2 Column Frame

- Column Frames are square and are available in two sizes, 9”(229mm) & 12”(305mm) square, and three heights, 20”(508mm) lounge height, 28”(711mm) seated height and 40”(1016mm) standing height.
  - One Column Frame is required per End Supported Top.
  - The table top depth dictates the column frame size, 9”(229mm) or 12”(305mm) square. **Refer to Matrix-A for details.**

## 3 Column Base Plate - Optional

- **Column Base Plate is an optional component for an End Support Top.** (Note: Required for a Conference Table with Column Base)
- Round or Square Column Base Plates are available in four sizes: 21”(533mm), 24”(610mm), 27”(686mm) and 30”(762mm).
  - The column base plate size is specific to the column frame size of 9”(229mm) or 12”(305mm); specify accordingly.
  - The column frame width and the table top depth dictate the size of the column base plate. **Refer to Matrix-A for details.**

## 4 Cladding

- Round or Flat Cladding is available in two widths, 9”(229mm) & 12”(305mm), and three heights, 20”(508mm) lounge height, 28”(711mm) seated height and 40”(1016mm) standing height. (Exception: Round cladding is not available 40” high)
  - Cladding is specified as one single piece per catalog number. A quantity of (4) pieces are required per each Column Frame.
  - Note: All round or flat, or a combination of round and flat cladding may be used on a column frame.
  - Specify cladding to match the column frame width and height.

**NOTE: J-Channel and J-Channel Tray are not required for an End Supported Top.**

### MATRIX - A

Column Frame Size / Base Plate Size - Specification Matrix					
Table Depth	9”(229mm) x 9”(229mm) Column Frame		12”(305mm) x 12”(305mm) Column Frame		
	21”(533mm) Base Plate (Round or Square)	24”(610mm) Base Plate (Round or Square)	24”(610mm) Base Plate (Round or Square)	27”(686mm) Base Plate (Round or Square)	30”(762mm) Base Plate (Round or Square)
36”(914mm)	✓	✓	✓	✓	✓
42”(1067mm)		✓	✓	✓	✓
48”(1219mm)				✓	✓
54”(1372mm)				✓	✓
60”(1524mm)				✓	✓

# Component Specification Overview

Planes End Supported Top with Column Base

## Attached End: Bracket Options

The attached end of the End Supported Top requires separately specified attachment brackets for a structural building wall, Compose or Enclose panel.

### 5 Specify the appropriate type of attachment bracket and quantity per End Supported Top application. See below for options:

#### Structural Building Wall Application

- Specify the required quantity to accommodate the depth of the End Supported Top.

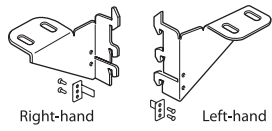
#### Wall Mount Bracket

Bracket Quantity	
Depth of End Supported Top	Number of Brackets Required
36"(914mm)-42"(1067mm)	Quantity: (2)
48"(1219mm)-60"(1524mm)	Quantity: (3)

#### Compose and/or Enclose Panel Application

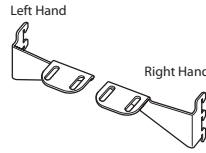
- Specify the appropriate side/corner bracket per worktop edge option. One left- and one right-hand bracket is required per Compose or Enclose panel for an attached End Supported Top.

For use with Edgeband trim:



Side/Corner Bracket

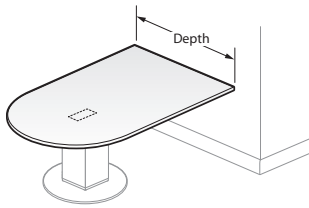
For use with Cascade, T-Mold and Knife edge trim options:



Side Bracket for use with Knife Edge

# Planes End Supported Top — D-Shape Convergent (for use with Column Base)

Laminate or Wood



TARD

## Features

- Includes 1.18”(30mm) thick top.
- Laminate top with knife edge or 3mm edgeband edges or wood veneer top with 3mm wood edgeband or knife edge. Edgeband tops are 3mm on user edge and 1mm on end supported edge.
- **Requires separately specified Column Base for one end and support brackets for opposite end.**
- Optional power modules are separately specified.
- Depth and width shown in nominal dimensions.

## Specification Tips

- Each end of top requires separate support components:  
**One end of top requires separately specified components for Column Base:**
  - Column Frame
  - Cladding (4) pieces per each Column Frame
  - Optional Column Base Plate can also be specified
- **Opposite End of top requires support brackets for attachment to the building wall or support brackets for Enclose or Compose.**
- Does not require J Channels.
- Cutouts are optional. If specified they are factory installed.
- Each cutout requires a separately specified Flip Top Unit Power Module or Flush Mount Power Module with Sliding Door (Accessories Price List).
- Separately specified Planes grommets are available for field installation.
- For separately specified required components refer to the **Component Specification Overview** located in the front of the price list; see Planes End Supported Tops (for use with Column Base).

## To Order, Specify:

1) Product number, including;

### 1 Surface Options:

- L** Laminate
- W** Wood

### 2 Edge Options:

Laminate:

- J** Edgeband
- F** Knife

Wood:

- K** Wood Edgeband
- U** Knife

### 3 Cutout Options:

- N** No Cutout
- F** Center, Single-Sided/4 outlets, add **\$43.24** list
- J** Center, Single-Sided/6 outlets, add **\$43.24** list
- M** Center, Double-Sided/8 outlets, add **\$43.24** list
- Q** Center, Double-Sided/12 outlets, add **\$43.24** list

### Flush Mount Power Module with Sliding Door:

- D** Center, 4 Port Narrow, add **\$43.24** list
- W** Center, 4 Port Wide, add **\$43.24** list

2) Laminate surface color or wood finish color.

3) Edge trim color (laminate only).



## Planes End Supported Top — D-Shape Convergent (for use with Column Base)

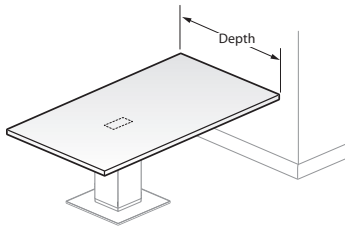
Laminate or Wood

Depth	Width	Number ① ② ③	Laminate A		Laminate B		Wood Group A		Wood Group B	
			J	F	J	F	K	U	K	U
42"(1067mm)	48"(1219mm)	TARD-4248-■ ■ S BNNN	\$ 794.84	\$1124.79	\$ 896.07	\$1226.02	\$1321.28	\$1674.69	\$1447.28	\$1847.92
	54"(1372mm)	TARD-4254-■ ■ S BNNN	904.46	1252.77	1017.94	1366.25	1493.37	1883.22	1650.39	2093.39
	60"(1524mm)	TARD-4260-■ ■ S BNNN	1014.08	1380.75	1139.81	1506.48	1665.80	2094.16	1853.93	2341.69
	66"(1676mm)	TARD-4266-■ ■ S BNNN	1123.70	1508.73	1261.68	1646.71	1838.59	2307.52	2057.88	2592.83
	72"(1829mm)	TARD-4272-■ ■ S BNNN	1233.32	1636.71	1383.55	1786.94	2011.73	2523.30	2262.26	2846.79
48"(1219mm)	48"(1219mm)	TARD-4848-■ ■ S BNNN	\$ 919.64	\$1267.95	\$1034.87	\$1383.18	\$1513.10	\$1886.43	\$1673.62	\$2097.33
	54"(1372mm)	TARD-4854-■ ■ S BNNN	1044.44	1411.11	1173.67	1540.34	1707.93	2118.74	1903.55	2370.82
	60"(1524mm)	TARD-4860-■ ■ S BNNN	1169.24	1554.27	1312.47	1697.50	1903.11	2353.46	2133.90	2647.15
	66"(1676mm)	TARD-4866-■ ■ S BNNN	1294.04	1697.43	1451.27	1854.66	2098.65	2590.60	2364.68	2926.31
	72"(1829mm)	TARD-4872-■ ■ S BNNN	1418.84	1840.59	1590.07	2011.82	2294.54	2830.16	2595.88	3208.31
54"(1372mm)	54"(1372mm)	TARD-5454-■ ■ S BNNN	\$1184.42	\$1569.45	\$1329.40	\$1714.43	\$2318.27	\$2901.69	\$2552.48	\$3195.68
	60"(1524mm)	TARD-5460-■ ■ S BNNN	1324.40	1727.79	1485.13	1888.52	2536.20	3160.19	2809.66	3500.04
	66"(1676mm)	TARD-5466-■ ■ S BNNN	1464.38	1886.13	1640.86	2062.61	2754.49	3421.11	3067.26	3807.23
	72"(1829mm)	TARD-5472-■ ■ S BNNN	1604.36	2044.47	1796.59	2236.70	2973.12	3684.45	3325.28	4117.25
60"(1524mm)	60"(1524mm)	TARD-6060-■ ■ S BNNN	\$1479.56	\$1901.31	\$1657.79	\$2079.54	\$2857.08	\$3544.48	\$3173.21	\$3930.49
	66"(1676mm)	TARD-6066-■ ■ S BNNN	1634.72	2074.83	1830.45	2270.56	3098.11	3829.18	3457.63	4265.71
	72"(1829mm)	TARD-6072-■ ■ S BNNN	1789.88	2248.35	2003.11	2461.58	3339.50	4116.30	3742.47	4603.76
	78"(1981mm)	TARD-6078-■ ■ S BNNN	1945.04	2421.87	2175.77	2652.60	3581.24	4405.84	4027.74	4944.64
	84"(2134mm)	TARD-6084-■ ■ S BNNN	2100.20	2595.39	2348.43	2843.62	3823.33	4697.80	4313.43	5288.36

\*Recommended seating capacity based upon 27"(687mm) per chair.

# Planes End Supported Top — Rectangular Conference End (for use with Column Base)

Laminate or Wood



TARU

## Features

- Includes 1.18”(30mm) thick top.
- Laminate top with knife edge or 3mm edgeband edges or wood veneer top with 3mm wood edgeband or knife edge. Edgeband tops are 3mm on user edge and 1mm on end supported edge.
- **Requires separately specified Column Base for one end and support brackets for opposite end.**
- Optional power modules are separately specified.
- Depth and width shown in nominal dimensions.

## Specification Tips

- Each end of top requires separate support components:
  - **One end of top requires separately specified components for Column Base:**
    - Column Frame
    - Cladding (4) pieces per each Column Frame
    - Optional Column Base Plate can also be specified
  - **Opposite End of top requires support brackets for attachment to the building wall or support brackets for Enclose or Compose.**
- Does not require J Channels.
- Cutouts are optional. If specified they are factory installed.
- Each cutout requires a separately specified Flip Top Unit Power Module or Flush Mount Power Module with Sliding Door (Accessories Price List).
- Separately specified Planes grommets are available for field installation.
- For separately specified required components refer to the **Component Specification Overview** located in the front of the price list; see Planes End Supported Tops (for use with Column Base).

## To Order, Specify:

1) Product number, including;

### 1 Surface Options:

- L** Laminate
- W** Wood

### 2 Edge Options:

Laminate:

- J** Edgeband
- F** Knife

Wood:

- K** Wood Edgeband
- U** Knife

### 3 Cutout Options:

- N** No Cutout
- F** Center, Single-Sided/4 outlets, add **\$43.24** list
- J** Center, Single-Sided/6 outlets, add **\$43.24** list
- M** Center, Double-Sided/8 outlets, add **\$43.24** list
- Q** Center, Double-Sided/12 outlets, add **\$43.24** list

### Flush Mount Power Module with Sliding Door:

- D** Center, 4 Port Narrow, add **\$43.24** list
- W** Center, 4 Port Wide, add **\$43.24** list

2) Laminate surface color or wood finish color.

3) Edge trim color (laminated cascade only).

## Planes End Supported Top — Rectangular Conference End (for use with Column Base)

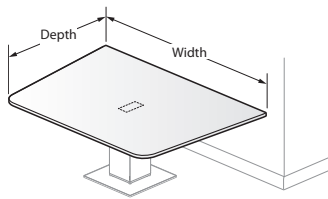
Laminate or Wood

Depth	Width	Number ① ② ③	Laminate A		Laminate B		Wood Group A		Wood Group B	
			J	F	J	F	K	U	K	U
36"(914mm)	48"(1219mm)	TARU-3648- S BNNN	\$ 670.04	\$ 981.63	\$ 757.27	\$1068.86	\$1129.47	\$1462.95	\$1220.95	\$1598.52
	54"(1372mm)	TARU-3654- S BNNN	764.48	1094.43	862.21	1192.16	1278.80	1647.70	1397.24	1815.96
	60"(1524mm)	TARU-3660- S BNNN	858.92	1207.23	967.15	1315.46	1428.49	1834.86	1573.95	2036.23
	66"(1676mm)	TARU-3666- S BNNN	953.36	1320.03	1072.09	1438.76	1578.53	2024.44	1751.08	2259.34
	72"(1829mm)	TARU-3672- S BNNN	1047.80	1432.83	1177.03	1562.06	1728.93	2216.45	1928.64	2485.28
42"(1067mm)	48"(1219mm)	TARU-4248- S BNNN	\$ 794.84	\$1124.79	\$ 896.07	\$1226.02	\$1321.28	\$1674.69	\$1447.28	\$1847.92
	54"(1372mm)	TARU-4254- S BNNN	904.46	1252.77	1017.94	1366.25	1493.37	1883.22	1650.39	2093.39
	60"(1524mm)	TARU-4260- S BNNN	1014.08	1380.75	1139.81	1506.48	1665.80	2094.16	1853.93	2341.69
	66"(1676mm)	TARU-4266- S BNNN	1123.70	1508.73	1261.68	1646.71	1838.59	2307.52	2057.88	2592.83
	72"(1829mm)	TARU-4272- S BNNN	1233.32	1636.71	1383.55	1786.94	2011.73	2523.30	2262.26	2846.79
48"(1219mm)	48"(1219mm)	TARU-4848- S BNNN	\$ 919.64	\$1267.95	\$1034.87	\$1383.18	\$1513.10	\$1886.43	\$1673.62	\$2097.33
	54"(1372mm)	TARU-4854- S BNNN	1044.44	1411.11	1173.67	1540.34	1707.93	2118.74	1903.55	2370.82
	60"(1524mm)	TARU-4860- S BNNN	1169.24	1554.27	1312.47	1697.50	1903.11	2353.46	2133.90	2647.15
	66"(1676mm)	TARU-4866- S BNNN	1294.04	1697.43	1451.27	1854.66	2098.65	2590.60	2364.68	2926.31
	72"(1829mm)	TARU-4872- S BNNN	1418.84	1840.59	1590.07	2011.82	2294.54	2830.16	2595.88	3208.31
54"(1372mm)	54"(1372mm)	TARU-5454- S BNNN	\$1184.42	\$1569.45	\$1329.40	\$1714.43	\$2318.27	\$2901.69	\$2552.48	\$3195.68
	60"(1524mm)	TARU-5460- S BNNN	1324.40	1727.79	1485.13	1888.52	2536.20	3160.19	2809.66	3500.04
	66"(1676mm)	TARU-5466- S BNNN	1464.38	1886.13	1640.86	2062.61	2754.49	3421.11	3067.26	3807.23
	72"(1829mm)	TARU-5472- S BNNN	1604.36	2044.47	1796.59	2236.70	2973.12	3684.45	3325.28	4117.25
60"(1524mm)	60"(1524mm)	TARU-6060- S BNNN	\$1479.56	\$1901.31	\$1657.79	\$2079.54	\$2857.08	\$3544.48	\$3173.21	\$3930.49
	66"(1676mm)	TARU-6066- S BNNN	1634.72	2074.83	1830.45	2270.56	3098.11	3829.18	3457.63	4265.71
	72"(1829mm)	TARU-6072- S BNNN	1789.88	2248.35	2003.11	2461.58	3339.50	4116.30	3742.47	4603.76
	78"(1981mm)	TARU-6078- S BNNN	1945.04	2421.87	2175.77	2652.60	3581.24	4405.84	4027.74	4944.64
84"(2134mm)	TARU-6084- S BNNN	2100.20	2595.39	2348.43	2843.62	3823.33	4697.80	4313.43	5288.36	

\*Recommended seating capacity based upon 27"(687mm) per chair.

# Planes End Supported Top — Key Conference (for use with Column Base)

Laminate or Wood



TARY

## Features

- Includes 1.18”(30mm) thick top.
- Laminate top with knife edge or 3mm edgeband edges or wood veneer top with 3mm wood edgeband or knife edge. Edgeband tops are 3mm on user edge and 1mm on end supported edge.
- **Requires separately specified Column Base for one end and support brackets for opposite end.**
- Optional power modules are separately specified.
- Depth and width shown in nominal dimensions.

## Specification Tips

- Each end of top requires separate support components:  
**One end of top requires separately specified components for Column Base:**
  - Column Frame
  - Cladding (4) pieces per each Column Frame
  - Optional Column Base Plate can also be specified
- **Opposite End of top requires support brackets for attachment to the building wall or support brackets for Enclose or Compose.**
- Does not require J Channels.
- Cutouts are optional. If specified they are factory installed.
- Each cutout requires a separately specified Flip Top Unit Power Module or Flush Mount Power Module with Sliding Door (Accessories Price List).
- Separately specified Planes grommets are available for field installation.
- For separately specified required components refer to the **Component Specification Overview** located in the front of the price list; see Planes End Supported Tops (for use with Column Base).

## To Order, Specify:

1) Product number, including;

### 1 Surface Options:

- L** Laminate
- W** Wood

### 2 Edge Options:

Laminate:

- J** Edgeband
- F** Knife

Wood:

- K** Wood Edgeband
- U** Knife

### 3 Cutout Options:

- N** No Cutout
- F** Center, Single-Sided/4 outlets, add **\$43.24** list
- J** Center, Single-Sided/6 outlets, add **\$43.24** list
- M** Center, Double-Sided/8 outlets, add **\$43.24** list
- Q** Center, Double-Sided/12 outlets, add **\$43.24** list

### Flush Mount Power Module with Sliding Door:

- D** Center, 4 Port Narrow, add **\$43.24** list
- W** Center, 4 Port Wide, add **\$43.24** list

2) Laminate surface color or wood finish color.

3) Edge trim color (laminated cascade only).

## Planes End Supported Top — Key Conference (for use with Column Base)

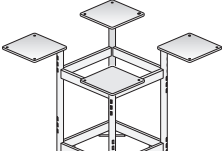
Laminate or Wood

Depth	Width	Number ① ② ③	Laminate A		Laminate B		Wood Group A		Wood Group B	
			J	F	J	F	K	U	K	U
42"(1067mm)	42"(1067mm)	TARY-4242-■ ■ S BNNN	\$ 685.22	\$ 996.81	\$ 774.20	\$1085.79	\$1149.56	\$1468.59	\$1244.59	\$1605.29
	48"(1219mm)	TARY-4248-■ ■ S BNNN	794.84	1124.79	896.07	1226.02	1321.28	1674.69	1447.28	1847.92
	54"(1372mm)	TARY-4254-■ ■ S BNNN	904.46	1252.77	1017.94	1366.25	1493.37	1883.22	1650.39	2093.39
	60"(1524mm)	TARY-4260-■ ■ S BNNN	1014.08	1380.75	1139.81	1506.48	1665.80	2094.16	1853.93	2341.69
48"(1219mm)	48"(1219mm)	TARY-4848-■ ■ S BNNN	\$ 919.64	\$1267.95	\$1034.87	\$1383.18	\$1513.10	\$1886.43	\$1673.62	\$2097.33
	54"(1372mm)	TARY-4854-■ ■ S BNNN	1044.44	1411.11	1173.67	1540.34	1707.93	2118.74	1903.55	2370.82
	60"(1524mm)	TARY-4860-■ ■ S BNNN	1169.24	1554.27	1312.47	1697.50	1903.11	2353.46	2133.90	2647.15
	66"(1676mm)	TARY-4866-■ ■ S BNNN	1294.04	1697.43	1451.27	1854.66	2098.65	2590.60	2364.68	2926.31
	72"(1829mm)	TARY-4872-■ ■ S BNNN	1418.84	1840.59	1590.07	2011.82	2294.54	2830.16	2595.88	3208.31
	84"(2134mm)	TARY-4884-■ ■ S BNNN	1604.36	2044.47	1796.59	2236.70	2973.12	3684.45	3325.28	4117.25
54"(1372mm)	54"(1372mm)	TARY-5454-■ ■ S BNNN	\$1184.42	\$1569.45	\$1329.40	\$1714.43	\$2318.27	\$2901.69	\$2552.48	\$3195.68
	60"(1524mm)	TARY-5460-■ ■ S BNNN	1324.40	1727.79	1485.13	1888.52	2536.20	3160.19	2809.66	3500.04
	66"(1676mm)	TARY-5466-■ ■ S BNNN	1464.38	1886.13	1640.86	2062.61	2754.49	3421.11	3067.26	3807.23
	72"(1829mm)	TARY-5472-■ ■ S BNNN	1604.36	2044.47	1796.59	2236.70	2973.12	3684.45	3325.28	4117.25
60"(1524mm)	60"(1524mm)	TARY-6060-■ ■ S BNNN	\$1479.56	\$1901.31	\$1657.79	\$2079.54	\$2857.08	\$3544.48	\$3173.21	\$3930.49
	66"(1676mm)	TARY-6066-■ ■ S BNNN	1634.72	2074.83	1830.45	2270.56	3098.11	3829.18	3457.63	4265.71
	72"(1829mm)	TARY-6072-■ ■ S BNNN	1789.88	2248.35	2003.11	2461.58	3339.50	4116.30	3742.47	4603.76
	78"(1981mm)	TARY-6078-■ ■ S BNNN	1945.04	2421.87	2175.77	2652.60	3581.24	4405.84	4027.74	4944.64
	84"(2134mm)	TARY-6084-■ ■ S BNNN	2100.20	2595.39	2348.43	2843.62	3823.33	4697.80	4313.43	5288.36

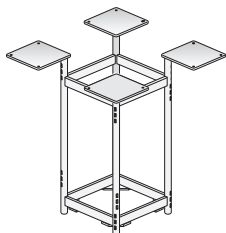
\*Recommended seating capacity based upon 27"(687mm) per chair.

## Planes Conference Tables — Column Base (for use with Conference Table Top and End Supported Top)

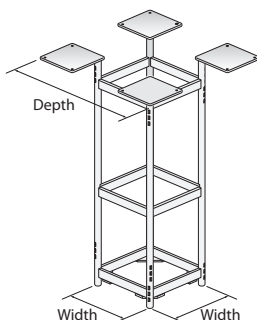
Column Frame

	Height	Depth	Width	Number	Price
	20"(508mm)	21"(533mm)	9"(229mm)	TACB-0900-2	\$1212.66
		24"(610mm)	12"(305mm)	TACB-1200-2	1227.28
28"(711mm)	21"(533mm)	9"(229mm)	TACB-0900-4	\$1227.28	
	24"(610mm)	12"(305mm)	TACB-1200-4	1241.90	
40"(1016mm)	21"(533mm)	9"(229mm)	TACB-0900-7	\$1285.71	
	24"(610mm)	12"(305mm)	TACB-1200-7	1300.33	

TACB-2



TACB-4



TACB-7

**Features**

- Includes one black square column frame, glides and mounting hardware.
- Available in two widths, 9"(229mm) x 9"(229mm) or 12"(305mm) x 12"(305mm), and three heights, 20"(508mm), 28"(711mm) or 40"(1016mm).
- Glide adjustment is 0.5" (13mm).
- For use with Planes Conference Table Top and End Supported Top.
- The quantity and width of the column frame is dependent on the top size.
- Requires separately specified cladding and column base plate (Exception: base plate is optional for End Supported Top.)

**To Order, Specify:**

- 1) Product number.  
(No finish specification required.)

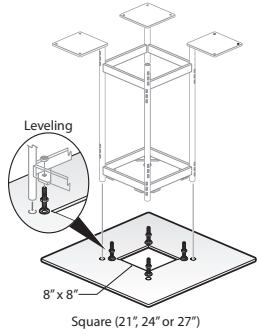
**Specification Tips**

- Specify cladding to match column frame height and width.
- Specify column base plate to match column frame width.
- For separately specified required components refer to the **Component Specification Overview** located in the front of the price list.

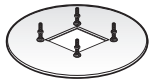
# Planes Conference Table — Column Base (for use with Conference Table Top and End Supported Top)

## Column Base Plate — Square and Round

Size	For use with Column Frame Width	Number	Paint A	B
<b>Square</b>				
21"(533mm)	9"(229mm)	TAPL-2109-SA	\$ 767.03	\$ 783.09
24"(610mm)	9"(229mm)	TAPL-2409-SA	\$ 913.13	\$ 929.19
	12"(305mm)	TAPL-2412-SA	913.13	929.19
27"(686mm)	12"(305mm)	TAPL-2712-SA	\$1059.24	\$1075.30
<b>Round</b>				
21"(533mm)	9"(229mm)	TAPL-2109-RA	\$ 693.98	\$ 710.04
24"(610mm)	9"(229mm)	TAPL-2409-RA	\$ 840.08	\$ 856.14
	12"(305mm)	TAPL-2412-RA	840.08	856.14
27"(686mm)	12"(305mm)	TAPL-2712-RA	\$ 986.19	\$1002.25
30"(762mm)	12"(305mm)	TAPL-3012-RA	\$1278.37	\$1294.43



TAPL-S



Round (21", 24" or 27" dia.)  
TAPL-R

### Features

- Includes 0.38"(10mm) thick square or round column base plate with attached glides.
- A base plate with a 8"(203mm)x 8"(203mm) cutout accepts a 12"(305mm) column frame; base plate with a 6"(152mm) x 6"(152mm) cutout accepts a 9"(229mm) column frame.
- Column base plate attachment hardware is included with the column frame.
- The column base plate levels by adjusting the attachment hardware; 0.75"(19mm) adjustment range.
- Available in a painted finish.

### To Order, Specify:

- 1) Product number:
- 2) Paint surface color.

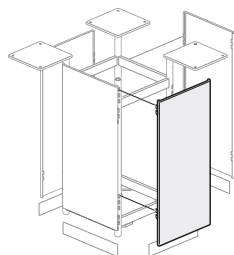
### Specification Tips

- Specify the appropriate column base plate size for use with a 9"(229mm) or 12"(305mm) column frame width.
- For use with separately specified column frame and cladding.
- Column Base Plate is required for Planes Conference Table Top and is optional for End Supported Top.
- For separately specified required components refer to the **Component Specification Overview** located in the front of the price list.

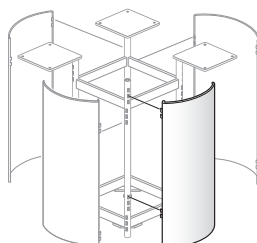
## Planes Conference Table — Column Base (for use with Conference Table Top and End Supported Top)

Cladding — Flat Paint and Round

Frame Height	Frame Width	Number	Paint A	B
<b>Flat</b>				
20"(508mm)	9"(229mm)	TACC-0900-PF2	<b>\$336.05</b>	<b>\$343.35</b>
	12"(305mm)	TACC-1200-PF2	<b>350.67</b>	<b>357.97</b>
28"(711mm)	9"(229mm)	TACC-0900-PF4	<b>\$350.67</b>	<b>\$357.97</b>
	12"(305mm)	TACC-1200-PF4	<b>365.29</b>	<b>372.59</b>
40"(1016mm)	9"(229mm)	TACC-0900-PF7	<b>\$365.27</b>	<b>\$372.57</b>
	12"(305mm)	TACC-1200-PF7	<b>379.89</b>	<b>387.19</b>
<b>Round</b>				
20"(508mm)	9"(229mm)	TACC-0900-PR2	<b>\$350.67</b>	<b>\$357.97</b>
	12"(305mm)	TACC-1200-PR2	<b>365.29</b>	<b>372.59</b>
28"(711mm)	9"(229mm)	TACC-0900-PR4	<b>\$365.29</b>	<b>\$372.59</b>
	12"(305mm)	TACC-1200-PR4	<b>379.91</b>	<b>387.21</b>



TACC-F2



TACC-R2

**Features**

- Includes one piece painted cladding and light block for a square column frame.
- Each square column frame requires a quantity of four: flat, round or a combination of flat and round.
- Flat cladding is available in three heights 20"(508mm), 28"(711mm) or 40"(1016mm) and two widths 9"(229mm) or 12"(305mm).
- Round Cladding is available in two heights 20"(508mm) or 28"(711mm) and two widths 9"(229mm) or 12"(305mm).
- Attaches in column frame slots and is removable for easy access.
- Cladding is painted steel.

**To Order, Specify:**

- 1) Product number.
- 2) Paint surface color.

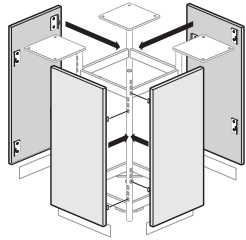
**Specification Tips**

- Specify cladding to match column frame height and width.
- Specify a quantity of (4) cladding pieces for each column frame. Individual pieces may be all flat, all round, or a combination of flat and round pieces.
- Specify column base plate to match column frame width.
- For separately specified required components refer to the **Component Specification Overview** located in the front of the price list.



## Planes Conference Table — Column Base (for use with Conference Table Top and End Supported Top)

Cladding — Flat Laminate and Wood



TACC-F2S\_Laminate Cladding

Frame Height	Frame Width	Number ①	Laminate		Wood	
			A	B	Group A	Group B
<b>Flat</b>						
20"(508mm)	9"(229mm)	TACC-0900 F2S	\$916.40	\$ 999.85	\$1548.71	\$1589.62
	12"(305mm)	TACC-1200 F2S	933.69	1019.60	1577.95	1621.81
28"(711mm)	9"(229mm)	TACC-0900 F4S	\$933.69	\$1024.22	\$1577.95	\$1618.86
	12"(305mm)	TACC-1200 F4S	950.98	1043.97	1607.19	1651.05
40"(1016mm)	9"(229mm)	TACC-0900 F7S	\$950.96	\$1048.57	\$1607.15	\$1648.06
	12"(305mm)	TACC-1200 F7S	968.25	1068.32	1636.39	1680.25

### Features

- Includes a four piece set of laminate or wood veneer cladding and light block for a square column frame.
- Flat cladding is available in three heights 20"(508mm), 28"(711mm) or 40"(1016mm) and two widths 9"(229mm) or 12"(305mm).
- Attaches in column frame slots and is removable for easy access.
- Cladding is available in laminate or veneer.

### Specification Tips

- Specify cladding to match column frame height and width.
- Specify column base plate to match column frame width.
- For separately specified required components refer to the **Component Specification Overview** located in the front of the price list.

### To Order, Specify:

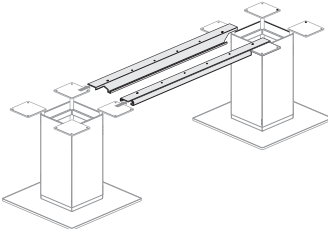
#### ① Surface Options:

- L Laminate
- W Wood Veneer

- 2) Paint surface color or wood finish color.
- 3) Edge trim color (laminate only).

## Planes Conference Table — Column Base (for use with Conference Table Top)

J-Channels

	Width	Number	Price
 <p>TAJC</p>	26"(660mm)	TAJC-2600	\$ 330.19
	29"(737mm)	TAJC-2900	368.69
	32"(813mm)	TAJC-3200	406.69
	35"(889mm)	TAJC-3500	444.69
	38"(965mm)	TAJC-3800	482.69
	41"(1041mm)	TAJC-4100	520.69
	44"(1118mm)	TAJC-4400	559.19
	47"(1194mm)	TAJC-4700	597.19
	50"(1270mm)	TAJC-5000	635.19
	53"(1346mm)	TAJC-5300	673.19
	56"(1422mm)	TAJC-5600	711.19
	59"(1499mm)	TAJC-5900	749.69
	62"(1575mm)	TAJC-6200	787.69
	65"(1651mm)	TAJC-6500	825.69
	68"(1727mm)	TAJC-6800	863.69
	71"(1803mm)	TAJC-7100	901.69
	74"(1880mm)	TAJC-7400	940.19
	77"(1956mm)	TAJC-7700	978.19
	80"(2032mm)	TAJC-8000	1016.19
	83"(2108mm)	TAJC-8300	1054.19
	86"(2184mm)	TAJC-8600	1092.19
89"(2261mm)	TAJC-8900	1130.69	
92"(2337mm)	TAJC-9200	1168.69	
95"(2413mm)	TAJC-9500	1206.69	
98"(2489mm)	TAJC-9800	1244.69	
101"(2565mm)	TAJC-A100	1282.69	

**Features**

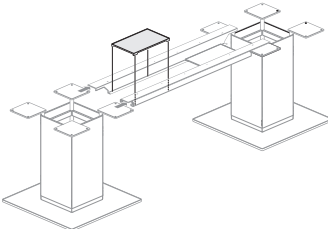
- Includes one pair of J-Channels and mounting hardware.
- Provides wire management and support below the Conference Table Top.
- Attaches to the underside of the Conference Table Top with screws.
- The Conference Table Top width and the column frame size determines the J-Channel width.
- Field-installed.
- Available in black finish color only.

**To Order, Specify:**

- 1) Product number.  
(No finish specification required.)

**Specification Tips**

- J-Channels are required for Planes Conference Table Top.
- J-Channels are not required for Planes End Supported Tops.
- For separately specified required components refer to the **Component Specification Overview** located in the front of the price list.

 <p>TA01</p>	9"(229mm)	TA01-JT09	\$14.45
	12"(305mm)	TA01-JT12	14.45

**Features**

- Includes one J-Channel Tray.
- Provides additional wire management between columns; wires lay in J-Channels.
- Field-installed.
- Available in black finish color only.

**To Order, Specify:**

- 1) Product number.  
(No finish specification required.)

**Specification Tips**

- J-Channel Tray is an optional component.
- Specify the appropriate size for use with a 9"(229mm) or 12"(305mm) wide column frame.

## Planes End Supported Top (for use with Column Base) — Bracket(s)

	Description	Number	Price
<b>Wall Mount Bracket(s)</b>	Single	ZUBW-0000-PN	<b>\$38.18</b>



ZUBW-0000-PN

### Features

- Includes one wall mount bracket and attachment hardware to top.
- Screws/anchors for attachment to wall are field supplied.
- Supports one end of a Planes End Supported Top.
- Standard in black finish only.

### To Order, Specify:

- 1) Product number.  
(No finish specification required.)

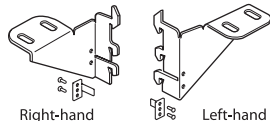
### Specification Tips

- Supports the straight end of an End Supported Top in a wall mount application. Opposite end of top requires a column base.
- Number of brackets required is dependent on depth of the End Supported Top; see chart for quantity.
- Must be properly anchored to a structural wall.

### Wall Mount Bracket Requirement:

Width of End Supported Top	Number of Brackets Required
36"-42"	Quantity: (2)
48"-60"	Quantity: (3)

## Side/Corner Bracket



Right-hand

ZZBA-0000-PR

ZZBA-0000-PL

Left-hand

Description	Number	Price
Right-hand	ZZBA-0000-PR	<b>\$30.94</b>
Left-hand	ZZBA-0000-PL	<b>\$30.94</b>

### Features

- Includes one left- or right-hand bracket, mounting screws and dislodgement clip.
- Standard in charcoal finish.
- Installs into Compose or Enclose panel frame slots and attaches to top.
- For use with Edgeband trim only.

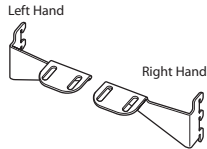
### To Order, Specify:

- 1) Product number.  
(No finish specification required.)

### Specification Tips

- Supports the straight end of an End Supported Top in a Compose or Enclose panel mount application. Opposite end of top requires a column base.
- A left- and right-hand bracket is required for one End Supported Top.

## Side Bracket for use with Knife Edge



ZZBA-0000-PRF

ZZBA-0000-PLF

Right-hand	ZZBA-0000-PRF	<b>\$91.41</b>
Left-hand	ZZBA-0000-PLF	<b>\$91.41</b>

### Features

- Includes one left- or right-hand bracket, mounting screws and dislodgement clip.
- Installs into Compose or Enclose panel frame slots and attaches to top.
- For use with Knife Edge, Cascade and T-Mold trim options.

### To Order, Specify:

- 1) Product number.
- 2) Trim color.

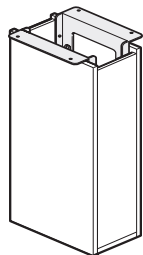
**Note:** \$23.47 upcharge list for Metallic and accent trim colors.

### Specification Tips

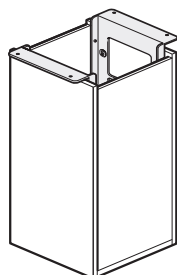
- Supports the straight end of an End Supported Top in a Compose or Enclose panel mount application. Opposite end of top requires a column base.
- A left- and right-hand bracket is required for one End Supported Top with Knife edge trim option, only.

## Planes — Accessories

	Height	Depth	Width	Number	Laminate A	B	Wood Group A	Group B
<b>Cable Base</b>	<b>Laminate</b>							
	28"(711mm)	8"(203mm)	14"(356mm)	TA01-0814-L	\$855.65	\$924.28		
		14"(356mm)	14"(356mm)	TA01-1414-L	911.44	984.90		
	<b>Wood</b>							
	28"(711mm)	8"(203mm)	14"(356mm)	TA01-0814-W			\$1446.31	\$1489.43
		14"(356mm)	14"(356mm)	TA01-1414-W			1544.59	1609.97



TA01-0814



TA01-1414

**Features**

- Includes 28"(711mm) high cable base and mounting hardware.
- Laminate with 1mm edgeband or wood veneer with 1mm wood edgeband.
- Provides internal cable management with removable panels for access.
- Standard in green core.
- Bracket is standard in charcoal.
- Includes 1"(25mm) adjustable glides.
- Ships assembled.

**To Order, Specify:**

- 1) Product number.
- 2) Laminate surface color or wood finish color.
- 3) Edge trim color for laminate.

**Specification Tips**

- Refer to Specification Guide for use guidelines.
- **Cable base not recommended for use with 30"(762mm) deep tables, half round tables, polygon tables or Y-leg tables or 36"(914mm) deep tables with (M) or (Q) flip top unit cutout options.**
- Specify 8"(203mm) x 14"(356mm) cable base for 36"(914mm) deep tables.
- Specify 14"(356mm) x 14"(356mm) cable base for 42"(1067mm) deep and deeper tables.
- One and two-piece table tops – one cable base.
- Three-piece table tops – two cable bases.
- Cable base cord access:
  - 1.5"(38mm) at top
  - adjustable side panels allow 1"(25mm) gap at bottom edges
  - 8"(203mm) depth base has a 3"(76mm) deep cutout in bottom;
  - 14"(356mm) depth base has an 8"(203mm) deep cutout in bottom.

The following Planes products are separately specified:

- Horizontal wire management

	Height	Depth	Width	Number	Price
<b>Cable Column</b>	28"(711mm)	2"(51mm)	4.5"(114mm)	TA01-0217	\$310.61



TA01-0217

**Features**

- Cable Column offers a wire management option for conference tables when the Cable Base Option cannot be used.
- Includes one Cable Column with mounting hardware for attaching to underside of table.
- Hardware for attaching Cable Column to floor is field supplied.
- Ships unassembled.

**To Order, Specify:**

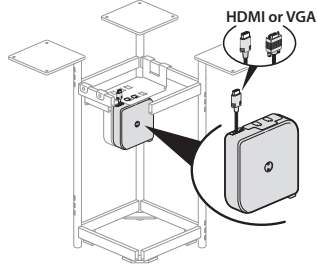
- 1) Product number.
- 2) Trim color.

**Specification Tips**

- Cable Column attaches to underside of table, extends to the floor where it is also attached.
- Cable Column is not load bearing and does not replace table leg(s).
- Cable Column can be installed anywhere under a conference table unless it would interfere with table legs, Horizontal Wire Manager or Flip Top Power/Data Units.
- The Cable Column can be used with the Horizontal Wire Manager for cable management.

## Planes — Electrical Accessories

	Description	Extension Length	Number	Price
<b>Cable Reel</b>	60"(1524mm) HDMI	48"(1219mm)	TA01-CR48-H	<b>\$868.19</b>
	60"(1524mm) VGA	48"(1219mm)	TA01-CR48-V	<b>868.19</b>



TA01-CR48

### Features

- Includes cable reel with spring loaded retractor mechanism with one cable which can extend 48"(1219mm).
- Cable Reel available with one VGA or one HDMI cable.
- VGA Cable Reel has female VGA connector on housing for connection of VGA patch cable.
- HDMI Cable Reel has female HDMI connector on housing for connection of HDMI patch cable.
- VGA or HDMI patch cable typically routes to TV Monitor.
- VGA cable conveys video only - no audio content.
- Black only.

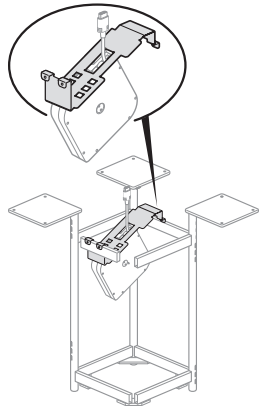
### To Order, Specify:

- 1) Product number.  
(No finish specification required.)

### Specification Tips

- For use with cable reel bracket, column frame and power modules equipped with cable bay(s), seated, standing or lounge height column frame.
- Separately specify cable reel bracket.
- Cable reels compatible with the following power modules specified with cable bay(s):
  - workware interface
  - flip top power module
  - flush mount power module

## Cable Reel Bracket



TA01-CRBK

Description	Number	Price
9"(229mm)	TA01-CRBK-T09	<b>\$57.88</b>
12"(305mm)	TA01-CRBK-T12	<b>57.88</b>

### Features

- Includes bracket and mounting hardware to mount cable reels to column frame.
- 9"(229mm) cable reel bracket for use with 9"(229mm) column frame and allows mounting of up to two cable reels.
- 12"(305mm) cable reel bracket for use with 12"(305mm) column frame and allows mounting of up to four cable reels.
- Available in black only.

### To Order, Specify:

- 1) Product number.  
(No finish specification required.)

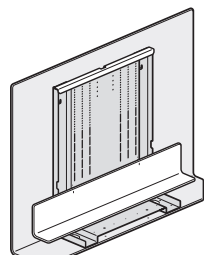
### Specification Tips

- For use with 9"(229mm) or 12"(305mm) base frames, seated, standing or lounge heights.
- Specify VGA or HDMI cable reels separately.
- Specify column frame, cladding, power module and table separately.

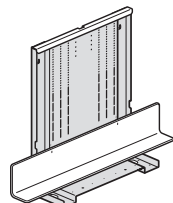
## Planes — Electrical Components

Belong View

	Height	Width	Front Trim Width	Depth	Monitor Size (diagonal)	Number	Trim A	B	
<b>Table Mount With Shroud</b>	<b>With Shroud</b>								
	31.5"(800mm)	41"(1041mm)	33"(838mm)	8.44"(214mm)	40"/42"	EWVT-SASD-P	<b>\$2984.69</b>	<b>\$3074.29</b>	
	34.06"(865mm)	46"(1168mm)	38"(965mm)	8.44"(214mm)	46"/47"	EWVT-SBSD-P	<b>3280.36</b>	<b>3369.96</b>	
	38.25"(972mm)	53"(1346mm)	45"(1143mm)	8.44"(214mm)	52"/55"	EWVT-SCSD-P	<b>3737.29</b>	<b>3826.89</b>	
	<b>Without Shroud</b>								
	27.31"(694mm)	24.375"(619mm)	33"(838mm)	8.25"(210mm)	40"/42"	EWVT-SAND-P	<b>\$1388.76</b>	<b>\$1478.36</b>	
29.375"(746mm)	24.375"(619mm)	38"(965mm)	8.25"(210mm)	46"/47"	EWVT-SBND-P	<b>1612.76</b>	<b>1702.36</b>		
33.06"(840mm)	28.375"(721mm)	45"(1143mm)	8.25"(210mm)	52"/55"	EWVT-SCND-P	<b>2060.74</b>	<b>2150.34</b>		



EWVT-SASD-P

**Without Shroud**

EWVT-SAND-P

**Features**

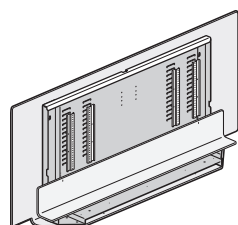
- Includes:
  - With Shroud: shroud, black monitor mounting bracket with front trim and attachment hardware.
  - Without Shroud: monitor mounting bracket with front trim and attachment hardware.
- Front trim is 6" high x 4" deep
- Table Mount extends below horizontal top:
  - with shroud: 1.44"
  - without shroud: 1.25"

**To Order, Specify:**

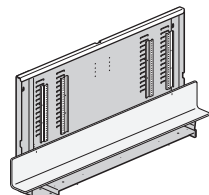
- Product number.
- Trim color for shroud and front trim.

**Specification Tips**

- Refer to Fixed Heights Tables Price List Specification Guide for minimum table sizes and appropriate monitor size(s).
- Not for use with Cultivate 2" Thick Tops.
- Field installation required.
- LED monitors are highly recommended with 70 pounds maximum weight.
- Table Mount accommodates monitors with VESA® mounting patterns in a central location: 200mm x 200mm - 400mm x 400mm.
- For Table Mount without Shroud; recommend placing against a wall as monitor mounting bracket is exposed.
- Separately specified if applicable:
  - Wire management

**Table Mount With Shroud Dual Monitor**

EWVT-DCSD-P

**Without Shroud**

EWVT-DCND-P

	Height	Width	Front Trim Width	Depth	Monitor Size	Number	Trim A	B	
<b>Table Mount With Shroud Dual Monitor</b>	<b>With Shroud</b>								
	27.5"(699mm)	64"(1626mm)	52.5"(1334mm)	8.44"(214mm)	32"x2	EWVT-DCSD-P	<b>\$4124.40</b>	<b>\$4214.00</b>	
<b>Without Shroud</b>									
	24.75"(629mm)	46"(1168mm)	52.5"(1334mm)	8.25"(210mm)	32"x2	EWVT-DCND-P	<b>\$2472.92</b>	<b>\$2562.52</b>	

**Features**

- Includes:
  - With Shroud: shroud, black monitor mounting bracket with front trim and attachment hardware.
  - Without Shroud: black monitor mounting bracket with front trim and attachment hardware.
- Front trim is 6" high x 4" deep X 52.5" Width
- Table Mount extends below horizontal top:
  - with shroud: 1.44"

**To Order, Specify:**

- Product number.
- Trim color for shroud and front trim.

**Specification Tips**

- Refer to Fixed Heights Tables Price List Specification Guide for minimum table sizes and appropriate monitor size(s).
- Not for use with Cultivate 2" Thick Tops.
- Field installation required.
- LED monitors are highly recommended with 35 pounds maximum weight per monitor.
- Table Mount accommodates monitors with VESA® mounting patterns in a central location: 100mm x 100mm - 300mm x 300mm.
- For Table Mount without Shroud; recommend placing against a wall as monitor mounting bracket is exposed.
- Separately specified if applicable:
  - Wire management

This page intentionally blank

PopUp Tables

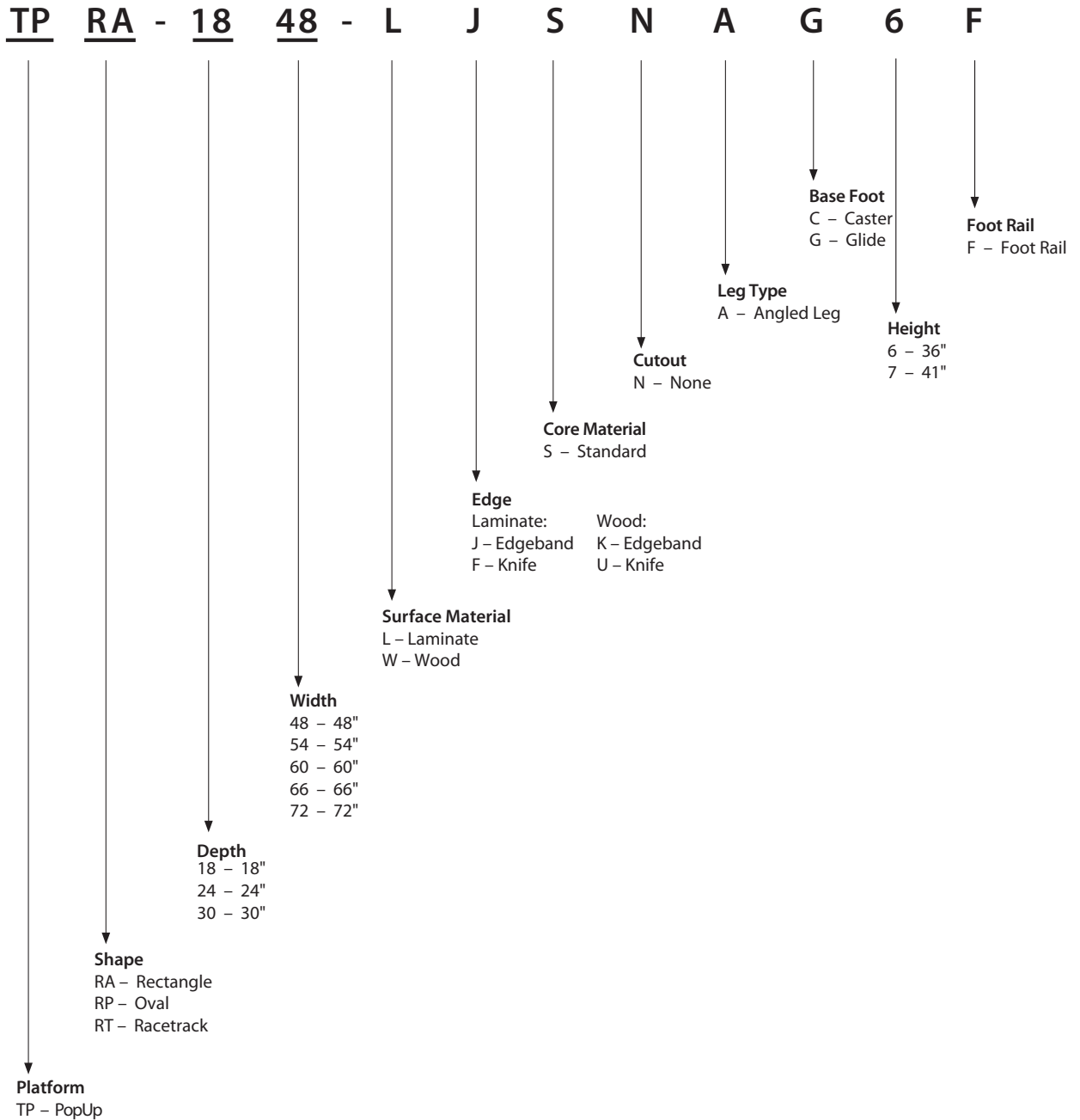


This page intentionally blank

# PopUp Tables General Specifications

**General Guidelines for Product Specification**

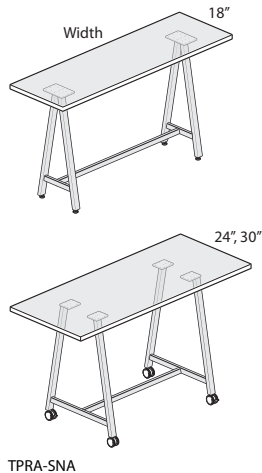
EXAMPLE: PopUp Table, Rectangle, 18" x 48", Laminate, Edgeband, 1 3/16" Core, No Cutout, Angled Leg, Glide, 36"H, Foot Rest.



# PopUp Table

Rectangle – Laminate or Wood

Height	Depth	Width	Number	① ② ③	Laminate A		Laminate B		Wood Group A		Wood Group B		
					J	F	J	F	K	U	K	U	
36"(914mm)	18"(457mm)	48"(1219mm)	TPRA-1848-	SNA	6F	\$1618.93	\$1951.08	\$1753.49	\$2085.64	\$2018.68	\$2422.50	\$2099.82	\$2503.64
		54"(1372mm)	TPRA-1854-	SNA	6F	1653.82	2023.77	1790.63	2160.58	2073.85	2505.39	2163.60	2595.14
		60"(1524mm)	TPRA-1860-	SNA	6F	1688.71	2096.46	1827.77	2235.52	2129.02	2588.28	2227.38	2686.64
		66"(1676mm)	TPRA-1866-	SNA	6F	1723.60	2169.15	1864.91	2310.46	2184.19	2671.17	2291.16	2778.14
		72"(1829mm)	TPRA-1872-	SNA	6F	1758.49	2241.84	1902.05	2385.40	2239.36	2754.06	2354.94	2869.64
24"(610mm)	48"(1219mm)	48"(1219mm)	TPRA-2448-	SNA	6F	\$1696.77	\$2052.92	\$1837.33	\$2193.48	\$2150.60	\$2571.34	\$2254.70	\$2675.44
		54"(1372mm)	TPRA-2454-	SNA	6F	1740.97	2134.92	1884.53	2278.48	2221.84	2670.30	2337.42	2785.88
		60"(1524mm)	TPRA-2460-	SNA	6F	1785.17	2216.92	1931.73	2363.48	2293.08	2769.26	2420.14	2896.32
		66"(1676mm)	TPRA-2466-	SNA	6F	1829.37	2298.92	1978.93	2448.48	2364.32	2868.22	2502.86	3006.76
		72"(1829mm)	TPRA-2472-	SNA	6F	1873.57	2380.92	2026.13	2533.48	2435.56	2967.18	2585.58	3117.20
30"(762mm)	48"(1219mm)	48"(1219mm)	TPRA-3048-	SNA	6F	\$1774.61	\$2154.76	\$1921.17	\$2301.32	\$2282.52	\$2720.18	\$2409.58	\$2847.24
		54"(1372mm)	TPRA-3054-	SNA	6F	1828.12	2246.07	1978.43	2396.38	2369.83	2835.21	2511.24	2976.62
		60"(1524mm)	TPRA-3060-	SNA	6F	1881.63	2337.38	2035.69	2491.44	2457.14	2950.24	2612.90	3106.00
		66"(1676mm)	TPRA-3066-	SNA	6F	1935.14	2428.69	2092.95	2586.50	2544.45	3065.27	2714.56	3235.38
		72"(1829mm)	TPRA-3072-	SNA	6F	1988.65	2520.00	2150.21	2681.56	2631.76	3180.30	2816.22	3364.76
41"(1041mm)	18"(457mm)	48"(1219mm)	TPRA-1848-	SNA	7F	\$1657.78	\$1989.93	\$1792.34	\$2124.49	\$2057.53	\$2461.35	\$2138.67	\$2542.49
		54"(1372mm)	TPRA-1854-	SNA	7F	1692.67	2062.62	1829.48	2199.43	2112.70	2544.24	2202.45	2633.99
		60"(1524mm)	TPRA-1860-	SNA	7F	1727.56	2135.31	1866.62	2274.37	2167.87	2627.13	2266.23	2725.49
		66"(1676mm)	TPRA-1866-	SNA	7F	1762.45	2208.00	1903.76	2349.31	2223.04	2710.02	2330.01	2816.99
		72"(1829mm)	TPRA-1872-	SNA	7F	1797.34	2280.69	1940.90	2424.25	2278.21	2792.91	2393.79	2908.49
24"(610mm)	48"(1219mm)	48"(1219mm)	TPRA-2448-	SNA	7F	\$1735.62	\$2091.77	\$1876.18	\$2232.33	\$2189.45	\$2610.19	\$2293.55	\$2714.29
		54"(1372mm)	TPRA-2454-	SNA	7F	1779.82	2173.77	1923.38	2317.33	2260.69	2709.15	2376.27	2824.73
		60"(1524mm)	TPRA-2460-	SNA	7F	1824.02	2255.77	1970.58	2402.33	2331.93	2808.11	2458.99	2935.17
		66"(1676mm)	TPRA-2466-	SNA	7F	1868.22	2337.77	2017.78	2487.33	2403.17	2907.07	2541.71	3045.61
		72"(1829mm)	TPRA-2472-	SNA	7F	1912.42	2419.77	2064.98	2572.33	2474.41	3006.03	2624.43	3156.05
30"(762mm)	48"(1219mm)	48"(1219mm)	TPRA-3048-	SNA	7F	\$1813.46	\$2193.61	\$1960.02	\$2340.17	\$2321.37	\$2759.03	\$2448.43	\$2886.09
		54"(1372mm)	TPRA-3054-	SNA	7F	1866.97	2284.92	2017.28	2435.23	2408.68	2874.06	2550.09	3015.47
		60"(1524mm)	TPRA-3060-	SNA	7F	1920.48	2376.23	2074.54	2530.29	2495.99	2989.09	2651.75	3144.85
		66"(1676mm)	TPRA-3066-	SNA	7F	1973.99	2467.54	2131.80	2625.35	2583.30	3104.12	2753.41	3274.23
		72"(1829mm)	TPRA-3072-	SNA	7F	2027.50	2558.85	2189.06	2720.41	2670.61	3219.15	2855.07	3403.61



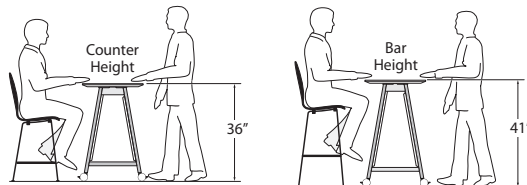
TPRA-SNA

### Features

- Includes 1.18"(30mm) thick standard top, legs and hardware.
- Laminate top with knife edge or 3mm edgeband edges or wood veneer top with 3mm wood edgeband or knife edge.
- Fixed table heights are 36"(914mm) and 41"(1041mm).
- Casters (two locking/two non-locking) are available with: Light platinum or fog hub with graphite tread, or black hub with black tread.
- Glides available in black only and provide 0.5"(13mm) adjustment.
- Casters and glides are not interchangeable.
- Leg and foot rail can be the same or different trim colors.
- Ships unassembled.

### Specification Tips

- Not for use with screens, modesty, AKP, monitor arms or suspended pedestal.
- Separately specified, as needed:
  - Power modules
  - Vertical Wire Channel (TPVW)
  - Accent Plate (TPAP)
  - Bag Hook (KUWH)



### To Order, Specify:

- 1) Product number, including:

#### ① Surface Option:

- L Laminate
- W Wood

#### ② Edge Option:

- Laminate:
- J Edgeband
  - F Knife
- Wood:
- K Edgeband
  - U Knife

#### ③ Base Foot:

- C Casters, add \$97.22 list
- G Glides

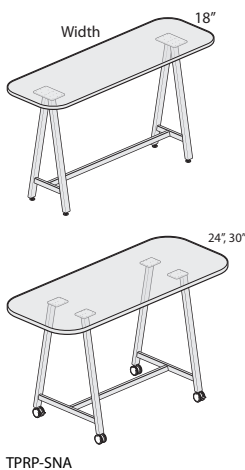
- 2) Laminate surface color or wood finish color.
- 3) Edgeband trim color (laminate only).
- 4) Leg trim color.
- 5) Foot rail color.
- 6) Caster color (if applicable).

**Note:** Foot rail: \$13.50 upcharge list for Metallic and Accent trim colors.  
 Legs: \$40.51 upcharge list for Metallic and Accent trim colors.

# PopUp Table

Oval (Rectangular Radius Corner) – Laminate or Wood

Height	Depth	Width	Number	① ② ③	Laminate A		Laminate B		Wood Group A		Wood Group B		
					J	F	J	F	K	U	K	U	
36"(914mm)	18"(457mm)	48"(1219mm)	TPRP-1848-	SNA	6F	\$1784.58	\$2116.73	\$1919.14	\$2251.29	\$2184.33	\$2588.15	\$2265.47	\$2669.29
		54"(1372mm)	TPRP-1854-	SNA	6F	1819.47	2189.42	1956.28	2326.23	2239.50	2671.04	2329.25	2760.79
		60"(1524mm)	TPRP-1860-	SNA	6F	1854.36	2262.11	1993.42	2401.17	2294.67	2753.93	2393.03	2852.29
		66"(1676mm)	TPRP-1866-	SNA	6F	1889.25	2334.80	2030.56	2476.11	2349.84	2836.82	2456.81	2943.79
		72"(1829mm)	TPRP-1872-	SNA	6F	1924.14	2407.49	2067.70	2551.05	2405.01	2919.71	2520.59	3035.29
24"(610mm)	48"(1219mm)	TPRP-2448-	SNA	6F	\$1862.42	\$2218.57	\$2002.98	\$2359.13	\$2316.25	\$2736.99	\$2420.35	\$2841.09	
		TPRP-2454-	SNA	6F	1906.62	2300.57	2050.18	2444.13	2387.49	2835.95	2503.07	2951.53	
		TPRP-2460-	SNA	6F	1950.82	2382.57	2097.38	2529.13	2458.73	2934.91	2585.79	3061.97	
		TPRP-2466-	SNA	6F	1995.02	2464.57	2144.58	2614.13	2529.97	3033.87	2668.51	3172.41	
		TPRP-2472-	SNA	6F	2039.22	2546.57	2191.78	2699.13	2601.21	3132.83	2751.23	3282.85	
30"(762mm)	48"(1219mm)	TPRP-3048-	SNA	6F	\$1940.26	\$2320.41	\$2086.82	\$2466.97	\$2448.17	\$2885.83	\$2575.23	\$3012.89	
		TPRP-3054-	SNA	6F	1993.77	2411.72	2144.08	2562.03	2535.48	3000.86	2676.89	3142.27	
		TPRP-3060-	SNA	6F	2047.28	2503.03	2201.34	2657.09	2622.79	3115.89	2778.55	3271.65	
		TPRP-3066-	SNA	6F	2100.79	2594.34	2258.60	2752.15	2710.10	3230.92	2880.21	3401.03	
		TPRP-3072-	SNA	6F	2154.30	2685.65	2315.86	2847.21	2797.41	3345.95	2981.87	3530.41	
41"(1041mm)	18"(457mm)	TPRP-1848-	SNA	7F	\$1823.43	\$2155.58	\$1957.99	\$2290.14	\$2223.18	\$2627.00	\$2304.32	\$2708.14	
		TPRP-1854-	SNA	7F	1858.32	2228.27	1995.13	2365.08	2278.35	2709.89	2368.10	2799.64	
		TPRP-1860-	SNA	7F	1893.21	2300.96	2032.27	2440.02	2333.52	2792.78	2431.88	2891.14	
		TPRP-1866-	SNA	7F	1928.10	2373.65	2069.41	2514.96	2388.69	2875.67	2495.66	2982.64	
		TPRP-1872-	SNA	7F	1962.99	2446.34	2106.55	2589.90	2443.86	2958.56	2559.44	3074.14	
24"(610mm)	48"(1219mm)	TPRP-2448-	SNA	7F	\$1901.27	\$2257.42	\$2041.83	\$2397.98	\$2355.10	\$2775.84	\$2459.20	\$2879.94	
		TPRP-2454-	SNA	7F	1945.47	2339.42	2089.03	2482.98	2426.34	2874.80	2541.92	2990.38	
		TPRP-2460-	SNA	7F	1989.67	2421.42	2136.23	2567.98	2497.58	2973.76	2624.64	3100.82	
		TPRP-2466-	SNA	7F	2033.87	2503.42	2183.43	2652.98	2568.82	3072.72	2707.36	3211.26	
		TPRP-2472-	SNA	7F	2078.07	2585.42	2230.63	2737.98	2640.06	3171.68	2790.08	3321.70	
30"(762mm)	48"(1219mm)	TPRP-3048-	SNA	7F	\$1979.11	\$2359.26	\$2125.67	\$2505.82	\$2487.02	\$2924.68	\$2614.08	\$3051.74	
		TPRP-3054-	SNA	7F	2032.62	2450.57	2182.93	2600.88	2574.33	3039.71	2715.74	3181.12	
		TPRP-3060-	SNA	7F	2086.13	2541.88	2240.19	2695.94	2661.64	3154.74	2817.40	3310.50	
		TPRP-3066-	SNA	7F	2139.64	2633.19	2297.45	2791.00	2748.95	3269.77	2919.06	3439.88	
		TPRP-3072-	SNA	7F	2193.15	2724.50	2354.71	2886.06	2836.26	3384.80	3020.72	3569.26	

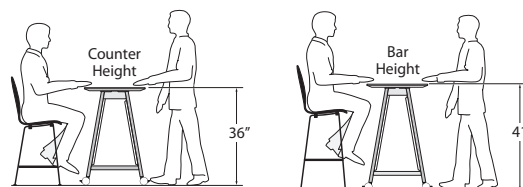


### Features

- Includes 1.18"(30mm) thick standard top, legs and hardware.
- Laminate top with knife edge or 3mm edgeband edges or wood veneer top with 3mm wood edgeband or knife edge.
- Fixed table heights are 36"(914mm) and 41"(1041mm).
- Casters (two locking/two non-locking) are available with: Light platinum or fog hub with black tread, or black hub with black tread.
- Glides available in black only and provide 0.5"(13mm) adjustment.
- Casters and glides are not interchangeable.
- Leg and foot rail can be the same or different trim colors.
- Ships unassembled.

### Specification Tips

- Not for use with screens, modesty, AKP, monitor arms or suspended pedestal.
- Separately specified, as needed:
  - Power modules
  - Vertical Wire Channel (TPVW)
  - Accent Plate (TPAP)
  - Bag Hook (KUWH)



### To Order, Specify:

- 1) Product number, including:

#### ① Surface Option:

- L** Laminate
- W** Wood

#### ② Edge Option:

- Laminate:
- J** Edgeband
  - F** Knife
- Wood:
- K** Edgeband
  - U** Knife

#### ③ Base Foot:

- C** Casters, add \$97.22 list
- G** Glides

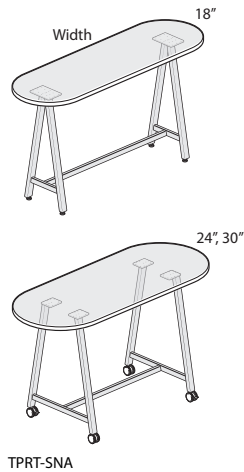
- 2) Laminate surface color or wood finish color.
- 3) Edgeband trim color (laminate only).
- 4) Leg trim color.
- 5) Foot rail color.
- 6) Caster color (if applicable).

**Note:** Foot rail: \$13.50 upcharge list for Metallic and Accent trim colors.  
 Legs: \$40.51 upcharge list for Metallic and Accent trim colors.

# PopUp Table

Racetrack – Laminate or Wood

Height	Depth	Width	Number	① ② ③	Laminate A		Laminate B		Wood Group A		Wood Group B		
					J	F	J	F	K	U	K	U	
36"(914mm)	18"(457mm)	48"(1219mm)	TPRT-1848-	SNA	6F	\$1784.58	\$2116.73	\$1919.14	\$2251.29	\$2184.33	\$2588.15	\$2265.47	\$2669.29
		54"(1372mm)	TPRT-1854-	SNA	6F	1819.47	2189.42	1956.28	2326.23	2239.50	2671.04	2329.25	2760.79
		60"(1524mm)	TPRT-1860-	SNA	6F	1854.36	2262.11	1993.42	2401.17	2294.67	2753.93	2393.03	2852.29
		66"(1676mm)	TPRT-1866-	SNA	6F	1889.25	2334.80	2030.56	2476.11	2349.84	2836.82	2456.81	2943.79
		72"(1829mm)	TPRT-1872-	SNA	6F	1924.14	2407.49	2067.70	2551.05	2405.01	2919.71	2520.59	3035.29
24"(610mm)	60"(1524mm)	TPRT-2460-	SNA	6F	\$1950.82	\$2382.57	\$2097.38	\$2529.13	\$2458.73	\$2934.91	\$2585.79	\$3061.97	
		TPRT-2466-	SNA	6F	1995.02	2464.57	2144.58	2614.13	2529.97	3033.87	2668.51	3172.41	
		TPRT-2472-	SNA	6F	2039.22	2546.57	2191.78	2699.13	2601.21	3132.83	2751.23	3282.85	
30"(762mm)	72"(1829mm)	TPRT-3072-	SNA	6F	\$2154.30	\$2685.65	\$2315.86	\$2847.21	\$2797.41	\$3345.95	\$2981.87	\$3530.41	
41"(1041mm)	18"(457mm)	48"(1219mm)	TPRT-1848-	SNA	7F	\$1823.43	\$2155.58	\$1957.99	\$2290.14	\$2223.18	\$2627.00	\$2304.32	\$2708.14
		54"(1372mm)	TPRT-1854-	SNA	7F	1858.32	2228.27	1995.13	2365.08	2278.35	2709.89	2368.10	2799.64
		60"(1524mm)	TPRT-1860-	SNA	7F	1893.21	2300.96	2032.27	2440.02	2333.52	2792.78	2431.88	2891.14
		66"(1676mm)	TPRT-1866-	SNA	7F	1928.10	2373.65	2069.41	2514.96	2388.69	2875.67	2495.66	2982.64
		72"(1829mm)	TPRT-1872-	SNA	7F	1962.99	2446.34	2106.55	2589.90	2443.86	2958.56	2559.44	3074.14
24"(610mm)	60"(1524mm)	TPRT-2460-	SNA	7F	\$1989.67	\$2421.42	\$2136.23	\$2567.98	\$2497.58	\$2973.76	\$2624.64	\$3100.82	
		TPRT-2466-	SNA	7F	2033.87	2503.42	2183.43	2652.98	2568.82	3072.72	2707.36	3211.26	
		TPRT-2472-	SNA	7F	2078.07	2585.42	2230.63	2737.98	2640.06	3171.68	2790.08	3321.70	
30"(762mm)	72"(1829mm)	TPRT-3072-	SNA	7F	\$2193.15	\$2724.50	\$2354.71	\$2886.06	\$2836.26	\$3384.80	\$3020.72	\$3569.26	

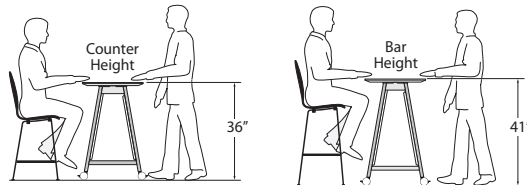


### Features

- Includes 1.18"(30mm) thick standard top, legs and hardware.
- Laminate top with knife edge or 3mm edgeband edges or wood veneer top with 3mm wood edgeband or knife edge.
- Fixed table heights are 36"(914mm) and 41"(1041mm).
- Casters (two locking/two non-locking) are available with: Light platinum or fog hub with graphite tread, or black hub with black tread.
- Glides available in black only and provide 0.5"(13mm) adjustment.
- Casters and glides are not interchangeable.
- Leg and foot rail can be the same or different trim colors.
- Ships unassembled.

### Specification Tips

- Not for use with screens, modesty, AKP, monitor arms or suspended pedestal.
- Separately specified, as needed:
  - Power modules
  - Vertical Wire Channel (TPVW)
  - Accent Plate (TPAP)
  - Bag Hook (KUWH)



### To Order, Specify:

- 1) Product number, including:

#### ① Surface Option:

- L Laminate
- W Wood

#### ② Edge Option:

Laminate:

- J Edgeband
- F Knife

Wood:

- K Edgeband
- U Knife

#### ③ Base Foot:

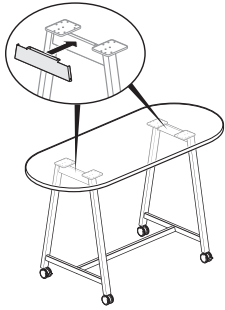
- C Casters, add \$97.22 list
- G Glides

- 2) Laminate surface color or wood finish color.
- 3) Edgeband trim color (laminates only).
- 4) Leg trim color.
- 5) Foot rail color.
- 6) Caster color (if applicable).

**Note:** Foot rail: \$13.50 upcharge list for Metallic and Accent trim colors.  
 Legs: \$40.51 upcharge list for Metallic and Accent trim colors.

# PopUp Table

Accent Plate



TPAP

Depth	Height	Number ①	Trim A	B	Wood Group A	Group B
24"(610mm)	36"(914mm)	TPAP-2436-■	\$289.20	\$297.71	\$426.90	\$453.89
	41"(1041mm)	TPAP-2441-■	289.20	297.71	426.90	453.89
30"(762mm)	36"(914mm)	TPAP-3036-■	\$303.00	\$313.13	\$440.70	\$470.15
	41"(1041mm)	TPAP-3041-■	303.00	313.13	440.70	470.15

**Feature**

- Includes two painted or wood accent plate and attachment hardware.

**Specification Tips**

- Not for use on 18"(457mm) depth PopUp tables.
- Leg accent plate is located in the top center section of each leg assembly and allows for a user-specified accent color for aesthetic purposes.
- Size must match depth and height of table.

**To Order, Specify:**

- 1) Product number, including:

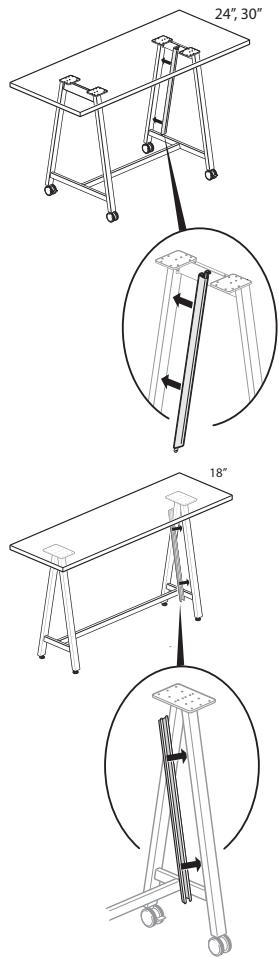
**① Surface Option:**

- P** Paint
- W** Wood

- 2) Paint or wood finish color.

# PopUp Table

Vertical Wire Channel – Leg Attached



For Use With	Width	Number	Trim A	B
<b>No Accent Plate</b>				
36"H Table	2"(51mm)	TPVW-3602-PN	\$177.62	\$185.38
41"H Table	2"(51mm)	TPVW-4102-PN	198.27	207.48
<b>With Accent Plate</b>				
36"H Table	2"(51mm)	TPVW-3302-PA	\$165.23	\$172.12
41"H Table	2"(51mm)	TPVW-3802-PA	185.88	194.22

**Feature**

- Includes one painted vertical wire channel and attachment hardware.

**Specification Tip**

- When specifying a Vertical Wire Channel no Accent Plate or with Accent Plate, order correct model for table height.

**To Order, Specify:**

- 1) Product number.
- 2) Trim color.

TPVW

# Compose Finish/Color Legend

## Wood Finishes

### Grade A

#### Double Cut

2P-RL	Applegate
WE-RD	Dune
WJ-RE	Ebony
2N-RL	Echo
W3-HR	Harbor
WE-RT	Melba
W4-PB	Pebble
CQ-WG	Walnut Grove

### Grade B

#### Anegre Quarter Cut

NP-W08	Golden
--------	--------

#### Cherry

VC-CA1	Amber
VC-W23	American
VC-W33	Caramel
VC-W30	Heritage
VC-W32	Pacific

#### Maple

VP-LM	Light
VP-N	Natural

#### Maple Quarter Cut

NM-N	Natural
------	---------

#### Rift Cut White Oak

NR-W35	Clear
NR-W15	Espresso
NR-W40	Mocha

#### Walnut

VR-W15	Espresso
VR-W21	Mahogany Satin
VR-W31	Retro

#### Walnut Quarter Cut

NW-W35	Clear
NW-W15	Espresso
NW-W31	Retro
NW-W41	Verdant

### Grade D

#### Figured Anegre

VO-W08	Gold
--------	------

## Laminate

### Grade A

#### Solid Color

H-34	Beige
H-AK	Chalk
H-8J	Charcoal
H-3J	Graphite
H-62	Gray Tone
H-WL	Linen
H-3P	Platinum
H-AA	Putty
H-3E	Smoke

#### Patterned

H-P1	Linen Casual
H-P2	Linen Classic
H-P3	Linen Crisp
H-P4	Linen Flax

#### Wood

H-AE	Maple
------	-------

### Grade B

#### Premium Wood Grain

H-KA	Brazilwood
H-KG	Columbian Walnut
H-KP	Field Elm
H-KN	Grey Elm
H-KM	Landmark Wood
H-KL	Neo Walnut
H-KC	New Age Oak
H-KR	Phantom Ecu
H-KS	Phantom Pearl
H-KD	River Cherry
H-KE	Sanara
H-KF	Williamsburg Cherry

### Grade E

#### Premium

H-C1	Hay
H-C2	Drift
H-C3	Pecan
H-C4	Molasses
H-C5	Mineral
H-C6	Hatch
H-C7	Tanned

## Edgeband

### Solid Color

HP-34	Beige
HP-AK	Chalk
HP-8J	Charcoal
HP-3J	Graphite
HP-62	Gray Tone
HP-WL	Linen
HP-3P	Platinum
HP-AA	Putty
HP-3E	Smoke

#### Patterned Edgeband

HP-P1	Linen Casual
HP-P2	Linen Classic
HP-P3	Linen Crisp
HP-P4	Linen Flax

#### Wood Grain

HP-KA	Brazilwood
HP-AM	Cherry
HP-KG	Columbian Walnut
HP-KP	Field Elm
HP-KN	Grey Elm
HP-KM	Landmark Wood
HP-AE	Maple
HP-AD	Medium Cherry
HP-KL	Neo Walnut
HP-KC	New Age Oak
HP-KR	Phantom Ecu
HP-KS	Phantom Pearl
HP-KD	River Cherry
HP-KE	Sanara
HP-KF	Williamsburg Cherry

#### Ply-Edge

HP-PW	Ply-Edge
-------	----------

#### Premium

HP-C1	Hay
HP-C2	Drift
HP-C3	Pecan
HP-C4	Molasses
HP-C5	Mineral
HP-C6	Hatch
HP-C7	Tanned

## Trim

### Grade A

#### Smooth

TR-R	Beige
TR-F	Black
TR-AK	Chalk
TR-K	Charcoal
TR-C1	Cocoa
TR-J	Graphite
TR-G	Gray Tone
TR-AA	Putty
TR-E	Smoke
TR-PLS	Smooth Plaster
TR-FM	Snow

#### Textured

TR-TG	Grout
TR-TF	Pitch
TR-TW	Plaster

### Grade B

#### Smooth

TR-1C	Accent Blue
TR-1E	Accent Orange
TR-1G	Blue Jay
TR-1R	Brownstone
TR-1N	Night
TR-1Q	Park
TR-RR	Rusty Red
TR-1M	Sable
TR-1J	Sky Blue
TR-1H	Terra
TR-1K	Wren

#### Smooth Metallic

TR-DM	Dark Bronze Metallic
TR-MC	Metallic Champagne
TR-MG	Metallic Gunmetal
TR-LE	Metallic Silver

#### Textured Metallic

TR-HE	Hellenic
-------	----------

**ALERT:** These materials are current, however they are being considered for future obsolescence due to low volume.

#### Wood:

VJ-W42	Brindle
2R-RL	Butternut
NP-W08	Golden
NP-W07	Light
NX-U	Medium
VR-W12	Naturally Walnut
VP-AD	Sand
WC-RW	Wenge

#### Laminate:

H-AM	Amber Cherry
H-AD	Medium Cherry

#### Trims:

TR-CTS	Chartreuse
--------	------------

#### Forest Stewardship Council®

**(FSC®) Statement:** In our continuing support of sustainable forestry and responsible purchasing, Haworth North America is offering FSC certified wood products at no up-charge. By providing FSC certified material, Haworth is supporting our client's green building goals and demonstrating our collective commitment to source materials more sustainably.

Haworth will provide to you the necessary FSC-certified paperwork with your shipment. For more information, FAQs, and a complete FSC product list (including product exceptions), go to the Library and search FSC.

Haworth FSC Trademark License  
#FSC-C002821



# Cultivate Finish/Color Legend

## Wood Finishes

### Grade A

#### Double Cut

2P-RL	Applegate
WE-RD	Dune
WJ-RE	Ebony
2N-RL	Echo
WE-RT	Melba
CQ-WG	Walnut Grove

### Grade B

#### Anegre Quarter Cut

NP-W08	Golden
--------	--------

#### Cherry

VC-CA1	Amber
VC-W23	American
VC-W33	Caramel
VC-W30	Heritage
VC-W32	Pacific

#### Maple

VP-LM	Light
VP-N	Natural

#### Maple Quarter Cut

NM-N	Natural
------	---------

#### Rift Cut White Oak

NR-W35	Clear
NR-W15	Espresso
NR-W40	Mocha

#### Walnut

VR-W15	Espresso
VR-W31	Retro

#### Walnut Quarter Cut

NW-W35	Clear
NW-W15	Espresso
NW-W31	Retro

## Laminate Finishes

### Grade A

#### Solid Color

H-34	Beige
H-AK	Chalk
H-8J	Charcoal
H-3J	Graphite
H-62	Gray Tone
H-WL	Linen
H-3P	Platinum
H-AA	Putty
H-3E	Smoke

### Grade A

#### Patterned

H-P1	Linen Casual
H-P2	Linen Classic
H-P3	Linen Crisp
H-P4	Linen Flax

#### Wood

H-AE	Maple
------	-------

### Grade B

#### Premium Wood Grain

H-KA	Brazilwood
H-KG	Columbian Walnut
H-KP	Field Elm
H-KN	Grey Elm
H-KM	Landmark Wood
H-KL	Neo Walnut
H-KC	New Age Oak
H-KR	Phantom Ecru
H-KS	Phantom Pearl
H-KD	River Cherry
H-KE	Sanara
H-KF	Williamsburg Cherry

### Edgeband

#### Solid Color

HP-34	Beige
HP-AK	Chalk
HP-8J	Charcoal
HP-3J	Graphite
HP-62	Gray Tone
HP-WL	Linen
HP-3P	Platinum
HP-AA	Putty
HP-3E	Smoke

#### Patterned

HP-P1	Linen Casual
HP-P2	Linen Classic
HP-P3	Linen Crisp
HP-P4	Linen Flax

#### Wood Grain

HP-KA	Brazilwood
HP-AM	Cherry
HP-KG	Columbian Walnut
HP-KP	Field Elm
HP-KN	Grey Elm
HP-KM	Landmark Wood
HP-AE	Maple
HP-AD	Medium Cherry
HP-KL	Neo Walnut
HP-KC	New Age Oak
HP-KR	Phantom Ecru
HP-KS	Phantom Pearl
HP-KD	River Cherry
HP-KE	Sanara
HP-KF	Williamsburg Cherry

#### Ply-Edge

HP-PW	Ply-Edge
-------	----------

## Trim

### Grade A

#### Smooth

TR-R	Beige
TR-AK	Chalk
TR-K	Charcoal
TR-C1	Cocoa
TR-J	Graphite
TR-G	Gray Tone
TR-AA	Putty
TR-E	Smoke
TR-PLS	Smooth Plaster
TR-FM	Snow

#### Textured

TR-TG	Grout
TR-TF	Pitch
TR-TW	Plaster

### Grade B

#### Smooth

TR-1C	Accent Blue
TR-1E	Accent Orange
TR-1G	Blue Jay
TR-1R	Brownstone
TR-1N	Night
TR-1Q	Park
TR-RR	Rusty Red
TR-1M	Sable
TR-1J	Sky Blue
TR-1H	Terra
TR-1K	Wren

#### Smooth Metallic

TR-DM	Dark Bronze Metallic
TR-MC	Metallic Champagne
TR-MG	Metallic Gunmetal
TR-LE	Metallic Silver

#### Textured Metallic

TR-HE	Hellenic
-------	----------

**ALERT:** These materials are current, however they are being considered for future obsolescence due to low volume.

#### Wood:

VJ-W42	Brindle
2R-RL	Butternut
NP-W08	Golden
NP-W07	Light
NX-U	Medium
VR-W12	Naturally Walnut
VP-AD	Sand
WC-RW	Wenge

#### Laminate:

H-AM	Amber Cherry
H-AD	Medium Cherry

#### Trims:

TR-CTS	Chartreuse
--------	------------

### Forest Stewardship Council (FSC) Statement:

In our continuing support of sustainable forestry and responsible purchasing, Haworth North America is offering FSC certified wood products at no up-charge. By providing FSC certified material, Haworth is supporting our client's green building goals and demonstrating our collective commitment to source materials more sustainably.

Haworth will provide to you the necessary FSC-certified paperwork with your shipment. For more information, FAQs, and a complete FSC product list (including product exceptions), go to the Library and search FSC.

## Executive — A5 Table Finish/Color Legends

**Grade B**Anegre Quarter Cut

YC-W08 Golden

Cherry

YD-CA1 Amber  
 YD-W23 American  
 YD-W33 Caramel  
 YD-W30 Heritage  
 YD-W32 Pacific

Maple

YL-LM Light  
 YL-N Natural

Maple Quarter Cut

YM-N Natural

Rift Cut White Oak

YB-W15 Espresso

Walnut

YN-W15 Espresso  
 YN-W31 Retro

Walnut Quarter Cut

Y9-W15 Espresso  
 Y9-W31 Retro

**Grade D**

V0-W16 Espresso  
 V0-W08 Golden

**Trim****Grade A**Smooth

TR-R Beige  
 TR-AK Chalk  
 TR-K Charcoal  
 TR-C1 Cocoa  
 TR-J Graphite  
 TR-G Gray Tone  
 TR-AA Putty  
 TR-E Smoke  
 TR-PLS Smooth Plaster  
 TR-FM Snow

Textured

TR-TG Grout  
 TR-TF Pitch  
 TR-TW Plaster

**Grade B**Smooth

TR-1C Accent Blue  
 TR-1E Accent Orange  
 TR-1G Blue Jay  
 TR-1R Brownstone  
 TR-1N Night  
 TR-1Q Park  
 TR-RR Rusty Red  
 TR-1M Sable  
 TR-1J Sky Blue  
 TR-1H Terra  
 TR-1K Wren

Smooth Metallic

TR-DM Dark Bronze Metallic  
 TR-MC Metallic Champagne  
 TR-MG Metallic Gunmetal  
 TR-LE Metallic Silver

Textured Metallic

TR-HE Hellenic

**Lock Plugs**

TR-BL Black  
 TR-BP Chrome

**ALERT:** These materials are current, however they are being considered for future obsolescence due to low volume.

**Trims:**

TR-CTS Chartreuse

**Forest Stewardship Council (FSC)****Statement:**

In our continuing support of sustainable forestry and responsible purchasing, Haworth North America is offering FSC certified wood products at no up-charge. By providing FSC certified material, Haworth is supporting our client's green building goals and demonstrating our collective commitment to source materials more sustainably.

Haworth will provide to you the necessary FSC-certified paperwork with your shipment. For more information, FAQs, and a complete FSC product list (including product exceptions), go to the Library and search FSC.

# Immerse Table Finish/Color Legends

## Wood Finishes

### Grade A

#### Double Cut

2P-RL	Applegate
WE-RD	Dune
WJ-RE	Ebony
2N-RL	Echo
WE-RT	Melba
CQ-WG	Walnut Grove

### Grade B

#### Anegre Quarter Cut

YC-W08	Golden
--------	--------

#### Cherry

YD-CA1	Amber
YD-W23	American
YD-W33	Caramel
YD-W30	Heritage
YD-W32	Pacific

#### Maple

YL-LM	Light
YL-N	Natural

#### Maple Quarter Cut

YM-N	Natural
------	---------

#### Rift Cut White Oak

YB-W35	Clear
YB-W15	Espresso
YB-W40	Mocha

#### Walnut

YN-W15	Espresso
YN-W31	Retro

#### Walnut Quarter Cut

Y9-W35	Clear
Y9-W15	Espresso
Y9-W31	Retro

## Paint Top Finishes

### Grade A

#### Solid Color

PW-R	Beige
PW-F	Black
PW-AK	Chalk
PW-G	Gray Tone
PW-PL	Polar
PW-SY	Stormy
PW-VR	Vapor

### Grade B

#### Solid Color

PW-RR	Rusty Red
PW-1J	Sky Blue
PW-SP	Sparrow
PW-ST	Straw
PW-1H	Terra

## Laminate Finishes

### Grade A

#### Solid Color

H-34	Beige
H-AK	Chalk
H-8J	Charcoal
H-3J	Graphite
H-62	Gray Tone
H-WL	Linen
H-3P	Platinum
H-AA	Putty
H-3E	Smoke

#### Wood

H-AE	Maple
------	-------

### Grade B

#### Premium Wood Grain

H-KA	Brazilwood
H-KG	Columbian Walnut
H-KP	Field Elm
H-KN	Grey Elm
H-KM	Landmark Wood
H-KL	Neo Walnut
H-KC	New Age Oak
H-KR	Phantom Ecru
H-KS	Phantom Pearl
H-KD	River Cherry
H-KF	Williamsburg Cherry

#### Edgeband

##### Solid Color

HP-34	Beige
HP-AK	Chalk
HP-8J	Charcoal
HP-3J	Graphite
HP-62	Gray Tone
HP-WL	Linen
HP-3P	Platinum
HP-AA	Putty
HP-3E	Smoke

##### Wood Grain

HP-KA	Brazilwood
HP-AM	Cherry
HP-KG	Columbian Walnut
HP-KP	Field Elm
HP-KN	Grey Elm
HP-KM	Landmark Wood
HP-AE	Maple
HP-AD	Medium Cherry
HP-KL	Neo Walnut
HP-KC	New Age Oak
HP-KR	Phantom Ecru
HP-KS	Phantom Pearl
HP-KD	River Cherry
HP-KF	Williamsburg Cherry

#### Ply-Edge

HP-PW	Ply-Edge
-------	----------

#### Solid Surface Top Finish

SS-CW	Cameo White
-------	-------------

#### Planter Finishes

TR-F	Black
TR-G	Gray Tone
TR-PLS	Smooth Plaster
TR-TC	Terra Cotta

#### Wood Leg Finishes

M5-W35	Clear on Oak
M6-W35	Clear on Walnut
M7-W43	Ink on Ash

## Trim

### Grade A

#### Smooth

TR-R	Beige
TR-AK	Chalk
TR-K	Charcoal
TR-C1	Cocoa
TR-J	Graphite
TR-G	Gray Tone
TR-AA	Putty
TR-E	Smoke
TR-PLS	Smooth Plaster
TR-FM	Snow

#### Textured

TR-TG	Grout
TR-TF	Pitch
TR-TW	Plaster

### Grade B

#### Smooth

TR-1C	Accent Blue
TR-1E	Accent Orange
TR-1G	Blue Jay
TR-1R	Brownstone
TR-1N	Night
TR-1Q	Park
TR-RR	Rusty Red
TR-1M	Sable
TR-1J	Sky Blue
TR-1H	Terra
TR-1K	Wren

#### Smooth Metallic

TR-DM	Dark Bronze Metallic
TR-MC	Metallic Champagne
TR-MG	Metallic Gunmetal
TR-LE	Metallic Silver

#### Textured Metallic

TR-HE	Hellenic
-------	----------

**ALERT:** These materials are current, however they are being considered for future obsolescence due to low volume.

#### Wood:

VJ-W42	Brindle
2R-RL	Butternut
NP-W08	Golden
NP-W07	Light
NX-U	Medium
VR-W12	Naturally Walnut
VP-AD	Sand
WC-RW	Wenge

#### Laminate:

H-AM	Amber Cherry
H-AD	Medium Cherry

#### Trims:

TR-CTS	Chartreuse
--------	------------

### Forest Stewardship Council (FSC) Statement:

In our continuing support of sustainable forestry and responsible purchasing, Haworth North America is offering FSC certified wood products at no up-charge. By providing FSC certified material, Haworth is supporting our client's green building goals and demonstrating our collective commitment to source materials more sustainably.

Haworth will provide to you the necessary FSC-certified paperwork with your shipment. For more information, FAQs, and a complete FSC product list (including product exceptions), go to the Library and search FSC.

# Jive Table Finish/Color Legends

## Wood Finishes

### Grade A

#### Double Cut

2P-RL	Applegate
WJ-RE	Ebony
2N-RL	Echo
WE-RD	Dune
WE-RT	Melba
CQ-WG	Walnut Grove

### Grade B

#### Anegre Quarter Cut

NP-W08	Golden
--------	--------

#### Cherry

VC-CA1	Amber
VC-W23	American
VC-W33	Caramel
VC-W30	Heritage
VC-W32	Pacific

#### Maple

VP-LM	Light
VP-N	Natural

#### Maple Quarter Cut

NM-N	Natural
------	---------

#### Rift Cut White Oak

NR-W35	Clear
NR-W15	Espresso
NR-W40	Mocha

#### Walnut

VR-W15	Espresso
VR-W31	Retro

#### Walnut Quarter Cut

NW-W35	Clear
NW-W15	Espresso
NW-W31	Retro

## Laminate Finishes

### Grade A

#### Solid Color

H-34	Beige
H-AK	Chalk
H-8J	Charcoal
H-3J	Graphite
H-62	Gray Tone
H-WL	Linen
H-3P	Platinum
H-AA	Putty
H-3E	Smoke

#### Wood

H-AE	Maple
------	-------

### Grade B

#### Premium Wood Grain

H-KA	Brazilwood
H-KG	Columbian Walnut
H-KP	Field Elm
H-KN	Grey Elm
H-KM	Landmark Wood
H-KL	Neo Walnut
H-KC	New Age Oak
H-KR	Phantom Ecru
H-KS	Phantom Pearl
H-KD	River Cherry
H-KF	Williamsburg Cherry

### Grade E

#### Premium

H-C1	Hay
H-C2	Drift
H-C3	Pecan
H-C4	Molasses
H-C5	Mineral
H-C6	Hatch
H-C7	Tanned

### Edgeband

#### Solid Color

HP-34	Beige
HP-AK	Chalk
HP-8J	Charcoal
HP-3J	Graphite
HP-62	Gray Tone
HP-WL	Linen
HP-3P	Platinum
HP-AA	Putty
HP-3E	Smoke

#### Wood Grain

HP-KA	Brazilwood
HP-AM	Cherry
HP-KG	Columbian Walnut
HP-KP	Field Elm
HP-KN	Grey Elm
HP-KM	Landmark Wood
HP-AE	Maple
HP-AD	Medium Cherry
HP-KL	Neo Walnut
HP-KC	New Age Oak
HP-KR	Phantom Ecru
HP-KS	Phantom Pearl
HP-KD	River Cherry
HP-KF	Williamsburg Cherry

## Ply-Edge

HP-PW	Ply-Edge
-------	----------

### Premium

HP-C1	Hay
HP-C2	Drift
HP-C3	Pecan
HP-C4	Molasses
HP-C5	Mineral
HP-C6	Hatch
HP-C7	Tanned

### Trim

#### Grade A

##### Smooth

TR-R	Beige
TR-AK	Chalk
TR-K	Charcoal
TR-C1	Cocoa
TR-J	Graphite
TR-G	Gray Tone
TR-AA	Putty
TR-E	Smoke
TR-PLS	Smooth Plaster
TR-FM	Snow

##### Textured

TR-TG	GROUT
TR-TF	Pitch
TR-TW	Plaster

### Grade B

#### Smooth

TR-1C	Accent Blue
TR-1E	Accent Orange
TR-1G	Blue Jay
TR-1R	Brownstone
TR-1N	Night
TR-1Q	Park
TR-RR	Rusty Red
TR-1M	Sable
TR-1J	Sky Blue
TR-1H	Terra
TR-1K	Wren

#### Smooth Metallic

TR-DM	Dark Bronze Metallic
TR-MC	Metallic Champagne
TR-MG	Metallic Gunmetal
TR-LE	Metallic Silver

#### Textured Metallic

TR-HE	Hellenic
-------	----------

### Casters

TR-F	Black
TR-7	Fog
TR-LPL	Light Platinum

**ALERT:** These materials are current, however they are being considered for future obsolescence due to low volume.

#### Wood:

VJ-W42	Brindle
2R-RL	Butternut
NP-W08	Golden
NP-W07	Light
NX-U	Medium
VR-W12	Naturally Walnut
VP-AD	Sand
WC-RW	Wenge

#### Laminate:

H-AM	Amber Cherry
H-AD	Medium Cherry

#### Trims:

TR-CTS	Chartreuse
--------	------------

### Forest Stewardship Council (FSC) Statement:

In our continuing support of sustainable forestry and responsible purchasing, Haworth North America is offering FSC certified wood products at no up-charge. By providing FSC certified material, Haworth is supporting our client's green building goals and demonstrating our collective commitment to source materials more sustainably.

Haworth will provide to you the necessary FSC-certified paperwork with your shipment. For more information, FAQs, and a complete FSC product list (including product exceptions), go to the Library and search FSC.

# Masters Series Table Finish/Color Legends

## Wood Finishes

### Grade A

#### Double Cut

2P-RL	Applegate
WE-RD	Dune
WJ-RE	Ebony
2N-RL	Echo
WE-RT	Melba
CQ-WG	Walnut Grove

#### Cherry

VC-CA1	Amber
VC-W23	American
VC-W33	Caramel
VC-W30	Heritage
VC-W32	Pacific

#### Maple

VP-LM	Light
VP-N	Natural

#### Maple Quarter Cut

NM-N	Natural
------	---------

#### Rift Cut White Oak

NR-W35	Clear
NR-W15	Espresso
NR-W40	Mocha

#### Walnut

VR-W15	Espresso
VR-W31	Retro

#### Walnut Quarter Cut

NW-W35	Clear
NW-W15	Espresso
NW-W31	Retro

## Laminate Finishes

### Grade A

#### Solid Color

H-34	Beige
H-AK	Chalk
H-8J	Charcoal
H-3J	Graphite
H-62	Gray Tone
H-WL	Linen
H-3P	Platinum
H-AA	Putty
H-3E	Smoke

### Grade A

#### Patterned

H-P1	Linen Casual
H-P2	Linen Classic
H-P3	Linen Crisp
H-P4	Linen Flax

#### Wood

H-AM	Amber Cherry
H-AE	Maple

### Grade B

#### Premium Wood Grain

H-KA	Brazilwood
H-KG	Columbian Walnut
H-KP	Field Elm
H-KN	Grey Elm
H-KM	Landmark Wood
H-KL	Neo Walnut
H-KC	New Age Oak
H-KR	Phantom Ecru
H-KS	Phantom Pearl
H-KD	River Cherry
H-KE	Sanara
H-KF	Williamsburg Cherry

## Edgeband

### Solid Color

HP-34	Beige
HP-AK	Chalk
HP-8J	Charcoal
HP-3J	Graphite
HP-62	Gray Tone
HP-WL	Linen
HP-3P	Platinum
HP-AA	Putty
HP-3E	Smoke

### Patterned

HP-P1	Linen Casual
HP-P2	Linen Classic
HP-P3	Linen Crisp
HP-P4	Linen Flax

### Wood Grain

HP-KA	Brazilwood
HP-AM	Cherry
HP-KG	Columbian Walnut
HP-KP	Field Elm
HP-KN	Grey Elm
HP-KM	Landmark Wood
HP-AE	Maple
HP-AD	Medium Cherry
HP-KL	Neo Walnut
HP-KC	New Age Oak
HP-KR	Phantom Ecru
HP-KS	Phantom Pearl
HP-KD	River Cherry
HP-KE	Sanara
HP-KF	Williamsburg Cherry

### Ply-Edge

HP-PW	Ply-Edge
-------	----------

## Trim

### Grade A

#### Smooth

TR-R	Beige
TR-AK	Chalk
TR-K	Charcoal
TR-C1	Cocoa
TR-J	Graphite
TR-G	Gray Tone
TR-AA	Putty
TR-E	Smoke
TR-PLS	Smooth Plaster
TR-FM	Snow

### Textured

TR-TG	Grout
TR-TF	Pitch
TR-TW	Plaster

### Grade B

#### Smooth

TR-1C	Accent Blue
TR-1E	Accent Orange
TR-1G	Blue Jay
TR-1R	Brownstone
TR-1N	Night
TR-1Q	Park
TR-RR	Rusty Red
TR-1M	Sable
TR-1J	Sky Blue
TR-1H	Terra
TR-1K	Wren

### Smooth Metallic

TR-DM	Dark Bronze Metallic
TR-MC	Metallic Champagne
TR-MG	Metallic Gunmetal
TR-LE	Metallic Silver

### Textured Metallic

TR-HE	Hellenic
-------	----------

**ALERT:** These materials are current, however they are being considered for future obsolescence due to low volume.

### Wood:

VJ-W42	Brindle
2R-RL	Butternut
NP-W08	Golden
NP-W07	Light
NX-U	Medium
VR-W12	Naturally Walnut
VP-AD	Sand
WC-RW	Wenge

### Laminate:

H-AM	Amber Cherry
H-AD	Medium Cherry

### Trims:

TR-CTS	Chartreuse
--------	------------

## Forest Stewardship Council (FSC) Statement:

In our continuing support of sustainable forestry and responsible purchasing, Haworth North America is offering FSC certified wood products at no up-charge. By providing FSC certified material, Haworth is supporting our client's green building goals and demonstrating our collective commitment to source materials more sustainably.

Haworth will provide to you the necessary FSC-certified paperwork with your shipment. For more information, FAQs, and a complete FSC product list (including product exceptions), go to the Library and search FSC.

## Pip Table Finish/Color Legends

### Trim

#### Grade A

##### Smooth

TR-R	Beige
TR-AK	Chalk
TR-K	Charcoal
TR-C1	Cocoa
TR-J	Graphite
TR-G	Gray Tone
TR-AA	Putty
TR-E	Smoke
TR-PLS	Smooth Plaster
TR-FM	Snow

##### Textured

TR-TG	Grout
TR-TF	Pitch
TR-TW	Plaster

#### Grade B

##### Smooth

TR-1C	Accent Blue
TR-1E	Accent Orange
TR-1G	Blue Jay
TR-1R	Brownstone
TR-1N	Night
TR-1Q	Park
TR-RR	Rusty Red
TR-1M	Sable
TR-1J	Sky Blue
TR-1H	Terra
TR-1K	Wren

##### Smooth Metallic

TR-DM	Dark Bronze Metallic
TR-MC	Metallic Champagne
TR-MG	Metallic Gunmetal
TR-LE	Metallic Silver

##### Textured Metallic

TR-HE	Hellenic
-------	----------

### Surface - Painted MDF

#### Grade A

PW-R	Beige
PW-F	Black
PW-AK	Chalk
PW-G	Gray Tone
PW-PL	Polar
PW-SY	Stormy
PW-VA	Vapor

#### Grade B

PW-RR	Rusty Red
PW-1J	Sky Blue
PW-SP	Sparrow
PW-ST	Straw
PW-1H	Terra

### Surface - Wood

VB-W35	Plank White Oak
VH-W35	Plank Walnut

**ALERT:** These materials are current, however they are being considered for future obsolescence due to low volume.

#### Trims:

TR-CTS Chartreuse

### Forest Stewardship Council (FSC)

#### Statement:

In our continuing support of sustainable forestry and responsible purchasing, Haworth North America is offering FSC certified wood products at no up-charge. By providing FSC certified material, Haworth is supporting our client's green building goals and demonstrating our collective commitment to source materials more sustainably.

Haworth will provide to you the necessary FSC-certified paperwork with your shipment. For more information, FAQs, and a complete FSC product list (including product exceptions), go to the Library and search FSC.

# Planes Table Finish/Color Legends

## Wood Finishes

### Grade A

#### Double Cut

2P-RL	Applegate
WJ-RE	Ebony
2N-RL	Echo
WE-RD	Dune
WE-RT	Melba
CQ-WG	Walnut Grove

### Grade B

#### Anegre Quarter Cut

NP-W08	Golden
--------	--------

#### Cherry

VC-CA1	Amber
VC-W23	American
VC-W33	Caramel
VC-W30	Heritage
VC-W32	Pacific

#### Maple

VP-LM	Light
VP-N	Natural

#### Maple Quarter Cut

NM-N	Natural
------	---------

#### Rift Cut White Oak

NR-W35	Clear
NR-W15	Espresso
NR-W40	Mocha

#### Walnut

VR-W15	Espresso
VR-W31	Retro

#### Walnut Quarter Cut

NW-W35	Clear
NW-W15	Espresso
NW-W31	Retro

## Laminate Finishes

### Grade A

#### Solid Color

H-34	Beige
H-AK	Chalk
H-8J	Charcoal
H-3J	Graphite
H-62	Gray Tone
H-WL	Linen
H-3P	Platinum
H-AA	Putty
H-3E	Smoke

#### Wood

H-AE	Maple
------	-------

### Grade B

#### Premium Wood Grain

H-KA	Brazilwood
H-KG	Columbian Walnut
H-KP	Field Elm
H-KN	Grey Elm
H-KM	Landmark Wood
H-KL	Neo Walnut
H-KC	New Age Oak
H-KR	Phantom Ecru
H-KS	Phantom Pearl
H-KD	River Cherry
H-KF	Williamsburg Cherry

### Grade E

#### Premium

H-C1	Hay
H-C2	Drift
H-C3	Pecan
H-C4	Molasses
H-C5	Mineral
H-C6	Hatch
H-C7	Tanned

### Edgeband

#### Solid Color

HP-34	Beige
HP-AK	Chalk
HP-8J	Charcoal
HP-3J	Graphite
HP-62	Gray Tone
HP-WL	Linen
HP-3P	Platinum
HP-AA	Putty
HP-3E	Smoke

#### Wood Grain

HP-KA	Brazilwood
HP-AM	Cherry
HP-KG	Columbian Walnut
HP-KP	Field Elm
HP-KN	Grey Elm
HP-KM	Landmark Wood
HP-AE	Maple
HP-AD	Medium Cherry
HP-KL	Neo Walnut
HP-KC	New Age Oak
HP-KR	Phantom Ecru
HP-KS	Phantom Pearl
HP-KD	River Cherry
HP-KF	Williamsburg Cherry

## Ply-Edge

HP-PW	Ply-Edge
-------	----------

### Premium

HP-C1	Hay
HP-C2	Drift
HP-C3	Pecan
HP-C4	Molasses
HP-C5	Mineral
HP-C6	Hatch
HP-C7	Tanned

### Trim

#### Grade A

#### Smooth

TR-R	Beige
TR-AK	Chalk
TR-K	Charcoal
TR-C1	Cocoa
TR-J	Graphite
TR-G	Gray Tone
TR-AA	Putty
TR-E	Smoke
TR-PLS	Smooth Plaster
TR-FM	Snow

#### Textured

TR-TG	GROUT
TR-TF	Pitch
TR-TW	Plaster

### Grade B

#### Smooth

TR-1C	Accent Blue
TR-1E	Accent Orange
TR-1G	Blue Jay
TR-1R	Brownstone
TR-1N	Night
TR-1Q	Park
TR-RR	Rusty Red
TR-1M	Sable
TR-1J	Sky Blue
TR-1H	Terra
TR-1K	Wren

#### Smooth Metallic

TR-DM	Dark Bronze Metallic
TR-MC	Metallic Champagne
TR-MG	Metallic Gunmetal
TR-LE	Metallic Silver

#### Textured Metallic

TR-HE	Hellenic
-------	----------

### Casters

TR-F	Black
TR-7	Fog
TR-LPL	Light Platinum

### Lock Plugs

LR-BL	Black
LR-BP	Chrome

**ALERT:** These materials are current, however they are being considered for future obsolescence due to low volume.

### Wood:

VJ-W42	Brindle
2R-RL	Butternut
NP-W08	Golden
NP-W07	Light
NX-U	Medium
VR-W12	Naturally Walnut
VP-AD	Sand
WC-RW	Wenge

### Laminate:

H-AM	Amber Cherry
H-AD	Medium Cherry

### Trims:

TR-CTS	Chartreuse
--------	------------

### Forest Stewardship Council (FSC) Statement:

In our continuing support of sustainable forestry and responsible purchasing, Haworth North America is offering FSC certified wood products at no up-charge. By providing FSC certified material, Haworth is supporting our client's green building goals and demonstrating our collective commitment to source materials more sustainably.

Haworth will provide to you the necessary FSC-certified paperwork with your shipment. For more information, FAQs, and a complete FSC product list (including product exceptions), go to the Library and search FSC.

# Planes Fabrics/Color Legend

**Vertical Fabrics**

**Grade A**

- Chevron (6X)
- Etch (35)
- Highlands (L6)
- Striae (C1)
- Tailored (PY)
- Tellure (3A)

**Grade B**

- Camp (33)
- Classic (L5)
- Fields (34)
- Hue (6)
- Peca (32)
- Ritz (PV)
- Shimmer (WS)

**Grade C**

- Birds Nest (PH)
- Sisal (SW)

**Grade D**

- Tangram (LV)

**Haworth+**

For information on the Haworth+ alliance program, including images and product availability, please refer to:

Haworth.com > Surface Collection > Haworth+ Library

**Customer's Own Material (COM)**

For general Customer's Own Material (COM) information including processes and forms, please refer to:

Haworth.com > Surface Collection > Resources > COM

For information on approved COM's, please refer to:

Haworth.com > Surface Collection > COM Library

\* For most current finish and fabric availability please reference [surfaces.haworth.com](https://surfaces.haworth.com).



# PopUp Table Finish/Color Legends

## Wood Finishes

### Grade A

#### Double Cut

2P-RL	Applegate
WJ-RE	Ebony
2N-RL	Echo
WE-RT	Melba
CQ-WG	Walnut Grove

### Grade B

#### Cherry

VC-CA1	Amber
VC-W23	American
VC-W33	Caramel
VC-W30	Heritage
VC-W32	Pacific

#### Maple

VP-LM	Light
VP-N	Natural

#### Maple Quarter Cut

NM-N	Natural
------	---------

#### Rift Cut White Oak

NR-W35	Clear
NR-W15	Espresso
NR-W40	Mocho

#### Walnut

VR-W15	Espresso
VR-W31	Retro

#### Walnut Quarter Cut

NW-W35	Clear
NW-W15	Espresso
NW-W31	Retro

## Laminate Finishes

### Grade A

#### Solid Color

H-34	Beige
H-AK	Chalk
H-8J	Charcoal
H-3J	Graphite
H-62	Gray Tone
H-WL	Linen
H-3P	Platinum
H-AA	Putty
H-3E	Smoke

### Grade A

#### Patterned

H-P1	Linen Casual
H-P2	Linen Classic
H-P3	Linen Crisp
H-P4	Linen Flax

#### Wood

H-AE	Maple
------	-------

### Grade B

#### Premium Wood Grain

H-KA	Brazilwood
H-KG	Columbian Walnut
H-KP	Field Elm
H-KN	Grey Elm
H-KM	Landmark Wood
H-KL	Neo Walnut
H-KC	New Age Oak
H-KR	Phantom Ecru
H-KS	Phantom Pearl
H-KD	River Cherry
H-KE	Sanara
H-KF	Williamsburg Cherry

### Edgeband

#### Solid Color

HP-34	Beige
HP-AK	Chalk
HP-8J	Charcoal
HP-3J	Graphite
HP-62	Gray Tone
HP-WL	Linen
HP-3P	Platinum
HP-AA	Putty
HP-3E	Smoke

#### Patterned

HP-P1	Linen Casual
HP-P2	Linen Classic
HP-P3	Linen Crisp
HP-P4	Linen Flax

#### Wood Grain

HP-KA	Brazilwood
HP-AM	Cherry
HP-KG	Columbian Walnut
HP-KP	Field Elm
HP-KN	Grey Elm
HP-KM	Landmark Wood
HP-AE	Maple
HP-AD	Medium Cherry
HP-KL	Neo Walnut
HP-KC	New Age Oak
HP-KR	Phantom Ecru
HP-KS	Phantom Pearl
HP-KD	River Cherry
HP-KE	Sanara
HP-KF	Williamsburg Cherry

#### Ply-Edge

HP-PW	Ply-Edge
-------	----------

## Trim

### Grade A

#### Smooth

TR-R	Beige
TR-AK	Chalk
TR-K	Charcoal
TR-C1	Cocoa
TR-J	Graphite
TR-G	Gray Tone
TR-AA	Putty
TR-E	Smoke
TR-PLS	Smooth Plaster
TR-FM	Snow

#### Textured

TR-TG	Grout
TR-TF	Pitch
TR-TW	Plaster

### Grade B

#### Smooth

TR-1C	Accent Blue
TR-1E	Accent Orange
TR-1G	Blue Jay
TR-1R	Brownstone
TR-1N	Night
TR-1Q	Park
TR-RR	Rusty Red
TR-1M	Sable
TR-1J	Sky Blue
TR-1H	Terra
TR-1K	Wren

#### Smooth Metallic

TR-DM	Dark Bronze Metallic
TR-MC	Metallic Champagne
TR-MG	Metallic Gunmetal
TR-LE	Metallic Silver

#### Textured Metallic

TR-HE	Hellenic
-------	----------

**ALERT:** These materials are current, however they are being considered for future obsolescence due to low volume.

#### Wood:

VJ-W42	Brindle
2R-RL	Butternut
NP-W08	Golden
NP-W07	Light
NX-U	Medium
VR-W12	Naturally Walnut
VP-AD	Sand
WC-RW	Wenge

#### Laminate:

H-AM	Amber Cherry
H-AD	Medium Cherry

#### Trims:

TR-CTS	Chartreuse
--------	------------

### Forest Stewardship Council (FSC) Statement:

In our continuing support of sustainable forestry and responsible purchasing, Haworth North America is offering FSC certified wood products at no up-charge. By providing FSC certified material, Haworth is supporting our client's green building goals and demonstrating our collective commitment to source materials more sustainably.

Haworth will provide to you the necessary FSC-certified paperwork with your shipment. For more information, FAQs, and a complete FSC product list (including product exceptions), go to the Library and search FSC.

Products are listed alphabetically in this index by alpha-numeric prefix/suffix codes.

<b>Product Code</b>	<b>Product Description</b>	<b>Page</b>
EAEB	Planes Training Tables 2-Circuit — Power Feeds – Hardwire Modular Base Feed — 2-Circuit	266
EAEB-2024-2C	Planes Training Tables 2-Circuit — Power Feeds – Single Circuit Corded Base Feed — for use with 2-Circuit, 20 Amp	266
EAED-0000-22	Planes Training Tables 2-Circuit — Modular Power Components – Receptacle Block Connector	269
EAED-0000-24	Planes Training Tables 2-Circuit — Modular Power Components – Four-Port Splitter	269
EAEJ	Planes Training Tables 2-Circuit — Modular Power Pass-Through – Tables Pass-Through Connector — 2-Circuit	267
EAEM	Planes Training Tables 2-Circuit — Modular Power Kits – Modular Power Kits — 2-Circuit	268
EAER	Planes Training Tables 2-Circuit — Modular Power Components – Receptacles — 15 Amp 2-Circuit	269
EAWP-0004-21	Planes Training Tables 2-Circuit — Power Feeds – Wall Feed — 2-Circuit	266
EHPO	Immerse — Planter — Oblong	104
EHPR	Immerse — Planter — Round	105
EUDB-0000	Cultivate Power Module Clips and Brackets – Mounting Bracket for Enhanced Power Modules	32
EUMC-0201	Cultivate Power Module Clips and Brackets – Mounting Clip for Flip Top Unit	32
EUQ1-QS1P	Quick Connect Two Power — Flip Top Unit with Smooth Bezel	270
EUQ1-QS1P	Quick Connect Two Power — Flip Top Unit with Smooth Bezel	270
EUQB-0072-1	Quick Connect Two Power — Flip Top Unit with Smooth Bezel – Starter Box	272
EUQJ-1	Planes Training Tables Quick Connect Power — Flip Top Unit Accessories – Pass-Through Connector	272
EWVT-DCND-P	Planes — Electrical Components – Belong View – Table Mount With Shroud Dual Monitor	371
EWVT-DCSD-P	Planes — Electrical Components – Belong View – Table Mount With Shroud Dual Monitor	371
EWVT-SAND-P	Planes — Electrical Components – Belong View – Table Mount With Shroud	371
EWVT-SASD-P	Planes — Electrical Components – Belong View – Table Mount With Shroud	371
EWWM-0601	Cultivate Power Module Clips and Brackets – Flush Mount Power Module with Sliding Door Mounting Bracket for 2”(51mm) tops	32
GAC1	Planes Credenza Base – 29” High – Credenza Base – 29”(737mm) High – Laminate or Wood	283
GAC1	Planes Credenza Bases – 19” High – Credenza Base – 19”(483mm) High – Laminate or Wood	280
GAC2	Planes Credenza Base with Slider Unit — 35” High – Credenza Base – 35”(889mm) High with Slider Unit – Laminate or Wood	282
GAC2	Planes Credenza Base with Slider Unit — 39” High – Credenza Base – 39”(991mm) High with Slider Unit – Laminate or Wood	284
GAC2	Planes Credenza Base with Slider Unit — 45” High – Credenza Base – 45”(1143mm) High with Slider Unit – Laminate or Wood	285
GAC2	Planes Credenza Base with Slider Unit – 29” High – Credenza Base – 29”(737mm) High with Slider Unit – Laminate or Wood	281
GACJ	Planes Credenza Tops – Credenza Top – Laminate or Wood	286
GAKD-1919	Planes Cart – Podium – Cart – Podium – Laminate	279
GAKE-1919	Planes Carts — Medium Media – Cart – Medium Media – Laminate	277
GAKF-1919	Planes Carts — Small Media – Cart – Small Media – Laminate	276
GAKG-1935	Planes Carts – Catering – Cart – Catering – Laminate	278
KUWH-0202	Cultivate Bag Hook – Bag Hook	31
TACC-F2S	Planes Conference Table — Column Base (for use with Conference Table Top and End Supported Top) – Cladding — Flat Laminate and Wood	366
TCRA-SNB	Jive Table — C-Leg — Round – Rectangle – Laminate or Wood – Rectangle	176
TCRA-SND	Jive Table — Disc Base – Rectangle – Laminate or Wood – Rectangle	185
TCRA-SNT	Jive Table — T-Leg — Extruded – Rectangle – Laminate or Wood – Rectangle	191
TCRP-SND	Jive Table — Dual Disc Base – Pebble – Laminate or Wood – Pebble	186
TCRT-SND	Jive Table — Dual Disc Base – Racetrack – Laminate or Wood – Racetrack	188
TCTP-SNT	Jive Table — T-Leg — Extruded – Trapezoid – Laminate or Wood – Trapezoid	196
ZUBW-0000-PN	Planes End Supported Top (for use with Column Base) — Bracket(s) – Wall Mount Bracket(s)	368
S970	Pip – Collaborative Table	218
STP-P26-TH	Pip – Personal Laptop Table	218
TA01	Planes Credenza Tops – Grommet	286
TA01	Planes Conference Table — Column Base (for use with Conference Table Top) – J-Channels – J-Channel Tray	367
TA01-0001	Planes Collaborative Tables — Accessories – Ganging Clip	231
TA01-0212	Planes Collaborative Tables — Accessories – Vertical Wire Management	231
TA01-0213	Planes Collaborative Tables — Accessories – Y-Leg Bumper	231
TA01-0214	Planes Collaborative Tables — Accessories – Y-Leg Bumper	231
TA01-0215	Planes Accessories – Glides	274
TA01-0215	Planes Collaborative Tables — Accessories – Glides	232
TA01-0216	Planes Accessories – Casters	274

## Index

<b>Product Code</b>	<b>Product Description</b>	<b>Page</b>
TA01-0216	Planes Collaborative Tables — Accessories — Casters	232
TA01-0217	Planes — Accessories — Cable Column	369
TA01-0222	Planes Collaborative Tables — Accessories — Ganging Mechanism	231
TA01-0222	Planes Training Tables — Accessories — Ganging Mechanism	274
TA01-0224	Planes Training Tables 2-Circuit — Modular Power Components — Mounting Bracket — Receptacle	269
TA01-0225	Planes Training Tables — Accessories — Wire Manager Clips	275
TA01-0225	Planes Training Tables Quick Connect Power — Flip Top Unit Accessories — Wire Manager Clips	272
TA01-0227	Planes Training Tables Quick Connect Power — Flip Top Unit Accessories — Starter Box Bracket	272
TA01-0228	Planes Accessories — Vertical Wire Manager	275
TA01-0814	Planes — Accessories — Cable Base	369
TA01-1414	Planes — Accessories — Cable Base	369
TA01-CR48	Planes — Electrical Accessories — Cable Reel	370
TA01-CRKB	Planes — Electrical Accessories — Cable Reel Bracket	370
TA0M	Planes Training Tables — Modesty Panels	264
TABC	Cultivate Wire Management — Basket Cover	33
TABN-L	Planes Training Tables — Crescent — Laminate — Flip Top or Non-Flip Top Table	254
TABN-W	Planes Training Tables — Crescent — Wood — Flip Top or Non-Flip Top Table	260
TACB-2	Planes Conference Tables — Column Base (for use with Conference Table Top and End Supported Top) — Column Frame	363
TACB-4	Planes Conference Tables — Column Base (for use with Conference Table Top and End Supported Top) — Column Frame	363
TACB-7	Planes Conference Tables — Column Base (for use with Conference Table Top and End Supported Top) — Column Frame	363
TACC-F2	Planes Conference Table — Column Base (for use with Conference Table Top and End Supported Top) — Cladding — Flat Paint and Round	365
TACC-R2	Planes Conference Table — Column Base (for use with Conference Table Top and End Supported Top) — Cladding — Flat Paint and Round	365
TACV	Planes Collaborative Tables — Polygon — Laminate — Y-Leg Flip Top or Non-Flip Top Table	225
TACV	Planes Collaborative Tables — Polygon — Wood — Y-Leg Flip Top or Non-Flip Top Table	230
TACV	Planes Conference Tables — Interior Leg — Laminate — Polygon — Interior Leg — Laminate	290
TACV	Planes Conference Tables — Interior Leg — Wood — Polygon — Interior Leg — Wood	294
TACV-L	Planes Training Tables — Polygon — Laminate — Flip Top or Non-Flip Top Table	256
TACV-W	Planes Training Tables — Polygon — Wood — Flip Top or Non-Flip Top Table	262
TAHN	Planes Collaborative Tables — Half Round — Laminate — Y-Leg Flip Top or Non-Flip Top Table	224
TAHN	Planes Collaborative Tables — Half Round — Wood — Y-Leg Flip Top or Non-Flip Top Table	229
TAHN	Planes Conference Tables — Interior Leg — Laminate — Half Round	289
TAHN	Planes Conference Tables — Interior Leg — Wood — Half Round	293
TAJC	Planes Conference Table — Column Base (for use with Conference Table Top) — J-Channels	367
TAPC-L	Planes Training Tables — Pie Connector — Laminate	257
TAPC-W	Planes Training Tables — Pie Connector — Wood	263
TAPL-R	Planes Conference Table — Column Base (for use with Conference Table Top and End Supported Top) — Column Base Plate — Square and Round	364
TAPL-S	Planes Conference Table — Column Base (for use with Conference Table Top and End Supported Top) — Column Base Plate — Square and Round	364
TARA	Planes Collaborative Tables — Rectangular — Laminate — Y-Leg Flip Top or Non-Flip Top Table	221
TARA	Planes Collaborative Tables — Rectangular — Wood — Y-Leg Flip Top or Non-Flip Top Table	226
TARA	Planes Conference Table Top — Rectangle (for use with Column Base) — Laminate or Wood	342
TARA	Planes Conference Tables — Interior Leg — Laminate — Round, Square, Rectangular	287
TARA	Planes Conference Tables — Interior Leg — Wood — Round, Square, Rectangular	291
TARA	Planes Conference Tables — One-Piece Top — Interior Leg — Laminate — Rectangular	295
TARA	Planes Conference Tables — One-Piece Top — Interior Leg — Wood — Rectangular	301
TARA	Planes Conference Tables — Perimeter Leg — Laminate — Square and Rectangular — 2”(51mm) Edge — Rectangular	331
TARA	Planes Conference Tables — Three-Piece Tops — Interior Leg — Wood — Rectangular — Planes Rectangular	325
TARA	Planes Conference Tables — Two-Piece Tops — Interior Leg — Wood — Rectangular — Rectangular	313
TARA	Planes Conference Tables — Three-Piece Tops — Interior Leg — Laminate — Rectangular — Rectangular	319
TARA	Planes Conference Tables — Three-Piece Tops — Perimeter Leg — Laminate — Rectangular — 2”(51mm) Edge — Rectangular	335
TARA	Planes Conference Tables — One-Piece Top — Perimeter Leg — Laminate — Rectangular — 2”(51mm) Edge	332
TARA	Planes Conference Tables — Two-Piece Tops — Interior Leg — Laminate — Rectangular	307
TARA	Planes Conference Tables — Two-Piece Tops — Perimeter Leg — Laminate — Rectangular — 2”(51mm) Edge	333

<b>Product Code</b>	<b>Product Description</b>	<b>Page</b>
TARA-D	Planes Tables — Dual Disc Base – Laminate or Wood – Rectangle	244
TARA-L	Planes Training Tables — Rectangular — Laminate – Flip Top or Non-Flip Top Table	252
TARA-W	Planes Training Table — Rectangular — Wood – Flip Top or Non-Flip Top Table	258
TARA-XC	Planes Tables — Dual X Base – Laminate or Wood – Rectangle	238
TARA-XG	Planes Tables — Dual X Base – Laminate or Wood – Rectangle	238
TARD	Planes End Supported Top — D-Shape Convergent (for use with Column Base) – Laminate or Wood	357
TARN	Planes Conference Tables — Interior Leg — Laminate – Round, Square, Rectangular	287
TARN	Planes Conference Tables — Interior Leg — Wood – Round, Square, Rectangular	291
TARN	Planes Conference Table Top — Round, Square and Pebble (for use with Column Base) – Laminate or Wood	340
TARN-NDN	Planes Tables — Disc Base – Laminate or Wood – Laminate or Wood	236
TARN-NXC	Planes Tables — X Base – Laminate or Wood – Laminate or Wood	234
TARP	Planes Collaborative Tables — Pebble — Laminate – Y-Leg Flip Top or Non-Flip Top Table	222
TARP	Planes Collaborative Tables — Pebble — Wood – Y-Leg Flip Top or Non-Flip Top Table	227
TARP	Planes Conference Table Top — Pebble (for use with Column Base) – Laminate or Wood	346
TARP	Planes Conference Tables — One-Piece Top — Interior Leg — Laminate – Pebble	297
TARP	Planes Conference Tables — One-Piece Top — Interior Leg — Wood – Pebble	303
TARP	Planes Conference Tables — Three-Piece Tops — Interior Leg — Wood – Pebble	327
TARP	Planes Conference Tables — Two-Piece Tops — Interior Leg — Wood – Pebble	315
TARP	Planes Conference Tables — Three-Piece Tops — Interior Leg — Laminate – Pebble	321
TARP	Planes Conference Table Top — Round, Square and Pebble (for use with Column Base) – Laminate or Wood	340
TARP	Planes Conference Tables — Two-Piece Tops — Interior Leg — Laminate – Pebble	309
TARP-D	Planes Tables — Dual Disc Base – Laminate or Wood – Pebble	248
TARP-NDN	Planes Tables — Disc Base – Laminate or Wood	236
TARP-NXG	Planes Tables — X Base – Laminate or Wood	234
TARP-XC	Planes Tables — Dual X Base – Laminate or Wood – Pebble	242
TARP-XG	Planes Tables — Dual X Base – Laminate or Wood – Pebble	242
TARQ	Planes Conference Tables — Interior Leg — Laminate – Round, Square, Rectangular	287
TARQ	Planes Conference Tables — Interior Leg — Wood – Round, Square, Rectangular	291
TARQ	Planes Conference Tables — Perimeter Leg — Laminate – Square and Rectangular – 2”(51mm) Edge	331
TARQ	Planes Conference Table Top — Round, Square and Pebble (for use with Column Base) – Laminate or Wood	340
TARQ-NDN	Planes Tables — Disc Base – Laminate or Wood – Laminate or Wood	236
TARQ-NXC	Planes Tables — X Base – Laminate or Wood – Laminate or Wood	234
TARU	Planes End Supported Top — Rectangular Conference End (for use with Column Base) – Laminate or Wood	359
TARX	Planes Collaborative Tables — Hexagon — Laminate – Y-Leg Flip Top or Non-Flip Top Table	223
TARX	Planes Collaborative Tables — Hexagon — Wood – Y-Leg Flip Top or Non-Flip Top Table	228
TARX	Planes Conference Table Top — Hexagon (for use with Column Base) – Laminate or Wood	350
TARX	Planes Conference Tables — One-Piece Top — Interior Leg — Laminate – Hexagon	299
TARX	Planes Conference Tables — One-Piece Top — Interior Leg — Wood – Hexagon	305
TARX	Planes Conference Tables — Three-Piece Tops — Interior Leg — Wood – Hexagon	329
TARX	Planes Conference Tables — Two-Piece Tops — Interior Leg — Wood – Hexagon	317
TARX	Planes Conference Tables — Three-Piece Tops — Interior Leg — Laminate – Hexagon	323
TARX	Planes Conference Tables — Two-Piece Tops — Interior Leg — Laminate – Hexagon	311
TARX-D	Planes Tables — Dual Disc Base – Laminate or Wood – Hexagon – Laminate or Wood – Hexagon	246
TARX-XC	Planes Tables — Dual X Base – Laminate or Wood – Hexagon – Laminate or Wood – Hexagon	240
TARX-XG	Planes Tables — Dual X Base – Laminate or Wood – Hexagon – Laminate or Wood – Hexagon	240
TARY	Planes End Supported Top — Key Conference (for use with Column Base) – Laminate or Wood	361
TATP-L	Planes Training Tables — Trapezoid — Laminate – Flip Top or Non-Flip Top Table	255
TATP-W	Planes Training Table — Trapezoid — Wood – Flip Top or Non-Flip Top Table	261
TAWB	Cultivate Wire Management – Wire Management Basket	33
TCBN	Jive Table — Post Extruded Base – Crescent – Laminate or Wood	125
TCBN-SNV	Jive Table — Post Round Base – Crescent – Laminate or Wood	143
TCHP	Jive Table — Post Extruded Base – Half Pebble – Laminate or Wood	127
TCHP	Jive Table — Post Round Base – Half Pebble – Laminate or Wood	145
TCHP-SNG	Jive Table — Bridge Base – Half Pebble – Laminate or Wood	170
TCHT	Jive Table — Post Extruded Base – Half Racetrack – Laminate or Wood	126

## Index

<b>Product Code</b>	<b>Product Description</b>	<b>Page</b>
TCHT	Jive Table — Post Round Base – Half Racetrack – Laminate or Wood	144
TCHT-SNG	Jive Table — Bridge Base – Half Racetrack – Laminate or Wood	168
TCHX-SNG	Jive Table — Bridge Base – Half Hexagon – Laminate or Wood	172
TCRA	Jive Table — Post Extruded Base – Rectangle – Laminate or Wood	119
TCRA-SNC	Jive Table — C-Leg — Extruded – Rectangle – Laminate or Wood	173
TCRA-SND	Jive Table — Dual Disc Base – Rectangle – Laminate or Wood	187
TCRA-SNF	Jive Table — T-Leg — Round – Rectangle – Laminate or Wood	197
TCRA-SNFH4	Jive Table — T-Leg (Round or Extruded) — Flip Base – Rectangle – Laminate or Wood	203
TCRA-SNG	Jive Table — Bridge Base – Rectangle – Laminate or Wood	161
TCRA-SNH	Jive Table — C-Leg (Round or Extruded) — Flip Base – Rectangle – Laminate or Wood	179
TCRA-SNV	Jive Table — Post Round Base – Rectangle – Laminate or Wood	137
TCRA-SNX	Jive Table — X-Base – Rectangle – Laminate or Wood	152
TCRA-SNXF	Jive Table — X-Base – Rectangle – Laminate or Wood	152
TCRN	Jive Table — Disc Base – Pneumatic Adjustment – Round	189
TCRN	Jive Table — Post Extruded Base – Round – Laminate or Wood	110
TCRN-SND	Jive Table — Disc Base – Round – Laminate or Wood	181
TCRN-SNG	Jive Table — Bridge Base – Round – Laminate or Wood	154
TCRN-SNV	Jive Table — Post Round Base – Round – Laminate or Wood	128
TCRN-SNX_	Jive Table — X-Base – Round – Laminate or Wood	146
TCRN-SNXF	Jive Table — X-Base – Round – Laminate or Wood	146
TCRP	Jive Table — Disc Base – Pneumatic Adjustment	189
TCRP-3048-SNG	Jive Table — Bridge Base – Pebble – Laminate or Wood	156
TCRP-3060	Jive Table — Post Extruded Base – Pebble – Laminate or Wood	115
TCRP-3060-SNV	Jive Table — Post Round Base – Pebble – Laminate or Wood	133
TCRP-4242	Jive Table — Post Extruded Base – Pebble – Laminate or Wood	115
TCRP-4242-SNV	Jive Table — Post Round Base – Pebble – Laminate or Wood	133
TCRP-5454-SNG	Jive Table — Bridge Base – Pebble – Laminate or Wood	156
TCRP-SND	Jive Table — Disc Base – Pebble – Laminate or Wood	184
TCRP-SNF	Jive Table — T-Leg — Round – Pebble – Laminate or Wood	200
TCRP-SNT	Jive Table — T-Leg — Extruded – Pebble – Laminate or Wood	194
TCRP-SNX_	Jive Table — X-Base – Pebble – Laminate or Wood	150
TCRP-SNXF	Jive Table — X-Base – Pebble – Laminate or Wood	150
TCRQ	Jive Table — Disc Base – Pneumatic Adjustment – Square	189
TCRQ	Jive Table — Post Extruded Base – Square – Laminate or Wood	112
TCRQ-SND	Jive Table — Disc Base – Square – Laminate or Wood	183
TCRQ-SNG	Jive Table — Bridge Base – Square – Laminate or Wood	155
TCRQ-SNV	Jive Table — Post Round Base – Square – Laminate or Wood	130
TCRQ-SNX_	Jive Table — X-Base – Square – Laminate or Wood	148
TCRQ-SNXF	Jive Table — X-Base – Square – Laminate or Wood	148
TCRT	Jive Table — Post Extruded Base – Racetrack – Laminate or Wood	122
TCRT-SNE	Jive Table — T-Leg — Round – Racetrack – Laminate or Wood	201
TCRT-SNG	Jive Table — Bridge Base – Racetrack – Laminate or Wood	165
TCRT-SNT	Jive Table — T-Leg — Extruded – Racetrack – Laminate or Wood	195
TCRT-SNV	Jive Table — Post Round Base – Racetrack – Laminate or Wood	140
TCTP	Jive Table — Post Extruded Base – Trapezoid – Laminate or Wood	124
TCTP-SNF	Jive Table — T-Leg — Round – Trapezoid – Laminate or Wood	202
TCTP-SNV	Jive Table — Post Round Base – Trapezoid – Laminate or Wood	142
TEA5	Executive Wood Tables – A5 – Base Kit	70
TEBO	Executive Wood Tables – Boat	57
TEBO	Executive Wood Tables – A5 – Boat Table Top	68
TECB	Executive Conference Buffet — Wood	37
TEFC	Executive Wood Tables – Base Kits — Boat Wood Tables	60
TEFC	Executive Wood Tables – Base Kits — Racetrack Wood Tables	56
TEFC	Executive Wood Tables – Base Kits — Rectangular Wood Tables	52
TEFC	Executive Wood Tables – Base Kits — Round/Square Wood Tables	48

## Index

<b>Product Code</b>	<b>Product Description</b>	<b>Page</b>
TEFC	Executive Wood Tables – Base Kits — Wedge Wood Tables	.64
TEFC-A	Executive Wood Tables – Base Kits — Boat Wood Tables	.60
TEFC-A	Executive Wood Tables – Base Kits — Racetrack Wood Tables	.56
TEFC-A	Executive Wood Tables – Base Kits — Rectangular Wood Tables	.52
TEFC-A	Executive Wood Tables – Base Kits — Round/Square Wood Tables	.48
TEFC-A	Executive Wood Tables – Base Kits — Wedge Wood Tables	.64
TEHC	Executive Wood Tables – Base Kits — Boat Wood Tables	.60
TEHC	Executive Wood Tables – Base Kits — Racetrack Wood Tables	.56
TEHC	Executive Wood Tables – Base Kits — Rectangular Wood Tables	.52
TEHC	Executive Wood Tables – Base Kits — Wedge Wood Tables	.64
TEHC-A	Executive Wood Tables – Base Kits — Boat Wood Tables	.60
TEHC-A	Executive Wood Tables – Base Kits — Racetrack Wood Tables	.56
TEHC-A	Executive Wood Tables – Base Kits — Rectangular Wood Tables	.52
TEHC-A	Executive Wood Tables – Base Kits — Wedge Wood Tables	.64
TEPB	Executive Accessories – Presentation Board	.71
TERA	Executive Wood Tables – Rectangular	.49
TERA	Executive Wood Tables – A5 – Rectangular Table Top	.67
TERN	Executive Wood Tables – Round/Square	.47
TERQ	Executive Wood Tables – Round/Square	.47
TERT	Executive Wood Tables – Racetrack Tables	.53
TESL	Executive Wood Tables – Base Kits — Boat Wood Tables	.60
TESL	Executive Wood Tables – Base Kits — Racetrack Wood Tables	.56
TESL	Executive Wood Tables – Base Kits — Rectangular Wood Tables	.52
TESL	Executive Wood Tables – Base Kits — Wedge Wood Tables	.64
TEWE	Executive Wood Tables – Wedge	.61
TEWE	Executive Wood Tables – A5 – Wedge Table Top	.69
TEXB-M	Executive Wood Tables – Base Kits — Round/Square Wood Tables	.48
TEXB-W	Executive Wood Tables – Base Kits — Boat Wood Tables	.60
TEXB-W	Executive Wood Tables – Base Kits — Racetrack Wood Tables	.56
TEXB-W	Executive Wood Tables – Base Kits — Rectangular Wood Tables	.52
TEXB-W	Executive Wood Tables – Base Kits — Round/Square Wood Tables	.48
TEXB-W	Executive Wood Tables – Base Kits — Wedge Wood Tables	.64
THLD	Immerse — Ledge Table – Rectangle – Painted Legs	.75
THLD	Immerse — Ledge Table – Rectangle – Wood Legs	.76
THRA	Immerse — Single Table – Rectangle – Painted Legs	.97
THRA	Immerse — Single Table – Rectangle – Wood Legs	.101
THRA	Immerse — Stack Table – Rectangle – Painted Legs	.103
THRD	Immerse — Overlap Table – Rectangle/Round – Painted Legs	.80
THRD	Immerse — Overlap Table – Rectangle/Round – Wood Legs	.86
THRD	Immerse — Shift Table – Rectangle/Round – Painted Legs	.90
THRD	Immerse — Shift Table – Rectangle/Round – Wood Legs	.93
THRL	Immerse — Overlap Table – Rectangle/Ledge – Painted Legs	.82
THRL	Immerse — Overlap Table – Rectangle/Ledge – Wood Legs	.88
THRN	Immerse — Single Table – Round – Painted Legs	.95
THRN	Immerse — Single Table – Round – Wood Legs	.99
THRQ	Immerse — Single Table – Square – Painted Legs	.96
THRQ	Immerse — Single Table – Square – Wood Legs	.100
THRR	Immerse — Overlap Table – Rectangle/Rectangle – Painted Legs	.78
THRR	Immerse — Overlap Table – Rectangle/Rectangle – Wood Legs	.84
THRR	Immerse — Shift Table – Rectangle/Rectangle – Painted Legs	.89
THRR	Immerse — Shift Table – Rectangle/Rectangle – Wood Legs	.92
THRT	Immerse — Single Table – Racetrack – Painted Legs	.98
THRT	Immerse — Single Table – Racetrack – Wood Legs	.102
THTD	Immerse — Overlap Table – Racetrack/Round – Painted Legs	.81
THTD	Immerse — Overlap Table – Racetrack/Round – Wood Legs	.87

# Index

<b>Product Code</b>	<b>Product Description</b>	<b>Page</b>
THTD	Immerse — Shift Table – Racetrack/Round – Painted Legs	.91
THTD	Immerse — Shift Table – Racetrack/Round – Wood Legs	.94
TPAP	PopUp Table – Accent Plate	.379
TPRA-SNA	PopUp Table – Rectangle – Laminate or Wood	.376
TPRP-SNA	PopUp Table – Oval (Rectangular Radius Corner) – Laminate or Wood	.377
TPRT-SNA	PopUp Table – Racetrack – Laminate or Wood	.378
TPVW	PopUp Table – Vertical Wire Channel – Leg Attached	.380
TVBN-LJSNR	Jive Table — Swivel Base – Crescent – Laminate or Wood	.208
TVCE-LJSNRE	Jive Table — Swivel Base – Corner, Extended – Laminate or Wood	.210
TVCX-LJSNRP	Jive Table — Swivel Base – Corner, Transitional Extended – Laminate or Wood	.209
TVRA-LJSNR	Jive Table — Swivel Base – Rectangle – Laminate or Wood	.206
TVRQ-LJSNR	Jive Table — Swivel Base – Square – Laminate or Wood	.205
TVTP-LJSNR	Jive Table — Swivel Base – Trapezoid – Laminate or Wood	.207
TYBA-NNNNNG4A	Cultivate Frames – Frame	.30
TYBA-NNNNNG7A	Cultivate Frames – Frame	.30
TYRA-LJMN	Cultivate Tops – Top – No Storage	.28
TYRA-LJMN	Cultivate Tops – For use with Storage	.29
TYRA-LJSN	Cultivate Tops – Top – No Storage	.28
TYRA-LJSN	Cultivate Tops – For use with Storage	.29
TYRA-WKMN	Cultivate Tops – Top – No Storage	.28
TYRA-WKMN	Cultivate Tops – For use with Storage	.29
TYRA-WKSN	Cultivate Tops – Top – No Storage	.28
TYRA-WKSN	Cultivate Tops – For use with Storage	.29
TYVW	Cultivate Wire Management – Vertical Wire Channel - Leg Attached	.33
TZRN-LG	Compose Tables — Laminate – Round — Post Base	.21
TZRN-WG	Compose Tables — Wood – Round — Post Base	.22
UXCD-N	Conference Buffet – Center Drawer	.37
WQAG-PS	Planes Accessories – Grommet	.275
XLAS-3030	Masters Series Table — (Round or Square) – Square Tables	.213
XZAM-1S	Masters Series Table — (Round or Square) – Table — Round	.213
XZAS-3030	Masters Series Table — (Round or Square) – Square Tables	.213
ZZBA-0000-PL	Planes End Supported Top (for use with Column Base) — Bracket(s) – Side/Corner Bracket	.368
ZZBA-0000-PLF	Planes End Supported Top (for use with Column Base) — Bracket(s) – Side Bracket for use with Knife Edge	.368
ZZBA-0000-PR	Planes End Supported Top (for use with Column Base) — Bracket(s) – Side/Corner Bracket	.368
ZZBA-0000-PRF	Planes End Supported Top (for use with Column Base) — Bracket(s) – Side Bracket for use with Knife Edge	.368



# Product Compatibility and Limited Warranty Policy

## Great Expectations

You have them as a Haworth customer and so do we. And because we value our customers, we cover our products with the Haworth North America Product Compatibility and Limited Warranty Policy.

## Our Commitment To Product Compatibility – Integrated Product Platforms

As a market leader in the design and manufacture of workspaces that adapt to change, we strive to maintain product compatibility within our various generations of integrated product platforms. This benefits the customer who desires to update or modify their work environment. It also benefits the customer needing to replace a product due to damage or other reasons but which is no longer manufactured or is otherwise unavailable, such as a fabric or finish that is discontinued because of changing market preferences. In both circumstances, we often can provide products with comparable function and performance.

## Our Commitment To Product Quality – The Haworth North America Limited Warranty

To ensure customer satisfaction and peace of mind, we stand behind our products with the Haworth North America Limited Warranty. To review the current version of the limited warranty including its terms and conditions, please go to:

**[www.haworth.com/warranty](http://www.haworth.com/warranty) or contact [OneTouch@Haworth.com](mailto:OneTouch@Haworth.com) or 1 877 429 6784.**

## Warranty Requests or Questions

For questions or service requests pertaining to the Haworth Limited Warranty, please contact your Haworth dealer. If you are unsure who your dealer is, please contact **[OneTouch@Haworth.com](mailto:OneTouch@Haworth.com) or 1 877 429 6784.**

**Effective: September 1, 2021**



# HAWORTH

HAWORTH® is a registered trademark of Haworth, Inc.

© Haworth, Inc. All rights reserved. 2024.8.24

[haworth.com](http://haworth.com) | 800 344 2600